

## MEMENTO EXECUTIVE



### SPECIFICATIONS:

- Fully upholstered seat and back.
- Channel back stitching also offered.
- Armless, adjustable t-arm and polished aluminum cantilever arm models.
- Polished aluminum cantilever arm features black soft-touch arm cap.
- Optional fully polished aluminum cantilever arm without arm cap also available.
- Adjustable t-arms available with black or chrome trim detail.
- Black adjustable t-arm finish is standard unless specified otherwise.
- Adjustable t-arm features 4" arm height adjustment as standard.
- Fixed back height.
- Memory foam standard on seat.
- Swivel-tilt with tilt lock, synchro-tilt and synchro knee-tilt mechanisms available. Refer to pages 13-15 for mechanism guide.
- Two base options: black nylon and polished aluminum.
- 300 lb. weight capacity.
- Ships KD (knocked down).
- All dimensions are nominal.
- Refer to terms and conditions for general information regarding fabrics, finishes, warranty, freight, complete condition of sales and more.




## MEMENTO EXECUTIVE



### Swivel-Tilt with Tilt Lock Mechanism

#### ORDERING REQUIREMENTS:

- Model number
- Arm finish, if applicable
- Base finish
- Upholstery selection
- Options, as applicable

MODEL	PRODUCT SPECIFICATIONS	BASE FINISH	FABRIC GRADES								LEATHER			
			COM	A	1	2	3	4	COL 5	6	7	8	L1	L2
<b>5551-U</b> 	<b>Upholstered Back, Armless</b> 20" W x 22" D x 39"- 44" H Seat: 20.5" W x 18.5" D Seat Ht: 17" - 22" Back: 19" W x 24" H COM: 1.5 yds. COL: 30 sq. ft. 32 lbs.	Black Nylon	839	899	941	965	1,007	1,051	1,091	1,133	1,172	1,216	1,411	1,553
		Polished Aluminum	918	978	1,020	1,044	1,086	1,130	1,170	1,212	1,251	1,295	1,490	1,632
<b>5553-U</b> 	<b>Upholstered Back, Adjustable T-Arms</b> 27" W x 22" D x 39"- 44" H Seat: 20.5" W x 18.5" D Seat Ht: 17" - 22" Back: 19" W x 24" H COM: 1.5 yds. COL: 30 sq. ft. 38 lbs.	Black Nylon	941	1,001	1,043	1,067	1,109	1,153	1,193	1,235	1,274	1,318	1,513	1,655
		Polished Aluminum	1,020	1,080	1,122	1,146	1,188	1,232	1,272	1,314	1,353	1,397	1,592	1,734
<b>5554-U</b> 	<b>Upholstered Back, Polished Aluminum Cantilever Arms</b> 24.5" W x 22" D x 39"- 44" H Seat: 20.5" W x 18.5" D Seat Ht: 17" - 22" Back: 19" W x 24" H COM: 1.5 yds. COL: 30 sq. ft. 38 lbs.	Black Nylon	932	992	1,034	1,058	1,100	1,144	1,184	1,226	1,265	1,309	1,504	1,646
		Polished Aluminum	1,011	1,071	1,113	1,137	1,179	1,223	1,263	1,305	1,344	1,388	1,583	1,725

**Note:**  
For two-tone upholstery, COM requirements are .75 yd. for seat and 1 yd. for back.

#### OPTIONS

-FP01	Fully Polished Arms (no arm cap) (5554-U model only)	\$60	-STLC02	Soft Tread Self-Locking Casters	\$52
-WA01	Width Adjustable Arms	\$30	-GD04	Glides	\$26
-PV01	Pivot Arms	\$55	-SK01	Stool Kit*	\$90
-STC02	Soft Tread Casters	\$26	-J01	Jury Base (black only)	\$150

\* Stool models feature non-tilting mechanism.




## MEMENTO EXECUTIVE



### Synchro Knee-Tilt Mechanism

#### ORDERING REQUIREMENTS:

- Model number
- Arm finish, if applicable
- Base finish
- Upholstery selection
- Options, as applicable

MODEL	PRODUCT SPECIFICATIONS	BASE FINISH	FABRIC GRADES								LEATHER			
			COM	A	1	2	3	4	COL 5	6	7	8	L1	L2
<b>5581-U</b> 	<b>Upholstered Back, Armless</b> 20" W x 22" D x 39"- 44" H Seat: 20.5" W x 18.5" D Seat Ht: 17" - 22" Back: 19" W x 24" H COM: 1.5 yds. COL: 30 sq. ft. 34 lbs.	Black Nylon	992	1,052	1,094	1,118	1,160	1,204	1,244	1,286	1,325	1,369	1,564	1,706
		Polished Aluminum	1,071	1,131	1,173	1,197	1,239	1,283	1,323	1,365	1,404	1,448	1,643	1,785
<b>5583-U</b> 	<b>Upholstered Back, Adjustable T-Arms</b> 27" W x 22" D x 39"- 44" H Seat: 20.5" W x 18.5" D Seat Ht: 17" - 22" Back: 19" W x 24" H COM: 1.5 yds. COL: 30 sq. ft. 40 lbs.	Black Nylon	1,108	1,168	1,210	1,234	1,276	1,320	1,360	1,402	1,441	1,485	1,680	1,822
		Polished Aluminum	1,187	1,247	1,289	1,313	1,355	1,399	1,439	1,481	1,520	1,564	1,759	1,901
<b>5584-U</b> 	<b>Upholstered Back, Polished Aluminum Cantilever Arms</b> 24.5" W x 22" D x 39"- 44" H Seat: 20.5" W x 18.5" D Seat Ht: 17" - 22" Back: 19" W x 24" H COM: 1.5 yds. COL: 30 sq. ft. 40 lbs.	Black Nylon	1,119	1,179	1,221	1,245	1,287	1,331	1,371	1,413	1,452	1,496	1,691	1,833
		Polished Aluminum	1,198	1,258	1,300	1,324	1,366	1,410	1,450	1,492	1,531	1,575	1,770	1,912

**Note:**  
For two-tone upholstery, COM requirements are .75 yd. for seat and 1 yd. for back.

#### OPTIONS

-FP01	Fully Polished Arms (no arm cap) (5584-U model only)	\$60	-STLC02	Soft Tread Self-Locking Casters	\$52
-WA01	Width Adjustable Arms	\$30	-GD04	Glides	\$26
-PV01	Pivot Arms	\$55	-J01	Jury Base (black only)	\$150
-STC02	Soft Tread Casters	\$26			




## MEMENTO EXECUTIVE



### Synchro-Tilt Mechanism

#### ORDERING REQUIREMENTS:

- Model number
- Arm finish, if applicable
- Base finish
- Upholstery selection
- Options, as applicable

MODEL	PRODUCT SPECIFICATIONS	BASE FINISH	FABRIC GRADES								LEATHER			
			COM	A	1	2	3	4	COL 5	6	7	8	L1	L2
<b>5591-U</b> 	<b>Upholstered Back, Armless</b> 20" W x 22" D x 39"- 44" H Seat: 20.5" W x 18.5" D Seat Ht: 17" - 22" Back: 19" W x 24" H COM: 1.5 yds. COL: 30 sq. ft. 32 lbs.	Black Nylon	887	947	989	1,013	1,055	1,099	1,139	1,181	1,220	1,264	1,459	1,601
		Polished Aluminum	966	1,026	1,068	1,092	1,134	1,178	1,218	1,260	1,299	1,343	1,538	1,680
<b>5593-U</b> 	<b>Upholstered Back, Adjustable T-Arms</b> 27" W x 22" D x 39"- 44" H Seat: 20.5" W x 18.5" D Seat Ht: 17" - 22" Back: 19" W x 24" H COM: 1.5 yds. COL: 30 sq. ft. 38 lbs.	Black Nylon	990	1,050	1,092	1,116	1,158	1,202	1,242	1,284	1,323	1,367	1,562	1,704
		Polished Aluminum	1,069	1,129	1,171	1,195	1,237	1,281	1,321	1,363	1,402	1,446	1,641	1,783
<b>5594-U</b> 	<b>Upholstered Back, Polished Aluminum Cantilever Arms</b> 24.5" W x 22" D x 39"- 44" H Seat: 20.5" W x 18.5" D Seat Ht: 17" - 22" Back: 19" W x 24" H COM: 1.5 yds. COL: 30 sq. ft. 38 lbs.	Black Nylon	1,010	1,070	1,112	1,136	1,178	1,222	1,262	1,304	1,343	1,387	1,582	1,724
		Polished Aluminum	1,089	1,149	1,191	1,215	1,257	1,301	1,341	1,383	1,422	1,466	1,661	1,803

**Note:**  
For two-tone upholstery, COM requirements are .75 yd. for seat and 1 yd. for back.

#### OPTIONS

-FP01	Fully Polished Arms (no arm cap) (5594-U model only)	\$60	-STC02	Soft Tread Casters	\$26
-WA01	Width Adjustable Arms	\$30	-STLC02	Soft Tread Self-Locking Casters	\$52
-PV01	Pivot Arms	\$55	-GD04	Glides	\$26
-SS02	Seat Slider	\$76	-J01	Jury Base (black only)	\$150




All shipments for this series will be cartoned as standard. If blanket-wrapped shipping is required, please contact client services for additional information.

## MEMENTO EXECUTIVE

### Swivel-Tilt with Tilt Lock Mechanism

#### ORDERING REQUIREMENTS:

- Model number
- Arm finish, if applicable
- Base finish
- Upholstery selection
- Options, as applicable

MODEL	PRODUCT SPECIFICATIONS	BASE FINISH	FABRIC GRADES								LEATHER			
			COM	A	1	2	3	4	COL 5	6	7	8	L1	L2
<b>5551-C</b> 	<b>Upholstered Channel Back, Armless</b> 20" W x 22" D x 39"- 44" H Seat: 20.5" W x 18.5" D Seat Ht: 17" - 22" Back: 19" W x 24" H COM: 1.5 yds. COL: 30 sq. ft. 32 lbs.	<b>Black Nylon</b>	945	1,005	1,047	1,071	1,113	1,157	1,197	1,239	1,278	1,322	1,517	1,659
		<b>Polished Aluminum</b>	1,024	1,084	1,126	1,150	1,192	1,236	1,276	1,318	1,357	1,401	1,596	1,738
<b>5553-C</b> 	<b>Upholstered Channel Back, Adjustable T-Arms</b> 27" W x 22" D x 39"- 44" H Seat: 20.5" W x 18.5" D Seat Ht: 17" - 22" Back: 19" W x 24" H COM: 1.5 yds. COL: 30 sq. ft. 38 lbs.	<b>Black Nylon</b>	1,036	1,096	1,138	1,162	1,204	1,248	1,288	1,330	1,369	1,413	1,608	1,750
		<b>Polished Aluminum</b>	1,115	1,175	1,217	1,241	1,283	1,327	1,367	1,409	1,448	1,492	1,687	1,829
<b>5554-C</b> 	<b>Upholstered Channel Back, Polished Aluminum Cantilever Arms</b> 24.5" W x 22" D x 39"- 44" H Seat: 20.5" W x 18.5" D Seat Ht: 17" - 22" Back: 19" W x 24" H COM: 1.5 yds. COL: 30 sq. ft. 38 lbs.	<b>Black Nylon</b>	1,036	1,096	1,138	1,162	1,204	1,248	1,288	1,330	1,369	1,413	1,608	1,750
		<b>Polished Aluminum</b>	1,115	1,175	1,217	1,241	1,283	1,327	1,367	1,409	1,448	1,492	1,687	1,829

**Note:**  
For two-tone upholstery, COM requirements are .75 yd. for seat and 1 yd. for back.

#### OPTIONS

-FP01	Fully Polished Arms (no arm cap) (5554-C model only)	\$60	-GD04	Glides	\$26
-WA01	Width Adjustable Arms	\$30	-SK01	Stool Kit*	\$90
-PV01	Pivot Arms	\$55	-J01	Jury Base (black only)	\$150
-STC02	Soft Tread Casters	\$26			
-STLC02	Soft Tread Self-Locking Casters	\$52			




\* Stool models feature non-tilting mechanism.

## MEMENTO EXECUTIVE

### Synchro Knee-Tilt Mechanism

#### ORDERING REQUIREMENTS:

- Model number
- Arm finish, if applicable
- Base finish
- Upholstery selection
- Options, as applicable

MODEL	PRODUCT SPECIFICATIONS	BASE FINISH	FABRIC GRADES								LEATHER			
			COM	A	1	2	3	4	COL 5	6	7	8	L1	L2
<b>5581-C</b> 	<b>Upholstered Channel Back, Armless</b> 20" W x 22" D x 39"- 44" H Seat: 20.5" W x 18.5" D Seat Ht: 17" - 22" Back: 19" W x 24" H COM: 1.5 yds. COL: 30 sq. ft. 34 lbs.	<b>Black Nylon</b>	1,106	1,166	1,208	1,232	1,274	1,318	1,358	1,400	1,439	1,483	1,678	1,820
		<b>Polished Aluminum</b>	1,185	1,245	1,287	1,311	1,353	1,397	1,437	1,479	1,518	1,562	1,757	1,899
<b>5583-C</b> 	<b>Upholstered Channel Back, Adjustable T-Arms</b> 27" W x 22" D x 39"- 44" H Seat: 20.5" W x 18.5" D Seat Ht: 17" - 22" Back: 19" W x 24" H COM: 1.5 yds. COL: 30 sq. ft. 40 lbs.	<b>Black Nylon</b>	1,201	1,261	1,303	1,327	1,369	1,413	1,453	1,495	1,534	1,578	1,773	1,915
		<b>Polished Aluminum</b>	1,280	1,340	1,382	1,406	1,448	1,492	1,532	1,574	1,613	1,657	1,852	1,994
<b>5584-C</b> 	<b>Upholstered Channel Back, Polished Aluminum Cantilever Arms</b> 24.5" W x 22" D x 39"- 44" H Seat: 20.5" W x 18.5" D Seat Ht: 17" - 22" Back: 19" W x 24" H COM: 1.5 yds. COL: 30 sq. ft. 40 lbs.	<b>Black Nylon</b>	1,201	1,261	1,303	1,327	1,369	1,413	1,453	1,495	1,534	1,578	1,773	1,915
		<b>Polished Aluminum</b>	1,280	1,340	1,382	1,406	1,448	1,492	1,532	1,574	1,613	1,657	1,852	1,994

**Note:**  
For two-tone upholstery, COM requirements are .75 yd. for seat and 1 yd. for back.

#### OPTIONS




-FP01	Fully Polished Arms (no arm cap) (5584-C model only)	\$60	-STC02	Soft Tread Casters	\$26
-WA01	Width Adjustable Arms	\$30	-STLC02	Soft Tread Self-Locking Casters	\$52
-PV01	Pivot Arms	\$55	-GD04	Glides	\$26
			-J01	Jury Base (black only)	\$150

## MEMENTO EXECUTIVE

### Synchro-Tilt Mechanism

#### ORDERING REQUIREMENTS:

- Model number
- Arm finish, if applicable
- Base finish
- Upholstery selection
- Options, as applicable

MODEL	PRODUCT SPECIFICATIONS	BASE FINISH	FABRIC GRADES								LEATHER			
			COM	A	1	2	3	4	COL 5	6	7	8	L1	L2
<b>5591-C</b> 	<b>Upholstered Channel Back, Armless</b> 20" W x 22" D x 39"- 44" H Seat: 20.5" W x 18.5" D Seat Ht: 17" - 22" Back: 19" W x 24" H COM: 1.5 yds. COL: 30 sq. ft. 32 lbs.	<b>Black Nylon</b>	983	1,043	1,085	1,109	1,151	1,195	1,235	1,277	1,316	1,360	1,555	1,697
		<b>Polished Aluminum</b>	1,062	1,122	1,164	1,188	1,230	1,274	1,314	1,356	1,395	1,439	1,634	1,776
<b>5593-C</b> 	<b>Upholstered Channel Back, Adjustable T-Arms</b> 27" W x 22" D x 39"- 44" H Seat: 20.5" W x 18.5" D Seat Ht: 17" - 22" Back: 19" W x 24" H COM: 1.5 yds. COL: 30 sq. ft. 38 lbs.	<b>Black Nylon</b>	1,076	1,136	1,178	1,202	1,244	1,288	1,328	1,370	1,409	1,453	1,648	1,790
		<b>Polished Aluminum</b>	1,155	1,215	1,257	1,281	1,323	1,367	1,407	1,449	1,488	1,532	1,727	1,869
<b>5594-C</b> 	<b>Upholstered Channel Back, Polished Aluminum Cantilever Arms</b> 24.5" W x 22" D x 39"- 44" H Seat: 20.5" W x 18.5" D Seat Ht: 17" - 22" Back: 19" W x 24" H COM: 1.5 yds. COL: 30 sq. ft. 38 lbs.	<b>Black Nylon</b>	1,076	1,136	1,178	1,202	1,244	1,288	1,328	1,370	1,409	1,453	1,648	1,790
		<b>Polished Aluminum</b>	1,155	1,215	1,257	1,281	1,323	1,367	1,407	1,449	1,488	1,532	1,727	1,869

**Note:**  
For two-tone upholstery, COM requirements are .75 yd. for seat and 1 yd. for back.

#### OPTIONS

-FP01	Fully Polished Arms (no arm cap) (5594-C model only)	\$60	-STC02	Soft Tread Casters	\$26
-SS02	Seat Slider	\$76	-STLC02	Soft Tread Self-Locking Casters	\$52
-WA01	Width Adjustable Arms	\$30	-GD04	Glides	\$26
-PV01	Pivot Arms	\$55	-J01	Jury Base (black only)	\$150

## MEMENTO TASK



### SPECIFICATIONS:

- Fully upholstered back and seat.
- Channel back stitching also offered.
- Armless, adjustable t-arm and polished aluminum cantilever arm models.
- Polished aluminum cantilever arm features black soft-touch arm cap.
- Adjustable t-arms available with black or chrome trim detail.
- Unless specified otherwise, t-arm trim will match base finish as standard.
- Adjustable t-arm features 4" arm height adjustment as standard.
- 2½" back height adjustment.
- Memory foam standard on seat.
- Swivel-tilt with tilt lock, task intensive and synchro-tilt mechanism. Refer to pages 13-15 for mechanism guide.
- Stool models feature non-tilting mechanism.
- Two base options: black nylon and polished aluminum.
- 300 lb. weight capacity.
- Ships KD (knocked down).
- All dimensions are nominal.
- Refer to terms and conditions for general information regarding fabrics, finishes, warranty, freight, complete condition of sales and more.






## MEMENTO TASK

### Task Intensive Mechanism

#### ORDERING REQUIREMENTS:

- Model number
- Arm finish, if applicable
- Base finish
- Upholstery selection
- Options, as applicable

MODEL	PRODUCT SPECIFICATIONS	BASE FINISH	FABRIC GRADES								LEATHER			
			COM	A	1	2	3	4	COL 5	6	7	8	L1	L2
<b>5641-U</b> 	<b>Upholstered Back, Armless</b> 20" W x 22" D x 34.5"- 39.5" H Seat: 20.5" W x 18" D Seat Ht: 17" - 22" Back: 18.5" W x 20" H COM: 1.5 yds. COL: 30 sq. ft. 44 lbs.	Black Nylon	902	962	1,004	1,028	1,070	1,114	1,154	1,196	1,235	1,279	1,474	1,616
		Polished Aluminum	981	1,041	1,083	1,107	1,149	1,193	1,233	1,275	1,314	1,358	1,553	1,695
<b>5643-U</b> 	<b>Upholstered Back, Adjustable T-Arms</b> 27" W x 22" D x 34.5"- 39.5" H Seat: 20.5" W x 18" D Seat Ht: 17" - 22" Back: 18.5" W x 20" H COM: 1.5 yds. COL: 30 sq. ft. 50 lbs.	Black Nylon	997	1,057	1,099	1,123	1,165	1,209	1,249	1,291	1,330	1,374	1,569	1,711
		Polished Aluminum	1,076	1,136	1,178	1,202	1,244	1,288	1,328	1,370	1,409	1,453	1,648	1,790
<b>5644-U</b> 	<b>Upholstered Back, Polished Aluminum Cantilever Arms</b> 24.5" W x 22" D x 34.5"- 39.5" H Seat: 20.5" W x 18" D Seat Ht: 17" - 22" Back: 18.5" W x 20" H COM: 1.5 yds. COL: 30 sq. ft. 50 lbs.	Black Nylon	1,017	1,077	1,119	1,143	1,185	1,229	1,269	1,311	1,350	1,394	1,589	1,731
		Polished Aluminum	1,096	1,156	1,198	1,222	1,264	1,308	1,348	1,390	1,429	1,473	1,668	1,810

**Note:**  
For two-tone upholstery, COM requirements are .75 yd. for seat and 1 yd. for back.

#### OPTIONS

-FP01	Fully Polished Arms (no arm cap) (5644-U model only)	\$60	-STC02	Soft Tread Casters	\$26
-SS03	Seat Slider	\$76	-STLC02	Soft Tread Self-Locking Casters	\$52
-WA01	Width Adjustable Arms	\$30	-GD04	Glides	\$26
-PV01	Pivot Arms	\$55	-J01	Jury Base (black only)	\$150




## MEMENTO TASK



### Swivel-Tilt with Tilt Lock Mechanism

#### ORDERING REQUIREMENTS:

- Model number
- Arm finish, if applicable
- Base finish
- Upholstery selection
- Options, as applicable

MODEL	PRODUCT SPECIFICATIONS	BASE FINISH	FABRIC GRADES								LEATHER			
			COM	A	1	2	3	4	COL 5	6	7	8	L1	L2
<b>5651-U</b> 	<b>Upholstered Back, Armless</b> 20" W x 22" D x 34.5"- 39.5" H Seat: 20.5" W x 18" D Seat Ht: 17" - 22" Back: 18.5" W x 20" H COM: 1.5 yds. COL: 30 sq. ft. 36 lbs.	Black Nylon	843	903	945	969	1,011	1,055	1,095	1,137	1,176	1,220	1,415	1,557
		Polished Aluminum	922	982	1,024	1,048	1,090	1,134	1,174	1,216	1,255	1,299	1,494	1,636
<b>5653-U</b> 	<b>Upholstered Back, Adjustable T-Arms</b> 27" W x 22" D x 34.5"- 39.5" H Seat: 20.5" W x 18" D Seat Ht: 17" - 22" Back: 18.5" W x 20" H COM: 1.5 yds. COL: 30 sq. ft. 42 lbs.	Black Nylon	949	1,009	1,051	1,075	1,117	1,161	1,201	1,243	1,282	1,326	1,521	1,663
		Polished Aluminum	1,028	1,088	1,130	1,154	1,196	1,240	1,280	1,322	1,361	1,405	1,600	1,742
<b>5654-U</b> 	<b>Upholstered Back, Polished Aluminum Cantilever Arms</b> 24.5" W x 22" D x 34.5"- 39.5" H Seat: 20.5" W x 18" D Seat Ht: 17" - 22" Back: 18.5" W x 20" H COM: 1.5 yds. COL: 30 sq. ft. 42 lbs.	Black Nylon	949	1,009	1,051	1,075	1,117	1,161	1,201	1,243	1,282	1,326	1,521	1,663
		Polished Aluminum	1,028	1,088	1,130	1,154	1,196	1,240	1,280	1,322	1,361	1,405	1,600	1,742

**Note:**  
For two-tone upholstery, COM requirements are .75 yd. for seat and 1 yd. for back.

#### OPTIONS

-FP01	Fully Polished Arms (no arm cap) (5654-U model only)	\$60	-STLC02	Soft Tread Self-Locking Casters	\$52
-SS02	Seat Slider	\$76	-GD04	Glides	\$26
-WA01	Width Adjustable Arms	\$30	-SK01	Stool Kit*	\$90
-PV01	Pivot Arms	\$55	-J01	Jury Base (black only)	\$150
-STC02	Soft Tread Casters	\$26			




\* Stool models feature non-tilting mechanism.

## MEMENTO TASK

### Synchro-Tilt Mechanism

#### ORDERING REQUIREMENTS:

- Model number
- Arm finish, if applicable
- Base finish
- Upholstery selection
- Options, as applicable

MODEL	PRODUCT SPECIFICATIONS	BASE FINISH	FABRIC GRADES								LEATHER			
			COM	A	1	2	3	4	COL 5	6	7	8	L1	L2
<b>5691-U</b> 	<b>Upholstered Back, Armless</b> 20" W x 22" D x 34.5"- 39.5" H Seat: 20.5" W x 18" D Seat Ht: 17" - 22" Back: 18.5" W x 20" H COM: 1.5 yds. COL: 30 sq. ft. 37 lbs.	Black Nylon	885	945	987	1,011	1,053	1,097	1,137	1,179	1,218	1,262	1,457	1,599
		Polished Aluminum	964	1,024	1,066	1,090	1,132	1,176	1,216	1,258	1,297	1,341	1,536	1,678
<b>5693-U</b> 	<b>Upholstered Back, Adjustable T-Arms</b> 27" W x 22" D x 34.5"- 39.5" H Seat: 20.5" W x 18" D Seat Ht: 17" - 22" Back: 18.5" W x 20" H COM: 1.5 yds. COL: 30 sq. ft. 43 lbs.	Black Nylon	991	1,051	1,093	1,117	1,159	1,203	1,243	1,285	1,324	1,368	1,563	1,705
		Polished Aluminum	1,070	1,130	1,172	1,196	1,238	1,282	1,322	1,364	1,403	1,447	1,642	1,784
<b>5694-U</b> 	<b>Upholstered Back, Polished Aluminum Cantilever Arms</b> 24.5" W x 22" D x 34.5"- 39.5" H Seat: 20.5" W x 18" D Seat Ht: 17" - 22" Back: 18.5" W x 20" H COM: 1.5 yds. COL: 30 sq. ft. 43 lbs.	Black Nylon	991	1,051	1,093	1,117	1,159	1,203	1,243	1,285	1,324	1,368	1,563	1,705
		Polished Aluminum	1,070	1,130	1,172	1,196	1,238	1,282	1,322	1,364	1,403	1,447	1,642	1,784

**Note:**  
For two-tone upholstery, COM requirements are .75 yd. for seat and 1 yd. for back.

#### OPTIONS

-FP01	Fully Polished Arms (no arm cap) (5694-U model only)	\$60	-STC02	Soft Tread Casters	\$26
-SS03	Seat Slider	\$76	-STLC02	Soft Tread Self-Locking Casters	\$52
-WA01	Width Adjustable Arms	\$30	-GD04	Glides	\$26
-PV01	Pivot Arms	\$55	-J01	Jury Base (black only)	\$150




All shipments for this series will be cartoned as standard. If blanket-wrapped shipping is required, please contact client services for additional information.

## MEMENTO TASK

### Task Intensive Mechanism

#### ORDERING REQUIREMENTS:

- Model number
- Arm finish, if applicable
- Base finish
- Upholstery selection
- Options, as applicable

MODEL	PRODUCT SPECIFICATIONS	BASE FINISH	FABRIC GRADES								LEATHER			
			COM	A	1	2	3	4	COL 5	6	7	8	L1	L2
<b>5641-C</b> 	<b>Upholstered Channel Back, Armless</b> 20" W x 22" D x 34.5"- 39.5" H Seat: 20.5" W x 18" D Seat Ht: 17" - 22" Back: 18.5" W x 20" H COM: 1.5 yds. COL: 30 sq. ft. 44 lbs.	Black Nylon	1,009	1,069	1,111	1,135	1,177	1,221	1,261	1,303	1,342	1,386	1,581	1,723
		Polished Aluminum	1,088	1,148	1,190	1,214	1,256	1,300	1,340	1,382	1,421	1,465	1,660	1,802
<b>5643-C</b> 	<b>Upholstered Channel Back, Adjustable T-Arms</b> 27" W x 22" D x 34.5"- 39.5" H Seat: 20.5" W x 18" D Seat Ht: 17" - 22" Back: 18.5" W x 20" H COM: 1.5 yds. COL: 30 sq. ft. 50 lbs.	Black Nylon	1,102	1,162	1,204	1,228	1,270	1,314	1,354	1,396	1,435	1,479	1,674	1,816
		Polished Aluminum	1,181	1,241	1,283	1,307	1,349	1,393	1,433	1,475	1,514	1,558	1,753	1,895
<b>5644-C</b> 	<b>Upholstered Channel Back, Polished Aluminum Cantilever Arms</b> 24.5" W x 22" D x 34.5"- 39.5" H Seat: 20.5" W x 18" D Seat Ht: 17" - 22" Back: 18.5" W x 20" H COM: 1.5 yds. COL: 30 sq. ft. 50 lbs.	Black Nylon	1,102	1,162	1,204	1,228	1,270	1,314	1,354	1,396	1,435	1,479	1,674	1,816
		Polished Aluminum	1,181	1,241	1,283	1,307	1,349	1,393	1,433	1,475	1,514	1,558	1,753	1,895

**Note:**  
For two-tone upholstery, COM requirements are .75 yd. for seat and 1 yd. for back.

#### OPTIONS




-FP01	Fully Polished Arms (no arm cap) (5644-C model only)	\$60	-GD04	Glides	\$26
-SS03	Seat Slider	\$76	-J01	Jury Base (black only)	\$150
-WA01	Width Adjustable Arms	\$30			
-PV01	Pivot Arms	\$55			
-STC02	Soft Tread Casters	\$26			
-STLC02	Soft Tread Self-Locking Casters	\$52			

## MEMENTO TASK

### Swivel-Tilt with Tilt Lock Mechanism

#### ORDERING REQUIREMENTS:

- Model number
- Arm finish, if applicable
- Base finish
- Upholstery selection
- Options, as applicable

MODEL	PRODUCT SPECIFICATIONS	BASE FINISH	FABRIC GRADES								LEATHER			
			COM	A	1	2	3	4	COL 5	6	7	8	L1	L2
<b>5651-C</b> 	<b>Upholstered Channel Back, Armless</b> 20" W x 22" D x 34.5"- 39.5" H Seat: 20.5" W x 18" D Seat Ht: 17" - 22" Back: 18.5" W x 20" H COM: 1.5 yds. COL: 30 sq. ft. 36 lbs.	Black Nylon	957	1,017	1,059	1,083	1,125	1,169	1,209	1,251	1,290	1,334	1,529	1,671
		Polished Aluminum	1,036	1,096	1,138	1,162	1,204	1,248	1,288	1,330	1,369	1,413	1,608	1,750
<b>5653-C</b> 	<b>Upholstered Channel Back, Adjustable T-Arms</b> 27" W x 22" D x 34.5"- 39.5" H Seat: 20.5" W x 18" D Seat Ht: 17" - 22" Back: 18.5" W x 20" H COM: 1.5 yds. COL: 30 sq. ft. 42 lbs.	Black Nylon	1,064	1,124	1,166	1,190	1,232	1,276	1,316	1,358	1,397	1,441	1,636	1,778
		Polished Aluminum	1,143	1,203	1,245	1,269	1,311	1,355	1,395	1,437	1,476	1,520	1,715	1,857
<b>5654-C</b> 	<b>Upholstered Channel Back, Polished Aluminum Cantilever Arms</b> 24.5" W x 22" D x 34.5"- 39.5" H Seat: 20.5" W x 18" D Seat Ht: 17" - 22" Back: 18.5" W x 20" H COM: 1.5 yds. COL: 30 sq. ft. 42 lbs.	Black Nylon	1,064	1,124	1,166	1,190	1,232	1,276	1,316	1,358	1,397	1,441	1,636	1,778
		Polished Aluminum	1,143	1,203	1,245	1,269	1,311	1,355	1,395	1,437	1,476	1,520	1,715	1,857

**Note:**  
For two-tone upholstery, COM requirements are .75 yd. for seat and 1 yd. for back.

#### OPTIONS




-FP01	Fully Polished Arms (no arm cap) (5654-C model only)	\$60	-GD04	Glides	\$26
-SS02	Seat Slider	\$76	-SK01	Stool Kit <sup>1</sup>	\$90
-WA01	Width Adjustable Arms	\$30	-J01	Jury Base (black only)	\$150
-PV01	Pivot Arms	\$55	<sup>1</sup> Stool models feature non-tilting mechanism.		
-STC02	Soft Tread Casters	\$26			
-STLC02	Soft Tread Self-Locking Casters	\$52			

## MEMENTO TASK

### Synchro-Tilt Mechanism

#### ORDERING REQUIREMENTS:

- Model number
- Arm finish, if applicable
- Base finish
- Upholstery selection
- Options, as applicable

MODEL	PRODUCT SPECIFICATIONS	BASE FINISH	FABRIC GRADES								LEATHER			
			COM	A	1	2	3	4	COL 5	6	7	8	L1	L2
<b>5691-C</b> 	<b>Upholstered Channel Back, Armless</b> 20" W x 22" D x 34.5"- 39.5" H Seat: 20.5" W x 18" D Seat Ht: 17" - 22" Back: 18.5" W x 20" H COM: 1.5 yds. COL: 30 sq. ft. 37 lbs.	Black Nylon	999	1,059	1,101	1,125	1,167	1,211	1,251	1,293	1,332	1,376	1,571	1,713
		Polished Aluminum	1,078	1,138	1,180	1,204	1,246	1,290	1,330	1,372	1,411	1,455	1,650	1,792
<b>5693-C</b> 	<b>Upholstered Channel Back, Adjustable T-Arms</b> 27" W x 22" D x 34.5"- 39.5" H Seat: 20.5" W x 18" D Seat Ht: 17" - 22" Back: 18.5" W x 20" H COM: 1.5 yds. COL: 30 sq. ft. 43 lbs.	Black Nylon	1,105	1,165	1,207	1,231	1,273	1,317	1,357	1,399	1,438	1,482	1,677	1,819
		Polished Aluminum	1,184	1,244	1,286	1,310	1,352	1,396	1,436	1,478	1,517	1,561	1,756	1,898
<b>5694-C</b> 	<b>Upholstered Channel Back, Polished Aluminum Cantilever Arms</b> 24.5" W x 22" D x 34.5"- 39.5" H Seat: 20.5" W x 18" D Seat Ht: 17" - 22" Back: 18.5" W x 20" H COM: 1.5 yds. COL: 30 sq. ft. 43 lbs.	Black Nylon	1,105	1,165	1,207	1,231	1,273	1,317	1,357	1,399	1,438	1,482	1,677	1,819
		Polished Aluminum	1,184	1,244	1,286	1,310	1,352	1,396	1,436	1,478	1,517	1,561	1,756	1,898

**Note:**  
For two-tone upholstery, COM requirements are .75 yd. for seat and 1 yd. for back.

#### OPTIONS

-FP01	Fully Polished Arms (no arm cap) (5694-C model only)	\$60	-STC02	Soft Tread Casters	\$26
-SS02	Seat Slider	\$76	-STLC02	Soft Tread Self-Locking Casters	\$52
-WA01	Width Adjustable Arms	\$30	-GD04	Glides	\$26
-PV01	Pivot Arms	\$55	-J01	Jury Base (black only)	\$150