

WHIM TASK



SPECIFICATIONS:

- Upholstered, polypropylene and mesh suspension back models with upholstered seat.
- Please refer to listing below for polypropylene and mesh suspension colors.
- Arm and armless models available.
- Arms available in standard and premium finishes. Please refer to listing below.
- Arm models feature polypropylene arm caps.
- Arm cap color will match poly back unless specified otherwise.
- Fixed back height.
- Two base options: black nylon and polished aluminum.
- 300 lb. weight capacity.
- Ships KD (knocked down).
- All dimensions are nominal.
- Refer to terms and conditions for general information regarding fabrics, finishes, warranty, freight, complete condition of sales and more.

STANDARD METAL ARM FINISH COLORS:

- #06 Charcoal Grey
- #90 Metallic Silver
- #91 Chrome
- #95 Satin Black

PREMIUM METAL ARM FINISH COLORS:

- #07 Gold Shimmer
- #08 Penny
- #09 Brown Sugar
- #83 Metallic Champagne
- #94 Cotton

POLYPROPYLENE COLORS:

- #115 Powder
- #116 Fog
- #117 Pitch
- #118 Sable
- #119 Candy Apple
- #120 Pistachio
- #121 Lemonade
- #122 Peacock

MESH SUSPENSION COLORS:

- #107 Sterling
- #109 Night
- #126 Wheat



All shipments for this series will be cartoned as standard. If blanket-wrapped shipping is required, please contact client services for additional information.

WHIM TASK - POLY BACK, UPHOLSTERED SEAT

Non-Tilt, Height Adjustable Swivel Mechanism

ORDERING REQUIREMENTS:

- Model number
- Poly back color
- Arm finish/poly arm cap color, as applicable
- Base finish
- Upholstery selection
- Options, as applicable

MODEL	PRODUCT SPECIFICATIONS	BASE FINISH	FABRIC GRADES								LEATHER			
			COM	A	1	2	3	4	COL 5	6	7	8	L1	L2
43123-BP-SU 	Poly Back, Upholstered Seat, Arms 23.75" W x 21.75" D x 31.5" - 34.5" H Seat: 18" W x 17.5" D Seat Ht: 16" - 19" Arm Ht: 27" Back: 18" W x 15" H COM: .75 yds. COL: 15 sq. ft. 24 lbs.	Black Nylon	608	638	659	671	692	714	734	755	775	797	894	965
		Polished Aluminum	687	717	738	750	771	793	813	834	854	876	973	1,044
43113-BP-SU 	Poly Back, Upholstered Seat, Armless 18.5" W x 21.75" D x 31.5" - 34.5" H Seat: 18" W x 17.5" D Seat Ht: 16" - 19" Back: 18" W x 15" H COM: .75 yds. COL: 15 sq. ft. 20 lbs.	Black Nylon	571	601	622	634	655	677	697	718	738	760	857	928
		Polished Aluminum	650	680	701	713	734	756	776	797	817	839	936	1,007

OPTIONS

-PF02	Premium Metal Arm Finish	\$80
-STC02	Soft Tread Casters	\$26
-STLC02	Soft Tread Self-Locking Casters	\$52
-GD04	Glides	\$26
-J01	Jury Base (black only)	\$150

WHIM TASK - UPHOLSTERED BACK & SEAT





Non-Tilt, Height Adjustable Swivel Mechanism

#90 Metallic Silver and
#91 Chrome arm finishes only

ORDERING REQUIREMENTS:

- Model number
- Arm finish/poly arm cap color, as applicable
- Base finish
- Upholstery selection
- Options, as applicable

MODEL	PRODUCT SPECIFICATIONS	BASE FINISH	FABRIC GRADES								LEATHER			
			COM	A	1	2	3	4	COL 5	6	7	8	L1	L2
43123-BU-SU 	Upholstered Back and Seat, Arms 23.75" W x 21.75" D x 31.5" - 34.5" H Seat: 18" W x 17.5" D Seat Ht: 16" - 19" Arm Ht: 27" Back: 18" W x 15" H COM: 1.25 yds. COL: 25 sq. ft. 25 lbs.	Black Nylon	651	701	736	756	791	828	861	896	929	965	1,128	1,246
		Polished Aluminum	730	780	815	835	870	907	940	975	1,008	1,044	1,207	1,325
43113-BU-SU 	Upholstered Back and Seat, Armless 18.5" W x 21.75" D x 31.5" - 34.5" H Seat: 18" W x 17.5" D Seat Ht: 16" - 19" Back: 18" W x 15" H COM: 1.25 yds. COL: 25 sq. ft. 21 lbs.	Black Nylon	614	664	699	719	754	791	824	859	892	928	1,091	1,209
		Polished Aluminum	693	743	778	798	833	870	903	938	971	1,007	1,170	1,288

OPTIONS



-PF02	Premium Metal Arm Finish	\$80
-STC02	Soft Tread Casters	\$26
-STLC02	Soft Tread Self-Locking Casters	\$52
-GD04	Glides	\$26
-J01	Jury Base (black only)	\$150

WHIM TASK - MESH BACK, UPHOLSTERED SEAT

Non-Tilt, Height Adjustable Swivel Mechanism

ORDERING REQUIREMENTS:

- Model number
- Mesh suspension color
- Poly back shell color
- Arm finish/poly arm cap color, as applicable
- Base finish
- Upholstery selection
- Options, as applicable

MODEL	PRODUCT SPECIFICATIONS	BASE FINISH	FABRIC GRADES										LEATHER	
			COM	A	1	2	3	4	COL 5	6	7	8	L1	L2
43123-BK-SU 	Mesh Back, Upholstered Seat, Arms 23.75" W x 21.75" D x 31.5" - 34.5" H Seat: 18" W x 17.5" D Seat Ht: 16" - 19" Arm Ht: 27" Back: 18" W x 15" H COM: .75 yds. COL: 15 sq. ft. 24 lbs.	Black Nylon	637	667	688	700	721	743	763	784	804	826	923	994
		Polished Aluminum	716	746	767	779	800	822	842	863	883	905	1,002	1,073
43113-BK-SU 	Mesh Back, Upholstered Seat, Armless 18.5" W x 21.75" D x 31.5" - 34.5" H Seat: 18" W x 17.5" D Seat Ht: 16" - 19" Back: 18" W x 15" H COM: .75 yds. COL: 15 sq. ft. 20 lbs.	Black Nylon	601	631	652	664	685	707	727	748	768	790	887	958
		Polished Aluminum	680	710	731	743	764	786	806	827	847	869	966	1,037

OPTIONS

-PF02	Premium Metal Arm Finish	\$80
-STC02	Soft Tread Casters	\$26
-STLC02	Soft Tread Self-Locking Casters	\$52
-GD04	Glides	\$26
-J01	Jury Base (black only)	\$150