

## TWIRL™ GUEST | Designed by Chris & Jon Panichella



### SPECIFICATIONS:

- Fully upholstered, wood and laminate back shell models available.
- Wood and laminate back shell models feature upholstered back cushion and fully upholstered seat.
- Laminate offered in three high gloss finishes. Please refer to listing below.
- All standard laminates also available at no upcharge. Please refer to standard finish card for options.
- Wood and laminate back shell models feature exposed plywood edge.
- Edge finish on wood back shell models will match veneer finish as standard.
- Edge finish on laminate back shell models will be clear-coat finish as standard.
- Four base options: 4-leg metal, metal swivel, 4-leg wood and wood swivel.
- Swivel base models feature self-return.
- Metal bases available in standard and premium finishes. Please refer to standard finish card.
- For custom metal finish colors, please contact client services for pricing.
- Wood offered in all standard and custom finishes on Ash. Please refer to standard finish card for options.
- For custom wood finishes, please contact client services and add one-time upcharge of \$450 List per color per order.
- 300 lb. weight capacity.
- All dimensions are nominal.
- Refer to terms and conditions for general information regarding fabrics, finishes, warranty, freight, complete condition of sales and more.

### STANDARD METAL BASE FINISH COLORS:

- #06 Charcoal Grey
- #90 Metallic Silver
- #91 Chrome (4-leg base only)
- #92 Polished Aluminum (swivel base only)
- #95 Satin Black

### PREMIUM METAL BASE FINISH COLORS:

- #07 Gold Shimmer
- #08 Penny
- #09 Brown Sugar
- #83 Metallic Champagne
- #94 Cotton





### HIGH GLOSS LAMINATE FINISHES:

- Formica 459-90 Glossy Brite White
- Formica 909-90 Black
- Formica 928-90 Mouse

## TWIRL™ GUEST | Designed by Chris & Jon Panichella

### ORDERING REQUIREMENTS:

- Model number
- Wood back finish
- Base finish
- Upholstery selection
- Options, as applicable

MODEL	PRODUCT SPECIFICATIONS	FABRIC GRADES								LEATHER			
		COM	A	1	2	3	4	COL 5	6	7	8	L1	L2
<b>60121-W</b>	<b>Guest Chair, 4-Leg Metal Base Wood Back with Upholstered Cushion</b>												
	24.5" W x 23.5" D x 30" H Seat: 18" W x 18" D Seat Ht: 19" COM: 2 yds. COL: 40 sq. ft. 23 lbs.	1,173	1,253	1,309	1,341	1,397	1,455	1,509	1,565	1,617	1,675	1,935	2,125
<b>60123-W</b>	<b>Guest Chair, Metal Swivel Base Wood Back with Upholstered Cushion</b>												
	23.5" W x 23" D x 29.5" H Seat: 18" W x 18" D Seat Ht: 18.5" COM: 2 yds. COL: 40 sq. ft. 25 lbs.	1,284	1,364	1,420	1,452	1,508	1,566	1,620	1,676	1,728	1,786	2,046	2,236
<b>60124-W</b>	<b>Guest Chair, 4-Leg Wood Base Wood Back with Upholstered Cushion</b>												
	23.5" W x 25" D x 29.5" H Seat: 18" W x 18" D Seat Ht: 18.5" COM: 2 yds. COL: 40 sq. ft. 24 lbs.	1,185	1,265	1,321	1,353	1,409	1,467	1,521	1,577	1,629	1,687	1,947	2,137
<b>60127-W</b>	<b>Guest Chair, Wood Swivel Base Wood Back with Upholstered Cushion</b>												
	23.5" W x 24" D x 29.5" H Seat: 18" W x 18" D Seat Ht: 18.5" COM: 2 yds. COL: 40 sq. ft. 27 lbs.	1,429	1,509	1,565	1,597	1,653	1,711	1,765	1,821	1,873	1,931	2,191	2,381

### OPTIONS

-PF02	Premium Metal Base Finish	\$80
-NS04	Non-Skid Glides (4-leg models only)	\$42
-NS04	Non-Skid Glides (swivel base models only)	\$42
-C02	Casters*	\$57

\*Caster models feature 5-star base with swivel mechanism. Please apply upcharge to corresponding metal swivel base List price.

## TWIRL™ GUEST | Designed by Chris & Jon Panichella

### ORDERING REQUIREMENTS:

- Model number
- Laminate back finish
- Base finish
- Upholstery selection
- Options, as applicable

MODEL	PRODUCT SPECIFICATIONS	FABRIC GRADES								LEATHER			
		COM	A	1	2	3	4	COL 5	6	7	8	L1	L2
60121-L	<b>Guest Chair, 4-Leg Metal Base</b> <b>Laminate Back with Upholstered Cushion</b> 24.5" W x 23.5" D x 30" H Seat: 18" W x 18" D Seat Ht: 19" COM: 2 yds. COL: 40 sq. ft. 23 lbs.	1,117	1,197	1,253	1,285	1,341	1,399	1,453	1,509	1,561	1,619	1,879	2,069
60123-L	<b>Guest Chair, Metal Swivel Base</b> <b>Laminate Back with Upholstered Cushion</b> 23.5" W x 23" D x 29.5" H Seat: 18" W x 18" D Seat Ht: 18.5" COM: 2 yds. COL: 40 sq. ft. 25 lbs.	1,228	1,308	1,364	1,396	1,452	1,510	1,564	1,620	1,672	1,730	1,990	2,180
60124-L	<b>Guest Chair, 4-Leg Wood Base</b> <b>Laminate Back with Upholstered Cushion</b> 23.5" W x 25" D x 29.5" H Seat: 18" W x 18" D Seat Ht: 18.5" COM: 2 yds. COL: 40 sq. ft. 24 lbs.	1,148	1,228	1,284	1,316	1,372	1,430	1,484	1,540	1,592	1,650	1,910	2,100
60127-L	<b>Guest Chair, Wood Swivel Base</b> <b>Laminate Back with Upholstered Cushion</b> 23.5" W x 24" D x 29.5" H Seat: 18" W x 18" D Seat Ht: 18.5" COM: 2 yds. COL: 40 sq. ft. 27 lbs.	1,371	1,451	1,507	1,539	1,595	1,653	1,707	1,763	1,815	1,873	2,133	2,323

### OPTIONS





-PF02	Premium Metal Base Finish	\$80
-NS04	Non-Skid Glides (4-leg models only)	\$42
-NS04	Non-Skid Glides (swivel base models only)	\$42
-C02	Casters (metal swivel base models only)	\$57

\*Caster models feature 5-star base with swivel mechanism. Please apply upcharge to corresponding metal swivel base List price.

## TWIRL™ GUEST | Designed by Chris & Jon Panichella

### ORDERING REQUIREMENTS:

- Model number
- Base finish
- Upholstery selection
- Options, as applicable

MODEL	PRODUCT SPECIFICATIONS	FABRIC GRADES								LEATHER			
		COM	A	1	2	3	4	COL 5	6	7	8	L1	L2
60121-U	<b>Guest Chair, 4-Leg Metal Base Fully Upholstered</b>												
	25" W x 22" D x 30.5" H Seat: 18" W x 18" D Seat Ht: 19" COM: 2.25 yds. COL: 45 sq. ft. 25 lbs.	1,188	1,278	1,341	1,377	1,440	1,506	1,566	1,629	1,688	1,753	2,046	2,259
60123-U	<b>Guest Chair, Metal Swivel Base Fully Upholstered</b>												
	27.5" W x 27.5" D x 30" H Seat: 18" W x 18" D Seat Ht: 18.5" COM: 2.25 yds. COL: 45 sq. ft. 27 lbs.	1,297	1,387	1,450	1,486	1,549	1,615	1,675	1,738	1,797	1,862	2,155	2,368
60124-U	<b>Guest Chair, 4-Leg Wood Base Fully Upholstered</b>												
	25" W x 22" D x 30" H Seat: 18" W x 18" D Seat Ht: 18.5" COM: 2.25 yds. COL: 45 sq. ft. 26 lbs.	1,186	1,276	1,339	1,375	1,438	1,504	1,564	1,627	1,686	1,751	2,044	2,257
60127-U	<b>Guest Chair, Wood Swivel Base Fully Upholstered</b>												
	30.5" W x 30.5" D x 30" H Seat: 18" W x 18" D Seat Ht: 18.5" COM: 2.25 yds. COL: 45 sq. ft. 29 lbs.	1,438	1,528	1,591	1,627	1,690	1,756	1,816	1,879	1,938	2,003	2,296	2,509

### OPTIONS

-PF02	Premium Metal Base Finish	\$80
-NS04	Non-Skid Glides (4-leg models only)	\$42
-NS04	Non-Skid Glides (swivel base models only)	\$42
-C02	Casters (metal swivel base models only)	\$57

\*Caster models feature 5-star base with swivel mechanism. Please apply upcharge to corresponding metal swivel base List price.

## TWIRL™ GUEST | Designed by Chris & Jon Panichella

### UPHOLSTERY COMBINATIONS:

- For upholstery combinations, refer to the pricing below.
- When combining two COM/COV/COL fabrics, or fabrics with the same grade, add \$85 List per unit.
- When combining three or more COM/COV/COL fabrics, or fabrics with the same grade, add \$115 List per unit.
- When combining different grades of fabric, price will be based on the highest grade specified.
- Two-tone upholstery examples and yardage requirements for the most common combinations are listed below. Additional combinations available; please contact client services for yardage requirements and pricing.
- Note: Yardage amounts are based on fabric which is plain (i.e. non-directional) and a full 54" wide.
- Appropriate upholstery code must be included.



#### Code

#### Model

60121-U  
60123-U  
60124-U  
60127-U

#### TW1

#### COM Requirement

Back Shell = 1.75 yds.  
Balance of Chair = 1.25 yds.



#### Code

#### Model

60121-U  
60123-U  
60124-U  
60127-U

#### TW2

#### COM Requirement

Back Shell & Seat Cushion = 2.5 yds.  
Lower Side Panels = 1 yd.



#### Code

#### Model

60121-U  
60123-U  
60124-U  
60127-U

#### TW3

#### COM Requirement

Back Shell & Lower Side Panels = 1.75 yds.  
Seat Cushion = .75 yd.



#### Code

#### Model

60121-U  
60123-U  
60124-U  
60127-U

#### TW4

#### COM Requirement

Inside Back Cushion & Seat Cushion = 1.5 yds.  
Balance of Chair = 1.5 yds.



#### Code

#### Model

60121-W  
60121-L  
60123-W  
60123-L  
60124-W  
60124-L  
60127-W  
60127-L

#### TW5

#### COM Requirement

Inside Back Cushion = 1 yd.  
Balance of Chair = 1.25 yds.



#### Code

#### Model

60121-W  
60121-L  
60123-W  
60123-L  
60124-W  
60124-L  
60127-W  
60127-L

#### TW6

#### COM Requirement

Inside Back Cushion & Seat Cushion = 1.5 yds.  
Lower Side Panels = 1 yd.



#### Code

#### Model

60121-W  
60121-L  
60123-W  
60123-L  
60124-W  
60124-L  
60127-W  
60127-L

#### TW7

#### COM Requirement

Inside Back Cushion & Lower Side Panels = 1.75 yds.  
Seat Cushion = .75 yd.