

HADO LOUNGE | Designed by Qdesign



SPECIFICATIONS:

- Lounge and love seat models available with wood or metal legs.
- Wood legs offered in all standard and custom finishes on Ash. Please refer to standard finish card.
- For custom wood finishes, please contact client services and add one-time upcharge of \$450 List per color per order.
- Metal legs available in standard and premium finishes. See below for options.
- For custom metal finish colors, please contact client services for pricing.
- Lounge chair features 350 lb. weight capacity. Love seat and sofa feature 700 lb. weight capacity.
- 7¾" leg height clearance.
- Ships KD (knocked down). Leg assembly required.
- All dimensions are nominal.
- Refer to terms and conditions for general information regarding fabrics, finishes, warranty, freight, complete condition of sales and more.

STANDARD METAL LEG FINISH COLORS:

- #06 Charcoal Grey
- #90 Metallic Silver
- #95 Satin Black
- #97 Satin Chrome

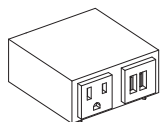
PREMIUM METAL LEG FINISH COLORS:

- #07 Gold Shimmer
- #08 Penny
- #09 Brown Sugar
- #83 Metallic Champagne
- #94 Cotton

HADO LOUNGE | Designed by Qdesign

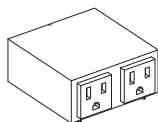
MINI-TAP POWER UNITS:

- Available on all lounge models.
- Dimensions: 3" W x 3" D x 1.75" H
- Black and white color options.
- 72" electrical cord (no hardware option or daisy chain feature available for this series).
- Placement is located under seat.
- Please specify front, left side or right side placement, as seated.
- For left or right side placement, unit will be centered as standard.
- For front placement, please specify left, center or right, as seated.
- UL listed.



Mini-Tap 1 (MT1)

- One outlet and two USB charging ports.

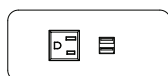


Mini-Tap 2 (MT2)

- Two outlets.

POWER BAND 1 UNIT (PB1):






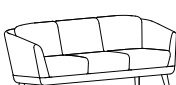
- Available on all lounge models.
- One outlet and two USB charging ports.
- Dimensions: 5.75" L x 2.5" W
- Metallic silver and white finish options.
- 108" electrical cord.
- Unit will be positioned on right side arm panel, as seated, unless otherwise specified.
- UL listed.



HADO LOUNGE | Designed by Qdesign

ORDERING REQUIREMENTS:

- Model number
- Leg finish
- Upholstery selection
- Options, as applicable

MODEL	PRODUCT SPECIFICATIONS	FABRIC GRADES										LEATHER	
		COM	A	1	2	3	4	COL 5	6	7	8	L1	L2
63224	Lounge Chair, Wood Legs 33" W x 34.5" D x 29.5" H Seat: 22" W x 21.5" D Seat Ht: 17" COM: 4.5 yds. COL: 90 sq. ft. 67 lbs.	1,718	1,898	2,024	2,096	2,222	2,353	2,474	2,600	2,717	2,848	3,433	3,860
													
63224-M	Lounge Chair, Metal Legs 33" W x 34.5" D x 29.5" H Seat: 22" W x 21.5" D Seat Ht: 17" COM: 4.5 yds. COL: 90 sq. ft. 67 lbs.	1,718	1,898	2,024	2,096	2,222	2,353	2,474	2,600	2,717	2,848	3,433	3,860
													
63324	Love Seat, Wood Legs 57 W x 34.5" D x 29.5" H Seat: 22" W x 21.5" D Seat Ht: 17" COM: 8.25 yds. COL: 165 sq. ft. 95 lbs.	2,276	2,606	2,837	2,969	3,200	3,440	3,662	3,893	4,108	4,347	5,420	6,203
													
63324-M	Love Seat, Metal Legs 57 W x 34.5" D x 29.5" H Seat: 22" W x 21.5" D Seat Ht: 17" COM: 8.25 yds. COL: 165 sq. ft. 95 lbs.	2,276	2,606	2,837	2,969	3,200	3,440	3,662	3,893	4,108	4,347	5,420	6,203
													
63424	Sofa, Wood Legs 80" W x 34.5" D x 29.5" H Seat: 22" W x 21.5" D Seat Ht: 17" COM: 10.25 yds. COL: 205 sq. ft. 142 lbs.	3,036	3,446	3,733	3,897	4,184	4,482	4,758	5,045	5,312	5,609	6,942	7,915
													
63424-M	Sofa, Metal Legs 80" W x 34.5" D x 29.5" H Seat: 22" W x 21.5" D Seat Ht: 17" COM: 10.25 yds. COL: 205 sq. ft. 142 lbs.	3,036	3,446	3,733	3,897	4,184	4,482	4,758	5,045	5,312	5,609	6,942	7,915
													

OPTIONS

-NS05	Non-Skid Glides	\$42
-MT1-B	Mini-Tap Power Unit (1 power, 2 USB), Black	\$340
-MT1-W	Mini-Tap Power Unit (1 power, 2 USB), White	\$340
-MT2-B	Mini-Tap Power Unit (2 power), Black	\$310
-MT2-W	Mini-Tap Power Unit (2 power), White	\$310
-PB1-S	Power Band 1 (1 power, 2 USB), Metallic Silver	\$430
-PB1-W	Power Band 1 (1 power, 2 USB), White	\$430


HADO LOUNGE | Designed by Qdesign

UPHOLSTERY COMBINATIONS:

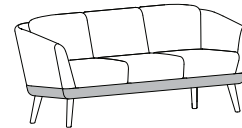
- For upholstery combinations, refer to the pricing below.
- When combining two COM/COV/COL fabrics, or fabrics with the same grade, add \$85 List per unit.
- When combining three or more COM/COV/COL fabrics, or fabrics with the same grade, add \$115 List per unit.
- When combining different grades of fabric, price will be based on the highest grade specified.
- Two-tone upholstery examples and yardage requirements for the most common combinations are listed below. Additional combinations available; please contact client Services for yardage requirements and pricing.
- Note: Yardage amounts are based on fabric which is plain (i.e. non-directional) and a full 54" wide.
- Appropriate upholstery code must be included.




Code	HL1
Model	COM Requirement
63224	Upholstered Platform = 1 yd.
63224-M	Balance of Chair = 4.5 yds.




Code	HL2
Model	COM Requirement
63324	Upholstered Platform = 1.25 yds.
63324-M	Balance of Love Seat = 7.25 yds.



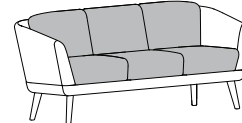
Code	HL3
Model	COM Requirement
63424	Upholstered Platform = 1.25 yds.
63424-M	Balance of Sofa = 9 yds.



Code	HL4
Model	COM Requirement
63224	Back & Seat Cushion = 1.75 yds.
63224-M	Balance of Chair = 4 yds.




Code	HL5
Model	COM Requirement
63324	Back & Seat Cushion = 4 yds.
63324-M	Balance of Love Seat = 5 yds.



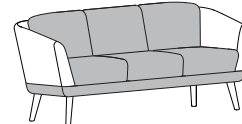
Code	HL6
Model	COM Requirement
63424	Back & Seat Cushion = 5.5 yds.
63424-M	Balance of Sofa = 5.25 yds.



Code	HL7
Model	COM Requirement
63224	Back & Seat Cushion/
63224-M	Upholstered Platform = 3.75 yds.
	Balance of Chair = 2 yds.



Code	HL8
Model	COM Requirement
63324	Back & Seat Cushion/
63324-M	Upholstered Platform = 2.5 yds.
	Balance of Love Seat = 6.75 yds.



Code	HL9
Model	COM Requirement
63424	Back & Seat Cushion/
63424-M	Upholstered Platform = 2.5 yds.
	Balance of Sofa = 8.25 yds.