

TWIRL™ LOUNGE | Designed by Chris & Jon Panichella



SPECIFICATIONS:

- Mid- and high back models available fully upholstered or with wood or laminate back shell.
- Wood and laminate back shell models feature upholstered back cushion and fully upholstered seat.
- Laminate offered in three high gloss finishes. Please refer to listing below.
- All standard laminates also available at no upcharge. Please refer to standard finish card for options.
- Exposed plywood edge featured on wood and laminate back shell models.
- Edge finish on wood back shell models will match veneer finish as standard.
- Edge finish on laminate back shell models will be clear-coat finish as standard.
- Three base options: metal swivel, 4-leg wood and wood swivel.
- Swivel base models feature self-return.
- Metal swivel base offered in standard and premium finishes. See below for options.
- For custom metal finish colors, please contact client services for pricing.
- Wood offered in all standard and custom finishes on Ash. Please refer to standard finish card.
- For custom wood finishes, please contact client services and add one-time upcharge of \$450 List per color per order.
- 300 lb. weight capacity.
- All dimensions are nominal.
- Refer to terms and conditions for general information regarding fabrics, finishes, warranty, freight, complete condition of sales and more.

STANDARD METAL BASE FINISH COLORS:

- #06 Charcoal Grey
- #90 Metallic Silver
- #92 Polished Aluminum
- #95 Satin Black

PREMIUM METAL BASE FINISH COLORS:

- #07 Gold Shimmer
- #08 Penny
- #09 Brown Sugar
- #83 Metallic Champagne
- #94 Cotton




HIGH GLOSS LAMINATE FINISHES:

- Formica 459-90 Glossy Brite White
- Formica 909-90 Black
- Formica 928-90 Mouse

TWIRL™ LOUNGE | Designed by Chris & Jon Panichella

ORDERING REQUIREMENTS:

- Model number
- Wood finish
- Base finish
- Upholstery selection
- Options, as applicable

MODEL	PRODUCT SPECIFICATIONS	FABRIC GRADES								LEATHER			
		COM	A	1	2	3	4	COL 5	6	7	8	L1	L2
60223-M-W	Mid-Back Lounge Chair, Metal Swivel Base, Wood Back with Upholstered Cushion  29" W x 29.5" D x 32.75" H Seat: 19" W x 19" D Seat Ht: 16.5" COM: 2.5 yds. COL: 50 sq. ft. 35 lbs.	1,823	1,923	1,993	2,033	2,103	2,176	2,243	2,313	2,378	2,451	2,776	3,013
60224-M-W	Mid-Back Lounge Chair, 4-Leg Wood Base, Wood Back with Upholstered Cushion  29" W x 28.5" D x 32.75" H Seat: 19" W x 19" D Seat Ht: 16.5" COM: 2.5 yds. COL: 50 sq. ft. 34 lbs.	1,886	1,986	2,056	2,096	2,166	2,239	2,306	2,376	2,441	2,514	2,839	3,076
60227-M-W	Mid-Back Lounge Chair, Wood Swivel Base, Wood Back with Upholstered Cushion  29" W x 28.5" D x 32.75" H Seat: 19" W x 19" D Seat Ht: 16.5" COM: 2.5 yds. COL: 50 sq. ft. 37 lbs.	2,028	2,128	2,198	2,238	2,308	2,381	2,448	2,518	2,583	2,656	2,981	3,218




OPTIONS

-PF02	Premium Metal Base Finish	\$80
-NS04	Non-Skid Glides	\$42

TWIRL™ LOUNGE | Designed by Chris & Jon Panichella

ORDERING REQUIREMENTS:

- Model number
- Wood finish
- Base finish
- Upholstery selection
- Options, as applicable

MODEL	PRODUCT SPECIFICATIONS	FABRIC GRADES								LEATHER			
		COM	A	1	2	3	4	COL 5	6	7	8	L1	L2
60223-H-W	High Back Lounge Chair, Metal Swivel Base, Wood Back with Upholstered Cushion  29" W x 32.25" D x 38.75" H Seat: 19" W x 19" D Seat Ht: 16.5" COM: 2.75 yds. COL: 55 sq. ft. 37 lbs.	1,954	2,064	2,141	2,185	2,262	2,342	2,416	2,493	2,565	2,645	3,002	3,263
60224-H-W	High Back Lounge Chair, 4-Leg Wood Base, Wood Back with Upholstered Cushion  29" W x 31.25" D x 38.75" H Seat: 19" W x 19" D Seat Ht: 16.5" COM: 2.75 yds. COL: 55 sq. ft. 36 lbs.	2,016	2,126	2,203	2,247	2,324	2,404	2,478	2,555	2,627	2,707	3,064	3,325
60227-H-W	High Back Lounge Chair, Wood Swivel Base, Wood Back with Upholstered Cushion  29" W x 31.25" D x 38.75" H Seat: 19" W x 19" D Seat Ht: 16.5" COM: 2.75 yds. COL: 55 sq. ft. 39 lbs.	2,159	2,269	2,346	2,390	2,467	2,547	2,621	2,698	2,770	2,850	3,207	3,468
OPTIONS													

-PF02	Premium Metal Base Finish	\$80
-NS04	Non-Skid Glides	\$42

TWIRL™ LOUNGE | Designed by Chris & Jon Panichella

ORDERING REQUIREMENTS:

- Model number
- Laminate finish
- Base finish
- Upholstery selection
- Options, as applicable

MODEL	PRODUCT SPECIFICATIONS	FABRIC GRADES										LEATHER	
		COM	A	1	2	3	4	COL 5	6	7	8	L1	L2
60223-M-L	Mid-Back Lounge Chair, Metal Swivel Base, Laminate Back with Upholstered Cushion 29" W x 29.5" D x 32.75" H Seat: 19" W x 19" D Seat Ht: 16.5" COM: 2.5 yds. COL: 50 sq. ft. 35 lbs.	2,027	2,127	2,197	2,237	2,307	2,380	2,447	2,517	2,582	2,655	2,980	3,217
60224-M-L	Mid-Back Lounge Chair, 4-Leg Wood Base, Laminate Back with Upholstered Cushion 29" W x 28.5" D x 32.75" H Seat: 19" W x 19" D Seat Ht: 16.5" COM: 2.5 yds. COL: 50 sq. ft. 34 lbs.	2,090	2,190	2,260	2,300	2,370	2,443	2,510	2,580	2,645	2,718	3,043	3,280
60227-M-L	Mid-Back Lounge Chair, Wood Swivel Base, Laminate Back with Upholstered Cushion 29" W x 28.5" D x 32.75" H Seat: 19" W x 19" D Seat Ht: 16.5" COM: 2.5 yds. COL: 50 sq. ft. 37 lbs.	2,231	2,331	2,401	2,441	2,511	2,584	2,651	2,721	2,786	2,859	3,184	3,421


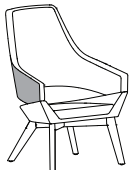

OPTIONS

-PF02	Premium Metal Base Finish	\$80
-NS04	Non-Skid Glides	\$42

TWIRL™ LOUNGE | Designed by Chris & Jon Panichella

ORDERING REQUIREMENTS:

- Model number
- Laminate finish
- Base finish
- Upholstery selection
- Options, as applicable

MODEL	PRODUCT SPECIFICATIONS	FABRIC GRADES								LEATHER			
		COM	A	1	2	3	4	COL 5	6	7	8	L1	L2
60223-H-L 	High Back Lounge Chair, Metal Swivel Base, Laminate Back with Upholstered Cushion 29" W x 32.25" D x 38.75" H Seat: 19" W x 19" D Seat Ht: 16.5" COM: 2.75 yds. COL: 55 sq. ft. 37 lbs.	2,180	2,290	2,367	2,411	2,488	2,568	2,642	2,719	2,791	2,871	3,228	3,489
60224-H-L 	High Back Lounge Chair, 4-Leg Wood Base, Laminate Back with Upholstered Cushion 29" W x 31.25" D x 38.75" H Seat: 19" W x 19" D Seat Ht: 16.5" COM: 2.75 yds. COL: 55 sq. ft. 36 lbs.	2,242	2,352	2,429	2,473	2,550	2,630	2,704	2,781	2,853	2,933	3,290	3,551
60227-H-L 	High Back Lounge Chair, Wood Swivel Base, Laminate Back with Upholstered Cushion 29" W x 31.25" D x 38.75" H Seat: 19" W x 19" D Seat Ht: 16.5" COM: 2.75 yds. COL: 55 sq. ft. 39 lbs.	2,385	2,495	2,572	2,616	2,693	2,773	2,847	2,924	2,996	3,076	3,433	3,694




OPTIONS

-PF02	Premium Metal Base Finish	\$80
-NS04	Non-Skid Glides	\$42

TWIRL™ LOUNGE | Designed by Chris & Jon Panichella

ORDERING REQUIREMENTS:

- Model number
- Base finish
- Upholstery selection
- Options, as applicable

MODEL	PRODUCT SPECIFICATIONS	FABRIC GRADES								LEATHER			
		COM	A	1	2	3	4	COL 5	6	7	8	L1	L2
60223-M-U	Mid-Back Lounge Chair, Metal Swivel Base, Fully Upholstered  29.5" W x 29.75" D x 33" H Seat: 19" W x 19" D Seat Ht: 16.5" COM: 3 yds. COL: 60 sq. ft. 35 lbs.	1,690	1,810	1,894	1,942	2,026	2,113	2,194	2,278	2,356	2,443	2,833	3,118
60224-M-U	Mid-Back Lounge Chair, 4-Leg Wood Base, Fully Upholstered  29.5" W x 28.75" D x 33" H Seat: 19" W x 19" D Seat Ht: 16.5" COM: 3 yds. COL: 60 sq. ft. 34 lbs	1,752	1,872	1,956	2,004	2,088	2,175	2,256	2,340	2,418	2,505	2,895	3,180
60227-M-U	Mid-Back Lounge Chair, Wood Swivel Base, Fully Upholstered  29.5" W x 28.75" D x 33" H Seat: 19" W x 19" D Seat Ht: 16.5" COM: 3 yds. COL: 60 sq. ft. 37 lbs.	1,895	2,015	2,099	2,147	2,231	2,318	2,399	2,483	2,561	2,648	3,038	3,323




OPTIONS

-PF02	Premium Metal Base Finish	\$80
-NS04	Non-Skid Glides	\$42

TWIRL™ LOUNGE | Designed by Chris & Jon Panichella

ORDERING REQUIREMENTS:

- Model number
- Base finish
- Upholstery selection
- Options, as applicable

MODEL	PRODUCT SPECIFICATIONS	FABRIC GRADES								LEATHER			
		COM	A	1	2	3	4	COL 5	6	7	8	L1	L2
60223-H-U	High Back Lounge Chair, Metal Swivel Base, Fully Upholstered  29.5" W x 33" D x 39" H Seat: 19" W x 19" D Seat Ht: 16.5" COM: 3.5 yds. COL: 70 sq. ft. 37 lbs.	1,794	1,934	2,032	2,088	2,186	2,288	2,382	2,480	2,571	2,673	3,128	3,460
60224-H-U	High Back Lounge Chair, 4-Leg Wood Base, Fully Upholstered  29.5" W x 32" D x 39" H Seat: 19" W x 19" D Seat Ht: 16.5" COM: 3.5 yds. COL: 70 sq. ft. 36 lbs.	1,857	1,997	2,095	2,151	2,249	2,351	2,445	2,543	2,634	2,736	3,191	3,523
60227-H-U	High Back Lounge Chair, Wood Swivel Base, Fully Upholstered  29.5" W x 32" D x 39" H Seat: 19" W x 19" D Seat Ht: 16.5" COM: 3.5 yds. COL: 70 sq. ft. 39 lbs.	2,000	2,140	2,238	2,294	2,392	2,494	2,588	2,686	2,777	2,879	3,334	3,666
OPTIONS													

-PF02	Premium Metal Base Finish	\$80
-NS04	Non-Skid Glides	\$42

TWIRL™ LOUNGE | Designed by Chris & Jon Panichella

UPHOLSTERY COMBINATIONS:

- For upholstery combinations, refer to the pricing below.
- When combining two COM/COV/COL fabrics, or fabrics with the same grade, add \$85 List per unit.
- When combining three or more COM/COV/COL fabrics, or fabrics with the same grade, add \$115 List per unit.
- When combining different grades of fabric, price will be based on the highest grade specified.
- Two-tone upholstery examples and yardage requirements for the most common combinations are listed below. Additional combinations available; please contact client services for yardage requirements and pricing.
- Note: Yardage amounts are based on fabric which is plain (i.e. non-directional) and a full 54" wide.
- Appropriate upholstery code must be included.



Code

Model

60223-M-U
60224-M-U
60227-M-U

TW8

COM Requirement

Back Shell = 1.5 yds.
Balance of Chair = 1.75 yds.



Code

Model

60223-M-U
60224-M-U
60227-M-U

TW9

COM Requirement

Back Shell & Seat Cushion = 2.5 yds.
Lower Side Panels = 1.25 yds.



Code

Model

60223-M-U
60224-M-U
60227-M-U

TW10

COM Requirement

Back Shell & Lower Side Panels = 2.5 yds.
Seat Cushion = .75 yd.



Code

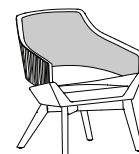
Model

60223_M-U
60224-M-U
60227-M-U

TW11

COM Requirement

Inside Back Cushion & Seat Cushion = 1.5 yds.
Balance of Chair = 1.5 yds.



Code

Model

60223-M-W
60223-M-L
60224-M-W
60224-M-L
60227-M-W
60227-M-L

TW12

COM Requirement

Inside Back Cushion = 1 yd.
Balance of Chair = 1.75 yds.



Code

Model

60223-M-W
60223-M-L
60224-M-W
60224-M-L
60227-M-W
60227-M-L

TW13

COM Requirement

Inside Back Cushion & Seat Cushion = 1.5 yds.
Lower Side Panels = 2 yds.



Code

Model

60223-M-W
60223-M-L
60224-M-W
60224-M-L
60227-M-W
60227-M-L

TW14

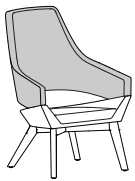
COM Requirement

Inside Back Cushion & Lower Side Panels = 2 yds.
Seat Cushion = .75 yd.

TWIRL™ LOUNGE | Designed by Chris & Jon Panichella

UPHOLSTERY COMBINATIONS:

- For upholstery combinations, refer to the pricing below.
- When combining two COM/COV/COL fabrics, or fabrics with the same grade, add \$85 List per unit.
- When combining three or more COM/COV/COL fabrics, or fabrics with the same grade, add \$115 List per unit.
- When combining different grades of fabric, price will be based on the highest grade specified.
- Two-tone upholstery examples and yardage requirements for the most common combinations are listed below. Additional combinations available; please contact client services for yardage requirements and pricing.
- Note: Yardage amounts are based on fabric which is plain (i.e. non-directional) and a full 54" wide.
- Appropriate upholstery code must be included.



Code

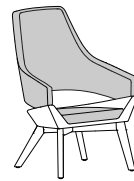
Model

60223-H-U
60224-H-U
60227-H-U

TW15

COM Requirement

Back Shell = 1.75 yd.
Balance of Chair = 1.75 yds.



Code

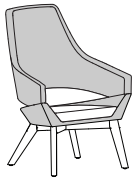
Model

60223-H-U
60224-H-U
60227-H-U

TW16

COM Requirement

Back Shell & Seat Cushion = 2.75 yds.
Lower Side Panels = 1.25 yds.



Code

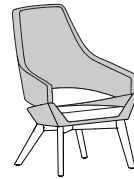
Model

60223-H-U
60224-H-U
60227-H-U

TW17

COM Requirement

Back Shell & Lower Side Panels = 2.75 yds.
Seat Cushion = 1 yd.



Code

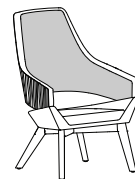
Model

60223-H-U
60224-H-U
60227-H-U

TW18

COM Requirement

Inside Back Cushion & Seat Cushion = 1.75 yds.
Balance of Chair = 1.5 yds.



Code

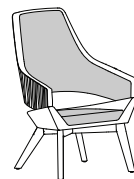
Model

60223-H-W
60223-H-L
60224-H-W
60224-H-L
60227-H-W
60227-H-L

TW19

COM Requirement

Inside Back Cushion = 1 yd.
Balance of Chair = 1.75 yds.



Code

Model

60223-H-W
60223-H-L
60224-H-W
60224-H-L
60227-H-W
60227-H-L

TW20

COM Requirement

Inside Back Cushion & Seat Cushion = 1.75 yds.
Lower Side Panels = 1.5 yds.



Code

Model

60223-H-W
60223-H-L
60224-H-W
60224-H-L
60227-H-W
60227-H-L

TW21

COM Requirement

Inside Back Cushion & Lower Side Panels = 2.25 yds.
Seat Cushion = .75 yd.