

PARTICLES JUNIOR | Designed by Chris Panichella





SPECIFICATIONS:

- Children's modular benches available in 20" and 28" widths (point-to-point dimension) with 14" seated height.
- Outward tapering benches feature a 4.5" narrower top than inward tapering versions.
- Upholstered side panels feature horizontal and vertical welt detailing.
- For maximum visual appeal, optional contrasting welt is recommended. Please see specific product pages for yardage requirements and pricing.
- Each unit comes standard with three black glides.
- Non-skid glides also available for hard surface floors. Please specify "-NS02C" after model number and add \$42 List per unit, or as noted.
- 500 lb. weight capacity.
- All dimensions are nominal.
- Refer to terms and conditions for general information regarding fabrics, finishes, warranty, freight, complete condition of sales and more.

PARTICLES JUNIOR | Designed by Chris Panichella

ORDERING REQUIREMENTS:

- Model number
- Seat upholstery
- Side panel upholstery
- Welt upholstery
- Options, as applicable

MODEL	PRODUCT SPECIFICATIONS	FABRIC GRADES								LEATHER			
		COM	A	1	2	3	4	COL 5	6	7	8	L1	L2
1340-J 	20" Modular Children's Bench, Inward Taper Overall: 20.5" W x 18" D x 14" H Seat: 20.5" W x 18" D COM: 2.5 yds. COL: 50 sq. ft. 14 lbs.	689	789	859	899	969	1,042	1,109	1,179	1,244	1,317	1,642	1,879
1348-J 	28" Modular Children's Bench, Inward Taper Overall: 28.5" W x 25" D x 14" H Seat: 28.5" W x 25" D COM: 2.75 yds. COL: 55 sq. ft. 20 lbs.	846	956	1,033	1,077	1,154	1,234	1,308	1,385	1,457	1,537	1,894	2,155
XXXX-J-CW	Contrasting Welt COM: 1 yd. COL: n/a	42	82	110	126	154	183	210	238	264	293	n/a	n/a



OPTIONS

-MB01	Moisture Barrier (seat only)	\$52
-NS04	Non-Skid Glides	\$42

PARTICLES JUNIOR | Designed by Chris Panichella

ORDERING REQUIREMENTS:

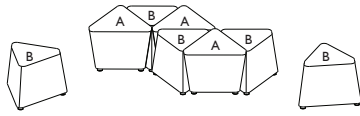
- Model number
- Seat upholstery
- Side panel upholstery
- Welt upholstery
- Options, as applicable

MODEL	PRODUCT SPECIFICATIONS	FABRIC GRADES								LEATHER			
		COM	A	1	2	3	4	COL 5	6	7	8	L1	L2
1341-J 	20" Modular Children's Bench, Outward Taper Overall: 20.5" W x 18" D x 14" H Seat: 17" W x 15" D COM: 2.5 yds. COL: 50 sq. ft. 14 lbs.	689	789	859	899	969	1,042	1,109	1,179	1,244	1,317	1,642	1,879
1349-J 	28" Modular Children's Bench, Outward Taper Overall: 28.5" W x 25" D x 14" H Seat: 24.5" W x 21.75" D COM: 2.75 yds. COL: 55 sq. ft. 20 lbs.	846	956	1,033	1,077	1,154	1,234	1,308	1,385	1,457	1,537	1,894	2,155
XXXX-J-CW	Contrasting Welt COM: 1 yd. COL: n/a	42	82	110	126	154	183	210	238	264	293	n/a	n/a

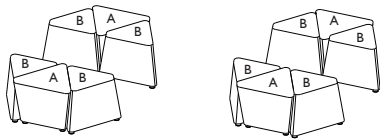
OPTIONS

-MB01	Moisture Barrier (seat only)	\$52
-NS04	Non-Skid Glides	\$42

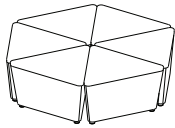
PARTICLES JUNIOR - CONFIGURATION & ORDERING EXAMPLES



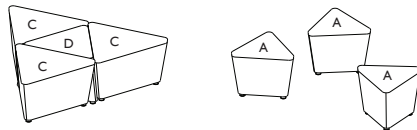
<u>Qty</u>	<u>Model #</u>	<u>Description</u>	<u>COM List</u>	<u>Key</u>
3	1340-J	20" Modular Bench, Inward Taper (\$689 List each)	\$1,968	A
5	1341-J	20" Modular Bench, Outward Taper (\$689 List each)	\$3,280 \$5,248	B



<u>Qty</u>	<u>Model #</u>	<u>Description</u>	<u>COM List</u>	<u>Key</u>
4	1340-J	20" Modular Bench, Inward Taper (\$689 List each)	\$2,756	A
8	1341-J	20" Modular Bench, Outward Taper (\$689 List each)	\$5,512 \$8,268	B



<u>Qty</u>	<u>Model #</u>	<u>Description</u>	<u>COM List</u>	<u>Key</u>
6	1348-J	28" Modular Bench, Inward Taper (\$846 List each)	\$5,076	n/a



<u>Qty</u>	<u>Model #</u>	<u>Description</u>	<u>COM List</u>	<u>Key</u>
3	1340-J	20" Modular Bench, Inward Taper (\$689 List each)	\$2,067	A
3	1348-J	28" Modular Bench, Inward Taper (\$846 List each)	\$2,538	C
1	1349-J	28" Modular Bench, Outward Taper	\$846 \$5,451	D

PARTICLES JUNIOR | Designed by Chris Panichella

UPHOLSTERY COMBINATIONS:

- For upholstery combinations, refer to the pricing below.
- When combining two COM/COV/COL fabrics, or fabrics with the same grade, add \$85 List per unit.
- When combining three or more COM/COV/COL fabrics, or fabrics with the same grade, add \$115 List per unit.
- When combining different grades of fabric, price will be based on the highest grade specified.
- Two-tone upholstery examples and yardage requirements for the most common combinations are listed below. Additional combinations available; please contact client Services for yardage requirements and pricing.
- Note: Yardage amounts are based on fabric which is plain (i.e. non-directional) and a full 54" wide.
- Appropriate upholstery code must be included.



Code PJ1

Model COM Requirement

1340-J Seat Cushion Only = 1.25 yds.
Side Panels & Welt = 2 yds.



Code PJ2

Model COM Requirement

1341-J Seat Cushion Only = 1.25 yds.
Side Panels & Welt = 2 yds.



Code PJ3

Model COM Requirement

1348-J Seat Cushion Only = 1.25 yds.
Side Panels & Welt = 2 yds.



Code PJ4

Model COM Requirement

1349-J Seat Cushion Only = 1.25 yds.
Side Panels & Welt = 2 yds.



Code PJ5

Model COM Requirement

1340-J Seat Cushion & Welt = 2 yds.
Side Panels Only = 1.75 yds.



Code PJ6

Model COM Requirement

1341-J Seat Cushion & Welt = 2 yds.
Side Panels Only = 1.75 yds.



Code PJ7

Model COM Requirement

1348-J Seat Cushion & Welt = 2 yds.
Side Panels Only = 1.75 yds.



Code PJ8

Model COM Requirement

1349-J Seat Cushion & Welt = 2 yds.
Side Panels Only = 1.75 yds.