Table of Contents

Introduction	Designer Index	3
	Visual Index	3
	Using the KnollStudio Price List	10
	Intertek Clean Air Certified KnollStudio Products	11
	Materials and Finishes	12
	Product Maintenance	13
	Placing Your KnollStudio Order	14
Propeller Collection	Emanuela Frattini : Propeller® Training Table Series	16
	Emanuela Frattini : Propeller® Column Base Tables	30
	Emanuela Frattini : Propeller® Conference Table Series	32
	Emanuela Frattini : Propeller® Accessories	76
	Emanuela Frattini : Propeller® Electrical	92
Pixel Collection	Marc Krusin : Pixel™ Table Series	140
	Marc Krusin : Pixel™ Trapezoid Table Series	164
	Marc Krusin : Pixel™ Storage Units	168
	Marc Krusin : Pixel™ Electrical	178
	Marc Krusin : Pixel™ Accessories	190
LSM Conference Tables	Debra Lehman-Smith and Ron Fiegenschuh : LSM Conference Table Series with V-Base	198
	Debra Lehman-Smith and Ron Fiegenschuh : LSM Conference Table Series with L-Legs	212
	Debra Lehman-Smith and Ron Fiegenschuh : LSM Electrical	226
Alpha-Numeric Index		236
Selling Policy		241
General Ordering Information		243

Copyright © 2020 Knoll, Inc.
All rights reserved.
All prices effective 03/15/2020.

Designer Index

Emanuela Frattini 18-31, 34-51, 54-65, 68-71, 70-91, 94-101, 104-111
Marc Krusin 142-197
Debra Lehman-Smith & Ron Fiegenschuh 204-205, 210-211, 204-211, 214-235

Page		PROPELLER COLLECTION
18	FRATTINI	Propeller training rectangular and square
20		Propeller training semi-circular tables, bridge tops and segments
22		Propeller training rectangular tables with C-legs/T-legs
24		Propeller training flip-top tables with C-legs and T-legs
26		Propeller training rectangular folding tables and dolly
28		Propeller standing height tables and shelves
30		Propeller training column base tables
34		Propeller conference round and rounded tables with standard legs
36		Propeller conference bullet table with standard legs
38		Propeller conference square and rectangular conference tables with standard legs

Page		PROPELLER COLLECTION, continued
40	FRATTINI	Propeller conference segmented rounded and rectangular tables
54		Propeller conference tables with drum base
56		Propeller segmented conference tables with drum base
64		Propeller conference tables with peanut base
68		Propeller segmented conference tables with peanut base
76		Propeller accessories - fabric and tackable modesty and privacy screens
80		Propeller accessories - attachment clamps for modesty and privacy screens
82		Propeller accessories - tackable modesty screens for flip-top tables

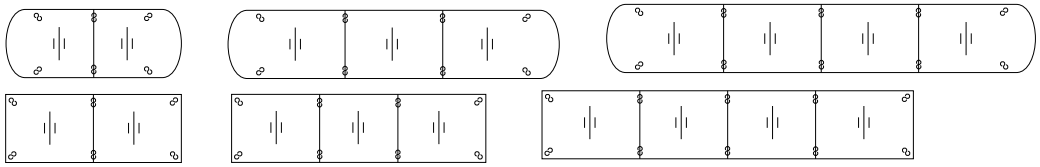

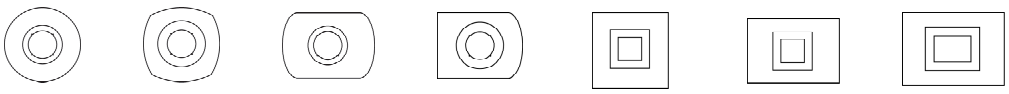

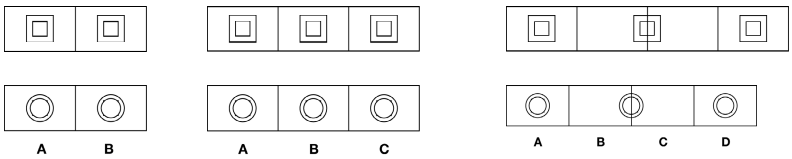

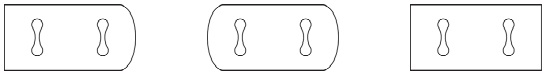

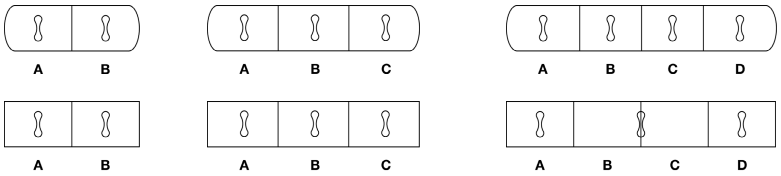

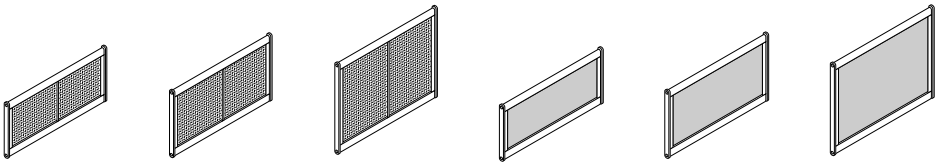

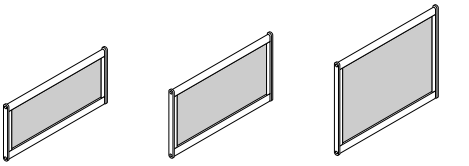

Page		PROPELLER COLLECTION, continued
84	FRATTINI	Propeller accessories - credenzas and sideboards
86		Propeller accessories - replacement parts
88		Propeller accessories - Peanut and Drum base conference tables
94		Propeller electrical - Plexus boxes with cordset
96		Propeller electrical - Empty Plexus boxes
98		Propeller electrical - Pre-wired Plexus boxes
100		Propeller electrical - Quadruplex, and wire management
102		Propeller electrical - 2+2 Raceway components

Page		PROPELLER COLLECTION, continued
106	FRATTINI	Propeller electrical - Jumper and infeed cables
108		Propeller electrical - Leg options for Prewired Plexus boxes
110		Propeller electrical - Leg options for Empty Plexus boxes
112		Propeller electrical - Plexus Communication and Data Faceplates

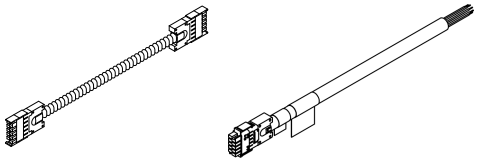

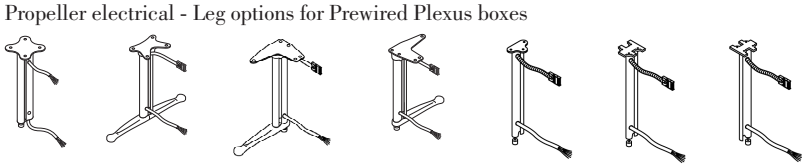

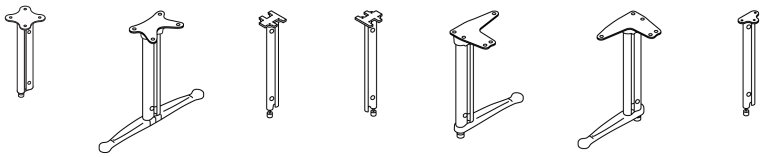

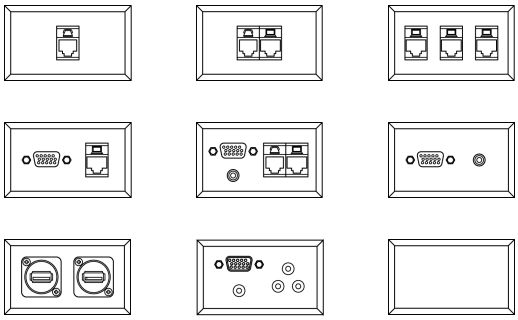

Page		PIXEL COLLECTION
142	KRUSIN	Pixel™ C-Leg tables
150		Pixel™T-Leg tables
0		Pixel™ Trapezoid tables Fixed Top, Work Height
		Pixel™ Trapezoid Tables Fixed Top, Pin Set Height
		Pixel™ Trapezoia Flip Top tables Work Height, Casters
		Pixel™ Trapezoia tables Pin Set Height Adjustable
154		Pixel™ Four Leg tables
		Pixel™ Y-Leg tables
		Pixel™ Y-Fold table
158		Pixel™ Column Leg tables
158		Pixel™ S table Series C-Leg Fixed Top
		C-Leg Flip Top

Page		PIXEL COLLECTION, continued
106	FRATTINI	Propeller electrical - Jumper and infeed cables
168		Pixel™ Storage Units

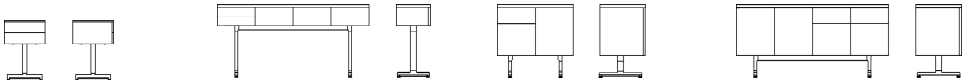

178 Pixel™ Electrical

180 Pixel™ Electrical (continued)



186 Pixel™ Trac

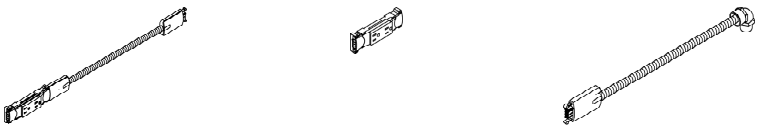

Page		TABLES / EXECUTIVE OFFICE			
188	KRUSIN	Pixel™ Wire Management			
190		Pixel™ Modesty Screens			
198	SMITH & FIEGENSCHUH	Rectangular Conference table with V Base	Rectangular 2 Segment Conference table with V Base	Rectangular 3 Segment Conference table with V Base	Rectangular 4 Segment Conference table with V Base
		Rectangular 5 Segment Conference table with V Base	Rectangular 6 Segment Conference table with V Base	Rectangular Conference table with L-Legs	Rectangular 2 Segment Conference table with L-Legs
		Rectangular 3 Segment Conference table with L-Legs	Rectangular 4 Segment Conference table with L-Legs	Rectangular 5 Segment Conference table with L-Legs	

A Price List Overview
Where do I send my order? How should I maintain my marble table? From textile options to wood polishes, the KnollStudio price list is designed to provide you with everything you need to know in order to understand, specify, and care for furniture in the KnollStudio Collection.

This book is divided into three easy-to-use sections.
- Propeller Table Series
- Pixel™ Tables Series
- LSM Conference Tables

For a quick overview of the collection's scope, review the Visual Index on pages 3-9. If you're looking for pieces by a specific designer, try the Designer Index on page 2.

Finishes
For detailed explanations of the many materials used in constructing KnollStudio furniture, consult page 12. A cross-reference of KnollStudio veneer or lumber finishes with standard Knoll Office veneers is provided on page 12. Easy-care maintenance information is also provided on pages 13-14.

Placing Your KnollStudio Order
For information about where to send your order and key terms and conditions, see page 14.
The complete Knoll Selling Policy is available on pages 241-242.

General Ordering Information and Knoll's Sustainability Statement is available on page 243

Product Information On Each Page
On each page, the following features will assist you:

Description provides both the pattern number and a basic description of the product.

Dimensions provide the overall space the product will require. Statistics are based on the maximum width, depth, and
height of the product.

Weight is based on the product itself. It does not include packaging. Weights are rounded to the nearest pound.

Weights of upholstered items do not include weight of textile/leather. To calculate total weight, multiply covering requirements by textile/leather weight, and add to product weight.

Pattern Number provides both the product identification number and all additional selections required for ordering. Finish options are enclosed in parentheses. Finish suffix descriptions are found under Finishes on the bottom portion of the page.

Order Code/Ordering Information outlines exactly how to specify KnollStudio product and the full scope of finishes and other options. The Order Code provides an example of how one pattern number on the page is specified.

Construction provides specific materials and finishes employed, as well as specific construction details.

Note to Knoll Dealer Sellers:
The products contained in this price list are also available through the Knoll Essentials program, with limited exceptions. For additional information, please contact your customer service representative or visit Knoll Exchange.

For More Information
For more information, contact your KnollStudio representative, a Knoll Space reailer or e-tailer, or telephone Customer Services at 800 343-KNOLL. To find the retailer or showroom nearest you, visit www.knoll.com.

Intertek Clean Air Certification

Intertek's Clean Air Certification validtes the level of volatile organic compound (VOC) emissions from products. VOCs are gases emitted from products and include a variety of chemicals that may effect consumers' health in the short- and long-term. Both Intertek Clean Air GOLD and SILVER certifications ensure the user-health, safety and sustainability of Knoll products. A selection of Knoll Office and KnollStudio products are Intertek certified Clean Air, most of which are certified GOLD, which imposes more rigorous standards than certified SILVER.

- USGBC LEED credits
- California 01350 Special Environmental Requirements (CDPH)
- California Department of General Service (DGS) Indoor Air Quality Specifications for Open Panel Office Furniture
- Compliant to BIFMA e3 standard credit 7.6.2 and 7.6.3

KnollStudio Natural Materials
Wood and marble are natural materials that vary. Use material samples and printed sample materials as reference only. KnollStudio printed and finish samples offer an example of what an "average" natural material may look like, within a range of acceptance carefully delineated by Knoll. Because of the breadth of variations possible with any natural material, Knoll specialists select these materials with stringent criteria, accepting only the top 3 - 5% of what is available.

Wood

Knoll Natural Veneers
All natural finishes are selected from the finest hardwoods available around the world. Veneers are flat cut and carefully matched so that cathedral or heart patterns are perfectly balanced. Natural veneers also are cut to allow a generous margin of quarter-grain figuring ensuring invisible splicing.



Quarter Pattern



Cathedral Pattern

Marble
Knoll selects the highest quality, structurally sound marble through a host of quarries in the United States, Turkey, Spain, Slovenia and Italy. Because each mountain range and quarry have their own signature, every marble piece - even within a single quarry - is unique. Hues, veins, crystals, fossils, clouds, and distinctive marks will vary from piece to piece. This is the extraordinary character of stone as a material. Its high quality and its unique nature give the Knoll tables a feel of incredible sculptural beauty. The following are the marbles that KnollStudio offers:

Coated Marbles
Coated Marbles
Coated marbles have transparent, high-polish, polyester coating to prevent use-associated stains. Even with this protection, coated marbles should not be used outdoors. Stains should be wiped immediately. Coating will yellow over time.

Satin Coated Marble
Satin coated marbles have transparent satin polyester coating to prevent use-associated stains. This satin finish gives the stone a natural, honed appearance while providing the same protective qualities as the Coated Marbles. Even with this protection, satin coated marbles should not be used outdoors. Stains should be wiped immediately. Coating will yellow over time.

Arabescato
Ivory white with dark grey veining. May contain random green veins.

Calacatta
Ivory white. Gold and beige random veins with additional veins varying from cream to green and grey.

Grey Marble
Grey with black and white veins. Hues vary in tone and intensity.

Man-Made Materials & Finishes
Stainless Steel
Completely rust-proof, highly durable, and resistant to bending stress.

Polished Chrome
Several-step plating process that includes a heavy layer of nickel for added rust protection and a bright mirror finish.

Satin Chrome
Chrome plating applied for a soft satinized chrome finish with a higher nickel content.

Polished Aluminum
A shiny, polished finish.

Clear Anodized Aluminum
A light grey satin finish.

Laminate
An exceptionally durable plastic surface. Highly resistant to most chemicals and extensive wear.

Vetro Bianco:
Vetro Bianco is an engineered resin free quartz surface. The brilliant white surface is nonporous, stain proof, and extremely durable making it suitable for indoor and outdoor use.

Product Maintenance

With proper care, your KnollStudio furniture should last for years to come. To help ensure the longevity of your purchase, below are helpful hints on routine cleaning for your KnollStudio piece. Most basic maintenance can be performed with common household cleaning products.

Wood
Clean with a commercial brand of liquid furniture polish twice a month. For stubborn dirt or light scratches, rub lightly with very fine steel wool before using furniture polish. Steel wool Grade #0000 is recommended. To rejuvenate luster, apply a furniture cream as a last step. Do not use water or household solvents: they will destroy the protective finish.

Marble with Polyester Coating
Wash with lukewarm water. Wash more thoroughly with Windex, Fantastik, Ivory Flakes in warm water, or other non-abrasive solutions. Rinse with warm water and dry with a soft cloth.

Vetro Bianco
Wash surface with lukewarm water. Clean more thoroughly with a non-abrasive solution such as Windex or Fantastik. Rinse with warm water and dry with a soft cloth. Wipe off stains immediately with water and a soft cloth. Never use steel wool or other abrasives on surface.

Glass/Acrylic Polycarbonate
Clean with Windex, Fantastik or other non-abrasive cleaning solutions. Wipe dry with a clean cloth.

Laminate/Melamine
Scrub with Windex, Fantastik, Mr. Clean, or other household soaps or detergents well dissolved in water, or with a very soft cloth dampened with alcohol or a synthetic thinner. For a dull finish, rub with jeweler's rouge as a polishing agent and finish with paste wax. Never use abrasives. Remove stubborn stains with Soft Scrub.

Stainless Steel
Use Windex, Fantastik, or other non-abrasive household cleaners. For small scratches, rub with Comet, Ajax, or other mild abrasives in the direction of the grain. Apply a coat of auto wax to maintain beauty.

Chrome/Satin Chrome
Clean with Windex or an automotive chrome cleaner such as Semi-Chrome twice a month. Apply a coat of hard paste wax to protect against moisture.

Polished Aluminum
Clean with Windex, Fantastik, or other non-abrasive cleaning solutions. Coat with a hard paste wax semi-annually to maintain luster and prevent discoloration.

Anodized Aluminum
Clean with mild soaps, detergents, or other non-abrasive cleaning agents. Apply paste wax or DuPont non-abrasive car polish #7 twice a year to prevent oxidation.

For stubborn stains or discolor-ations, apply navel jelly aluminum cleaner.

Urethane Edge
Clean with household soaps and detergents well dissolved in water. Do not use abrasive cleaning solutions.

Powder Coat Paint
Clean with Windex or Endust using a soft cloth. Remove stubborn stains with Soft Scrub.

Placing Your KnollStudio Order

Use the Following Address:
If you would like to send an order directly to our order entry departments, please use the following address:

Knoll, Inc.
P.O. Box 157
East Greenville, PA 18041
Attn: Order Entry

Fax: 215 679-1570
Tel: 800 343-KNOLL

When Placing Your Order, Include:

- All information requested on the order form.
- Local taxes for the "delivered to" address.
- For orders $2,000 or under (including applicable taxes and delivery/installation fees, if any), full payment must be made when order is placed.
- For orders over $2,000, a deposit equal to one-half of the complete order value is required at order placement. Balance must be settled before shipment.

Key Points to Remember:
All accepted orders will be confirmed in writing on the Knoll standard acknowledgement form. A copy of the acknowledgement will be mailed to the customer prior to production.

Freight within the 48 contiguous United States and Canada, excluding the Yukon, Northwest Territories and Newfoundland, is prepaid and included in the price of all orders.

For residential orders, Knoll strongly recommends White Glove delivery service to most locations in the Continental United States and Canada. White Glove service includes inside delivery, unpacking, furniture installation and removing cartons and crates. The fee for this service will be quoted at the point of purchase.

KnollStudio's limited warranty covers all furniture against manufacturing defects in this price list for a period of five years after delivery to the customer.

All pricing is in U.S. dollars.

For More Information:
For complete Knoll Selling Policy and warranty information, please refer to pages 241-242 in the back of this price list.

For additional information on KnollStudio, contact your KnollStudio representative, a Knoll Space retailer or e-tailer, or telephone Customer Services at 800 343-KNOLL. To find the retailer or showroom nearest you, visit www.knoll.com.

Emanuela Frattini
Propeller® Training Table Series
Configurations and Product Information

Below are only a few examples of suggested configurations using Propeller Training tables, bridge tops, segments and screens.

All connections are tool-free and can be made by the user. To gang tables, connectors can be simply removed from the integral storage port in the leg. When tables are hard wired a screwdriver is needed.

The inherent flexibility of Propeller tables allows for diverse applications, ranging from setups for conference rooms to private offices and workstations.

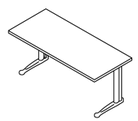

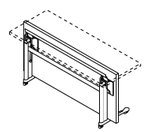

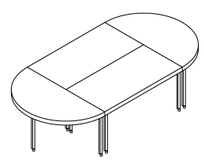

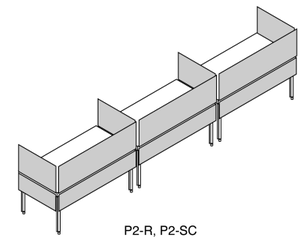

P2-R, P2-SC

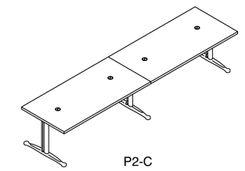

P2-C

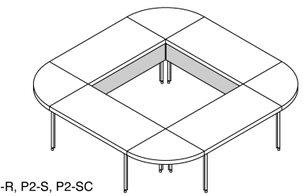

P2-R, P2-S, P2-SC

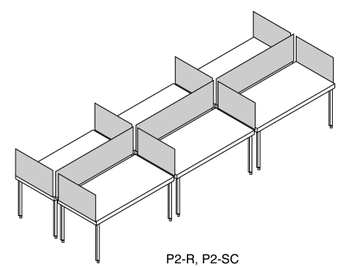

P2-R, P2-SC

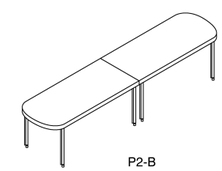

P2-B

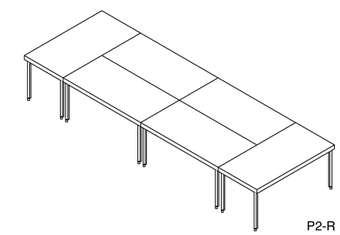

P2-R

Ordering Information

Specify:
1. Pattern number
2. Top finish selection
3. Caster or glide selection (table only)
4. Edgeband selection
5. Grommet option (table and bridge only)
6. Leg/grommet finish

Shipping:
Tops and legs are shipped separately. Legs ship knocked-down: foot plate and vertical component. Simple field assembly required.

Scope

Product scope:

P2-F Folding table
P2-M Semi-round table
P2-R Rectangular table
P2-S Segment
P2-V Rectangular bridge
P6-C Flip Top table
P8-C Adjustable Height table

Electrical options:
Please see Propeller Electrical section for product and specification details.

Construction

Top:
1 3/16″ thick; 3-ply, solid-core construction. Plastic laminate top and backer sheet on bottom. Threaded inserts are die-cast zinc.

Edges:
All table edges are finished, allowing ganged tables to be separated and used individually. Flat ABS edgeband, molded urethane edge and solid wood edge are available.

Molded edge detail:
Molded, seamless urethane edge with integral color.

Flat edgeband:
ABS flat edgeband, with integral color.

1/4″ edge detail:
Solid wood



Grommet option:
Individual table segments may be specified with zero, one, or two grommets, located at mid-depth or front edge locations. All grommets are 3 1/4″ diameter. Optional grommet-mounted power receptacles available.

Grommet liners are black injection molded ABS plastic. Yin-yang grommet cap is textured, die-cast aluminum with powder-coat finish.

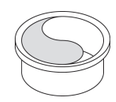

Legs:
Propeller's S-shaped training leg incorporates two separate channels for power and communications wiring. Cables are laid behind flipper strips. Vertical leg is extruded aluminum construction with clear satin anodized or powder coat finish. There are three types of Propeller training legs:

Standard Training leg section:

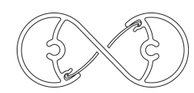

Standard Training leg: vertical extrusion is 3 3/4″w x 1 5/8″d. Leg end caps are injection-molded, glass-filled nylon. Leg mounting plates are aluminum die-castings with integral storage port in a textured paint finish.

C-leg and T-legs:
C-leg and T-leg offer additional kneespace. Vertical extrusion is 5″w x 2 1/4″d, same profile as conference leg. Cast aluminum end plates with textured paint finish. Cast aluminum foot in textured metallic powder coat.

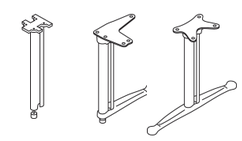

Glides/casters:
Glides and locking casters-black nylon.
C-Leg has low glide at front and high glide in the back.
T-Leg has two low glides.

Connector plates:
Aluminum die-casting with textured paint finish. Integral storage port for connecting tables.

Connector bars:
Bar and latch are made of cast alloy with tumble-bead finish. Button is injection-molded red ABS plastic. Spring and back plate are steel stampings.

Emanuela Frattini
Propeller® Training Table Series
Rectangular and Square Tables

Designer(s):
Emanuela Frattini, 1994

	description	w	d	h	clearance between legs w	clearance between legs d	table weight (lbs.)
	P2-R Rectangular table	48″	18″	28½″	40″	7¾″	44
		60″	18″	28½″	52″	7¾″	55
		72″	18″	28½″	64″	7¾″	62
		36″	24″	28½″	28″	13¾″	50
		48″	24″	28½″	40″	13¾″	54
		60″	24″	28½″	52″	13¾″	63
		72″	24″	28½″	64″	13¾″	73
		42″	30″	28½″	34″	19¾″	57
		48″	30″	28½″	40″	19¾″	63
		60″	30″	28½″	52″	19¾″	75
		66″	30″	28½″	58″	19¾″	81
		72″	30″	28½″	64″	19¾″	87
		48″	36″	28½″	52″	25¾″	73
		60″	36″	28½″	52″	25¾″	87
		72″	36″	28½″	64″	25¾″	101
	P2-N Square table	36″	36″	28½″			59
		42″	42″	28½″			75
		48″	48″	28½″			94

pattern no.	laminate/ flat edge	laminate / molded edge	veneer/ flat edge	veneer/wood edge
P2-R02 *	$1,200.	$1,478.	$3,511.	$4,185.
P2-R04 *	$1,334.	$1,639.	$3,591.	$4,263.
P2-R06 *	$1,444.	$1,776.	$3,645.	$4,328.
P2-R10 *	$1,269.	$1,753.	$3,508.	$4,185.
P2-R12 *	$1,490.	$1,832.	$3,580.	$4,271.
P2-R14	$1,643.	$2,023.	$3,650.	$4,348.
P2-R16	$1,804.	$2,218.	$3,730.	$4,432.
P2-R21 *	$1,569.	$1,927.	$3,616.	$4,301.
P2-R22 *	$1,643.	$2,023.	$3,645.	$4,348.
P2-R24	$1,804.	$2,218.	$3,753.	$4,472.
P2-R25	$1,882.	$2,313.	$3,793.	$4,509.
P2-R26	$1,959.	$2,410.	$3,824.	$4,549.
P2-R32 *	$1,804.	$2,218.	$3,722.	$4,432.
P2-R34	$1,959.	$2,410.	$3,822.	$4,549.
P2-R36	$2,115.	$2,602.	$3,930.	$4,670.
P2-N30 *	$1,643.	$2,023.	$2,976.	$3,985.
P2-N41 *	$1,804.	$2,218.	$3,230.	$4,263.
P2-N52	$1,959.	$2,410.	$3,254.	$4,328.

Order Code

Example:	**P2-R24-G-PA-6-Y-111**
P2-R24	30″ x 60″ rectangle
G	Glides
PA	Pearwood laminate
6	Black molded edgeband
Y	No grommet
111	Jet Black legs

Specify:

1. Pattern number
2. Locking caster or glide selection
3. Top finish selection
4. Edgeband selection
5. Grommet, Plexus or Transact option
6. Leg/grommet finish

Finishes

Woodgrain laminate top finishes:
Light Ash (suffix 139)
Warm Ash (suffix 140)
Whitened Ash (suffix 141)
Grey Ash (suffix 142)
Classic Oak (suffix 143)
Graphite Pear (suffix 144)
Zebra (suffix 145)
Medium Cherry (suffix 124)
Natural Maple (suffix 125)
Natural Cherry (suffix 126)
Walnut (suffix 127)

Solid laminate top finishes:
Bright White (suffix 118)
Brushed Sand (suffix 122)
Folkstone Grey (suffix 114)
Jet Black (suffix 111)
Micro Grey (suffix 121)

Veneer top/edge finishes:
Brown Oak (suffix V427)
Burnt Walnut (suffix V313)
Chalk Oak (suffix V421)
Ebonized Walnut (suffix D)
Graphite Oak (suffix V513)
Light Oak (suffix V423)
Maple (suffix K)
Natural Beech (suffix B)
Old English Walnut (suffix V417)
Warm Brown Walnut (suffix J)
American Walnut (suffix AW)
Natural Oak (suffix ON)
Fumed Oak (suffix OF)
Ebonized Oak (suffix OE)

Flat edgeband finishes:
Black (suffix 111T)
Mink (suffix 324T)
Innertone (suffix 386T)
Platinum (suffix 367T)
Folkstone (suffix 004T)
Bright White (suffix 118T)

Molded edgeband finishes:
Black (suffix 300)
Mink (suffix 324)
Innertone (suffix 386)
Platinum (suffix 367)
Folkstone (suffix 004)
Light Grey (suffix 4)
Medium Grey (suffix 5)

Leg and grommet finishes:
Anodized Aluminum (suffix A)
Jet Black (suffix 111)
Medium Metallic Grey (suffix 612)
Bright White (suffix 118)

Glides/Casters:
Glides (suffix G)
Locking Casters (suffix C)

Electrical

Grommet Options: ($33 per cutout)
Tables may be specified with zero, one or two cutouts. All grommets are 3¼″ diameter. Optional grommet-mounted power receptacles available, see page 0.

No grommet (suffix Y)
Single grommet, left, mid-depth (BG)
Two grommets, left & right, front (DR), (DL), (DG)
Two grommets, left & right, mid-depth (AG)
Single grommet, center, front (ER), (EL), (EG)
Single grommet, center, right (HG)
Single grommet, center (P2-N) (GG)
* AG, BG not available on 18″ deep tables

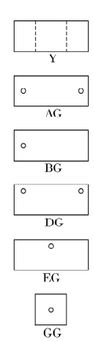

Sequence Options: ($33 per cutout)
Tables may be specified with zero, one or two cutouts. All sequence cutouts are 2 ½″ x 6″. Sequence is available on 24″ and 30″ deep Rectangular tables only. 36″, 42″ and 48″ wide tables, ES location only; 72″ wide tables, DS location only.

No Sequence (Y)
Single Sequence, center, front (ES)
Two Sequence, left & right, front (DS)

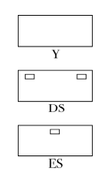

Small Plexus Options: ($33 per cutout)
Tables may be specified with zero, one or two cutouts. All small Plexus cutouts are 6⅞″-6⅛″. Small Plexus is available on 24″ and 30″ tables only. 36″, 42″, 48″ and 60″ wide tables, ES location only.

No Small Plexus (Y)
Single Small Plexus, center, front (ESP)
Two Small Plexus, right & left, front (DSP)

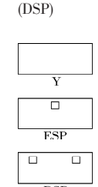

Plexus options: ($33 per cutout)
* Plexus box not available
For no Plexus (Y)
For medium Plexus, center, mid-depth (GM)
For medium Plexus, left & right, mid-depth (AM)
For medium Plexus, center, front (EM), (DR), (DL)
For medium Plexus, left & right, front (DM), (ER), (EL)
For medium Plexus, center (P2-N) (GM)

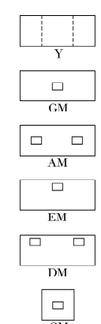

+ For more detailed information, consult the Electrical section of the Propeller Manual.

Features

Connecting tables:
Each rectangular table includes two connector bars to connect rectangular tops to each other on any side. When not needed, connectors store in ports at top of table leg.

Maintenance:
See pages 13.

Note:
Propeller tables are certified Clean Air GOLD.

Square Tables:
Square tables have four legs with rectangular table end plates. Two connector bars per table. Square tables gang on all four sides to training tables of same width.

Emanuela Frattini
Propeller® Training Table Series
Semi-Circular Tables, Bridge Tops and Segments

Designer(s):
Emanuela Frattini, 1996

	description	w	d	h	clearance between legs	table weight (lbs.)
	P2-M Semi-circular table - three legs	48″	24″	28 1/2″	35 1/2″	51
		60″	30″	28 1/2″	51 1/2″	62
		72″	36″	28 1/2″	63 1/2″	81
	P2-S Bridging segment 90° - no legs	90°	24″	2 5/8″		
		90°	30″	2 5/8″		
		90°	36″	2 5/8″		

pattern no.	laminate/ flat edge	laminate/ molded edge	veneer/ flat edge	veneer/wood edge
P2-M10	$1,411.	$1,736.	$3,090.	$4,844.
P2-M20	$1,569.	$1,927.	$3,455.	$5,455.
P2-M30	$1,725.	$2,121.	$3,828.	$6,073.
P2-S92	$778.	$955.	$1,527.	$2,470.
P2-S94	$857.	$1,050.	$1,650.	$2,677.
P2-S96	$932.	$1,146.	$1,778.	$2,882.

Order Code

Example:	**P2-M20-C-SL-4-A**
P2-M20	60″ wide semi-circular table
C	Locking casters
SL	Slate laminate
4	Light Grey edgeband
A	Anodized Aluminum legs

Specify:

1. Pattern number
2. Locking caster or glide selection
3. Top finish selection
4. Edgeband selection
5. Grommet or Plexus option
6. Grommet/leg finish

Finishes:

Colored laminate finishes:
Bright White (suffix 118)
Brushed Aluminum (suffix LJ)
Brushed Sand (suffix 122)
Fog (suffix 128)
Folkstone Grey (suffix 114)
Jet Black (suffix 111)
Light Grey (suffix L)
Micro Grey (suffix 121)
Micro Sand (suffix 129)
Pumice (suffix 119)
Slate (suffix SL)
Soft Grey (suffix 117)

Finishes

Woodgrain laminate top finishes:
Light Ash (suffix 139)
Warm Ash (suffix 140)
Whitened Ash (suffix 141)
Grey Ash (suffix 142)
Classic Oak (suffix 143)
Graphite Pear (suffix 144)
Zebra (suffix 145)
Medium Cherry (suffix 124)
Natural Maple (suffix 125)
Natural Cherry (suffix 126)
Walnut (suffix 127)

Solid laminate top finishes:
Bright White (suffix 118)
Brushed Sand (suffix 122)
Folkstone Grey (suffix 114)
Jet Black (suffix 111)
Micro Grey (suffix 121)

Veneer top/edge finishes:
Brown Oak (suffix V427)
Burnt Walnut (suffix V313)
Chalk Oak (suffix V421)
Ebonized Walnut (suffix D)
Graphite Oak (suffix V513)
Light Oak (suffix V423)
Maple (suffix K)
Natural Beech (suffix B)
Old English Walnut (suffix V417)
Warm Brown Walnut (suffix J)
American Walnut (suffix AW)
Natural Oak (suffix ON)
Fumed Oak (suffix OF)
Ebonized Oak (suffix OE)

Flat edgeband finishes:
Black (suffix 111T)
Mink (suffix 324T)
Innertone (suffix 386T)
Platinum (suffix 367T)
Folkstone (suffix 004T)
Bright White (suffix 118T)

Molded edgeband finishes:
Black (suffix 300)
Mink (suffix 324)
Innertone (suffix 386)
Platinum (suffix 367)
Folkstone (suffix 004)
Light Grey (suffix 4)
Medium Grey (suffix 5)

Leg and grommet finishes:
Anodized Aluminum (suffix A)
Jet Black (suffix 111)
Medium Metallic Grey (suffix 612)
Bright White (suffix 118)

Glides/Casters:
Glides (suffix G)
Locking Casters (suffix C)

Electrical

+ For more detailed information, consult the Electrical section of the Propeller Manual.

Grommet Option: (rectangular bridge top only): ($33 per cutout)
Tables may be specified with zero, one or two grommets. All grommets are 3 1/4″ in diameter. Optional grommet-mounted power receptacles available, see page 0.

Grommet options:
No grommet (Y)
Two grommets, left and right, mid-depth (AG)
Single grommet, left, mid-depth (BG)
Two grommets, left and right, front (DG)
Single grommet, center, front (EG)
* AG, BG not available on 18″ deep tables

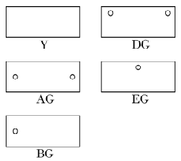

Plexus Options: ($33 per coutout)
* Plexus box not available
For no Plexus box (Y)
For medium Plexus, center, mid-depth (GM)
For medium Plexus, left & right, mid-depth (AM)
For medium Plexus, center, front (EM)
For medium Plexus, left & right, front (DM)

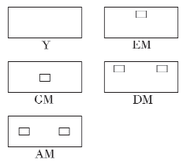

Note:
Cutouts not available on Semi-Circular Tables.

Semi-Circular Tables:
Semi-circular tables have three legs for maximum leg space. Use 180° tables free-standing or connected to other tables. 180° tables connect to rectangular tables of same width or to rectangular tables in a back-to-back configuration. Connect two semi-circular tables to create a large round table.

Bridge tops have a weight capacity of 300 pounds.

Configurations:

with rectangular table/bridge top

with rectangular tables back-to-back two 180° tables

Features

Stacking:
Semi-circular tables and square tables do not stack. Bridge tops can be stacked ten high on table dolly (see page 0).

Shipping:
Propeller tables shipped knocked-down. Simple field assembly required.

Maintenance:
See pages 13.

Note:
Propeller tables are certified Clean Air GOLD.

Emanuela Frattini
Propeller® Training Table Series
Rectangular Tables with C-Legs and T-Legs

Designer(s):
Emanuela Frattini, 1994

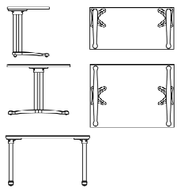

	w	d	h	leg type	clearance between legs	table weight (lbs.)
P2-C Rectangular table with C-Legs/T-Legs	48″	18″	28½″	C-Legs	34½″	50
	60″	18″	28½″	C-Legs	46½″	53
	72″	18″	28½″	C-Legs	58½″	55
	36″	24″	28½″	C-Legs	22½″	60
	48″	24″	28½″	C-Legs	34″	67
	48″	24″	28½″	T-Legs	34″	67
	60″	24″	28½″	C-Legs	46½″	76
	60″	24″	28½″	T-Legs	46½″	76
	72″	24″	28½″	C-Legs	58½″	86
	72″	24″	28½″	T-Legs	58½″	86
	42″	30″	28½″	C-Legs	29½″	70
	48″	30″	28½″	C-Legs	34½″	76
	48″	30″	28½″	T-Legs	34½″	76
	60″	30″	28½″	C-Legs	46½″	82
	60″	30″	28½″	T-Legs	46½″	82
	66″	30″	28½″	C-Legs	52½″	88
	66″	30″	28½″	T-Legs	52½″	88
	72″	30″	28½″	C-Legs	58½″	100
	72″	30″	28½″	T-Legs	58½″	100
	48″	36″	28½″	T-Legs	34¾″	95
	60″	36″	28½″	T-Legs	43¾″	109
	72″	36″	28½″	T-Legs	52¾″	123

pattern no.	laminate/ flat edge	laminate/ molded edge	veneer/ flat edge	veneer/wood edge
P2-C02 *	$1,747.	$2,198.	$4,049.	$4,760.
P2-C04 *	$1,761.	$2,257.	$4,139.	$4,834.
P2-C06 *	$1,808.	$2,319.	$4,188.	$4,900.
P2-C10 *	$2,029.	$2,500.	$4,053.	$4,760.
P2-C12 *	$2,037.	$2,505.	$4,339.	$5,067.
P2-C13	$2,181.	$2,679.	$4,513.	$5,119.
P2-C14	$2,198.	$2,703.	$4,414.	$5,143.
P2-C15	$2,352.	$2,892.	$4,591.	$5,196.
P2-C16	$2,355.	$2,896.	$4,492.	$5,229.
P2-C17	$2,518.	$3,099.	$4,670.	$5,282.
P2-C21 *	$2,115.	$2,602.	$4,377.	$5,094.
P2-C22 *	$2,198.	$2,703.	$4,408.	$5,143.
P2-C23 *	$2,364.	$2,876.	$4,585.	$5,333.
P2-C24	$2,355.	$2,896.	$4,517.	$5,267.
P2-C27	$2,524.	$3,071.	$4,698.	$5,456.
P2-C25	$2,432.	$2,990.	$4,555.	$5,306.
P2-C28	$2,599.	$3,168.	$4,736.	$5,494.
P2-C26	$2,507.	$3,087.	$4,585.	$5,342.
P2-C29	$2,678.	$3,121.	$4,767.	$5,296.
P2-C32 *	$2,551.	$2,896.	$4,657.	$5,417.
P2-C34	$2,633.	$3,087.	$4,763.	$5,533.
P2-C36	$2,720.	$3,279.	$4,869.	$5,656.

Order Code

Example:	**P2-C26-PA-R5-EG-612**
P2-C26	72″ x 30″ rectangular training table with C-Legs
PA	Pearwood laminate
R5	Black edgeband
EG	Single grommet, center, front
612	Medium Metallic Grey legs

Specify:

1. Pattern number
2. Top finish selection
3. Edgeband selection
4. Grommet or Plexus option
5. Leg/grommet finish

Finishes

Woodgrain laminate top finishes:
Light Ash (suffix 139)
Warm Ash (suffix 140)
Whitened Ash (suffix 141)
Grey Ash (suffix 142)
Classic Oak (suffix 143)
Graphite Pear (suffix 144)
Zebra (suffix 145)
Medium Cherry (suffix 124)
Natural Maple (suffix 125)
Natural Cherry (suffix 126)
Walnut (suffix 127)

Solid laminate top finishes:
Bright White (suffix 118)
Brushed Sand (suffix 122)
Folkstone Grey (suffix 114)
Jet Black (suffix 111)
Micro Grey (suffix 121)

Veneer top/edge finishes:
Brown Oak (suffix V427)
Burnt Walnut (suffix V313)
Chalk Oak (suffix V421)
Ebonized Walnut (suffix D)
Graphite Oak (suffix V513)
Light Oak (suffix V423)
Maple (suffix K)
Natural Beech (suffix B)
Old English Walnut (suffix V417)
Warm Brown Walnut (suffix J)
American Walnut (suffix AW)
Natural Oak (suffix ON)
Fumed Oak (suffix OF)
Ebonized Oak (suffix OE)

Flat edgeband finishes:
Black (suffix 111T)
Mink (suffix 324T)
Innertone (suffix 386T)
Platinum (suffix 367T)
Folkstone (suffix 004T)
Bright White (suffix 118T)

Molded edgeband finishes:
Black (suffix 300)
Mink (suffix 324)
Innertone (suffix 386)
Platinum (suffix 367)
Folkstone (suffix 004)
Light Grey (suffix 4)
Medium Grey (suffix 5)

Leg and grommet finishes:
Anodized Aluminum (suffix A)
Jet Black (suffix 111)
Medium Metallic Grey (suffix 612)
Bright White (suffix 118)

Glides/Casters:
Glides (suffix G)
Locking Casters (suffix C)

Features

C-Leg tables/T-Leg tables:
C-Leg and T-Leg tables combine Propeller table features with more leg space. Tables have either two C-Legs or two T-Legs. 24″d and 30″d training tables C-Legs are mounted to the rear. T-Legs are centered. All legs are positioned at 3⅞″ from table edge on the depth side. Tables have identical wire management and ganging capabilities as standard training tables.

Note:
C-Leg and T-Leg tables are available with glides only.

Maintenance:
See pages 13.

Note:
Propeller tables are certified Clean Air GOLD.

Connecting tables:
Each rectangular table includes four connector plates and two connector bars to connect rectangular tables to each other on any side. When not needed, connectors may be stored in additional black plastic storage port attached underneath table tops.

Electrical

Grommet Options: ($33 per cutout)
Tables may be specified with zero, one or two grommets. All grommets are 3¼″ in diameter. Optional grommet-mounted power receptacles available, see page 0.

No grommet (suffix Y)
Single grommet, left, mid-depth (BG)
Two grommets, left & right, front (DR), (DL), (DG)
Two grommets, left & right, mid-depth (AG)
Single grommet, center, front (ER), (EL), (EG)
Single grommet, center, right (HG)
* AG, BG not available on 18″ deep tables

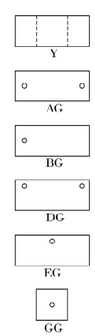

Sequence Options: ($33 per cutout)
Tables may be specified with zero, one or two cutouts. All sequence cutouts are 2½″ x 6″. Sequence is available on 24″ and 30″ deep Rectangular C-leg tables only. 36″, 42″ and 48″ wide tables, ES location only; 72″ wide tables, DS location only.

No Sequence (Y)
Single Sequence, center, front (ES)
Two Sequence, left & right, front (DS)

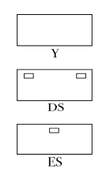

Small Plexus Options: ($33 per cutout)
Tables may be specified with zero, one or two cutouts. All small Plexus cutouts are 6⅞″-6¼″. Small Plexus is available on 24″ and 30″ tables only. 36″, 42″, 48″ and 60″ wide tables, ES location only.

No Small Plexus (Y)
Single Small Plexus, center, front (ESP)
Two Small Plexus, right & left, front (DSP)

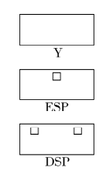

Plexus options: ($33 per cutout)
*Plexus Box not available
For no Plexus (Y)
For medium Plexus, center, mid-depth (GM)
For medium Plexus, left & right, mid-depth (AM)
For medium Plexus, center, front (EM), (DR), (DL)
For medium Plexus, left & right, front (DM), (ER), (EL)

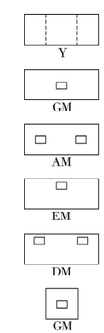

Emanuela Frattini
Propeller® Training Table Series
Flip-Top Tables with C-Legs and T-Legs

Designer(s):
Emanuela Frattini, 2002

	description	w	d	h	leg type	table weight (lbs.)
	P6-C Rectangular flip-top table with C-Legs/T-Legs					
		48″	18″	29″	C-Legs	71
		60″	18″	29″	C-Legs	82
		72	18″	29″	C-Legs	91
		48″	24″	29″	C-Legs	73
		60″	24″	29″	C-Legs	84
		72″	24″	29″	C-Legs	96
		48″	30″	29″	C-Legs	83
		60″	30″	29″	C-Legs	97
		72″	30″	29″	C-Legs	111
		48″	36″	29″	T-Legs	95
		60″	36″	29″	T-Legs	112
		72″	36″	29″	T-Legs	126

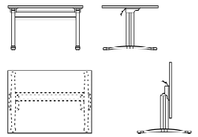

pattern no.	laminate/ flat edge	laminate/ molded edge	veneer/ flat edge	veneer/wood edge
P6-C02	$1,967.	$2,416.	$4,636.	$5,373.
P6-C04	$2,104.	$2,589.	$4,816.	$5,540.
P6-C06	$2,225.	$2,732.	$4,899.	$5,640.
P6-C12	$2,920.	$3,429.	$5,141.	$5,901.
P6-C14	$3,078.	$3,574.	$5,260.	$6,031.
P6-C16	$3,229.	$3,704.	$5,333.	$6,108.
P6-C22	$3,062.	$3,525.	$5,162.	$5,932.
P6-C24	$3,243.	$3,682.	$5,379.	$6,171.
P6-C26	$3,362.	$3,828.	$5,491.	$6,289.
P6-C32	$3,213.	$3,693.	$5,364.	$6,148.
P6-C34	$3,414.	$3,854.	$5,507.	$6,310.
P6-C36	$3,690.	$4,002.	$5,558.	$6,369.

Order Code

Example:	**P6-C26-PA-R6-EG-A**
P6-C26	72″ x 30″ flip-top with C-legs
PA	Pearwood laminate
R6	Medium Grey edgeband
EG	Single grommet, center back
A	Anodized Aluminum grommet and legs

Specify:

1. Pattern number
2. Top finish selection
3. Edgeband selection
4. Grommet or Plexus option
5. Leg/grommet finish

Woodgrain laminate top finishes:
Light Ash (suffix 139)
Warm Ash (suffix 140)
Whitened Ash (suffix 141)
Grey Ash (suffix 142)
Classic Oak (suffix 143)
Graphite Pear (suffix 144)
Zebra (suffix 145)
Medium Cherry (suffix 124)
Natural Maple (suffix 125)
Natural Cherry (suffix 126)
Walnut (suffix 127)

Solid laminate top finishes:
Bright White (suffix 118)
Brushed Sand (suffix 122)
Folkstone Grey (suffix 114)
Jet Black (suffix 111)
Micro Grey (suffix 121)

Finishes

Veneer top/edge finishes:
Brown Oak (suffix V427)
Burnt Walnut (suffix V313)
Chalk Oak (suffix V421)
Ebonized Walnut (suffix D)
Graphite Oak (suffix V513)
Light Oak (suffix V423)
Maple (suffix K)
Natural Beech (suffix B)
Old English Walnut (suffix V417)
Warm Brown Walnut (suffix J)
American Walnut (suffix AW)
Natural Oak (suffix ON)
Fumed Oak (suffix OF)
Ebonized Oak (suffix OE)

Flat edgeband finishes:
Black (suffix 111T)
Mink (suffix 324T)
Innertone (suffix 386T)
Platinum (suffix 367T)
Folkstone (suffix 004T)
Bright White (suffix 118T)

Molded edgeband finishes:
Black (suffix 300)
Mink (suffix 324)
Innertone (suffix 386)
Platinum (suffix 367)
Folkstone (suffix 004)
Light Grey (suffix 4)
Medium Grey (suffix 5)

Leg and grommet finishes:
Anodized Aluminum (suffix A)
Jet Black (suffix 111)
Medium Metallic Grey (suffix 612)
Bright White (suffix 118)

Electrical

+ For more detailed information, consult the Electrical section of the Propeller Manual.

Grommet Options: ($33 per cutout)
Tables may be specified with zero, one or two grommets. All grommets are 3 1/4″ diameter. Optional grommet-mounted power receptacles available, see page 0.

No grommet (Y)
Single grommet, left, mid-depth (BG)
Two grommets, left and right, front (DG)
Two grommets, left and right, mid-depth (AG)
Single grommet, center, front (EG)
Singel grommet, center (GG)
* AG, BG not available on 18″ deep tables

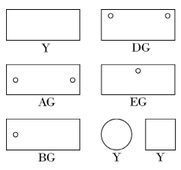

Sequence Options: ($33 per cutout)
Tables may be specified with zero, one or two cutouts. All sequence cutouts are 2 1/2″ x 6″. Sequence is available on 24″ and 30″ deep Rectangular flip-top tables with C-leg. 48″ wide tables, ES location only; 72″ wide tables, DS location only.

No Sequence (Y)
Single Sequence, center, front (ES)
Two Sequence, left & right, front (DS)

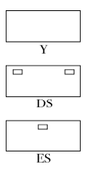

Small Plexus Options: ($33 per cutout)
Tables may be specified with zero, one or two cutouts. All small Plexus cutouts are 6 7/8″-6 1/4″. Small Plexus is available on 24″ and 30″ tables only. 36″, 42″, 48″ and 60″ wide tables, ESP location only.

No Small Plexus (Y)
Single Small Plexus, center, front (ESP)
Two Small Plexus, right & left, front (DSP)

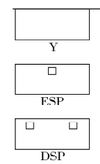

Plexus options: ($33 per cutout)
* Plexus Box not available
No Plexus (Y)
Single medium Plexus, center (GM)
Two medium Plexus, left and right, mid-depth (AM)

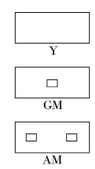

Features:

Note:
- Rectangular Fliptop tables can be specified with medium cordset Plexus or Transact
- Plexus options not available for 48″ wide tables
- Plexus options for 60″ and 72″ wide tables: (GM, AM)

Glides/Casters:
Glides (suffix G)
Locking Casters (suffix C)

Note:
Propeller tables are certified Clean Air GOLD.

Maintenance:
See pages13

C-Leg/T-Leg Flip-Top Rectangular Tables:
24″d and 30″d tables have C-Legs mounted to the rear, 36″d flip-top tables have centered T-Legs. Legs are positioned at 2 7/8″ from table edge on the depth side. Flip-Top tables can be ganged side to side or front to back to other flip-top or standard tables.

Note:
Flip-Top tables are available with locking casters only.

Flip Mechanism:
The Flip mechanism consists of black nylon glass-filled housing on both the C-Leg/T-Leg and the column base tables. The cross-member on rectangular tables is an aluminum extrusion that is anodized or painted to match the Propeller C-Leg/T-Leg. To operate, simply depress the mechanism to lower the table; to raise the table, lift the mechanism towards the table top. Flip-Top mechanism is pneumatic and easy to operate with one hand.

Wire management:
Vertical extrusion of C-Legs and T-Legs is 5″w x 2 1/4″ – same profile as conference leg profile. In horizontal position, Quadruplex monument or shallow plug in Plexus boxes can be used.

Nesting:
Flip-Top tables nest easily for compact storage. C-Leg and T-Leg Flip Tops allow the top to flip and nest as well as providing more leg space than a standard folding table. When nested, the tables are staggered. There is no limit to the number of tables that can be nested together.

Example:
Footprint area guideline C-Leg
48″ x 24″ C-Leg
- Two 48″ x 24″ C-Leg tables flipped and nested measure 51″ x 30 1/2″
- Three 48″ x 24″ C-Leg tables flipped and nested measure 54″ x 38 1/2″
- Six 48″ x 24″ C-Leg tables flipped and nested measure 63″ x 63″

60″ x 30″ C-Leg
- Two 60″ x 30″ C-Leg tables flipped and nested measure 63″ x 30 1/2″
- Three 60″ x 30″ C-Leg tables flipped and nested measure 66″ x 38 1/2″
- Six 60″ x 30″ C-Leg tables flipped and nested measure 75″ x 63″

72″ x 36″ T-Leg
Footprint area guideline T-Leg
- Two 72″ x 36″ T-Leg tables flipped and nested measure 75″ x 42″
- Three 72″ x 36″ T-Leg tables flipped and nested measure 78″ x 49 1/2″
- Six 72″ x 36″ T-Leg tables flipped and nested measure 87″ x 72″

Shipping:
C-Leg/T-Leg Flip-Top tables are shipped knocked down. The table top, flip mechanism, aluminum cross-member, and leg kit are
all shipped in separate boxes. Simple field assembly required.

Nesting Diagrams Guideline:

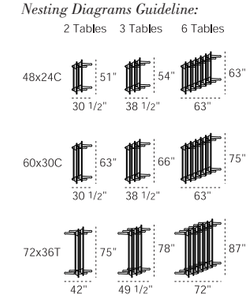

Emanuela Frattini
Propeller® Training Table Series
Rectangular Folding Tables and Dolly

Designer(s):
Emanuela Frattini, 1994

description	w	d	h	clearance between legs w	clearance between legs d	table weight (lbs.)
P2-F Folding table	60″	24″	28½″	52″	13¾″	72
	72″	24″	28½″	64″	13¾″	81
	60″	30″	28½″	52″	19¾″	83
	66″	30″	28½″	58″	19¾″	89
	72″	30″	28½″	64″	19¾″	95
	60″	36″	28½″	52″	25¾″	95
	72″	36″	28½″	64″	25¾″	109

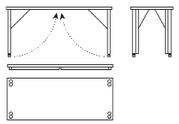

P2-DOLLY Table dolly with one handle	60″	30″	32¼″
	72″	30″	32¼″
	60″	36″	32¼″
	72″	36″	32¼″

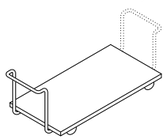

P2-DOLLY-H Additional handle for table dolly	

pattern no.	table dolly	laminate/ flat edge	laminate/ molded edge	veneer/ flat edge	veneer/wood edge
P2-F14		$2,115.	$2,602.	$4,591.	$5,348.
P2-F16		$2,276.	$2,793.	$4,663.	$5,438.
P2-F24		$2,276.	$2,793.	$4,711.	$5,498.
P2-F25		$2,355.	$2,896.	$4,751.	$5,537.
P2-F26		$2,432.	$2,990.	$4,782.	$5,576.
P2-F34		$2,432.	$2,990.	$4,803.	$5,605.
P2-F36		$2,589.	$3,181.	$4,911.	$5,726.
P2-DOLLY24	$1,672.				
P2-DOLLY26	$1,868.				
P2-DOLLY34	$1,868.				
P2-DOLLY36	$2,062.				
P2-DOLLY-H	$747.				

Order Code

Example:	**P2-F16-G-129-R6-Y-612**
P2-F16	24″ x 72″ rectangle folding table
G	Glides
129	Micro Sand laminate
R6	Medium Grey edgeband
Y	No grommet
612	Medium Metallic Grey legs

Specify:

1. Pattern number
2. Locking caster or glide selection
3. Top finish selection
4. Edgeband selection
5. Grommet option
6. Leg/grommet finish

Finishes

Woodgrain laminate top finishes:
Light Ash (suffix 139)
Warm Ash (suffix 140)
Whitened Ash (suffix 141)
Grey Ash (suffix 142)
Classic Oak (suffix 143)
Graphite Pear (suffix 144)
Zebra (suffix 145)
Medium Cherry (suffix 124)
Natural Maple (suffix 125)
Natural Cherry (suffix 126)
Walnut (suffix 127)

Solid laminate top finishes:
Bright White (suffix 118)
Brushed Sand (suffix 122)
Folkstone Grey (suffix 114)
Jet Black (suffix 111)
Micro Grey (suffix 121)

Veneer top/edge finishes:
Brown Oak (suffix V427)
Burnt Walnut (suffix V313)
Chalk Oak (suffix V421)
Ebonized Walnut (suffix D)
Graphite Oak (suffix V513)
Light Oak (suffix V423)
Maple (suffix K)
Natural Beech (suffix B)
Old English Walnut (suffix V417)
Warm Brown Walnut (suffix J)
American Walnut (suffix AW)
Natural Oak (suffix ON)
Fumed Oak (suffix OF)
Ebonized Oak (suffix OE)

Flat edgeband finishes:
Black (suffix 111T)
Mink (suffix 324T)
Innertone (suffix 386T)
Platinum (suffix 367T)
Folkstone (suffix 004T)
Bright White (suffix 118T)

Molded edgeband finishes:
Black (suffix 300)
Mink (suffix 324)
Innertone (suffix 386)
Platinum (suffix 367)
Folkstone (suffix 004)
Light Grey (suffix 4)
Medium Grey (suffix 5)

Leg and grommet finishes:
Anodized Aluminum (suffix A)
Jet Black (suffix 111)
Medium Metallic Grey (suffix 612)
Bright White (suffix 118)

Glides/Casters:
Glides (suffix G)
Locking Casters (suffix C)

Electrical

+ For more detailed information, consult the Electrical section of the Propeller Manual.

Grommet options: ($33 per cutout)
Tables may be specified with zero, one or two grommets. All grommets are 3¼″ diameter . Optional grommet mounted power receptacles available, see page 0.

No grommet (suffix Y)
Single grommet, left, mid-depth (BG)
Two grommets, left and right, front (DG)
Two grommets, left and right, mid-depth (AG)
Single grommet, center, front (EG)
Single grommet, center, right (HG)

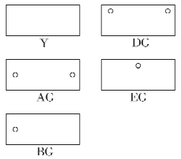

Features

Connecting tables:
Each folding table, includes two connector bars to connect rectangular tops to each other on any side. When not needed, connectors store in ports at top of table leg.

Table dollies:
Table dollies can stack 5 folding tables. Red urethane edge is scuff resistant, bottom is medium grey laminate, handle is stainless steel. Wheels are self-lubricating steel bearings with puncture-proof and impact-resistant solid cushion tires, mounted on a polypropylene hub.

Note:
Height of Propeller table folded is 4¼″.

Maintenance:
See pages 13.

Note:
Propeller tables are certified Clean Air GOLD.

Emanuela Frattini
Propeller® Training Table Series
Standing Height Tables

Designer(s):
Emanuela Frattini, 1994

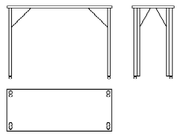

	description	w	d	h	clearance between legs w	clearance between legs d	table weight (lbs.)
	P2-H Standing height table	48″	24″	38″	40″	13¾″	66
		60″	24″	38″	52″	13¾″	75
		72″	24″	38″	64″	13¾″	85
		48″	30″	38″	40″	19¾″	75
		60″	30″	38″	52″	19¾″	87
		72″	30″	38″	64″	19¾″	99
		48″	36″	38″	40″	25¾″	85
		60″	36″	38″	52″	25¾″	99
		72″	36″	38″	64″	25¾″	113

pattern no.	shelf	laminate/ flat edge	laminate/ molded edge	veneer/ flat edge	veneer/wood edge
P2-H12 *		$1,643.	$2,023.	$3,996.	$4,709.
P2-H14		$1,804.	$2,218.	$4,068.	$4,785.
P2-H16		$1,959.	$2,410.	$4,150.	$4,869.
P2-H22 *		$1,804.	$2,218.	$4,082.	$4,803.
P2-H24		$1,959.	$2,410.	$4,188.	$4,929.
P2-H26		$2,115.	$2,602.	$4,263.	$5,007.
P2-H32 *		$1,959.	$2,410.	$4,348.	$5,088.
P2-H34		$2,115.	$2,602.	$4,446.	$5,202.
P2-H36		$2,276.	$2,673.	$4,551.	$5,094.

Order Code

Example:	**P2-H26-G-111-5-AG-612**
P2-H26	72″ x 30″ standing height table
G	Glides
111	Jet Black laminate
5	Medium Grey edgeband
AG	2 grommets, mid-depth
612	Medium Metallic Grey grommets and legs

Example:	**P2-K26-A**
P2-K26	Shelf for 72″ x 30″ standing height table
A	Aluminum shelf finish

Specify:

1. Pattern number
2. Locking caster or glide selection
3. Top finish selection
4. Edgeband selection
5. Grommet/Plexus option
6. Grommet and leg finish

Specify shelf:

7. Pattern number
8. Shelf finish

Finishes

Woodgrain laminate top finishes:
Light Ash (suffix 139)
Warm Ash (suffix 140)
Whitened Ash (suffix 141)
Grey Ash (suffix 142)
Classic Oak (suffix 143)
Graphite Pear (suffix 144)
Zebra (suffix 145)
Medium Cherry (suffix 124)
Natural Maple (suffix 125)
Natural Cherry (suffix 126)
Walnut (suffix 127)

Solid laminate top finishes:
Bright White (suffix 118)
Brushed Sand (suffix 122)
Folkstone Grey (suffix 114)
Jet Black (suffix 111)
Micro Grey (suffix 121)

Veneer top/edge finishes:
Brown Oak (suffix V427)
Burnt Walnut (suffix V313)
Chalk Oak (suffix V421)
Ebonized Walnut (suffix D)
Graphite Oak (suffix V513)
Light Oak (suffix V423)
Maple (suffix K)
Natural Beech (suffix B)
Old English Walnut (suffix V417)
Warm Brown Walnut (suffix J)
American Walnut (suffix AW)
Natural Oak (suffix ON)
Fumed Oak (suffix OF)
Ebonized Oak (suffix OE)

Flat edgeband finishes:
Black (suffix 111T)
Mink (suffix 324T)
Innertone (suffix 386T)
Platinum (suffix 367T)
Folkstone (suffix 004T)
Bright White (suffix 118T)

Molded edgeband finishes:
Black (suffix 300)
Mink (suffix 324)
Innertone (suffix 386)
Platinum (suffix 367)
Folkstone (suffix 004)
Light Grey (suffix 4)
Medium Grey (suffix 5)

Leg and grommet finishes:
Anodized Aluminum (suffix A)
Jet Black (suffix 111)
Medium Metallic Grey (suffix 612)
Bright White (suffix 118)

Glides/Casters:
Glides (suffix G)
Locking Casters (suffix C)

Electrical

+ For more detailed information, consult the Electrical section of the Propeller Manual.

Grommet options: ($33 per cutout)
Tables may be specified with zero, one, or two grommets. All grommets are 3¼″ diameter. Optional grommet mounted power receptacles available, see page 0.

No grommet (Y)
Single grommet, left, mid-depth (BG)
Two grommets, left and right, front (DG)
Two grommets, left and right, mid-depth (AG)
Single grommet, center, front (EG)
* AG, BG not available on 48″ wide tables

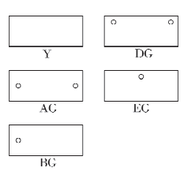

Features

Plexus options: ($33 per cutout)
* Plexus Box not available
For no Plexus (Y)
For medium Plexus, center, mid-depth (GM)
For medium Plexus, left & right, mid-depth (AM)
For medium Plexus, center, front (EM)
For medium Plexus, left & right, front (DM)
* AM, DM available for 72″ wide tables only

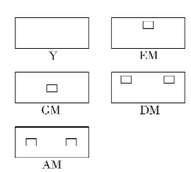

Standing height tables:
Use Standing Height Tables free-standing or connected to other Standing Height Tables. Two connectors provided with tables.

Legs:
Extruded aluminum construction with clear satin anodized finish or powder-coat finish. Wire management flipper strips are flexible PVC. Leg end caps are injection-molded, glass-filled nylon. Leg mounting plates are aluminum die-castings with a textured paint finish. Black ribbed nylon glide or black nylon caster.

Maintenance:
See pages 13.

Note:
Propeller tables are certified Clean Air GOLD.

Emanuela Frattini
Propeller® Column Base Tables
Round and Square Tables

Designer(s):
Emanuela Frattini, 1999

	description	w	d	h	weight	base	pattern no.	laminate/ flat edge	laminate/ molded edge	laminate/ ½″ wood edge	veneer/ flat edge	veneer/ ¼″ wood edge
	P2-Y Propeller round column base table	42″		28½″	71	4-star	**P2-Y42**	$1,958.	$2,252.		$4,154.	$5,924.
		48″		28½″	85	4-star	**P2-Y48**	$1,977.	$2,262.		$4,257.	$6,018.
	P3-J Propeller round column base table	42″		28½″	71	4-star	**P3-J42**			$5,147.		
		48″		28½″	85	4-star	**P3-J48**			$5,336.		
	P2-X Propeller square column base table	30″	30″	28½″	53	4-star	**P2-X30**	$1,509.	$1,854.		$3,465.	$4,507.
		36″	36″	28½″	67	4-star	**P2-X36**	$1,643.	$2,021.		$3,592.	$4,631.
		42″	42″	28½″	83	4-star	**P2-X42**	$1,783.	$2,190.		$3,847.	$4,904.
		48″	48″	28½″	102	4-star	**P2-X48**	$1,920.	$2,361.		$3,872.	$4,757.
	P3-L Propeller square column base table	30″	30″	28½″	53	4-star	**P3-L30**			$3,916.		
		36″	36″	28½″	67	4-star	**P3-L36**			$3,944.		
		42″	42″	28½″	83	4-star	**P3-L42**			$3,743.		
		48″	48″	28½″	102	4-star	**P3-L48**			$3,933.		

Order Code

Example:	**P2-X30-117-1-Y-A**
P2-X30	Propeller 30″ square table, 4-star base
117	Soft Grey laminate
1	Spring Green edgeband
Y	No grommet
A	Anodized Aluminum base

Specify:

1. Pattern number
2. Top finish
3. Edge band selection (except for wood top with wood edge)
4. Grommet option
5. Leg/grommet finish

Ordering Information

Woodgrain laminate top finishes:
Light Ash (suffix 139)
Warm Ash (suffix 140)
Whitened Ash (suffix 141)
Grey Ash (suffix 142)
Classic Oak (suffix 143)
Graphite Pear (suffix 144)
Zebra (suffix 145)
Medium Cherry (suffix 124)
Natural Maple (suffix 125)
Natural Cherry (suffix 126)
Walnut (suffix 127)

Solid laminate top finishes:
Bright White (suffix 118)
Brushed Sand (suffix 122)
Folkstone Grey (suffix 114)
Jet Black (suffix 111)
Micro Grey (suffix 121)

Veneer top/edge finishes:
Brown Oak (suffix V427)
Burnt Walnut (suffix V313)
Chalk Oak (suffix V421)
Ebonized Walnut (suffix D)
Graphite Oak (suffix V513)
Light Oak (suffix V423)
Maple (suffix K)
Natural Beech (suffix B)
Old English Walnut (suffix V417)
Warm Brown Walnut (suffix J)
American Walnut (suffix AW)
Natural Oak (suffix ON)
Fumed Oak (suffix OF)
Ebonized Oak (suffix OE)

Flat edgeband finishes:
Black (suffix 111T)
Mink (suffix 324T)
Innertone (suffix 386T)
Platinum (suffix 367T)
Folkstone (suffix 004T)
Bright White (suffix 118T)
Medium Grey (suffix R6)

Molded edgeband finishes:
Black (suffix 300)
Mink (suffix 324)
Innertone (suffix 386)
Platinum (suffix 367)
Folkstone (suffix 004)
Light Grey (suffix 4)
Medium Grey (suffix 5)

Leg and grommet finishes:
Anodized Aluminum (suffix A)
Jet Black (suffix 111)
Medium Metallic Grey (suffix 612)
Bright White (suffix 118)

Electrical

+ For more detailed information, consult the Electrical section of the Propeller Manual.

Grommet options: ($33 per cutout)
Tables may be specified with zero, one or two grommets. All grommets are 3¼″ diameter. Optional grommet mounted power receptacles available, see page 0 for details.

No grommet (suffix Y)
Single grommet, center (suffix GG)

Note:
- Plexus box not available on column base tables.

Specification Information

The column base of the tables has one integrated channel for wire management. Cables are laid behind a translucent PVC flipper strip and can be easily pulled out. Wires can be brought to the table top through an optional center grommet.

Column profile:

Urethane table edge detail:

Flat edgeband:

Wood Edge:
Tables can be specified with either ¼″ wood edge with veneer top or ½″ wood edge with laminate top.

Base:
Extruded aluminum column with integrated wire management channel in anodized or powder-coat finish. Silver steel top attachment plate. Cast aluminum star-base with protective textured metallic surface coat matching the column color. Leveling low black nylon glides.

Maintenance:
See pages 13.

Note:
Propeller tables are certified Clean Air GOLD.

Below are only a few examples of suggested configurations using Propeller Conference tables and accessories.

The inherent flexibility of Propeller tables allows for diverse applications, ranging from setups for conference rooms to private offices and workstations.

Conference table types

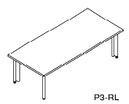

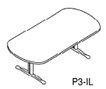

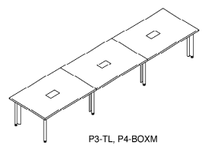

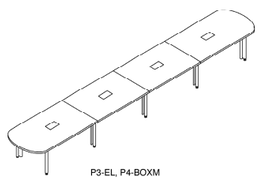

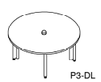

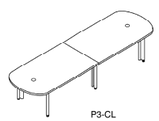

Ordering

Specify:
1. Pattern number
2. Caster or glide selection (table only).
3. Top finish selection
4. Edgeband selection
5. Grommet option (table and bridge only)
6. Leg/grommet finish

P3-RL	Rectangular table, Std. legs
P2-IL	Rectangular desk return, C-Legs
P3-AL	Bullet conference table, T-legs Bullet conference table, Std. legs
P3-HL	Rectangular table, T-Legs
P3-IL	Rounded rectangular table, T-Legs
P3-J	Round conference table, column base

Construction

Top:
1 3/16″ thick, 3-ply, solid medium density fiberboard core with balanced backer sheet on bottom. Solid veneer or plastic laminate. Wood tops are cross veneered. Threaded inserts are die-cast zinc.

Edges:
All table edges are finished, allowing ganged tables to be separated and used individually. ABS flat edgeband and solid wood edge are available. On rectangular tables with wood edges, short sides have rectalinear edges for ganging, long side edges are chamferred.

Long side edge detail:
Solid wood



Short side edge detail:
Solid wood



Flat edgeband:
ABS flat edgeband, with integral color.



Wood Edge Profiles:
AutoStrada and Saarinen edge profiles are available as long side edge details. On rectangular tables with wood edges, short sides have rectilinear edges for ganging, long side edges are chamferred.

Long side edge detail:
AutoStrada profile = AE

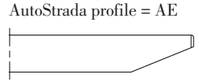

Long side edge detail:
Saarinen profile = SE

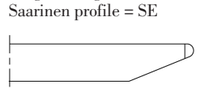

Long side edge detail
Propeller profile = PE

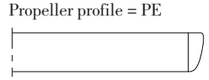

Below are a few examples of private office and workstation configurations using Propeller Conference tables and accessories. The possibilities of connecting tables and accessories are virtually unlimited.

All configurations utilize standard Propeller products which are grouped according to desired application. Coordination of finishes allows for cohesive aesthetic solutions.

Conference area configurations

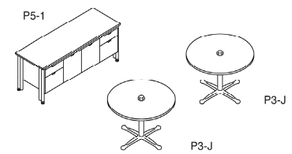

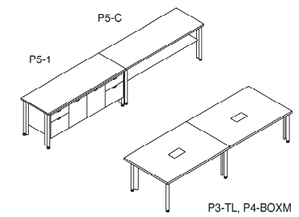

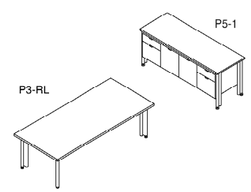

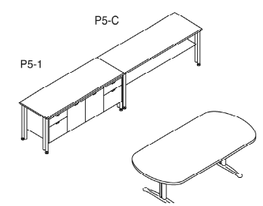

Legs:
Propeller's S-shaped conference leg incorporates two separate channels for power and communications wiring. Cables are laid behind flipper strips to meet UL code. Vertical leg is extruded aluminum construction with clear satin anodized or powder coat finish.Legs are 5″w x 2 1/4″d with 25% greater capacity than the training table leg. There are two types of Propeller Conference legs:
Standard Conference legs and T-Legs.

Conference Leg section



Standard Conference legs:
Leg mounting plates are steel stampings with powder-coat finish. Leg end caps are injection-molded, glass-filled nylon. Black plastic glide with 3/4″ levelling range or 2″ lockable black nylon caster.

T-Legs:
T-legs offer additional kneespace. Cast aluminum end plates with textured paint finish. Cast aluminum foot in textured metallic powder coat.

Conference Leg

T-Leg

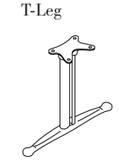

Connecting Segments

Underside of worksurface is pre-drilled with zinc inserts for freestanding or bridging leg position. Rectangular tops that are 78″ and wider cannot be shared between legs. Standard conference leg includes screws for attachment of mounting plate under worksurface. Tool free option allows reconfiguration using soft touch hand screws. Kit includes: 8 soft touch hand screws for 2 legs.

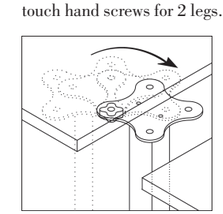

Glides/casters:
Glides and locking casters-black nylon.

Electrical options:
Electrical options include Grommet, Quadruplex and Plexus box. Please see Propeller Electrical section beginning on page 0.

Shipping:
Tops and legs are shipped separately. Legs ship knocked-down into foot plate and vertical assembly. Simple field assembly required.

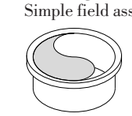

Emanuela Frattini
Propeller® Conference Table Series
Round/Rounded Tables with Standard Legs

Designer(s):
Emanuela Frattini, 1994

description	type	w	d	h	clearance between legs d	clearance between legs w	no. of legs included	top weight (lbs.)
P3-DL Round table, with legs		48″		28½″	28½″		4	59
		54″		28½″	33½″		4	75
		60″		28½″	39″		4	92
P3-ML Rounded square table, with legs		42″	42″	28½″	20½″		4	47
		48″	48″	28½″	25½″		4	62
		54″	54″	28½″	30½″		4	80
		60″	60″	28½″	35½″		4	99
P3-NL Rounded rectangular table, with legs		60″	42″	28½″	27¼″	25″	4	74
		66″	42″	28½″	33¼″	25″	4	82
		72″	42″	28½″	39¼″	25″	4	90
		78″	42″	28½″	45¼″	25″	4	98
		84″	42″	28½″	51¼″	25″	4	106
		90″	42″	28½″	57¼″	25″	4	115
		96″	42″	28½″	63¼″	25″	4	123
		60″	48″	28½″	28¼″	25″	4	83
		66″	48″	28½″	34¼″	25″	4	92
		72″	48″	28½″	40¼″	25″	4	102
		78″	48″	28½″	46¼″	25″	4	111
		84″	48″	28½″	52¼″	25″	4	120
		90″	48″	28½″	58¼″	25″	4	130
		96″	48″	28½″	64¼″	25″	4	139
		72″	60″	28½″	41¼″	27″	4	126
		78″	60″	28½″	47¼″	27″	4	138
		84″	60″	28½″	53¼″	27″	4	149
		90″	60″	28½″	59¼″	27″	4	161
		96″	60″	28½″	65¼″	27″	4	173

pattern no.	laminate/ flat edge	laminate/ wood edge	veneer/ flat edge	veneer/ wood edge (PE)	veneer/wood edge (AE, SE)
P3-DL48	$2,408.	$5,938.	$4,497.	$7,490.	$7,866.
P3-DL54	$2,932.	$6,448.	$5,156.	$8,123.	$8,530.
P3-DL60	$2,937.	$6,594.	$5,339.	$8,395.	$8,814.
P3-ML42	$2,906.	$6,373.	$5,950.	$8,743.	$9,183.
P3-ML48	$2,920.	$6,517.	$5,984.	$9,002.	$9,453.
P3-ML54	$3,062.	$6,660.	$6,223.	$9,264.	$9,727.
P3-ML60	$3,128.	$6,807.	$6,421.	$9,524.	$10,002.
P3-NL44	$3,057.	$7,424.	$6,723.	$10,352.	$10,867.
P3-NL46	$3,144.	$7,625.	$6,839.	$10,488.	$11,014.
P3-NL48	$3,146.	$7,829.	$6,853.	$10,623.	$11,155.
P3-NL50	$3,152.	$8,030.	$7,015.	$10,759.	$11,295.
P3-NL52	$3,155.	$8,233.	$7,032.	$10,894.	$11,440.
P3-NL54	$3,158.	$8,435.	$7,246.	$11,025.	$11,578.
P3-NL56	$3,166.	$8,638.	$7,257.	$11,163.	$11,725.
P3-NL64	$3,140.	$7,829.	$6,748.	$10,614.	$11,145.
P3-NL66	$3,146.	$8,030.	$6,859.	$10,747.	$11,286.
P3-NL68	$3,152.	$8,233.	$6,879.	$10,886.	$11,428.
P3-NL70	$3,155.	$8,435.	$7,040.	$11,020.	$11,571.
P3-NL72	$3,160.	$8,638.	$7,062.	$11,153.	$11,708.
P3-NL74	$3,166.	$8,840.	$7,275.	$11,288.	$11,852.
P3-NL76	$3,170.	$9,042.	$7,292.	$11,423.	$11,996.
P3-NL88	$3,376.	$8,840.	$7,375.	$11,268.	$11,832.
P3-NL90	$3,381.	$9,042.	$7,399.	$11,405.	$11,976.
P3-NL92	$3,385.	$9,232.	$7,567.	$11,532.	$12,109.
P3-NL94	$3,391.	$9,427.	$7,592.	$11,659.	$12,241.
P3-NL96	$3,396.	$9,622.	$7,707.	$11,781.	$12,370.

Order Code

Example:	**P3-NL44-C-K-SE-AG-A**
P3-NL44	60″ x 42″ rounded rectangle table
C	Locking casters
K	Maple veneer top
SE	Saarinen edge profile
AG	Left and right grommets, mid-depth
A	Anodized grommets

Specify:

1. Pattern number
2. Locking caster or glide selection
3. Top finish selection
4. Edgeband selection
5. Edge profile option (veneer/wood edge only)
6. Grommet/Plexus cutout option
7. Grommet/leg finish

Finishes

Woodgrain laminate top finishes:
Light Ash (suffix 139)
Warm Ash (suffix 140)
Whitened Ash (suffix 141)
Grey Ash (suffix 142)
Classic Oak (suffix 143)
Graphite Pear (suffix 144)
Zebra (suffix 145)
Medium Cherry (suffix 124)
Natural Maple (suffix 125)
Natural Cherry (suffix 126)
Walnut (suffix 127)

Solid laminate top finishes:
Bright White (suffix 118)
Brushed Sand (suffix 122)
Folkstone Grey (suffix 114)
Jet Black (suffix 111)
Micro Grey (suffix 121)

Veneer top/edge finishes:
Brown Oak (suffix V427)
Burnt Walnut (suffix V313)
Chalk Oak (suffix V421)
Ebonized Walnut (suffix D)
Graphite Oak (suffix V513)
Light Oak (suffix V423)
Maple (suffix K)
Natural Beech (suffix B)
Old English Walnut (suffix V417)
Warm Brown Walnut (suffix J)
American Walnut (suffix AW)
Natural Oak (suffix ON)
Fumed Oak (suffix OF)
Ebonized Oak (suffix OE)

Wood edge profiles:
Autostrada edge (suffix AE)
Propeller edge (suffix PE)
Saarinen edge (suffix SE)

Flat edgeband finishes:
Black (suffix 111T)
Mink (suffix 324T)
Innertone (suffix 386T)
Platinum (suffix 367T)
Folkstone (suffix 004T)
Bright White (suffix 118T)

Molded edgeband finishes:
Black (suffix 300)
Mink (suffix 324)
Innertone (suffix 386)
Platinum (suffix 367)
Folkstone (suffix 004)
Light Grey (suffix 4)
Medium Grey (suffix 5)

Grommet finishes:
Anodized Aluminum (suffix A)
Jet Black (suffix 111)
Medium Metallic Grey (suffix 612)
Bright White (suffix 118)

Electrical

+ For more detailed information, consult the Electrical section of the Propeller Manual.

Grommet options: ($47 per cutout)
Tables may be specified with zero, one or two grommets. All grommets are 3¼″ in diameter. See page 32 for details. Optional grommet-mounted power receptacles available, see page 0.

No grommet (Y)
Single grommet, center, mid-depth (GG)
Two grommets, left & right, mid-depth (AG)
Single grommet, left, mid-depth (BG)

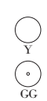

Plexus Cutout Options: ($47 per cutout)
Tables can be hardwired using pre-wired or empty boxes, or plugged in with plexus boxes with cordset. Tables may be specified with zero, one or two cutouts. To specify plexus box and for more information, see pages 0.

For no Plexus (Y)
For medium Plexus, center, mid-depth (GM)
For medium Plexus, left & right, mid-depth (AM) *
For medium double Plexus, center, mid-depth (GMD)
For medium double Plexus, left and right, mid-depth (AMD) *

**for rounded rectangular tables only*

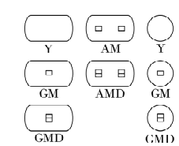

Note:
- Double Plexus AMD and GMD configurations not available on 42″ deep tables.
- Plexus box not available on 42″ square tables.
- Configurations AM, AMD and GJ not available on 48″, 54″ and 60″ square tables.
- **AM and AMD are not appropriate for stand alone tables or end segments.**

Features

Maintenance:
See pages 13.

Note:
Propeller tables are certified Clean Air GOLD.

Emanuela Frattini
Propeller® Conference Table Series
Bullet Table with Standard Legs

Designer(s):
Emanuela Frattini, 1994

	description	type	w	d	h	clearance btwn. legs w	clearance btwn. legs d	no. of legs incl.	top wgt (lbs.)
	P3-BL Bullet table, with legs		54″	42″	28½″	25½″	25″	4	70
			60″	42″	28½″	31½″	25″	4	78
			66″	42″	28½″	37½″	25″	4	86
			72″	42″	28½″	43½″	25″	4	94
			78″	42″	28½″	49½″	25″	4	102
			84″	42″	28½″	55½″	25″	4	111
			90″	42″	28½″	61½″	25″	4	119
			96″	42″	28½″	71¼″	25″	4	127
			54″	48″	28½″	25½″	25″	4	79
			60″	48″	28½″	31½″	25″	4	88
			66″	48″	28½″	37½″	25″	4	98
			72″	48″	28½″	43½″	25″	4	107
			78″	48″	28½″	49½″	25″	4	116
			84″	48″	28½″	55½″	25″	4	126
			90″	48″	28½″	61½″	25″	4	135
			96″	48″	28½″	71½″	25″	4	145
			54″	60″	28½″	25½″	27″	4	98
			60″	60″	28½″	31½″	27″	4	110
			66″	60″	28½″	37½″	27″	4	122
			72″	60″	28½″	43½″	27″	4	133
			78″	60″	28½″	49½″	27″	4	145
			84″	60″	28½″	55½″	27″	4	157
			90″	60″	28½″	61½″	27″	4	168
			96″	60″	28½″	72¼″	27″	4	180

pattern no.	laminate/ flat edge	laminate/ wood edge	veneer/ flat edge	veneer/ wood edge (PE)	veneer/wood edge (AE, SE)
P3-BL42	$3,056.	$7,829.	$6,204.	$8,996.	$9,445.
P3-BL44	$3,059.	$7,924.	$6,221.	$9,160.	$9,618.
P3-BL46	$3,197.	$8,022.	$6,394.	$9,324.	$9,788.
P3-BL48	$3,201.	$8,115.	$6,413.	$9,484.	$9,959.
P3-BL50	$3,206.	$8,213.	$6,520.	$9,650.	$10,132.
P3-BL52	$3,213.	$8,311.	$6,540.	$9,816.	$10,303.
P3-BL54	$3,217.	$8,407.	$6,646.	$9,978.	$10,477.
P3-BL56	$3,222.	$8,500.	$6,667.	$10,143.	$10,652.
P3-BL62	$3,058.	$8,030.	$6,451.	$9,324.	$9,788.
P3-BL64	$3,063.	$8,123.	$6,473.	$9,484.	$9,959.
P3-BL66	$3,201.	$8,222.	$6,647.	$9,650.	$10,132.
P3-BL68	$3,206.	$8,319.	$6,670.	$9,816.	$10,303.
P3-BL70	$3,213.	$8,415.	$6,776.	$9,978.	$10,477.
P3-BL72	$3,215.	$8,513.	$6,798.	$10,143.	$10,652.
P3-BL74	$3,219.	$8,609.	$6,953.	$10,303.	$10,820.
P3-BL76	$3,227.	$8,702.	$6,973.	$10,470.	$10,993.
P3-BL82	$3,268.	$8,638.	$6,973.	$10,297.	$10,810.
P3-BL84	$3,277.	$8,734.	$6,994.	$10,459.	$10,982.
P3-BL86	$3,450.	$8,830.	$7,216.	$10,623.	$11,155.
P3-BL88	$3,454.	$8,925.	$7,378.	$10,788.	$11,327.
P3-BL90	$3,459.	$9,027.	$7,404.	$10,951.	$11,500.
P3-BL92	$3,464.	$9,120.	$7,516.	$11,112.	$11,670.
P3-BL94	$3,468.	$9,218.	$7,540.	$11,281.	$11,845.
P3-BL96	$3,477.	$9,310.	$7,565.	$11,443.	$12,015.

Order Code

Example:	**P3-BL42-C-DC-R5-GG-A**
P3-BL42	54″ x 42″ bullet table
C	Locking casters
DC	Deep Cherry laminate top
R5	Black edgeband
GG	Single grommet, center
A	Aluminum grommet and leg finish

Specify:

1. Pattern number
2. Locking caster or glide selection
3. Top finish selection
4. Edgeband selection
5. Edge profile option (veneer/wood edge only)
6. Grommet/Plexus cutout option
7. Grommet/leg finish

Finishes

Woodgrain laminate top finishes:
Light Ash (suffix 139)
Warm Ash (suffix 140)
Whitened Ash (suffix 141)
Grey Ash (suffix 142)
Classic Oak (suffix 143)
Graphite Pear (suffix 144)
Zebra (suffix 145)
Medium Cherry (suffix 124)
Natural Maple (suffix 125)
Natural Cherry (suffix 126)
Walnut (suffix 127)

Solid laminate top finishes:
Bright White (suffix 118)
Brushed Sand (suffix 122)
Folkstone Grey (suffix 114)
Jet Black (suffix 111)
Micro Grey (suffix 121)

Veneer top/edge finishes:
Brown Oak (suffix V427)
Burnt Walnut (suffix V313)
Chalk Oak (suffix V421)
Ebonized Walnut (suffix D)
Graphite Oak (suffix V513)
Light Oak (suffix V423)
Maple (suffix K)
Natural Beech (suffix B)
Old English Walnut (suffix V417)
Warm Brown Walnut (suffix J)
American Walnut (suffix AW)
Natural Oak (suffix ON)
Fumed Oak (suffix OF)
Ebonized Oak (suffix OE)

Wood edge profiles:
Autostrada edge (suffix AE)
Propeller edge (suffix PE)
Saarinen edge (suffix SE)

Flat edgeband finishes:
Black (suffix 111T)
Mink (suffix 324T)
Innertone (suffix 386T)
Platinum (suffix 367T)
Folkstone (suffix 004T)
Bright White (suffix 118T)

Molded edgeband finishes:
Black (suffix 300)
Mink (suffix 324)
Innertone (suffix 386)
Platinum (suffix 367)
Folkstone (suffix 004)
Light Grey (suffix 4)
Medium Grey (suffix 5)

Grommet finishes:
Anodized Aluminum (suffix A)
Jet Black (suffix 111)
Medium Metallic Grey (suffix 612)
Bright White (suffix 118)

Electrical

+ For more detailed information, consult the Electrical section of the Propeller Manual.

Grommet options: ($47 per cutout)
Tables may be specified with zero, one or two grommets. All grommets are 3¼″ in diameter, see page 32 for details.
Optional grommet-mounted power receptacles available, see page 0.

No grommet (Y)
Single grommet, center, mid-depth (GG)
Two grommets, left & right, mid-depth (AG)
Single grommet, right, mid-depth (HG)
Single grommet, left, mid-depth (BG)

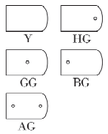

Features

Plexus Cutout Options: ($47 per cutout)
Tables can be hardwired using pre-wired or empty boxes, or plugged in with plexus boxes with cordset. Tables may be specified with zero, one or two cutouts. To specify plexus box and for more information, see pages 0.

For no Plexus (Y)
For medium Plexus, center, mid-depth (GM)
For medium Plexus, left & right, mid-depth (AM)
For double medium Plexus, center, mid-depth (GMD)
For double medium Plexus, left & right, mid-depth (AMD)

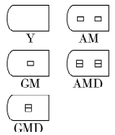

Note:
- Double Plexus AMD and GMD configurations not available on 42″ deep tables.
- **AM and AMD are not appropriate for stand alone tables or end segments.**

Maintenance:
See pages 13.

Note:
Propeller tables are certified Clean Air GOLD.

Emanuela Frattini
Propeller® Conference Table Series
Square/Rectangular Tables with Standard Legs

Designer(s):
Emanuela Frattini, 1994

	description	w	d	h	clearance btwn. legs w	clearance btwn. legs d	no. of legs incl.	top wgt. (lbs.)
	P3-SL Square table, with legs	42″	42″	28½″	25¼″	25″	4	57
		48″	48″	28½″	31¼″	25″	4	75
		54″	54″	28½″	37¼″	25″	4	95
		60″	60″	28½″	43¼″	27″	4	117
	P3-RL Rectangular table, with legs	48″	42″	28½″	31¼″	25″	4	66
		54″	42″	28½″	37¼″	25″	4	74
		60″	42″	28½″	43¼″	25″	4	82
		66″	42″	28½″	49¼″	25″	4	90
		72″	42″	28½″	55¼″	25″	4	98
		78″	42″	28½″	61¼″	25″	4	107
		84″	42″	28½″	67¼″	25″	4	115
		90″	42″	28½″	73¼″	25″	4	123
		96″	42″	28½″	79¼″	25″	4	131
		54″	48″	28½″	37¼″	25″	4	84
		60″	48″	28½″	43¼″	25″	4	94
		66″	48″	28½″	49¼″	25″	4	103
		72″	48″	28½″	55¼″	25″	4	113
		78″	48″	28½″	55¼″	25″	4	122
		84″	48″	28½″	55¼″	25″	4	131
		90″	48″	28½″	55¼″	25″	4	141
		96″	48″	28½″	55¼″	25″	4	150
		48″	60″	28½″	31¼″	27″	4	94
		54″	60″	28½″	37¼″	27″	4	105
		66″	60″	28½″	49¼″	27″	4	129
		72″	60″	28½″	55¼″	27″	4	141
		78″	60″	28½″	61¼″	27″	4	152
		84″	60″	28½″	67¼″	27″	4	164
		90″	60″	28½″	73¼″	27″	4	176
		96″	60″	28½″	79¼″	27″	4	288

pattern no.	laminate/ flat edge	laminate/ wood edge	veneer/ flat edge	veneer/ wood edge (PE)	veneer/wood edge (AE, SE)
P3-SL42	$2,673.	$4,955.	$4,832.	$6,720.	$7,057.
P3-SL48	$2,686.	$5,438.	$4,867.	$7,519.	$7,897.
P3-SL54	$2,837.	$5,917.	$5,316.	$8,588.	$9,016.
P3-SL60	$2,851.	$6,400.	$5,456.	$8,570.	$9,000.
P3-RL40	$2,734.	$5,222.	$5,402.	$7,257.	$7,623.
P3-RL42	$2,776.	$5,350.	$5,465.	$7,398.	$7,765.
P3-RL44	$2,781.	$5,478.	$5,483.	$7,530.	$7,905.
P3-RL46	$2,914.	$5,601.	$5,651.	$7,665.	$8,046.
P3-RL48	$2,917.	$5,728.	$5,666.	$7,799.	$8,191.
P3-RL50	$2,921.	$5,852.	$5,685.	$7,931.	$8,329.
P3-RL52	$2,931.	$5,979.	$5,923.	$8,068.	$8,470.
P3-RL54	$2,935.	$6,101.	$5,937.	$8,204.	$8,614.
P3-RL56	$2,938.	$6,228.	$5,954.	$8,341.	$8,757.
P3-RL62	$2,781.	$5,581.	$5,711.	$7,654.	$8,038.
P3-RL64	$2,785.	$5,706.	$5,725.	$7,793.	$8,182.
P3-RL66	$2,919.	$5,830.	$5,895.	$7,924.	$8,321.
P3-RL68	$2,922.	$5,957.	$5,914.	$8,060.	$8,462.
P3-RL70	$2,932.	$6,085.	$5,933.	$8,194.	$8,604.
P3-RL72	$2,935.	$6,209.	$6,085.	$8,330.	$8,750.
P3-RL74	$2,938.	$6,333.	$6,102.	$8,466.	$8,891.
P3-RL76	$2,943.	$6,459.	$6,118.	$8,599.	$9,030.
P3-RL80	$2,785.	$6,190.	$5,731.	$8,311.	$8,727.
P3-RL82	$2,958.	$6,317.	$6,034.	$8,445.	$8,869.
P3-RL86	$3,128.	$6,563.	$6,266.	$8,716.	$9,150.
P3-RL88	$3,135.	$6,687.	$6,288.	$8,851.	$9,293.
P3-RL90	$3,140.	$6,813.	$6,309.	$8,986.	$9,434.
P3-RL92	$3,146.	$6,939.	$6,552.	$9,120.	$9,562.
P3-RL94	$3,152.	$7,065.	$6,576.	$9,256.	$9,719.
P3-RL96	$3,155.	$7,193.	$6,598.	$9,388.	$9,861.

Order Code

Example:	**P3-RL56-C-Z-SE-Y-A**
P3-RL56	96″ x 42″ rectangular table
C	Locking casters
Z	Medium Red Mahogany top
SE	Saarinen edge profile
Y	No grommets
A	Anodized Aluminum legs

Specify:

1. Pattern number
2. Locking castor or glide selection
3. Top finish selection
4. Edgeband selection
5. Edge profile option (veneer/wood edge only)
6. Grommet/Plexus cutout option
7. Grommet/leg finish

Finishes

Woodgrain laminate top finishes:
Light Ash (suffix 139)
Warm Ash (suffix 140)
Whitened Ash (suffix 141)
Grey Ash (suffix 142)
Classic Oak (suffix 143)
Graphite Pear (suffix 144)
Zebra (suffix 145)
Medium Cherry (suffix 124)
Natural Maple (suffix 125)
Natural Cherry (suffix 126)
Walnut (suffix 127)

Solid laminate top finishes:
Bright White (suffix 118)
Brushed Sand (suffix 122)
Folkstone Grey (suffix 114)
Jet Black (suffix 111)
Micro Grey (suffix 121)

Veneer top/edge finishes:
Brown Oak (suffix V427)
Burnt Walnut (suffix V313)
Chalk Oak (suffix V421)
Ebonized Walnut (suffix D)
Graphite Oak (suffix V513)
Light Oak (suffix V423)
Maple (suffix K)
Natural Beech (suffix B)
Old English Walnut (suffix V417)
Warm Brown Walnut (suffix J)
American Walnut (suffix AW)
Natural Oak (suffix ON)
Fumed Oak (suffix OF)
Ebonized Oak (suffix OE)

Wood edge profiles:
Autostrada edge (suffix AE)
Propeller edge (suffix PE)
Saarinen edge (suffix SE)

Flat edgeband finishes:
Black (suffix 111T)
Mink (suffix 324T)
Innertone (suffix 386T)
Platinum (suffix 367T)
Folkstone (suffix 004T)
Bright White (suffix 118T)

Molded edgeband finishes:
Black (suffix 300)
Mink (suffix 324)
Innertone (suffix 386)
Platinum (suffix 367)
Folkstone (suffix 004)
Light Grey (suffix 4)
Medium Grey (suffix 5)

Grommet finishes:
Anodized Aluminum (suffix A)
Jet Black (suffix 111)
Medium Metallic Grey (suffix 612)
Bright White (suffix 118)

Electrical

+ For more detailed information, consult the Electical section of the Propeller Manual.

Grommet options: ($47 per cutout)
Tables may be specified with zero, one or two grommets. All grommets are 3¼″ in diameter, see page 32 for details. Optional grommet-mounted power receptacles available, see page 0.

No grommet (Y)
Single grommet, center, mid-depth (GG)
Two grommets, left & right, mid-depth (AG)
Single grommet, left, mid-depth (BG)

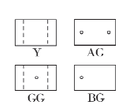

Plexus Cutout Options: ($47 per cutout)
Tables can be hardwired using pre-wired or empty boxes, or plugged in with plexus boxes with cordset. Tables may be specified with zero, one or two cutouts. To specify plexus box and for more information, see pages 0.

For no Plexus (Y)
For medium Plexus, center, mid-depth (GM)
For medium Plexus, left & right, mid-depth (AM)
For double medium Plexus, center, mid-depth (GMD)
For double medium Plexus, left & right, mid-depth (AMD)

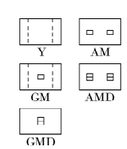

Note:
- Double Plexus AMD and GMD configurations not available on 42″ deep tables.
- Plexus box not available on 42″ square tables and 48″x 42″ tables.
- Configurations AM and AMD not available on 48″, 54″ and 60″ square tables.
- **AM and AMD are not appropriate for stand alone tables or end segments.**

Features

Maintenance:
See pages 13.

Note:
Propeller tables are certified Clean Air GOLD.

Emanuela Frattini
Propeller® Conference Table Series
Rounded Two Segment Conference Table with Standard Legs

Designer(s):
Emanuela Frattini, 1994

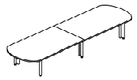

description	overall w	d	h	section width A, B	no. of legs included	top wgt (lbs.)
P3-CL Rounded rectangular table, 2 segments, with legs 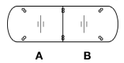	108″	42″	28½″	54″	6	140
	120″	42″	28½″	60″	6	156
	132″	42″	28½″	66″	6	172
	144″	42″	28½″	72″	6	188
	156″	42″	28½″	78″	6	204
	168″	42″	28½″	84″	6	222
	180″	42″	28½″	90″	6	238
	108″	48″	28½″	54″	6	158
	120″	48″	28½″	60″	6	176
	132″	48″	28½″	66″	6	196
	144″	48″	28½″	72″	6	214
	156″	48″	28½″	78″	6	232
	168″	48″	28½″	84″	6	252
	180″	48″	28½″	90″	6	270
	108″	60″	28½″	54″	6	196
	120″	60″	28½″	60″	6	220
	132″	60″	28½″	66″	6	244
	144″	60″	28½″	72″	6	266
	156″	60″	28½″	78″	6	290
	168″	60″	28½″	84″	6	314
	180″	60″	28½″	90″	6	336

pattern no.	laminate/ flat edge	laminate/ wood edge	veneer/ flat edge	veneer/ wood edge (PE)	veneer/wood edge (AE, SE)
P3-CL10	$5,266.	$14,923.	$11,833.	$17,258.	$18,120.
P3-CL12	$5,276.	$15,116.	$11,867.	$17,581.	$18,461.
P3-CL14	$5,453.	$15,309.	$12,102.	$17,910.	$18,805.
P3-CL16	$5,461.	$15,500.	$12,139.	$18,241.	$19,148.
P3-CL18	$5,474.	$15,690.	$12,173.	$18,567.	$19,495.
P3-CL20	$5,483.	$15,887.	$12,210.	$18,897.	$19,843.
P3-CL22	$5,492.	$16,079.	$12,244.	$19,220.	$20,186.
P3-CL30	$5,276.	$15,326.	$11,877.	$17,910.	$18,805.
P3-CL32	$5,283.	$15,519.	$11,913.	$18,241.	$19,148.
P3-CL34	$5,461.	$15,716.	$12,151.	$18,567.	$19,495.
P3-CL36	$5,474.	$15,907.	$12,192.	$18,897.	$19,843.
P3-CL38	$5,483.	$16,100.	$12,234.	$19,220.	$20,186.
P3-CL40	$5,492.	$16,291.	$12,270.	$19,550.	$20,530.
P3-CL42	$5,502.	$16,486.	$12,310.	$19,879.	$20,871.
P3-CL50	$5,496.	$16,542.	$11,958.	$19,860.	$20,854.
P3-CL52	$5,507.	$16,736.	$12,008.	$20,187.	$21,048.
P3-CL54	$5,878.	$16,928.	$12,475.	$20,516.	$21,542.
P3-CL56	$5,887.	$17,119.	$12,525.	$20,842.	$21,883.
P3-CL58	$5,900.	$17,312.	$12,569.	$21,169.	$22,225.
P3-CL60	$5,911.	$17,506.	$12,621.	$21,502.	$22,572.
P3-CL62	$5,922.	$17,699.	$12,665.	$21,823.	$22,913.

Note: Order 2 additional legs if tables will be seperated

Order Code

Example:	**P3-CL10-G-K-AE-HG-HG-A**
P3-CL10	108″ x 42″ rounded rectangular table, 2 segments
G	Glides
K	Maple veneer top
AE	Autostrada edge profile
HG	Single grommet, outside, segment A
HG	Single grommet, outside, segment B
A	Anodized Aluminum grommet and leg finish

Specify:

1. Pattern number
2. Locking caster or glide option
3. Top finish selection
4. Edgeband selection
5. Edge profile option (veneer/wood edge only)
6. Grommet/Plexus cutout option, segment A
7. Grommet/Plexus cutout option, segment B
8. Grommet/leg finish

Specify additional legs:

9. Pattern number
10. Leg finish

Finishes

Woodgrain laminate top finishes:
Light Ash (suffix 139)
Warm Ash (suffix 140)
Whitened Ash (suffix 141)
Grey Ash (suffix 142)
Classic Oak (suffix 143)
Graphite Pear (suffix 144)
Zebra (suffix 145)
Medium Cherry (suffix 124)
Natural Maple (suffix 125)
Natural Cherry (suffix 126)
Walnut (suffix 127)

Solid laminate top finishes:
Bright White (suffix 118)
Brushed Sand (suffix 122)
Folkstone Grey (suffix 114)
Jet Black (suffix 111)
Micro Grey (suffix 121)

Veneer top/edge finishes:
Brown Oak (suffix V427)
Burnt Walnut (suffix V313)
Chalk Oak (suffix V421)
Ebonized Walnut (suffix D)
Graphite Oak (suffix V513)
Light Oak (suffix V423)
Maple (suffix K)
Natural Beech (suffix B)
Old English Walnut (suffix V417)
Warm Brown Walnut (suffix J)
American Walnut (suffix AW)
Natural Oak (suffix ON)
Fumed Oak (suffix OF)
Ebonized Oak (suffix OE)

Wood edge profiles:
Autostrada edge (suffix AE)
Propeller edge (suffix PE)
Saarinen edge (suffix SE)

Flat edgeband finishes:
Black (suffix 111T)
Mink (suffix 324T)
Innertone (suffix 386T)
Platinum (suffix 367T)
Folkstone (suffix 004T)
Bright White (suffix 118T)

Molded edgeband finishes:
Black (suffix 300)
Mink (suffix 324)
Innertone (suffix 386)
Platinum (suffix 367)
Folkstone (suffix 004)
Light Grey (suffix 4)
Medium Grey (suffix 5)

Grommet finishes:
Anodized Aluminum (suffix A)
Jet Black (suffix 111)
Medium Metallic Grey (suffix 612)
Bright White (suffix 118)

Electrical

+ For more detailed information, consult the Electrical section of the Propeller Manual.

Grommet options: ($47 per cutout)
Individual table segments may be specified with zero, one or two grommets. All grommets are 3¼″ in diameter, see page 32 for details. Optional grommet-mounted power receptacles available, see page 0.

No grommet (Y)
Single grommet, center, mid-depth (GG)
Two grommets, left & right, mid-depth (AG)
Single grommet, right, mid-depth (HG)
Single grommet, left, mid-depth (BG)

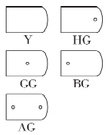

Plexus Cutout Options: ($47 per cutout)
Table can be hardwired using pre-wired or empty boxes, or plugged in with plexus boxes with cordset. Individual table segments may be specified with zero, one or two cutouts. To specify plexus box and for more information, see pages 0.

For no Plexus (Y)
For medium Plexus, center, mid-depth (GM)
For medium Plexus, left & right, mid-depth (AM)
For double medium Plexus, center, mid-depth (GMD)
For double medium Plexus, left & right, mid-depth (AMD)

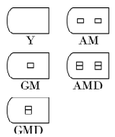

Note:
- Double Plexus AMD and GMD configurations not available on 42″ deep tables.
- **AM and AMD are not appropriate for stand alone tables or end segments.**

Features

Maintenance:
See pages 13.

Note:
Propeller tables are certified Clean Air GOLD.

Emanuela Frattini
Propeller® Conference Table Series
Rounded Three Segment Conference Tables with Standard Legs

Designer(s):
Emanuela Frattini, 1994

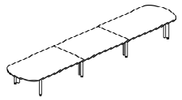

P3-FL Rounded rectangular table, 3 segments, with legs

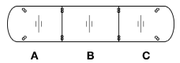

description	overall w	d	h	section width A,C	section width B	no. of legs incl.	top wgt (lbs.)
	192″	42″	28½″	60″	72″	8	248
	204″	42″	28½″	72″	60″	8	262
	216″	42″	28½″	72″	72″	8	286
	228″	42″	28½″	78″	72″	8	302
	240″	42″	28½″	84″	72″	8	320
	252″	42″	28½″	90″	72″	8	336
	192″	48″	28½″	60″	72″	8	289
	204″	48″	28½″	72″	60″	8	308
	216″	48″	28½″	72″	72″	8	327
	228″	48″	28½″	78″	72″	8	345
	240″	48″	28½″	84″	72″	8	365
	252″	48″	28½″	90″	72″	8	383
	192″	60″	28½″	60″	72″	8	359
	204″	60″	28½″	72″	60″	8	383
	216″	60″	28½″	72″	72″	8	407
	228″	60″	28½″	78″	72″	8	431
	240″	60″	28½″	84″	72″	8	455
	252″	60″	28½″	90″	72″	8	477

pattern no.	laminate/ flat edge	laminate/ wood edge	veneer/ flat edge	veneer/ wood edge (PE)	veneer/wood edge (AE, SE)
P3-FL06	$7,988.	$19,744.	$17,778.	$24,495.	$25,721.
P3-FL10	$8,244.	$20,244.	$17,857.	$25,033.	$26,288.
P3-FL12	$8,377.	$20,493.	$18,056.	$25,307.	$26,573.
P3-FL14	$8,408.	$20,689.	$18,156.	$25,634.	$26,914.
P3-FL16	$8,436.	$20,882.	$18,257.	$25,959.	$27,258.
P3-FL18	$8,470.	$21,074.	$18,357.	$26,291.	$27,606.
P3-FL26	$8,217.	$20,554.	$17,932.	$25,236.	$26,497.
P3-FL30	$8,464.	$20,938.	$18,339.	$25,892.	$27,186.
P3-FL32	$8,496.	$21,128.	$18,445.	$26,219.	$27,529.
P3-FL34	$8,526.	$21,324.	$18,554.	$26,550.	$27,877.
P3-FL36	$8,560.	$21,517.	$18,660.	$26,877.	$28,219.
P3-FL38	$8,595.	$21,710.	$18,768.	$27,205.	$28,565.
P3-FL46	$8,562.	$22,500.	$18,382.	$28,121.	$29,530.
P3-FL50	$9,027.	$22,886.	$19,179.	$28,680.	$30,114.
P3-FL52	$9,062.	$23,080.	$19,300.	$28,961.	$30,405.
P3-FL54	$9,095.	$23,274.	$19,419.	$29,284.	$30,752.
P3-FL56	$9,133.	$23,466.	$19,542.	$29,616.	$31,097.
P3-FL58	$9,167.	$23,657.	$19,661.	$29,942.	$31,438.

Note: Order 4 additional legs if table will be separated.

Order Code

Example:	**P3-FL10-G-SL-R6-Y-GMD-Y-GG-612**
P3-FL10	204″ x 42″ rounded rectangular table, 3 segments
G	Glides
SL	Slate laminate tops
R6	Medium Grey edgeband
Y	Single grommet, center, mid-depth, segment A
GMD	Double medium plexus, center, segment B
612	Medium Metallic Grey grommet and leg finish

Specify:

1. Pattern number
2. Locking caster or glide option
3. Top finish selection
4. Edgeband selection
5. Edge profile option (veneer/wood edge only)
6. Grommet/Plexus cutout option, segment A
7. Grommet/Plexus option, segment B
8. Grommet/Plexus option, segment C

Specify additioanl legs:

9. Pattern number
10. Leg finish

Finishes

Woodgrain laminate top finishes:
Light Ash (suffix 139)
Warm Ash (suffix 140)
Whitened Ash (suffix 141)
Grey Ash (suffix 142)
Classic Oak (suffix 143)
Graphite Pear (suffix 144)
Zebra (suffix 145)
Medium Cherry (suffix 124)
Natural Maple (suffix 125)
Natural Cherry (suffix 126)
Walnut (suffix 127)

Solid laminate top finishes:
Bright White (suffix 118)
Brushed Sand (suffix 122)
Folkstone Grey (suffix 114)
Jet Black (suffix 111)
Micro Grey (suffix 121)

Veneer top/edge finishes:
Brown Oak (suffix V427)
Burnt Walnut (suffix V313)
Chalk Oak (suffix V421)
Ebonized Walnut (suffix D)
Graphite Oak (suffix V513)
Light Oak (suffix V423)
Maple (suffix K)
Natural Beech (suffix B)
Old English Walnut (suffix V417)
Warm Brown Walnut (suffix J)
American Walnut (suffix AW)
Natural Oak (suffix ON)
Fumed Oak (suffix OF)
Ebonized Oak (suffix OE)

Wood edge profiles:
Autostrada edge (suffix AE)
Propeller edge (suffix PE)
Saarinen edge (suffix SE)

Flat edgeband finishes:
Black (suffix 111T)
Mink (suffix 324T)
Innertone (suffix 386T)
Platinum (suffix 367T)
Folkstone (suffix 004T)
Bright White (suffix 118T)

Molded edgeband finishes:
Black (suffix 300)
Mink (suffix 324)
Innertone (suffix 386)
Platinum (suffix 367)
Folkstone (suffix 004)
Light Grey (suffix 4)
Medium Grey (suffix 5)

Grommet finishes:
Anodized Aluminum (suffix A)
Jet Black (suffix 111)
Medium Metallic Grey (suffix 612)
Bright White (suffix 118)

Electrical

+ For more detailed information. consult the Electrical section of the Propeller Manual.

Grommet options: ($47 per cutout)
Individual table segments may be specified with zero, one or two grommets. All grommets are 3 1/4″ in diameter, see page 32 for details. Optional grommet-mounted power receptacles available, see page 0.

No grommet (Y)
Single grommet, center, mid-depth (GG)
Two grommets, left & right, mid-depth (AG)
Single grommet, right, mid-depth (HG)
Single grommet, left, mid-depth (BG)

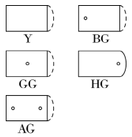

Plexus Cutout Options: ($47 per cutout)
Tables can be hardwired using pre-wired or empty boxes, or plugged in with plexus boxes with cordset. Individual table segments may be specified with zero, one or two cutouts. To specify plexus box and for more information, see pages 0.

For no Plexus (Y)
For medium Plexus, center, mid-depth (GM)
For medium Plexus, left & right, mid-depth (AM)
For double medium Plexus, center, mid-depth (GMD)
For double medium Plexus, left and right, mid-depth (AMD)

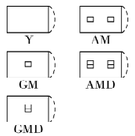

Note:
- Double Plexus AMD and GMD configurations not available on 42″ deep tables.
- **AM and AMD are not appropriate for stand alone tables or end segments.**

Features

Maintenance:
See pages 13.

Note:
Propeller tables are certified Clean Air GOLD.

Emanuela Frattini
Propeller® Conference Table Series
Rounded Four Segment Conference Tables with Standard Legs

Designer(s):
Emanuela Frattini, 1994

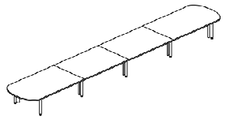

P3-EL Rounded rectangular table, 4 segments, with legs

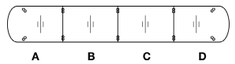

description	total w	d	h	section width A,D	section width B,C	no. of legs incl.	top wgt. (lbs.)
	264″	42″	28½″	72″	60″	10	352
	276″	42″	28½″	78″	60″	10	368
	288″	42″	28½″	78″	66″	10	384
	300″	42″	28½″	84″	66″	10	402
	312″	42″	28½″	84″	72″	10	418
	324″	42″	28½″	90″	72″	10	434
	264″	48″	28½″	72″	60″	10	402
	276″	48″	28½″	78″	60″	10	420
	288″	48″	28½″	78″	66″	10	438
	300″	48″	28½″	84″	66″	10	458
	312″	48″	28½″	84″	72″	10	478
	324″	48″	28½″	90″	72″	10	496
	264″	60″	28½″	72″	60″	10	500
	276″	60″	28½″	78″	60″	10	524
	288″	60″	28½″	78″	66″	10	548
	300″	60″	28½″	84″	66″	10	572
	312″	60″	28½″	84″	72″	10	596
	324″	60″	28½″	90″	72″	10	618

pattern no.	laminate/ flat edge	laminate/ wood edge	veneer/ flat edge	veneer/ wood edge (PE)	veneer/wood edge (AE, SE)
P3-EL10	$11,286.	$19,454.	$24,823.	$27,646.	$29,028.
P3-EL12	$11,326.	$19,706.	$24,941.	$27,917.	$29,312.
P3-EL14	$11,364.	$19,957.	$25,065.	$28,187.	$29,596.
P3-EL16	$11,405.	$20,204.	$25,187.	$28,453.	$29,878.
P3-EL18	$11,442.	$20,453.	$25,310.	$28,729.	$30,166.
P3-EL20	$11,482.	$20,706.	$25,433.	$28,998.	$30,449.
P3-EL30	$11,474.	$20,380.	$25,412.	$28,689.	$30,123.
P3-EL32	$11,512.	$20,634.	$25,541.	$28,961.	$30,405.
P3-EL34	$11,554.	$20,882.	$25,670.	$29,229.	$30,691.
P3-EL36	$11,593.	$21,128.	$25,799.	$29,501.	$30,975.
P3-EL38	$11,630.	$21,383.	$25,928.	$29,769.	$31,256.
P3-EL40	$11,672.	$21,632.	$26,061.	$30,038.	$31,543.
P3-EL50	$12,292.	$23,234.	$26,649.	$31,830.	$33,420.
P3-EL52	$12,332.	$23,404.	$26,790.	$32,085.	$33,688.
P3-EL54	$12,374.	$23,735.	$26,935.	$32,373.	$33,992.
P3-EL56	$12,420.	$24,064.	$27,080.	$32,659.	$34,291.
P3-EL58	$12,460.	$24,310.	$27,221.	$32,932.	$34,578.
P3-EL60	$12,502.	$24,567.	$27,368.	$33,201.	$34,860.

Note: Order 6 additional legs if tables will be separated.

Order Code

Example:	**P3-EL32-G-125-PE-Y-GM-GM-Y-A**
P3-EL32	276″ x 48″ rounded rectangular table, 4 segments
G	Glides
125	Natural Maple laminate top
PE	Propeller edge
Y	No plexus, segment A
GM	Single grommet, center, mid-depth, segment B
GM	Single grommet, center, mid-depth, segment C
Y	No plexus, segment D
A	Aluminum grommet and leg finish

Specify:

1. Pattern number
2. Locking caster or glide option
3. Top finish selection
4. Edgeband selection
5. Edge profile option (veneer/wood edge only)
6. Grommet/Plexus cutout option, segment A
7. Grommet/Plexus cutout option, segment B
8. Grommet/Plexus cutout option, segment C
9. Grommet/Plexus sutout option, segment D
10. Grommet.leg finish

Specify additional legs

11. Pattern number
12. Leg finish

Finishes

Woodgrain laminate top finishes:
Light Ash (suffix 139)
Warm Ash (suffix 140)
Whitened Ash (suffix 141)
Grey Ash (suffix 142)
Classic Oak (suffix 143)
Graphite Pear (suffix 144)
Zebra (suffix 145)
Medium Cherry (suffix 124)
Natural Maple (suffix 125)
Natural Cherry (suffix 126)
Walnut (suffix 127)

Solid laminate top finishes:
Bright White (suffix 118)
Brushed Sand (suffix 122)
Folkstone Grey (suffix 114)
Jet Black (suffix 111)
Micro Grey (suffix 121)

Veneer top/edge finishes:
Brown Oak (suffix V427)
Burnt Walnut (suffix V313)
Chalk Oak (suffix V421)
Ebonized Walnut (suffix D)
Graphite Oak (suffix V513)
Light Oak (suffix V423)
Maple (suffix K)
Natural Beech (suffix B)
Old English Walnut (suffix V417)
Warm Brown Walnut (suffix J)
American Walnut (suffix AW)
Natural Oak (suffix ON)
Fumed Oak (suffix OF)
Ebonized Oak (suffix OE)

Wood edge profiles:
Autostrada edge (suffix AE)
Propeller edge (suffix PE)
Saarinen edge (suffix SE)

Flat edgeband finishes:
Black (suffix 111T)
Mink (suffix 324T)
Innertone (suffix 386T)
Platinum (suffix 367T)
Folkstone (suffix 004T)
Bright White (suffix 118T)

Molded edgeband finishes:
Black (suffix 300)
Mink (suffix 324)
Innertone (suffix 386)
Platinum (suffix 367)
Folkstone (suffix 004)
Light Grey (suffix 4)
Medium Grey (suffix 5)

Grommet finishes:
Anodized Aluminum (suffix A)
Jet Black (suffix 111)
Medium Metallic Grey (suffix 612)
Bright White (suffix 118)

Electrical

+ For more detailed information, consult the Electrical section of the Propeller Manual.

Grommet options: ($47 per cutout)
Individual table segments may be specified with zero, one or two grommets. All grommets are 3 1/4″ in diameter, see page 32 for details. Optional grommet-mounted power receptacles available, see page 0.

No grommet (Y)
Single grommet, center, mid-depth (GG)
Two grommets, left & right, mid-depth (AG)
Single grommet, right, mid-depth (HG)
Single grommet, left, mid-depth (BG)

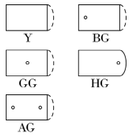

Plexus Cutout Options: ($47 per cutout)
Tables can be hardwired using pre-wired or empty boxes, or plugged in with plexus boxes with cordset. Individual table segments may be specified with zero, one or two cutouts. To specify plexus box and for more information, see pages 0.

For no Plexus (Y)
For medium Plexus, center, mid-depth (GM)
For medium Plexus, left & right, mid-depth (AM)
For double medium Plexus, center, mid-depth (GMD)
For double medium Plexus, left and right, mid-depth (AMD)

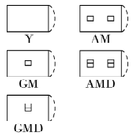

Note:
- Double Plexus AMD and GMD configurations not available on 42″ deep tables.
- **AM and AMD are not appropriate for stand alone tables or end segments.**

Features

Maintenance:
See pages 13.

Note:
Propeller tables are certified Clean Air GOLD.

Emanuela Frattini
Propeller® Conference Table Series
Rectangular Two Segment Conference Table with Standard Legs

Designer(s):
Emanuela Frattini, 1994

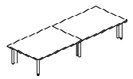

description	overall w	d	h	section width, A,B	no. of legs incl.	top wgt. (lbs.)
P3-SL Rectangular table, 2 segments with legs 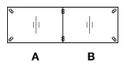	108″	42″	28½″	54″	6	148
	120″	42″	28½″	60″	6	164
	132″	42″	28½″	66″	6	180
	144″	42″	28½″	72″	6	196
	108″	48″	28½″	54″	6	168
	120″	48″	28½″	60″	6	188
	132″	48″	28½″	66″	6	206
	144″	48″	28½″	72″	6	226
	108″	60″	28½″	54″	6	210
	120″	60″	28½″	60″	6	234
	132″	60″	28½″	66″	6	258
	144″	60″	28½″	72″	6	282

pattern no.	laminate/ flat edge	laminate/ wood edge	veneer/ flat edge	veneer/ wood edge (PE)	veneer/wood edge (AE, SE)
P3-SL10	$5,036.	$9,967.	$10,265.	$14,056.	$14,758.
P3-SL12	$5,131.	$10,220.	$10,297.	$14,324.	$15,040.
P3-SL14	$5,207.	$10,470.	$10,632.	$14,596.	$15,326.
P3-SL16	$5,260.	$10,717.	$10,689.	$14,865.	$15,606.
P3-SL30	$5,046.	$10,429.	$10,750.	$14,575.	$15,304.
P3-SL32	$5,141.	$10,682.	$10,787.	$14,847.	$15,590.
P3-SL34	$5,212.	$10,932.	$11,129.	$15,116.	$15,872.
P3-SL36	$5,268.	$11,184.	$11,162.	$15,386.	$16,154.
P3-SL50	$5,452.	$11,894.	$11,441.	$16,154.	$16,960.
P3-SL52	$5,919.	$12,071.	$11,863.	$16,406.	$17,230.
P3-SL53	$5,950.	$12,399.	$11,920.	$16,694.	$17,528.
P3-SL56	$6,017.	$12,647.	$12,011.	$16,967.	$17,814.

Note: Order 2 additional legs if tables will be seperated

Order Code

Example:	**P3-SL10-G-K-R5-BG-BG-A**
P3-SL10	108″ x 42″ rectangular table, 2 segments
G	Glides
K	Maple veneer top
R5	Black edgeband
BG	Single grommet, side, segment A
BG	Single grommet, side, segment B
A	Anodized Aluminum grommet and leg finish

Specify:

1. Pattern number
2. Locking caster or glide option
3. Top finish selection
4. Edgeband selection
5. Edge profile option (veneer/wood edge only)
6. Grommet/Plexus cutout option, segment A
7. Grommet/Plexus cutout option, segment B
8. Grommet/leg finish

Finishes

Woodgrain laminate top finishes:
Light Ash (suffix 139)
Warm Ash (suffix 140)
Whitened Ash (suffix 141)
Grey Ash (suffix 142)
Classic Oak (suffix 143)
Graphite Pear (suffix 144)
Zebra (suffix 145)
Medium Cherry (suffix 124)
Natural Maple (suffix 125)
Natural Cherry (suffix 126)
Walnut (suffix 127)

Solid laminate top finishes:
Bright White (suffix 118)
Brushed Sand (suffix 122)
Folkstone Grey (suffix 114)
Jet Black (suffix 111)
Micro Grey (suffix 121)

Veneer top/edge finishes:
Brown Oak (suffix V427)
Burnt Walnut (suffix V313)
Chalk Oak (suffix V421)
Ebonized Walnut (suffix D)
Graphite Oak (suffix V513)
Light Oak (suffix V423)
Maple (suffix K)
Natural Beech (suffix B)
Old English Walnut (suffix V417)
Warm Brown Walnut (suffix J)
American Walnut (suffix AW)
Natural Oak (suffix ON)
Fumed Oak (suffix OF)
Ebonized Oak (suffix OE)

Wood edge profiles:
Autostrada edge (suffix AE)
Propeller edge (suffix PE)
Saarinen edge (suffix SE)

Flat edgeband finishes:
Black (suffix 111T)
Mink (suffix 324T)
Innertone (suffix 386T)
Platinum (suffix 367T)
Folkstone (suffix 004T)
Bright White (suffix 118T)

Molded edgeband finishes:
Black (suffix 300)
Mink (suffix 324)
Innertone (suffix 386)
Platinum (suffix 367)
Folkstone (suffix 004)
Light Grey (suffix 4)
Medium Grey (suffix 5)

Grommet finishes:
Anodized Aluminum (suffix A)
Jet Black (suffix 111)
Medium Metallic Grey (suffix 612)
Bright White (suffix 118)

Electrical

+ For more detailed information, consult the Electrical section of the Propeller Manual.

Grommet options: ($47 per cutout)
Individual table segments may be specified with zero, one or two grommets. All grommets are 3 1/4″ in diameter, see page 32 for details. Optional grommet-mounted power receptacles available, see page 0.

No grommet (Y)
Single grommet, center (GG)
Two grommets, left & right (AG)
Single grommet, right (BG)

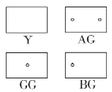

Plexus Cutout Options: ($47 per cutout)
Tables can be hardwired using pre-wired or empty boxes, or plugged in with plexus boxes with cordset. Individual table segments may be specified with zero, one or two cutouts. To specify plexus box and for more information, see pages 0.

For no Plexus (Y)
For medium Plexus, center, mid-depth (GM)
For medium Plexus, left & right, mid-depth (AM)
For double medium Plexus, center, mid-depth (GMD)
For double medium Plexus, left and right, mid-depth (AMD)

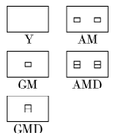

Note:
- Double Plexus AMD and GMD configurations not available on 42″ deep tables.
- **AM and AMD are not appropriate for stand alone tables or end segments.**

Features

Maintenance:
See pages 13.

Note:
Propeller tables are certified Clean Air GOLD.

Emanuela Frattini
Propeller® Conference Table Series
Rectangular Three Segment Conference Table with Standard Legs

Designer(s):
Emanuela Frattini, 1994

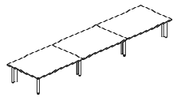

P3-TL Rectangular table, 3 segments, with legs

description	total w	d	h	section width A,C	section width B	no. of legs incl.	top wgt. (lbs.)
P3-TL Rectangular table, 3 segments, with legs	156″	42″	28½″	54″	48″	8	214
	168″	42″	28½″	60″	48″	8	230
	180″	42″	28½″	60″	60″	8	246
	192″	42″	28½″	66″	60″	8	262
	204″	42″	28½″	72″	60″	8	278
	216″	42″	28½″	72″	72″	8	294
	156″	48″	28½″	54″	48″	8	243
	168″	48″	28½″	60″	48″	8	263
	180″	48″	28½″	60″	60″	8	282
	192″	48″	28½″	66″	60″	8	300
	204″	48″	28½″	72″	60″	8	320
	216″	48″	28½″	72″	72″	8	339
	156″	60″	28½″	54″	48″	8	304
	168″	60″	28½″	60″	48″	8	328
	180″	60″	28½″	60″	60″	8	351
	192″	60″	28½″	66″	60″	8	375
	204″	60″	28½″	72″	60″	8	399
	216″	60″	28½″	72″	72″	8	423

pattern no.	laminate/ flat edge	laminate/ wood edge	veneer/ flat edge	veneer/ wood edge (PE)	veneer/wood edge (AE, SE)
P3-TL10	$7,116.	$14,460.	$15,074.	$20,581.	$21,609.
P3-TL12	$7,212.	$14,710.	$15,108.	$20,851.	$21,896.
P3-TL14	$7,359.	$14,959.	$15,130.	$21,120.	$22,176.
P3-TL16	$7,432.	$15,211.	$15,469.	$21,392.	$22,463.
P3-TL18	$7,487.	$15,463.	$15,524.	$21,663.	$22,745.
P3-TL20	$7,548.	$15,716.	$15,720.	$21,932.	$23,030.
P3-TL30	$7,226.	$15,134.	$15,824.	$21,362.	$22,431.
P3-TL32	$7,327.	$15,386.	$15,871.	$21,632.	$22,714.
P3-TL34	$7,383.	$15,655.	$15,906.	$21,903.	$22,996.
P3-TL36	$7,461.	$15,907.	$16,261.	$22,171.	$23,279.
P3-TL38	$7,521.	$16,154.	$16,312.	$22,443.	$23,563.
P3-TL40	$7,592.	$16,406.	$16,514.	$22,710.	$23,845.
P3-TL50	$7,902.	$17,350.	$17,036.	$23,735.	$24,920.
P3-TL52	$8,390.	$17,525.	$17,495.	$23,987.	$25,187.
P3-TL54	$8,646.	$17,738.	$17,760.	$24,243.	$25,456.
P3-TL56	$8,683.	$18,069.	$17,845.	$24,537.	$25,763.
P3-TL58	$8,764.	$18,315.	$17,967.	$24,803.	$26,043.
P3-TL60	$8,808.	$18,606.	$18,026.	$25,085.	$26,335.

Note: Order 4 additional legs if tables will be seperated

Order Code

Example:	**P3-TL10-G-SL-5-GG-AG-GG-612**
P3-TL10	156″ x 42″ rounded rectangular table, 3 segments
G	Glides
SL	Slate laminate top
5	Medium Grey edgeband
GG	Single grommet, center, segment A
AG	Two grommets, left and right, mid-depth, segment B
GG	Single grommet, center, segment C
612	Medium Metallic Grey grommet and leg finish

Specify:

1. Pattern number
2. Locking caster or glide option
3. Top finish selection
4. Edgeband selection
5. Edge profile option (veneer/wood edge only)
6. Grommet/Plexus cutout option, segment A
7. Grommet/Plexus cutout option, segment B
8. Grommet/Plexus cutout option, segment C
9. Grommet/leg finish

Finishes

Woodgrain laminate top finishes:
Light Ash (suffix 139)
Warm Ash (suffix 140)
Whitened Ash (suffix 141)
Grey Ash (suffix 142)
Classic Oak (suffix 143)
Graphite Pear (suffix 144)
Zebra (suffix 145)
Medium Cherry (suffix 124)
Natural Maple (suffix 125)
Natural Cherry (suffix 126)
Walnut (suffix 127)

Solid laminate top finishes:
Bright White (suffix 118)
Brushed Sand (suffix 122)
Folkstone Grey (suffix 114)
Jet Black (suffix 111)
Micro Grey (suffix 121)

Veneer top/edge finishes:
Brown Oak (suffix V427)
Burnt Walnut (suffix V313)
Chalk Oak (suffix V421)
Ebonized Walnut (suffix D)
Graphite Oak (suffix V513)
Light Oak (suffix V423)
Maple (suffix K)
Natural Beech (suffix B)
Old English Walnut (suffix V417)
Warm Brown Walnut (suffix J)
American Walnut (suffix AW)
Natural Oak (suffix ON)
Fumed Oak (suffix OF)
Ebonized Oak (suffix OE)

Wood edge profiles:
Autostrada edge (suffix AE)
Propeller edge (suffix PE)
Saarinen edge (suffix SE)

Flat edgeband finishes:
Black (suffix 111T)
Mink (suffix 324T)
Innertone (suffix 386T)
Platinum (suffix 367T)
Folkstone (suffix 004T)
Bright White (suffix 118T)

Molded edgeband finishes:
Black (suffix 300)
Mink (suffix 324)
Innertone (suffix 386)
Platinum (suffix 367)
Folkstone (suffix 004)
Light Grey (suffix 4)
Medium Grey (suffix 5)

Grommet finishes:
Anodized Aluminum (suffix A)
Jet Black (suffix 111)
Medium Metallic Grey (suffix 612)
Bright White (suffix 118)

Electrical

+ For more detailed information, consult the Electrical section of the Propeller Manual.

Grommet options: ($47 per cutout)
Individual table segments may be specified with zero, one or two grommets. All grommets are 3¼″ in diameter, see page 32 for details. Optional grommet-mounted power receptacles available, see page 0.

No grommet (Y)
Single grommet, center, mid-depth (GG)
Two grommets, left & right, mid-depth (AG)
Single grommet, side (BG)

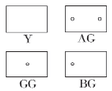

Plexus Cutout Options: ($47 per cutout)
Tables can be hardwired using pre-wired or empty boxes, or plugged in with plexus boxes with cordset. Individual table segments may be specified with zero, one or two cutouts. To specify plexus box and for more information, see pages 0.

For no Plexus (Y)
For medium Plexus, center, mid-depth (GM)
For medium Plexus, left & right, mid-depth (AM)
For double medium Plexus, center, mid-depth (GMD)
For double medium Plexus, left and right, mid-depth (AMD)

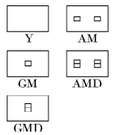

Note:
- Double Plexus AMD and GMD configurations not available on 42″ deep tables.
- **AM and AMD are not appropriate for stand alone tables or end segments.**

Features

Maintenance:
See pages 13.

Note:
Propeller tables are certified Clean Air GOLD.

Emanuela Frattini
Propeller® Conference Table Series
Rectangular Four Segment Conference Table with Standard Legs

Designer(s):
Emanuela Frattini, 1994

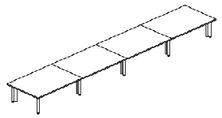

P3-VL Rectangular table, 4 segments, with legs

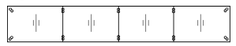

description	total w	d	h	section width A,D	section width B,C	no. of legs incl.	top wgt. (lbs.)
P3-VL Rectangular table, 4 segments, with legs	228″	42″	28½″	60″	54″	10	312
	240″	42″	28½″	60″	60″	10	328
	252″	42″	28½″	66″	60″	10	344
	264″	42″	28½″	66″	66″	10	360
	276″	42″	28½″	72″	66″	10	376
	288″	42″	28½″	72″	72″	10	392
	228″	48″	28½″	60″	54″	10	356
	240″	48″	28½″	60″	60″	10	376
	252″	48″	28½″	66″	60″	10	394
	264″	48″	28½″	66″	66″	10	412
	276″	48″	28½″	72″	66″	10	432
	288″	48″	28½″	72″	72″	10	452
	228″	60″	28½″	60″	54″	10	444
	240″	60″	28½″	60″	60″	10	468
	252″	60″	28½″	66″	60″	10	492
	264″	60″	28½″	66″	66″	10	516
	276″	60″	28½″	72″	66″	10	540
	288″	60″	28½″	72″	72″	10	564

pattern no.	laminate/ flat edge	laminate/ wood edge	veneer/ flat edge	veneer/ wood edge (PE)	veneer/wood edge (AE, SE)
P3-VL10	$9,469.	$19,454.	$19,882.	$27,646.	$29,028.
P3-VL12	$9,577.	$19,706.	$19,948.	$27,917.	$29,312.
P3-VL14	$9,672.	$19,957.	$20,355.	$28,187.	$29,505.
P3-VL16	$9,758.	$20,204.	$20,723.	$28,453.	$29,878.
P3-VL18	$9,824.	$20,453.	$20,815.	$28,729.	$30,166.
P3-VL20	$9,894.	$20,706.	$20,901.	$28,998.	$30,449.
P3-VL30	$9,585.	$20,380.	$21,167.	$28,689.	$30,123.
P3-VL32	$9,697.	$20,634.	$21,241.	$28,961.	$30,405.
P3-VL34	$9,783.	$20,882.	$21,625.	$29,229.	$30,691.
P3-VL36	$9,869.	$21,128.	$22,006.	$29,501.	$30,975.
P3-VL38	$9,934.	$21,383.	$22,079.	$29,769.	$31,256.
P3-VL40	$10,006.	$21,632.	$22,153.	$30,038.	$31,543.
P3-VL50	$10,929.	$23,234.	$23,341.	$31,830.	$33,420.
P3-VL52	$11,429.	$23,404.	$23,820.	$32,085.	$33,688.
P3-VL54	$11,472.	$23,735.	$23,915.	$32,373.	$33,992.
P3-VL56	$11,512.	$24,064.	$24,013.	$32,659.	$34,291.
P3-VL58	$11,601.	$24,310.	$24,147.	$32,932.	$34,578.
P3-VL60	$11,692.	$24,567.	$24,281.	$33,201.	$34,860.

Note: Order 6 additional legs if tables will be seperated

Order Code

Example:	**P3-VL32-G-125-R5-Y-BG-BG-Y-A**
P3-VL32	276″ x 48″ rounded rectangular table, 4 segments
G	Glides
125	Natural Maple laminate top
R5	Black edgeband
Y	No grommet, segment A
BG	Single grommet, right, segment B
BG	Single grommet, right, segment C
Y	No grommet, segment D
A	Aluminum grommet and leg finish

Specify:

1. Pattern number
2. Locking caster or glide option
3. Top finish selection
4. Edgeband selection
5. Edge profile option (veneer/wood edge only)
6. Grommet/Plexus cutout option, segment A
7. Grommet/Plexus cutout option, segment B
8. Grommet/Plexus cutout option, segment C
9. Grommet/Plexus cutout option, segment D
10. Grommet/leg finish

Finishes

Woodgrain laminate top finishes:
Light Ash (suffix 139)
Warm Ash (suffix 140)
Whitened Ash (suffix 141)
Grey Ash (suffix 142)
Classic Oak (suffix 143)
Graphite Pear (suffix 144)
Zebra (suffix 145)
Medium Cherry (suffix 124)
Natural Maple (suffix 125)
Natural Cherry (suffix 126)
Walnut (suffix 127)

Solid laminate top finishes:
Bright White (suffix 118)
Brushed Sand (suffix 122)
Folkstone Grey (suffix 114)
Jet Black (suffix 111)
Micro Grey (suffix 121)

Veneer top/edge finishes:
Brown Oak (suffix V427)
Burnt Walnut (suffix V313)
Chalk Oak (suffix V421)
Ebonized Walnut (suffix D)
Graphite Oak (suffix V513)
Light Oak (suffix V423)
Maple (suffix K)
Natural Beech (suffix B)
Old English Walnut (suffix V417)
Warm Brown Walnut (suffix J)
American Walnut (suffix AW)
Natural Oak (suffix ON)
Fumed Oak (suffix OF)
Ebonized Oak (suffix OE)

Wood edge profiles:
Autostrada edge (suffix AE)
Propeller edge (suffix PE)
Saarinen edge (suffix SE)

Flat edgeband finishes:
Black (suffix 111T)
Mink (suffix 324T)
Innertone (suffix 386T)
Platinum (suffix 367T)
Folkstone (suffix 004T)
Bright White (suffix 118T)

Molded edgeband finishes:
Black (suffix 300)
Mink (suffix 324)
Innertone (suffix 386)
Platinum (suffix 367)
Folkstone (suffix 004)
Light Grey (suffix 4)
Medium Grey (suffix 5)

Grommet finishes:
Anodized Aluminum (suffix A)
Jet Black (suffix 111)
Medium Metallic Grey (suffix 612)
Bright White (suffix 118)

Electrical

+ For more detailed information, consult the Electrical section of the Propeller Manual.

Grommet options: ($47 per cutout)
Individual table segments may be specified with zero, one or two grommets. All grommets are 3 1/4″ in diameter, see page 32 for details. Optional grommet-mounted power receptacles available, see page 0.

No grommet (Y)
Single grommet, center (GG)
Two grommets, left & right (AG)
Single grommet, right (BG)

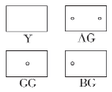

Plexus Cutout Options: ($47 per cutout)
Tables can be hardwired using pre-wired or empty boxes, or plugged in with plexus boxes with cordset. Individual table segments may be specified with zero, one or two cutouts. To specify plexus box and for more information, see pages 0.

For no Plexus (Y)
For medium Plexus, center, mid-depth (GM)
For medium Plexus, left & right, mid-depth (AM)
For double medium Plexus, center, mid-depth (GMD)
For double medium Plexus, left and right, mid-depth (AMD)

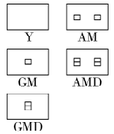

Note:
- Double Plexus AMD and GMD configurations not available on 42″ deep tables.
- **AM and AMD are not appropriate for stand alone tables or end segments.**

Features

Maintenance:
See pages 13.

Note:
Propeller tables are certified Clean Air GOLD.

Emanuela Frattini
Propeller® Conference Table Series
Conference Tables with Drum and Peanut Base Product Information

Below are only a few examples of suggested configurations using Propeller Conference tables with Drum and Peanut base.

The inherent flexibility of Propeller tables allows for applications Ideal for conference rooms and break-out areas.

Table types and configurations

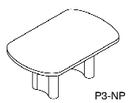
P3-NP

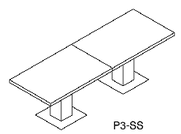
P3-SS

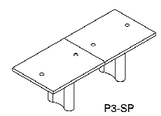
P3-SP

P3-RS

P3-DD

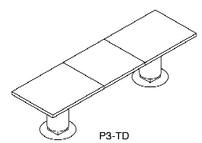
P3-TD

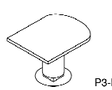
P3-BD

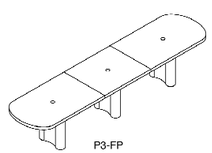
P3-FP

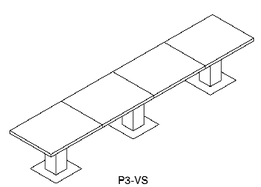
P3-VS

Ordering Information

Specify:

1. Pattern number
2. 2. Top finish selection
3. 3. Edgeband selection
4. 4. Grommet option
5. 5. Base finish

*D/P, D= Drum base, P= Peanut base

P3-RD/P	Rectangular table
P3-BD/P	Bullet conference table
P3-ND/P	Rounded rectangular table
P3-DD/P	Round conference table
P3-SD/P	Square conference table
P3-BD/P	Rounded square table
P3-SD/P	Rectangular table, 2 segments
P3-TD/P	Rectangular table, 3 segments
P3-VD/P	Rectangular table, 4 segments
P3-CD/P	Rounded rectangular table, 2 segments
P3-FD/P	Rounded rectangular table, 3 segments
P3-ED/P	Rounded rectangular table, 4 segments

Contruction

Top:
1 3/16″ thick, 3-ply, solid medium density fiberboard core with balanced backer sheet on bottom. Wood veneer or plastic laminate. Threaded inserts are die-cast zinc.

Edges:
All table edges are finished, allowing ganged tables to be separated and used individually; ABS flat edgeband and solid wood edge are available. On rectangular tables with wood edges, short sides have rectilinear edges for ganging, long side edges are chamferred.

Long side edge detail:
Solid wood



Short side edge detail:
Solid wood



Flat edgeband:
ABS flat edgeband, with integral color.

Wood Edge Profiles:
AutoStrada and Saarinen edge profiles are available as long side edge details. On rectangular tables with wood edges, short sides have rectilinear edges for ganging, long side edges are chamferred. Please contact your Knoll representative for pricing.

Long side edge detail:
AutoStrada profile = AE



Long side edge detail:
Saarinen profile = SE

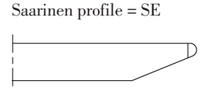

Long side edge detail:
Propeller profile = PE

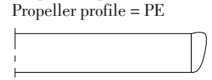

Conference tables with Drum and Peanut bases offer enhanced wire management capability and unobstructed kneespace. On most tables drum and peanut bases will be located at the center of the table or segment, some exceptions arise on tables with three and four segments, where a base is shared between two segments.

Three different Drum bases are offered, to suit varying top shapes and size of tables. Certain larger tables may require support frames under the table top. A Peanut base suits all table sizes.

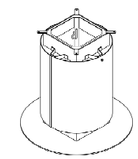

Table with drum base
Three sizes available.

Small: an 18″ round drum with a 25″ round footplate
Medium: an 18″ round drum with a 30″ round footplate
Large: a 23″ round drum with a 30″ round footplate

Please refer to base size when ordering a drum base table.

Drum base side panels are available as perforated metal with silver powder coat finish or matching veneer.

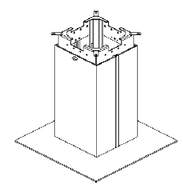

Table with square drum base
Three sizes available.

Small: a 13″ square drum with a 25″ square footplate
Medium: a 13″ square drum with a 30″ square footplate
Large: a 16 1/2″ square drum with a 30″ square footplate

Please refer to base size when ordering a square drum base table.

Square drum base side panels are available in a perforated solid metal with silver powder coat finish or matching veneer side panels.

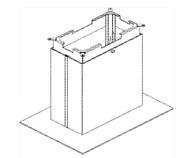

Table with rectangular drum base
Four sizes available.

Small: a 24″ x 13″ rectangular base with a 36″ x 30″ rectangular footplate
Medium: a 24″ x 13″ rectangular base with a 48″ x 30″ rectangular footplate
Large: a 31″ x 16″ rectangular base with a 36″ x 36″ rectangular footplate
X-Large: a 16″ x 31″ rectangular base with a 48″ x 36″ rectangular footplate

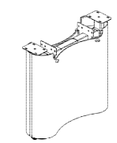

Please refer to base size when ordering a rectangular drum base table

Rectangular drum base side panels are available as solid metal with silver powder coat finish or matching veneer side panels.

Peanut base
All 42″, 48″, and 60″ tables feature the 27″ x 8″ Peanut base.

Installation

Side panels:
The side panels of the Drum are available in 18-gauge perforated metal with a silver powder coat finish or solid veneer (same finishes as veneer tops). Veneer panels interior finish, black powder coat sheet metal.

Panels feature black nylon fastners and are easily removable without tools, providing immediate access to wiring, in compliance with UL guidelines.



Field attachment of Drum and Peanut base to table top is necessary. Some larger configurations require attachment of support frame. Tops ship with pre-drilled holes for frame attachment.

Connecting plate:
For configurations using more than one segment, tops must connected using connector plates (included in box), inserted in pre-drilled holes.

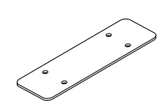

Leveling: Drum base
All Drums have leveling nuts to allow for irregularities in the floor.

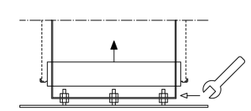

Leveling: Peanut base
All peanut bases have leveling glides to allow for irregularities in the floor.



Electrical options:
Compatible with shallow Plexus Boxes. All Drum/Peanut bases feature internal wire managment hooks. All tables with frames ship with wire management C-clips.

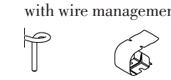

Shipping:
Tops, Drum/Peanut bases and frames are shipped separately. Drum and Peanut bases ship fully-assembled. Support frames, required for some larger tables are shipped in a box. Tops are predrilled for frame or base.

Emanuela Frattini

Propeller® Conference Table Series
Round/Rounded, Square/Rectangular and Bullet Tables with Drum Base

Designer(s):
Emanuela Frattini, 2004

description	w	d	h	base size	no. of drums	frame	table weight (lbs.)	pattern no.	laminate/ flat edge	laminate/ wood edge	veneer/ flat edge	veneer/ wood edge	veneer/wood edge (AE, SE)
P3-DD Round table with drum base		48″	28½″	S	1	N	142	**P3-DD48**	$4,439.	$6,914.	$6,339.	$8,695.	$9,133.
		54″	28½″	M	1	N	173	**P3-DD54**	$4,832.	$7,488.	$6,858.	$9,311.	$9,779.
		60″	28½″	L	1	N	202	**P3-DD60**	$4,958.	$7,604.	$7,153.	$9,608.	$10,089.
P3-MD Rounded square table with drum base		48″	28½″	M	1	N	160	**P3-MD48**	$4,826.	$7,340.	$7,668.	$9,930.	$10,429.
		54″	28½″	M	1	N	178	**P3-MD54**	$4,965.	$7,641.	$7,899.	$10,232.	$10,743.
		60″	28½″	L	1	N	209	**P3-MD60**	$5,092.	$7,793.	$8,292.	$10,664.	$11,196.
P3-ND Rounded rectangular table, with drum base	60″	48″	28½″	M	1	N	181	**P3-ND64**	$5,044.	$8,059.	$8,407.	$11,267.	$11,831.
P3-BD Bullet table, with drum base	54″	48″	28½″	M	1	N	177	**P3-BD62**	$4,961.	$8,564.	$8,119.	$10,294.	$10,807.
	60″	48″	28½″	M	1	N	186	**P3-BD64**	$4,966.	$8,600.	$8,142.	$10,386.	$10,903.
	54″	60″	28½″	L	1	N	208	**P3-BD82**	$5,292.	$9,130.	$8,737.	$10,816.	$11,358.
	60″	60″	28½″	L	1	N	220	**P3-BD84**	$5,296.	$9,164.	$8,761.	$11,087.	$11,640.
	66″	60″	28½″	L	1	N	232	**P3-BD86**	$5,471.	$9,510.	$8,974.	$11,341.	$11,907.

Order Code

Example:	**P3-ND64-K-PE-GM-WK**
P3-ND64	60″ x 48″ Rounded rectangular table
K	Maple veneer top
PE	Propeller edge profile
GM	Center plexus
WK	Maple veneer drum finish ($979 upcharge)

Specify:

1. Pattern number
2. Top finish selection
3. Edgeband selection
4. Edge profile option (veneer/wood edge only)
5. Grommet/Plexus cutout option
6. Drum base finish (upcharge for veneer drum)

Finishes

Woodgrain laminate top finishes:
Light Ash (suffix 139)
Warm Ash (suffix 140)
Whitened Ash (suffix 141)
Grey Ash (suffix 142)
Classic Oak (suffix 143)
Graphite Pear (suffix 144)
Zebra (suffix 145)
Medium Cherry (suffix 124)
Natural Maple (suffix 125)
Natural Cherry (suffix 126)
Walnut (suffix 127)

Solid laminate top finishes:
Bright White (suffix 118)
Brushed Sand (suffix 122)
Folkstone Grey (suffix 114)
Jet Black (suffix 111)
Micro Grey (suffix 121)

Veneer top/edge finishes:
Brown Oak (suffix V427)
Burnt Walnut (suffix V313)
Chalk Oak (suffix V421)
Ebonized Walnut (suffix D)
Graphite Oak (suffix V513)
Light Oak (suffix V423)
Maple (suffix K)
Natural Beech (suffix B)
Old English Walnut (suffix V417)
Ebonized Oak (suffix OE)

Wood edge profiles:
Autostrada edge (suffix AE)
Propeller edge (suffix PE)
Saarinen edge (suffix SE)

Flat edgeband finishes:
Black (suffix 111T)
Mink (suffix 324T)
Innertone (suffix 386T)
Platinum (suffix 367T)
Folkstone (suffix 004T)
Bright White (suffix 118T)

Grommet finishes:
Anodized Aluminum (suffix A)

Drum Base Finishes:
Perforated Aluminum (suffix A)

Veneer Drum Base Finishes (upcharge applies)
For veneer drum base finish, add letter W to the veneer finish code at the end of the pattern number (e.g. W-K for maple drum finish) and add appropriate upcharge as listed below. Interior: fabricated sheet metal with black powder coat finish.

1 base (small and medium) $814
1 base (large) $979

Electrical

+ For more detailed information, consult the Electrical section of the Propeller Manual.

Grommet Option: ($47 per cutout)
Tables may be specified with zero, one or two grommets. All grommets are 3¼″ in diameter, see page 52 for details. Optional grommet-mounted power receptacles available, see page 0.

For no grommet: (suffix Y)
For center grommet: (GG)
For mid depth grommet, left and right: (AG)

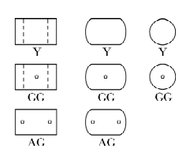

Plexus Option: ($47 per cutout)
Tables can be hardwired using pre-wired or empty boxes, or plugged in with plexus boxes with cordset. Tables may be specified with zero, one or two cutouts. All drum base can accommodate shallow medium plexus boxes, 60″ tables can also accommodate double wide shallow medium plexus boxes. To specify plexus box and for more information, see pages 0.

For no plexus: (suffix Y)
For center plexus: (GM)
For center double plexus: (GMD)

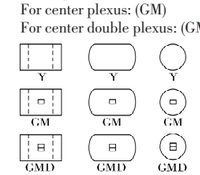

Features

Maintenance:
See pages 13 .

Frame:
Larger tables will incorporate a frame under the table. Frame is an aluminum extrusion shipped with c-clips for wire management. For tables without a frame, please see page 0 to specify C-clips seperately.

Base Location:
In most cases Drum bases will be located at the center of the table or segment - some exceptions arise on the multi-segment tables, where some drums are shared between two segments.

Note:
Propeller tables are certified Clean Air GOLD.

AM and AMD are not appropriate for stand alone tables or end segments.

Emanuela Frattini

Propeller® Conference Table Series

Rounded Two, Three and Four Segment Conference Tables with Drum Base

Designer(s):
Emanuela Frattini, 2004

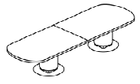

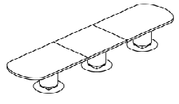

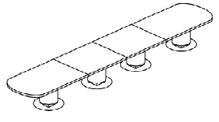

	description	total w	d	h	section width, outside	section width, inside	base size	no. of drums	frame	table wgt. (lbs.)
	P3-CD Rounded rectangular table, 2 segments, with drum base	108″	48″	28½″	54″		S	2	N	324
		120″	48″	28½″	60″		S	2	N	342
		132″	48″	28½″	66″		S	2	N	362
		144″	48″	28½″	72″		S	2	Y	380
		156″	48″	28½″	78″		S	2	Y	398
		168″	48″	28½″	84″		S	2	Y	501
		108″	60″	28½″	54″		L	2	N	416
		120″	60″	28½″	60″		L	2	N	440
		132″	60″	28½″	66″		L	2	N	464
		144″	60″	28½″	72″		L	2	Y	486
		156″	60″	28½″	78″		L	2	Y	510
		168″	60″	28½″	84″		L	2	Y	534
	P3-FD Rounded rectangular table, 3 segments, with drum base	192″	48″	28½″	60″	72″	S	3	Y	538
		204″	48″	28½″	72″	60″	S	3	Y	557
		216″	48″	28½″	72″	72″	S	3	Y	576
		228″	48″	28½″	78″	72″	S	3	Y	594
		240″	48″	28½″	84″	72″	S	3	Y	614
		252″	48″	28½″	90″	72″	S	3	Y	632
		192″	60″	28½″	60″	72″	L	3	Y	689
		204″	60″	28½″	72″	60″	L	3	Y	632
		216″	60″	28½″	72″	72″	L	3	Y	737
		228″	60″	28½″	78″	72″	L	3	Y	761
		240″	60″	28½″	84″	72″	L	3	Y	785
		252″	60″	28½″	90″	72″	L	3	Y	807

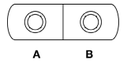

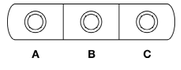

pattern no.	laminate/ flat edge	laminate/ wood edge	veneer/ flat edge	veneer/ wood edge (PE)	veneer/wood edge (AE, SE)
P3-CD30	$9,375.	$17,046.	$15,521.	$19,143.	$20,100.
P3-CD32	$9,384.	$17,122.	$15,556.	$19,248.	$20,210.
P3-CD34	$9,562.	$17,503.	$15,791.	$19,550.	$20,531.
P3-CD36	$11,062.	$18,990.	$17,275.	$21,155.	$22,212.
P3-CD38	$11,359.	$19,332.	$17,587.	$21,544.	$22,620.
P3-CD40	$14,586.	$22,437.	$20,743.	$24,867.	$26,110.
P3-CD50	$10,290.	$17,989.	$16,273.	$19,951.	$20,948.
P3-CD52	$10,298.	$18,070.	$16,316.	$20,062.	$21,064.
P3-CD54	$10,666.	$18,803.	$16,776.	$20,602.	$21,631.
P3-CD56	$12,173.	$20,286.	$18,272.	$22,210.	$23,320.
P3-CD58	$11,775.	$19,983.	$17,923.	$21,915.	$23,011.
P3-CD60	$11,907.	$20,173.	$18,084.	$22,152.	$23,258.
P3-FD26	$17,072.	$26,142.	$26,018.	$30,186.	$31,696.
P3-FD30	$17,318.	$27,705.	$26,416.	$31,178.	$32,738.
P3-FD32	$17,621.	$28,070.	$26,778.	$31,638.	$33,222.
P3-FD34	$18,032.	$28,558.	$27,253.	$32,210.	$33,821.
P3-FD36	$18,065.	$28,647.	$27,357.	$32,404.	$34,024.
P3-FD38	$18,664.	$29,286.	$28,009.	$33,166.	$34,821.
P3-FD46	$18,453.	$27,184.	$27,456.	$31,534.	$33,106.
P3-FD50	$18,921.	$30,444.	$28,234.	$33,211.	$34,873.
P3-FD52	$19,219.	$30,810.	$28,611.	$33,687.	$35,371.
P3-FD54	$19,636.	$31,305.	$29,099.	$34,275.	$35,989.
P3-FD56	$19,675.	$31,393.	$29,215.	$34,483.	$36,209.
P3-FD58	$20,274.	$32,047.	$29,883.	$35,260.	$37,024.

Order Code

Example:	**P3-ED34-117-R5-AM-AM-A**
P3-ED34	48″ x 288″ Rounded rectangular table
117	Soft Grey laminate top
R5	Black edgeband
AM	Medium plexus, left and right, segment A
AM	Medium plexus, left and right, segment B
A	Perforated drum anodized finish

Specify:

1. Pattern number
2. Top finish selection
3. Edgeband selection
4. Edge profile option (veneer/wood edge only)
5. Grommet/Plexus cutout option, segment A
6. Grommet/Plexus cutout option, segment B
7. Grommet/Plexus cutout option, segment C
8. Grommet/Plexus cutout option, segment D
9. Drum base finish (upcharge for veneer drum)

Finishes

Woodgrain laminate top finishes:
Light Ash (suffix 139)
Warm Ash (suffix 140)
Whitened Ash (suffix 141)
Grey Ash (suffix 142)
Classic Oak (suffix 143)
Graphite Pear (suffix 144)
Zebra (suffix 145)
Medium Cherry (suffix 124)
Natural Maple (suffix 125)
Natural Cherry (suffix 126)
Walnut (suffix 127)

Solid laminate top finishes:
Bright White (suffix 118)
Brushed Sand (suffix 122)
Folkstone Grey (suffix 114)
Jet Black (suffix 111)
Micro Grey (suffix 121)

Veneer top/edge finishes:
Brown Oak (suffix V427)
Burnt Walnut (suffix V313)
Chalk Oak (suffix V421)
Ebonized Walnut (suffix D)
Graphite Oak (suffix V513)
Light Oak (suffix V423)
Maple (suffix K)
Natural Beech (suffix B)
Old English Walnut (suffix V417)
Warm Brown Walnut (suffix J)
American Walnut (suffix AW)
Natural Oak (suffix ON)
Fumed Oak (suffix OF)
Ebonized Oak (suffix OE)

Wood edge profiles:
Autostrada edge (suffix AE)
Propeller edge (suffix PE)
Saarinen edge (suffix SE)

Flat edgeband finishes:
Black (suffix 111T)
Mink (suffix 324T)
Innertone (suffix 386T)
Platinum (suffix 367T)
Folkstone (suffix 004T)
Bright White (suffix 118T)

Molded edgeband finishes:
Black (suffix 300)
Mink (suffix 324)
Innertone (suffix 386)
Platinum (suffix 367)
Folkstone (suffix 004)
Light Grey (suffix 4)
Medium Grey (suffix 5)

Grommet finishes:
Anodized Aluminum (suffix A)

Drum Base finishes:
Perforated Aluminum (suffix A)

Veneer Drum Base finishes: (upcharge applies)
For veneer drum base finish, add letter W to the veneer finish code at the end of the pattern number (e.g. W-K for maple drum finish) and add appropriate upcharge as listed below. Interior: fabricated sheet metal with black powder coat finish.

2 bases (small) $1,631
2 bases (large) $1,954
3 bases (small) $2,446
3 bases (large) $2,935
4 bases (small) $3,262
4 bases (large) $3,912

Electrical

+ For more detailed information. consult the Electrical section of the Propeller Manual.

Grommet options: ($47 per cutout)
Individual table segments may be specified with zero, one or two grommets. All grommets are 3 1/4″ in diameter. Grommet cover finish will always be Anodized Aluminum, see page 52 for details. Optional grommet-mounted power receptacles available, see page 0.

No grommet (Y)
Single grommet, center, mid-depth (GG)
Two grommets, left & right, mid-depth (AG)
Single grommet, right, mid-depth (HG)
Single grommet, left, mid-depth (BG)

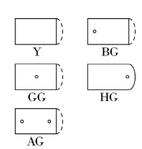

Plexus cutout options: ($47 per cutout)
Tables can be hardwired using pre-wired or empty boxes, or plugged in with plexus boxes with cordset. All drum base can accomodate shallow medium plexus boxes, 60″ tables can also accomodate double wide shallow medium plexus boxes. Individual table segments may be specified with zero, one or two cutouts. To specify plexus box and for more information, see pages 0.

For no Plexus (Y)
For medium Plexus, center, mid-depth (GM)
For medium Plexus, left & right, mid-depth (AM)
For double medium Plexus, center, mid-depth (GMD)
For double medium Plexus, left and right, mid-depth (AMD)

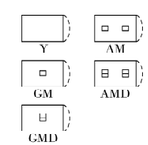

Features

Maintenance:
See pages 13 .

Frame:
Larger tables will incorporate a frame under the table. Frame is an aluminum extrusion and is shipped with C-clips for wire management. For tables without a frame, please see page 0 to specify clips seperately.

Base Location:
In most cases Drum bases will be located at the center of the table or segment - some exceptions arise on the multi-segment tables, where some drums are shared between two segments.

Note:
Propeller tables are certified Clean Air GOLD.

AM and AMD are not appropriate for stand alone tables or end segments.

Emanuela Frattini

Propeller® Conference Table Series

Rounded Two, Three and Four Segment Conference Tables with Drum Base

Designer(s):
Emanuela Frattini, 2004

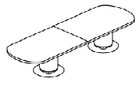

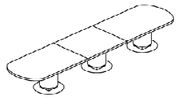

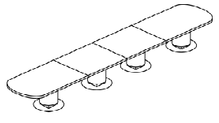

P3-ED Rounded rectangular table, 4 segments, with drum base

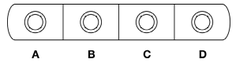

description	total w	d	h	section width, outside	section width, inside	base size	no. of drums	frame	table wgt. (lbs.)
P3-ED Rounded rectangular table, 4 segments, with drum base	264″	48″	28½″	72″	60″	S	3	Y	651
	276″	48″	28½″	78″	60″	S	3	Y	669
	288″	48″	28½″	78″	66″	S	3	Y	687
	300″	48″	28½″	84″	66″	S	4	Y	790
	312″	48″	28½″	84″	72″	S	4	Y	810
	324″	48″	28½″	90″	72″	S	4	Y	828
	264″	60″	28½″	72″	60″	L	3	Y	830
	276″	60″	28½″	78″	60″	L	3	Y	854
	288″	60″	28½″	78″	66″	L	3	Y	878
	300″	60″	28½″	84″	66″	L	4	Y	1012
	312″	60″	28½″	84″	72″	L	4	Y	1036
	324″	60″	28½″	90″	72″	L	4	Y	1058

pattern no.	laminate/ flat edge	laminate/ wood edge	veneer/ flat edge	veneer/ wood edge (PE)	veneer/wood edge (AE, SE)
P3-ED30	$20,872.	$30,770.	$33,825.	$38,998.	$40,947.
P3-ED32	$21,154.	$31,111.	$34,181.	$39,459.	$41,430.
P3-ED34	$21,192.	$31,189.	$34,308.	$39,633.	$41,618.
P3-ED36	$24,527.	$38,028.	$37,623.	$43,608.	$45,789.
P3-ED38	$24,639.	$38,028.	$37,820.	$43,902.	$46,097.
P3-ED40	$25,247.	$38,869.	$38,499.	$44,688.	$46,925.
P3-ED50	$21,689.	$32,904.	$35,023.	$40,822.	$42,865.
P3-ED52	$21,972.	$33,248.	$35,396.	$41,298.	$43,365.
P3-ED54	$22,014.	$33,329.	$35,537.	$41,537.	$43,613.
P3-ED56	$25,356.	$40,216.	$38,866.	$45,074.	$47,325.
P3-ED58	$25,468.	$40,409.	$39,080.	$45,385.	$47,654.
P3-ED60	$26,075.	$41,074.	$39,769.	$46,187.	$48,500.

Order Code

Example:	**P3-ED34-117-R5-AM-AM-A**
P3-ED34	48″ x 288″ Rounded rectangular table
117	Soft Grey laminate top
R5	Black edgeband
AM	Medium plexus, left and right, segment A
AM	Medium plexus, left and right, segment B
A	Perforated drum anodized finish

Specify:

1. Pattern number
2. Top finish selection
3. Edgeband selection
4. Edge profile option (veneer/wood edge only)
5. Grommet/Plexus cutout option, segment A
6. Grommet/Plexus cutout option, segment B
7. Grommet/Plexus cutout option, segment C
8. Grommet/Plexus cutout option, segment D
9. Drum base finish (upcharge for veneer drum)

Finishes

Woodgrain laminate top finishes:
Light Ash (suffix 139)
Warm Ash (suffix 140)
Whitened Ash (suffix 141)
Grey Ash (suffix 142)
Classic Oak (suffix 143)
Graphite Pear (suffix 144)
Zebra (suffix 145)
Medium Cherry (suffix 124)
Natural Maple (suffix 125)
Natural Cherry (suffix 126)
Walnut (suffix 127)

Solid laminate top finishes:
Bright White (suffix 118)
Brushed Sand (suffix 122)
Folkstone Grey (suffix 114)
Jet Black (suffix 111)
Micro Grey (suffix 121)

Veneer top/edge finishes:
Brown Oak (suffix V427)
Burnt Walnut (suffix V313)
Chalk Oak (suffix V421)
Ebonized Walnut (suffix D)
Graphite Oak (suffix V513)
Light Oak (suffix V423)
Maple (suffix K)
Natural Beech (suffix B)
Old English Walnut (suffix V417)
Warm Brown Walnut (suffix J)
American Walnut (suffix AW)
Natural Oak (suffix ON)
Fumed Oak (suffix OF)
Ebonized Oak (suffix OE)

Wood edge profiles:
Autostrada edge (suffix AE)
Propeller edge (suffix PE)
Saarinen edge (suffix SE)

Flat edgeband finishes:
Black (suffix 111T)
Mink (suffix 324T)
Innertone (suffix 386T)
Platinum (suffix 367T)
Folkstone (suffix 004T)
Bright White (suffix 118T)

Molded edgeband finishes:
Black (suffix 300)
Mink (suffix 324)
Innertone (suffix 386)
Platinum (suffix 367)
Folkstone (suffix 004)
Light Grey (suffix 4)
Medium Grey (suffix 5)

Grommet finishes:
Anodized Aluminum (suffix A)

Drum Base finishes:
Perforated Aluminum (suffix A)

Veneer Drum Base finishes: (upcharge applies)
For veneer drum base finish, add letter W to the veneer finish code at the end of the pattern number (e.g. W-K for maple drum finish) and add appropriate upcharge as listed below. Interior: fabricated sheet metal with black powder coat finish.

2 bases (small) $1,631
2 bases (large) $1,954
3 bases (small) $2,446
3 bases (large) $2,935
4 bases (small) $3,262
4 bases (large) $3,912

Electrical

+ For more detailed information. consult the Electrical section of the Propeller Manual.

Grommet options: ($47 per cutout)
Individual table segments may be specified with zero, one or two grommets. All grommets are 3 1/4″ in diameter. Grommet cover finish will always be Anodized Aluminum, see page 52 for details. Optional grommet-mounted power receptacles available, see page 0.

No grommet (Y)
Single grommet, center, mid-depth (GG)
Two grommets, left & right, mid-depth (AG)
Single grommet, right, mid-depth (HG)
Single grommet, left, mid-depth (BG)

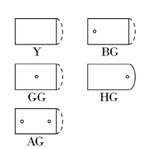

Plexus cutout options: ($47 per cutout)
Tables can be hardwired using pre-wired or empty boxes, or plugged in with plexus boxes with cordset. All drum base can accomodate shallow medium plexus boxes, 60″ tables can also accomodate double wide shallow medium plexus boxes. Individual table segments may be specified with zero, one or two cutouts. To specify plexus box and for more information, see pages 0.

For no Plexus (Y)
For medium Plexus, center, mid-depth (GM)
For medium Plexus, left & right, mid-depth (AM)
For double medium Plexus, center, mid-depth (GMD)
For double medium Plexus, left and right, mid-depth (AMD)

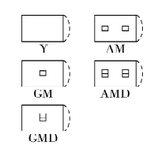

Features

Maintenance:
See pages 13 .

Frame:
Larger tables will incorporate a frame under the table. Frame is an aluminum extrusion and is shipped with C-clips for wire management. For tables without a frame, please see page 0 to specify clips seperately.

Base Location:
In most cases Drum bases will be located at the center of the table or segment - some exceptions arise on the multi-segment tables, where some drums are shared between two segments.

Note:
Propeller tables are certified Clean Air GOLD.

AM and AMD are not appropriate for stand alone tables or end segments.

Emanuela Frattini

Propeller® Conference Table Series

Square/Rectangular Conference Tables with Square/Rectangular Drum Base

Designer(s):
Emanuela Frattini

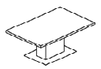

	description	overall width	d	h	base size	no. of drums	frame	table weight (lbs.)	pattern no.	laminate/ flat edge	laminate/ wood edge	veneer/ flat edge	veneer/ wood edge	veneer/wood edge (AE/SE
	P3-SS Square table, with square drum base	48″	48″	28½″	M	1	N	173	**P3-SS48**	$4,186.	$5,983.	$6,221.	$7,432.	$7,655.
		54″	54″	28½″	M	1	N	193	**P3-SS54**	$4,333.	$6,348.	$6,636.	$7,953.	$8,202.
		60″	60″	28½″	L	1	N	227	**P3-SS60**	$4,496.	$6,571.	$6,931.	$8,296.	$8,552.
	P3-RS Rectangular table, with square drum base	54″	48″	28½″	M	1	N	182	**P3-RS62**	$4,272.	$6,451.	$6,998.	$8,170.	$8,428.
		60″	48″	28½″	M	1	N	192	**P3-RS64**	$4,280.	$6,479.	$7,025.	$8,217.	$8,472.
		48″	60″	28½″	L	1	N	204	**P3-RS80**	$4,431.	$6,636.	$7,190.	$8,375.	$8,632.
		54″	60″	28½″	L	1	N	215	**P3-RS82**	$4,590.	$6,977.	$7,459.	$8,679.	$8,953.
	P3-RR Rectangular table, with rectangular drum base	72″	48″	28½″	S	1	Y	226	**P3-RR68**	$4,593.	$6,997.	$7,389.	$8,653.	$8,923.
		84″	48″	28½″	M	1	Y	267	**P3-RR72**	$6,486.	$8,953.	$9,433.	$10,773.	$11,058.
		72″	60″	28½″	L	1	Y	270	**P3-RR88**	$5,162.	$7,800.	$8,102.	$9,426.	$9,717.
		84″	60″	28½″	XL	1	Y	319	**P3-RR92**	$7,135.	$9,832.	$10,313.	$11,716.	$12,023.

Order Code

Example:	**P3-SS54-V417-SE-Y-WV417**
P3-SS54	54″ x 54″ Square table with square drum base
V417	Old English Walnut veneer top
SE	Saarinen edge detail
Y	No grommet/plexus cutout
WV417	Old English Walnut veneer drum finish

Example:

1. Pattern number
2. Top finish selection
3. Edgeband profile
4. Edge profile option (veneer/wood edge only)
5. Grommet/Plexus cutout option, segment A
6. Drum base finish (upcharge for veneer drum)

Finishes

Woodgrain laminate top finishes:
Light Ash (suffix 139)
Warm Ash (suffix 140)
Whitened Ash (suffix 141)
Grey Ash (suffix 142)
Classic Oak (suffix 143)
Graphite Pear (suffix 144)
Zebra (suffix 145)
Medium Cherry (suffix 124)
Natural Maple (suffix 125)
Natural Cherry (suffix 126)
Walnut (suffix 127)

Solid laminate top finishes:
Bright White (suffix 118)
Brushed Sand (suffix 122)
Folkstone Grey (suffix 114)
Jet Black (suffix 111)
Micro Grey (suffix 121)

Veneer top/edge finishes:
Brown Oak (suffix V427)
Burnt Walnut (suffix V313)
Chalk Oak (suffix V421)
Ebonized Walnut (suffix D)
Graphite Oak (suffix V513)
Light Oak (suffix V423)
Maple (suffix K)
Natural Beech (suffix B)
Old English Walnut (suffix V417)
Warm Brown Walnut (suffix J)
American Walnut (suffix AW)
Natural Oak (suffix ON)
Fumed Oak (suffix OF)
Ebonized Oak (suffix OE)

Wood edge profiles:
Autostrada edge (suffix AE)
Propeller edge (suffix PE)
Saarinen edge (suffix SE)

Flat edgeband finishes:
Black (suffix 111T)
Mink (suffix 324T)
Innertone (suffix 386T)
Platinum (suffix 367T)
Folkstone (suffix 004T)
Bright White (suffix 118T)

Molded edgeband finishes:
Black (suffix 300)
Mink (suffix 324)
Innertone (suffix 386)
Platinum (suffix 367)
Folkstone (suffix 004)
Light Grey (suffix 4)
Medium Grey (suffix 5)

Grommet finishes:
Anodized Aluminum (suffix A)

Drum Base finishes:
Aluminum (suffix A)

Veneer Drum Base finishes: (upcharge applies)
For veneer drum base finish, add letter W to the veneer finish code at the end of the pattern number (e.g. W-K for maple drum finish) and add appropriate upcharge as listed below. Interior: fabricated sheet metal with black powder coat finish.

Square Drum Base:
1 base (medium) $996
1 base (large) $1,151

Rectangular Drum Base:
1 base (small) $1,325
1 base (medium) $1,302
1 base (large) $1,367
1 base (x-large) $1,455

Electrical

+ For more detailed information. consult the Electrical section of the Propeller Manual.

Grommet options: ($47 per cutout)
Individual table segments may be specified with zero, one or two grommets. All grommets are 3 1/4″ in diameter. Grommet cover finish will always be Anodized Aluminum, see page 52 for details. Optional grommet-mounted power receptacles available, see page 0.

No grommet (Y)
Single grommet, center, mid-depth (GG)
Two grommets, left & right, mid-depth (AG)
Single grommet, right, mid-depth (HG)
Single grommet, left, mid-depth (BG)

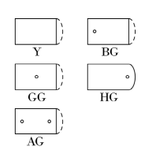

Plexus cutout options: ($47 per cutout)
Tables can be hardwired using pre-wired or empty boxes, or plugged in with plexus boxes with cordset. All drum base can accomodate shallow medium plexus boxes, 60″ tables can also accomodate double wide shallow medium plexus boxes. Individual table segments may be specified with zero, one or two cutouts. To specify plexus box and for more information, see pages 0.

For no Plexus (Y)
For medium Plexus, center, mid-depth (GM)
For medium Plexus, left & right, mid-depth (AM)
For double medium Plexus, center, mid-depth (GMD)
For double medium Plexus, left and right, mid-depth (AMD)

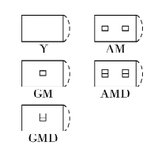

Features

Maintenance:
See pages 13 .

Frame:
Larger tables will incorporate a frame under the table. Frame is an aluminum extrusion and is shipped with C-clips for wire management. For tables without a frame, please see page 0 to specify clips separately.

Base Location:
In most cases Drum bases will be located at the center of the table or segment - some exceptions arise on the multi-segment tables, where some drums are shared between two segments.

Note:
Propeller tables are certified Clean Air GOLD.

AM and AMD are not appropriate for stand alone tables or end segments.

Emanuela Frattini

Propeller® Conference Table Series

Rectangular Two, Three and Four Segment Conference Tables with Square Drum Base

Designer(s):
Emanuela Frattini, 2004

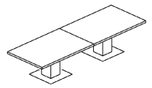

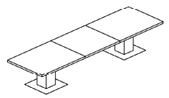

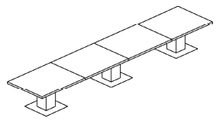

description	overall width	d	h	section width, outside	section width, inside	base size	no. of drums	frame	table weight (lbs.)
P3-SS Rectangular table, 2 segments, with square drum base	108″	48″	28½″	54″		S	2	N	334
	120″	48″	28½″	60″		S	2	N	354
	132″	48″	28½″	66″		S	2	N	372
	144″	48″	28½″	72″		S	2	Y	392
	108″	60″	28½″	54″		L	2	N	430
	120″	60″	28½″	60″		L	2	N	454
	132″	60″	28½″	66″		L	2	N	478
	144″	60″	28½″	72″		L	2	Y	502
P3-TS Rectangular table, 3 segments, with square drum base	156″	48″	28½″	54″	48″	S	2	Y	409
	168″	48″	28½″	60″	48″	S	2	Y	494
	180″	48″	28½″	60″	60″	S	3	N	549
	192″	48″	28½″	66″	60″	S	3	N	549
	204″	48″	28½″	72″	60″	S	3	Y	569
	216″	48″	28½″	72″	72″	S	3	Y	588
	156″	60″	28½″	54″	48″	L	2	Y	524
	168″	60″	28½″	60″	48″	L	2	Y	548
	180″	60″	28½″	60″	60″	L	3	N	705
	192″	60″	28½″	66″	60″	L	3	N	705
	204″	60″	28½″	72″	60″	L	3	Y	669
	216″	60″	28½″	72″	72″	L	3	Y	753
P3-VS Rectangular table, 4 segments, with square drum base	228″	48″	28½″	60″	54″	S	3	Y	605
	240″	48″	28½″	60″	60″	S	3	Y	625
	252″	48″	28½″	66″	60″	S	3	Y	643
	264″	48″	28½″	66″	66″	S	3	Y	765
	276″	48″	28½″	72″	66″	S	3	Y	681
	288″	48″	28½″	72″	72″	S	3	Y	701
	228″	60″	28½″	60″	54″	L	3	Y	774
	240″	60″	28½″	60″	60″	L	3	Y	798
	252″	60″	28½″	66″	60″	L	3	Y	822
	264″	60″	28½″	66″	66″	L	3	Y	846
	276″	60″	28½″	72″	66″	L	3	Y	870
	288″	60″	28½″	72″	72″	L	3	Y	894

pattern no.	laminate/ flat edge	laminate/ wood edge	veneer/ flat edge	veneer/ wood edge (PE)	veneer/wood edge (AE, SE)
P3-SS30	$8,222.	$12,562.	$13,682.	$16,005.	$16,517.
P3-SS32	$8,222.	$12,633.	$13,713.	$16,110.	$16,623.
P3-SS34	$8,467.	$13,200.	$14,029.	$16,504.	$17,037.
P3-SS36	$10,053.	$14,867.	$15,641.	$18,170.	$18,709.
P3-SS50	$9,184.	$13,957.	$14,924.	$17,375.	$17,913.
P3-SS52	$8,980.	$13,148.	$13,859.	$16,591.	$17,098.
P3-SS53	$9,499.	$14,719.	$15,360.	$17,952.	$18,527.
P3-SS56	$11,099.	$16,392.	$16,992.	$19,631.	$20,210.
P3-TS30	$11,107.	$17,235.	$18,592.	$22,133.	$22,858.
P3-TS32	$11,251.	$17,460.	$18,776.	$22,384.	$23,115.
P3-TS34	$12,330.	$18,948.	$20,574.	$24,162.	$24,932.
P3-TS36	$12,575.	$19,520.	$20,890.	$24,555.	$25,346.
P3-TS38	$15,063.	$22,081.	$23,410.	$27,129.	$27,921.
P3-TS40	$15,393.	$22,615.	$23,787.	$27,578.	$28,382.
P3-TS50	$12,145.	$19,132.	$20,652.	$24,280.	$25,075.
P3-TS52	$12,093.	$18,467.	$19,738.	$23,648.	$24,412.
P3-TS54	$13,470.	$19,711.	$20,799.	$24,885.	$25,642.
P3-TS56	$13,989.	$21,290.	$22,291.	$26,249.	$27,072.
P3-TS58	$16,499.	$23,866.	$24,822.	$28,835.	$29,660.
P3-TS60	$16,966.	$24,905.	$25,808.	$29,771.	$30,633.
P3-VS30	$16,755.	$25,503.	$27,701.	$32,430.	$33,450.
P3-VS32	$16,761.	$25,576.	$27,736.	$32,529.	$33,557.
P3-VS34	$17,261.	$26,400.	$28,310.	$33,180.	$34,226.
P3-VS36	$17,504.	$26,971.	$28,626.	$33,575.	$34,641.
P3-VS38	$17,809.	$27,346.	$28,956.	$33,964.	$35,031.
P3-VS40	$17,814.	$27,425.	$28,987.	$34,062.	$35,135.
P3-VS50	$17,952.	$26,281.	$27,717.	$33,169.	$34,174.
P3-VS52	$18,156.	$27,090.	$28,775.	$33,952.	$34,996.
P3-VS54	$18,730.	$28,113.	$29,467.	$34,789.	$35,865.
P3-VS56	$19,250.	$29,692.	$30,962.	$36,149.	$37,295.
P3-VS58	$19,568.	$30,073.	$31,310.	$36,547.	$37,698.
P3-VS60	$19,579.	$30,158.	$31,356.	$36,643.	$37,796.

Order Code

Example:	**P3-SS30-V421-R5-GM-GM-WV421**
P3-SS30	48″ x 108″ rect. table
V421	Chalk Oak veneer top
R5	Black edgeband
GM	Medium plexus, left and right, mid-depth, segment A
GM	Medium plexus, left and right, mid-depth, segment B
WV421	Chalk Oak veneer drum finish (upchg. applies)

Specify:

1. Pattern number
2. Top finish selection
3. Edgeband selection
4. Edge profile option (veneer/wood edge only)
5. Grommet/Plexus cutout option, segment A
6. Grommet/Plexus cutout option, segment B
7. Drum base finish (upcharge for veneer drum)

Finishes

Woodgrain laminate top finishes:
Light Ash (suffix 139)
Warm Ash (suffix 140)
Whitened Ash (suffix 141)
Grey Ash (suffix 142)
Classic Oak (suffix 143)
Graphite Pear (suffix 144)
Zebra (suffix 145)
Medium Cherry (suffix 124)
Natural Maple (suffix 125)
Natural Cherry (suffix 126)
Walnut (suffix 127)

Solid laminate top finishes:
Bright White (suffix 118)
Brushed Sand (suffix 122)
Folkstone Grey (suffix 114)
Jet Black (suffix 111)
Micro Grey (suffix 121)

Veneer top/edge finishes:
Brown Oak (suffix V427)
Burnt Walnut (suffix V313)
Chalk Oak (suffix V421)
Ebonized Walnut (suffix D)
Graphite Oak (suffix V513)
Light Oak (suffix V423)
Maple (suffix K)
Natural Beech (suffix B)

Veneer top/edge finishes continued:
Old English Walnut (suffix V417)
Warm Brown Walnut (suffix J)
American Walnut (suffix AW)
Natural Oak (suffix ON)
Fumed Oak (suffix OF)
Ebonized Oak (suffix OE)

Wood edge profiles:
Autostrada edge (suffix AE)
Propeller edge (suffix PE)
Saarinen edge (suffix SE)

Flat edgeband finishes:
Black (suffix 111T)
Mink (suffix 324T)
Innertone (suffix 386T)
Platinum (suffix 367T)
Folkstone (suffix 004T)
Bright White (suffix 118T)

Molded edgeband finishes:
Black (suffix 300)
Mink (suffix 324)
Innertone (suffix 386)
Platinum (suffix 367)

Molded edgeband finishes continued:
Folkstone (suffix 004)
Light Grey (suffix 4)
Medium Grey (suffix 5)

Grommet finishes:
Anodized Aluminum (suffix A) *Drum Base finishes:*
Aluminum (suffix A)

Veneer Drum Base finishes: (upcharge applies)
For veneer drum base finish, add letter W to the veneer finish code at the end of the pattern number (e.g. W-K for maple drum finish) and add appropriate upcharge as listed below. Interior: fabricated sheet metal with black powder coat finish.

2 bases (small) $2,054
2 bases (large) $2,370
3 bases (small) $3,080
3 bases (large) $3,554

Electrical

+ For more detailed information, consult the Electrical section of the Propeller Manual.

Grommet options: ($47 per cutout)
Individual table segments may be specified with zero, one or two grommets. All grommets are 3¼″ in diameter. Grommet cover finish will always be Anodized Aluminum, see page 52 for details. Optional grommet-mounted power receptacles available, see page 0.

No grommet (Y)
Single grommet, center (GG)
Two grommets, left & right (AG)
Single grommet, side (BG)

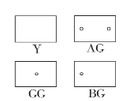

Plexus cutout options: ($47 per cutout)
Tables can be hardwired using pre-wired or empty boxes, or plugged in with plexus boxes with cordset. All drum base can accomodate shallow medium plexus boxes, 60″ tables can also accomodate double wide shallow medium plexus boxes. Individual table segments may be specified with zero, one or two cutouts. To specify plexus box and for more information, see pages 0.

For no Plexus (Y)
For medium Plexus, center, mid-depth (GM)
For medium Plexus, left & right, mid-depth (AM)
For double medium Plexus, center, mid-depth (GMD)
For double medium Plexus, left and right, mid-depth (AMD)

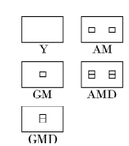

Features

Maintenance:
See pages 13 .

Frame:
Larger tables will incorporate a frame under the table. Frame ships with C-clips for wire mangement. For tables without a frame, please see page 0 to specify clips seperately.

Base Location:
In most cases Drum bases will be located at the center of the table or segment - some exceptions arise on the multi-segment tables, where some drums are shared between two segments.

Note:
Propeller tables are certified Clean Air GOLD.

AM and AMD are not appropriate for stand alone tables or end segments.

Emanuela Frattini

Propeller® Conference Table Series

Bullet, Rounded and Rectangular Conference Tables with Peanut Base

Designer(s):
Emanuela Frattini, 2004

	description	w	d	h	frame	no. of bases
	P3-BP Bullet table, with peanut base 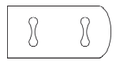	78″	42″	28½″	N	2
		84″	42″	28½″	N	2
		90″	42″	28½″	N	2
		96″	42″	28½″	N	2
		78″	48″	28½″	N	2
		84″	48″	28½″	N	2
		90″	48″	28½″	N	2
		96″	48″	28½″	N	2
		96″	60″	28½″	N	2
	P3-NP Rounded rectangular table, with peanut base 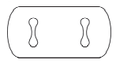	78″	42″	28½″	N	2
		84″	42″	28½″	N	2
		90″	42″	28½″	N	2
		96″	42″	28½″	N	2
		78″	48″	28½″	N	2
		84″	48″	28½″	N	2
		90″	48″	28½″	N	2
		96″	48″	28½″	N	2
		96″	60″	28½″	N	2
	P3-RP Rectangular table, with peanut base 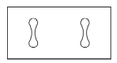	78″	42″	28½″	N	2
		84″	42″	28½″	N	2
		90″	42″	28½″	N	2
		96″	42″	28½″	N	2
		78″	48″	28½″	N	2
		84″	48″	28½″	N	2
		90″	48″	28½″	N	2
		96″	48″	28½″	N	2
		96″	60″	28½″	N	2

pattern no.	laminate/ flat edge	laminate/ wood edge	veneer/ flat edge	veneer/ wood edge (PE)	veneer/wood edge (AE, SE)
P3-BP50	$5,702.	$9,484.	$8,761.	$11,101.	$11,659.
P3-BP52	$5,706.	$9,518.	$8,777.	$11,151.	$11,707.
P3-BP54	$5,713.	$9,553.	$8,881.	$11,288.	$11,854.
P3-BP56	$5,718.	$9,589.	$8,897.	$11,338.	$11,905.
P3-BP70	$5,706.	$9,506.	$9,007.	$11,377.	$11,944.
P3-BP72	$5,713.	$9,541.	$9,029.	$11,422.	$11,995.
P3-BP74	$5,718.	$9,577.	$9,181.	$11,612.	$12,195.
P3-BP76	$5,722.	$9,614.	$9,201.	$11,662.	$12,243.
P3-BP96	$5,973.	$10,140.	$9,777.	$12,319.	$12,934.
P3-NP50	$5,648.	$8,871.	$9,244.	$12,230.	$12,843.
P3-NP52	$5,653.	$8,906.	$9,259.	$12,278.	$12,892.
P3-NP54	$5,654.	$8,943.	$9,464.	$12,522.	$13,148.
P3-NP56	$5,660.	$8,977.	$9,480.	$12,567.	$13,197.
P3-NP70	$5,652.	$8,874.	$9,268.	$12,252.	$12,867.
P3-NP72	$5,656.	$8,909.	$9,286.	$12,302.	$12,917.
P3-NP74	$5,660.	$8,946.	$9,495.	$12,548.	$13,173.
P3-NP76	$5,666.	$8,981.	$9,513.	$12,598.	$13,228.
P3-NP96	$5,891.	$9,388.	$9,916.	$13,005.	$13,655.
P3-RP50	$5,418.	$7,544.	$7,946.	$9,565.	$10,042.
P3-RP52	$5,425.	$7,580.	$8,178.	$9,858.	$10,349.
P3-RP54	$5,432.	$7,614.	$8,193.	$9,902.	$10,398.
P3-RP56	$5,435.	$7,652.	$8,211.	$9,952.	$10,452.
P3-RP70	$5,425.	$7,571.	$8,188.	$9,850.	$10,344.
P3-RP72	$5,432.	$7,606.	$8,335.	$10,048.	$10,551.
P3-RP74	$5,437.	$7,644.	$8,352.	$10,102.	$10,606.
P3-RP76	$5,440.	$7,679.	$8,372.	$10,152.	$10,659.
P3-RP96	$5,652.	$8,132.	$8,834.	$10,706.	$11,242.

Order Code

Example:	**P3-BP52-118-118-Y-A**
P3-BP52	84″ x 42″ Rectangular table
118	Bright White laminate top
118	Bright White edgeband
Y	No grommet
A	Anodized aluminum base

Specify:

1. Pattern number
2. Top finish selection
3. Edgeband selection
4. Edge profile option (veneer/wood edge only)
5. Grommet/Plexus cutout option
6. Peanut base selection

Finishes

Woodgrain laminate top finishes:
Light Ash (suffix 139)
Warm Ash (suffix 140)
Whitened Ash (suffix 141)
Grey Ash (suffix 142)
Classic Oak (suffix 143)
Graphite Pear (suffix 144)
Zebra (suffix 145)
Medium Cherry (suffix 124)
Natural Maple (suffix 125)
Natural Cherry (suffix 126)
Walnut (suffix 127)

Solid laminate top finishes:
Bright White (suffix 118)
Brushed Sand (suffix 122)
Folkstone Grey (suffix 114)
Jet Black (suffix 111)
Micro Grey (suffix 121)

Veneer top/edge finishes:
Brown Oak (suffix V427)
Burnt Walnut (suffix V313)
Chalk Oak (suffix V421)
Ebonized Walnut (suffix D)
Graphite Oak (suffix V513)
Light Oak (suffix V423)
Maple (suffix K)
Natural Beech (suffix B)
Old English Walnut (suffix V417)
Warm Brown Walnut (suffix J)

Veneer top/edge finishes continued:
American Walnut (suffix AW)
Natural Oak (suffix ON)
Fumed Oak (suffix OF)
Ebonized Oak (suffix OE)

Wood edge profiles:
Autostrada edge (suffix AE)
Propeller edge (suffix PE)
Saarinen edge (suffix SE)

Flat edgeband finishes:
Black (suffix 111T)
Mink (suffix 324T)
Innertone (suffix 386T)
Platinum (suffix 367T)
Folkstone (suffix 004T)
Bright White (suffix 118T)

Molded edgeband finishes:
Black (suffix 300)
Mink (suffix 324)
Innertone (suffix 386)
Platinum (suffix 367)
Folkstone (suffix 004)
Light Grey (suffix 4)
Medium Grey (suffix 5)

Grommet finishes:
Anodized Aluminum (suffix A)

Peanut Base finishes:
Perforated Aluminum (suffix A)

Veneer Peanut Base finishes: (upcharge applies)
For veneer peanut base finish, add letter W to the veneer finish code at the end of the pattern number (e.g. W-K for maple peanut base finish) and add appropriate upcharge as listed below. Interior: fabricated sheet metal with black powder coat finish.

2 bases $4,029

Electrical

+ For more detailed information, consult the Electrical section of the Propeller Manual.

Grommet options: ($47 per cutout)
Tables may be specified with zero, one or two grommets. All grommets are 3¼″ in diameter. Grommet cover finish will always be Anodized Aluminum, see page 52 for details. Optional grommet-mounted power receptacles available, see page 0.

No grommet (Y)
Single grommet, center (GG)
Two grommets, left & right (AG)
Single grommet, side (BG)
Single grommet, right, mid-depth (HG)

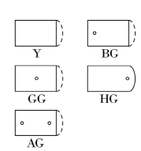

Plexus cutout options: ($47 per cutout)
Tables can be hardwired using pre-wired or empty boxes, or plugged in with plexus boxes with cordset. All drum base and peanut tables can accomodate shallow medium plexus boxes, 60″ tables can also accomodate double wide shallow medium plexus boxes. Tables may be specified with zero, one or two cutouts. To specify plexus box and for more information, see pages 0.

For no Plexus (Y)
For medium Plexus, center, mid-depth (GM)
For medium Plexus, left & right, mid-depth (AM)
For double medium Plexus, center, mid-depth (GMD)
For double medium Plexus, left and right, mid-depth (AMD)

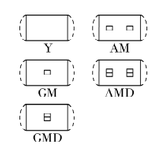

Note:
- Double Plexus AMD and GMD configurations not available on 42″ deep tables.

Features

Maintenance:
See pages 13

Frame:
Larger tables will incorporate a frame under the table. Frame is an aluminum extrusion that includes C-clips for wire management. For tables without a frame, please see page 0 to specify C-clips separately.

Base Location:
For stand alone tables, two peanut bases will be located 20″ from the edge of the table. On multi-segment tables, the peanut base is located at the center of each segment except on certain four segment tables, where some peanut bases are shared between two segments.

Please note that on 42″ deep tables with peanut base, the knee space dimension immediately in front of the base is 7½″ from the edge.

Note:
Propeller tables are certified Clean Air GOLD.

AM and AMD are not appropriate for stand alone tables or end segments.

Emanuela Frattini

Propeller® Conference Table Series

Rounded Two, Three and Four Segment Conference Tables with Peanut Base

Designer(s):
Emanuela Frattini, 2004

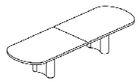

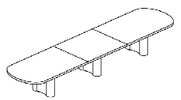

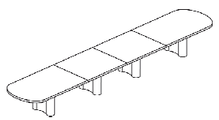

description	overall w	d	h	section width, outside	section width, inside	frame	no. of bases
P3-CP Rounded rectangular table, 2 segments, with peanut base 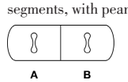	108″	42″	28½″	54″		Y	2
	120″	42″	28½″	60″		Y	2
	132″	42″	28½″	66″		Y	2
	144″	42″	28½″	72″		Y	2
	156″	42″	28½″	78″		Y	2
	168″	42″	28½″	84″		Y	3
	180″	42″	28½″	90″		Y	3
	108″	48″	28½″	54″		Y	2
	120″	48″	28½″	60″		Y	2
	132″	48″	28½″	66″		Y	2
	144″	48″	28½″	72″		Y	2
	156″	48″	28½″	78″		Y	2
	168″	48″	28½″	84″		Y	3
	180″	48″	28½″	90″		Y	3
	108″	60″	28½″	54″		Y	2
	120″	60″	28½″	60″		Y	2
	132″	60″	28½″	66″		Y	2
	144″	60″	28½″	72″		Y	2
	156″	60″	28½″	78″		Y	2
	168″	60″	28½″	84″		Y	3
	180″	60″	28½″	90″		Y	3
P3-FP Rounded rectangular table, 3 segments, with peanut base 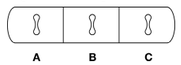	192″	42″	28½″	60″	72″	Y	3
	204″	42″	28½″	72″	60″	Y	3
	216″	42″	28½″	72″	72″	Y	3
	228″	42″	28½″	78″	72″	Y	3
	240″	42″	28½″	84″	72″	Y	3

pattern no.	laminate/ flat edge	laminate/ wood edge	veneer/ flat edge	veneer/ wood edge (PE)	veneer/wood edge (AE, SE)
P3-CP10	$8,259.	$15,978.	$14,408.	$17,980.	$18,879.
P3-CP12	$8,267.	$16,056.	$14,446.	$18,082.	$18,986.
P3-CP14	$8,769.	$16,740.	$14,985.	$18,705.	$19,646.
P3-CP16	$8,780.	$16,815.	$15,022.	$18,809.	$19,748.
P3-CP18	$9,074.	$17,159.	$15,329.	$19,195.	$20,154.
P3-CP20	$11,601.	$19,603.	$17,802.	$21,813.	$22,904.
P3-CP22	$11,753.	$19,811.	$17,973.	$22,055.	$23,159.
P3-CP30	$8,267.	$16,007.	$14,450.	$18,037.	$18,940.
P3-CP32	$8,277.	$16,083.	$14,488.	$18,144.	$19,049.
P3-CP34	$8,779.	$16,770.	$15,034.	$18,772.	$19,712.
P3-CP36	$8,790.	$16,847.	$15,072.	$18,879.	$19,821.
P3-CP38	$9,083.	$17,191.	$15,387.	$19,268.	$20,232.
P3-CP40	$11,611.	$19,634.	$17,863.	$21,888.	$22,985.
P3-CP42	$11,762.	$19,845.	$18,034.	$22,137.	$23,244.
P3-CP50	$8,491.	$16,302.	$14,533.	$18,154.	$19,061.
P3-CP52	$8,499.	$16,378.	$14,582.	$18,269.	$19,180.
P3-CP54	$9,194.	$17,419.	$15,350.	$19,132.	$20,088.
P3-CP56	$9,206.	$17,495.	$15,398.	$19,244.	$20,204.
P3-CP58	$9,500.	$17,841.	$15,718.	$19,644.	$20,622.
P3-CP60	$12,028.	$20,286.	$18,202.	$22,272.	$23,386.
P3-CP62	$12,180.	$20,497.	$18,383.	$22,525.	$23,653.
P3-FP06	$13,743.	$23,162.	$22,869.	$26,838.	$28,179.
P3-FP10	$13,998.	$24,573.	$22,942.	$27,575.	$28,955.
P3-FP12	$14,401.	$24,935.	$23,399.	$28,029.	$29,428.
P3-FP14	$14,810.	$25,420.	$23,864.	$28,591.	$30,021.
P3-FP16	$14,843.	$25,505.	$23,962.	$28,776.	$30,213.

Order Code

Example:	**P3-CP10-K-SE-GM-GM-WK**
P3-CP10	108″ x 42″ rounded rect. table
K	Maple veneer top
SE	Saarinen edge detail
GM	Medium plexus, center, mid-depth, segment A
GM	Medium plexus, center, mid-depth, segment B
WK	Maple veneer base (upcharge applies)

Specify:

1. Pattern number
2. Top finish selection
3. Edgeband selection
4. Edge profile option (veneer/wood edge only)
5. Grommet/Plexus cutout option, segment A
6. Grommet/Plexus cutout option, segment B
7. Grommet/Plexus cutout option, segment C
8. Grommet/Plexus cutout option, segment D
9. Peanut base selection

Ordering Information

Woodgrain laminate top finishes:
Light Ash (suffix 139)
Warm Ash (suffix 140)
Whitened Ash (suffix 141)
Grey Ash (suffix 142)
Classic Oak (suffix 143)
Graphite Pear (suffix 144)
Zebra (suffix 145)
Medium Cherry (suffix 124)
Natural Maple (suffix 125)
Natural Cherry (suffix 126)
Walnut (suffix 127)

Solid laminate top finishes:
Bright White (suffix 118)
Brushed Sand (suffix 122)
Folkstone Grey (suffix 114)
Jet Black (suffix 111)
Micro Grey (suffix 121)

Veneer top/edge finishes:
Brown Oak (suffix V427)
Burnt Walnut (suffix V313)
Chalk Oak (suffix V421)
Ebonized Walnut (suffix D)
Graphite Oak (suffix V513)
Light Oak (suffix V423)
Maple (suffix K)
Natural Beech (suffix B)
Old English Walnut (suffix V417)
Warm Brown Walnut (suffix J)
American Walnut (suffix AW)
Natural Oak (suffix ON)
Fumed Oak (suffix OF)
Ebonized Oak (suffix OE)

Wood edge profiles:
Autostrada edge (suffix AE)
Propeller edge (suffix PE)
Saarinen edge (suffix SE)

Flat edgeband finishes:
Black (suffix 111T)
Mink (suffix 324T)
Innertone (suffix 386T)
Platinum (suffix 367T)
Folkstone (suffix 004T)
Bright White (suffix 118T)

Molded edgeband finishes:
Black (suffix 300)
Mink (suffix 324)
Innertone (suffix 386)
Platinum (suffix 367)
Folkstone (suffix 004)
Light Grey (suffix 4)
Medium Grey (suffix 5)

Grommet finishes:
Anodized Aluminum (suffix A)

Peanut Base finishes:
Perforated Aluminum (suffix A)

Veneer Peanut Base finishes: (upcharge applies)
For veneer peanut base finish, add letter W to the veneer finish code at the end of the pattern number (e.g. W-K for maple peanut base finish) and add appropriate upcharge as listed below. Interior: fabricated sheet metal with black powder coat finish.

2 bases $4,029
3 bases $6,047
4 bases $8,060

Electrical

+ For more detailed information, consult the Electrical section of the Propeller Manual.

Grommet options: ($47 per cutout)
Individual table segments may be specified with zero, one or two grommets. All grommets are 3¼″ in diameter. Grommet cover finish will always be Anodized Aluminum, see page 52 for details. Optional grommet-mounted power receptacles available, see page 100.

No grommet (Y)
Single grommet, center (GG)
Two grommets, left & right (AG)
Single grommet, side (BG)

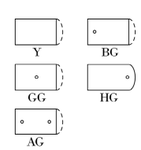

Plexus cutout options: ($47 per cutout)
Tables can be hardwired using pre-wired or empty boxes, or plugged in with plexus boxes with cordset. All drum base and peanut base tables can accommodate shallow medium plexus boxes, 60″ tables can also accommodate double wide shallow medium plexus boxes. Individual table segments may be specified with zero, one or two cutouts. To specify plexus box and for more information, see pages 92.

For no Plexus (Y)
For medium Plexus, center, mid-depth (GM)
For medium Plexus, left & right, mid-depth (AM)
For double medium Plexus, center, mid-depth (GMD)
For double medium Plexus, left and right, mid-depth (AMD)

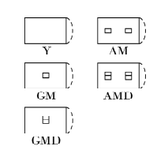

Note:
- Double Plexus AMD and GMD configurations not available on 42″ and 48″ deep tables.

Features

Maintenance:
See pages 13 .

Frame:
Larger tables will incorporate a frame under the table. Frame is an aluminum extrusion that includes c-clips for wire management. For tables without a frame, please see page 88 to specify C-clips seperately.

Base Location:
For stand alone tables, two peanut bases will be located 20″ from the edge of the table. On multi-segment tables, the peanut base is located at the center of each segment except on certain four segment tables, where some peanut bases are shared between two segments.

Please note on 42″ deep tables with peanut base, the knee space dimension immediately in front of the base is 7½″ from the edge.

Note:
Propeller tables are certified Clean Air GOLD.

AM and AMD are not appropriate for stand alone tables or end segments.

Emanuela Frattini
Propeller® Conference Table Series
Rounded Two, Three and Four Segment Conference Tables with Peanut Base

Designer(s):
Emanuela Frattini, 2004

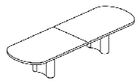

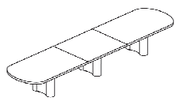

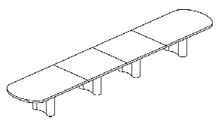

description	overall w	d	h	section width, outside	section width, inside	frame	no. of bases
P3-FP Rounded rectangular table, 3 segments, with peanut base 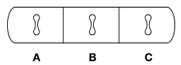	252″	42″	28½″	90″	72″	Y	3
	192″	48″	28½″	60″	72″	Y	3
	204″	48″	28½″	72″	60″	Y	3
	216″	48″	28½″	72″	72″	Y	3
	228″	48″	28½″	78″	72″	Y	3
	240″	48″	28½″	84″	72″	Y	3
	252″	48″	28½″	90″	72″	Y	3
	192″	60″	28½″	60″	72″	Y	3
	204″	60″	28½″	72″	60″	Y	3
	216″	60″	28½″	72″	72″	Y	3
	228″	60″	28½″	78″	72″	Y	3
	240″	60″	28½″	84″	72″	Y	3
	252″	60″	28½″	90″	72″	Y	3
P3-EP Rounded rectangular table, 4 segments, with peanut base 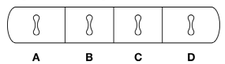	264″	42″	28½″	72″	60″	Y	3
	276″	42″	28½″	78″	60″	Y	3
	288″	42″	28½″	78″	66″	Y	3
	300″	42″	28½″	84″	66″	Y	3
	312″	42″	28½″	84″	72″	Y	4
	324″	42″	28½″	90″	72″	Y	4
	264″	48″	28½″	72″	60″	Y	3
	276″	48″	28½″	78″	60″	Y	3
	288″	48″	28½″	78″	66″	Y	3
	300″	48″	28½″	84″	66″	Y	4
	312″	48″	28½″	84″	72″	Y	4
	324″	48″	28½″	90″	72″	Y	4
	264″	60″	28½″	72″	60″	Y	3

pattern no.	laminate/ flat edge	laminate/ wood edge	veneer/ flat edge	veneer/ wood edge (PE)	veneer/wood edge (AE, SE)
P3-FP18	$15,442.	$26,148.	$24,613.	$29,530.	$31,006.
P3-FP26	$13,970.	$23,223.	$23,015.	$27,084.	$28,438.
P3-FP30	$14,217.	$24,792.	$23,412.	$28,074.	$29,477.
P3-FP32	$14,518.	$25,151.	$23,779.	$28,536.	$29,964.
P3-FP34	$14,930.	$25,640.	$24,251.	$29,108.	$30,562.
P3-FP36	$14,962.	$25,730.	$24,355.	$29,305.	$30,768.
P3-FP38	$15,564.	$26,371.	$25,006.	$30,063.	$31,565.
P3-FP46	$14,316.	$23,296.	$23,453.	$27,396.	$28,765.
P3-FP50	$14,784.	$26,550.	$24,231.	$29,075.	$30,530.
P3-FP52	$15,085.	$26,919.	$24,610.	$29,550.	$31,025.
P3-FP54	$15,499.	$27,415.	$25,094.	$30,139.	$31,644.
P3-FP56	$15,536.	$27,505.	$25,209.	$30,346.	$31,864.
P3-FP58	$16,137.	$28,153.	$25,880.	$31,124.	$32,682.
P3-EP10	$17,583.	$27,582.	$30,242.	$35,174.	$36,930.
P3-EP12	$17,865.	$27,922.	$30,595.	$35,628.	$37,406.
P3-EP14	$17,903.	$28,001.	$30,714.	$35,797.	$37,584.
P3-EP16	$19,787.	$33,431.	$32,622.	$37,852.	$39,746.
P3-EP18	$19,898.	$33,617.	$32,812.	$38,096.	$39,999.
P3-EP20	$19,937.	$33,742.	$32,932.	$38,307.	$40,221.
P3-EP30	$17,772.	$27,853.	$30,820.	$35,897.	$37,693.
P3-EP32	$18,052.	$28,195.	$31,180.	$36,356.	$38,173.
P3-EP34	$18,090.	$28,269.	$31,305.	$36,532.	$38,359.
P3-EP36	$19,976.	$33,746.	$33,218.	$39,055.	$41,008.
P3-EP38	$20,088.	$33,933.	$33,414.	$39,347.	$41,316.
P3-EP40	$20,127.	$34,055.	$33,539.	$39,571.	$41,552.
P3-EP50	$18,589.	$29,983.	$32,023.	$37,720.	$39,607.

Order Code

Example:	**P3-CP10-K-SE-GM-GM-WK**
P3-CP10	108″ x 42″ rounded rect. table
K	Maple veneer top
SE	Saarinen edge detail
GM	Medium plexus, center, mid-depth, segment A
GM	Medium plexus, center, mid-depth, segment B
WK	Maple veneer base (upcharge applies)

Specify:

1. Pattern number
2. Top finish selection
3. Edgeband selection
4. Edge profile option (veneer/wood edge only)
5. Grommet/Plexus cutout option, segment A
6. Grommet/Plexus cutout option, segment B
7. Grommet/Plexus cutout option, segment C
8. Grommet/Plexus cutout option, segment D
9. Peanut base selection

Ordering Information

Woodgrain laminate top finishes:
Light Ash (suffix 139)
Warm Ash (suffix 140)
Whitened Ash (suffix 141)
Grey Ash (suffix 142)
Classic Oak (suffix 143)
Graphite Pear (suffix 144)
Zebra (suffix 145)
Medium Cherry (suffix 124)
Natural Maple (suffix 125)
Natural Cherry (suffix 126)
Walnut (suffix 127)

Solid laminate top finishes:
Bright White (suffix 118)
Brushed Sand (suffix 122)
Folkstone Grey (suffix 114)
Jet Black (suffix 111)
Micro Grey (suffix 121)

Veneer top/edge finishes:
Brown Oak (suffix V427)
Burnt Walnut (suffix V313)
Chalk Oak (suffix V421)
Ebonized Walnut (suffix D)
Graphite Oak (suffix V513)
Light Oak (suffix V423)
Maple (suffix K)
Natural Beech (suffix B)
Old English Walnut (suffix V417)
Warm Brown Walnut (suffix J)
American Walnut (suffix AW)
Natural Oak (suffix ON)
Fumed Oak (suffix OF)
Ebonized Oak (suffix OE)

Wood edge profiles:
Autostrada edge (suffix AE)
Propeller edge (suffix PE)
Saarinen edge (suffix SE)

Flat edgeband finishes:
Black (suffix 111T)
Mink (suffix 324T)
Innertone (suffix 386T)
Platinum (suffix 367T)
Folkstone (suffix 004T)
Bright White (suffix 118T)

Molded edgeband finishes:
Black (suffix 300)
Mink (suffix 324)
Innertone (suffix 386)
Platinum (suffix 367)
Folkstone (suffix 004)
Light Grey (suffix 4)
Medium Grey (suffix 5)

Grommet finishes:
Anodized Aluminum (suffix A)

Peanut Base finishes:
Perforated Aluminum (suffix A)

Veneer Peanut Base finishes: (upcharge applies)
For veneer peanut base finish, add letter W to the veneer finish code at the end of the pattern number (e.g. W-K for maple peanut base finish) and add appropriate upcharge as listed below. Interior: fabricated sheet metal with black powder coat finish.

2 bases $4,029
3 bases $6,047
4 bases $8,060

Electrical

+ For more detailed information, consult the Electrical section of the Propeller Manual.

Grommet options: ($47 per cutout)
Individual table segments may be specified with zero, one or two grommets. All grommets are 3¼″ in diameter. Grommet cover finish will always be Anodized Aluminum, see page 52 for details. Optional grommet-mounted power receptacles available, see page 100.

No grommet (Y)
Single grommet, center (GG)
Two grommets, left & right (AG)
Single grommet, side (BG)

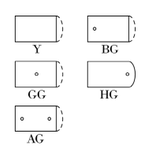

Plexus cutout options: ($47 per cutout)
Tables can be hardwired using pre-wired or empty boxes, or plugged in with plexus boxes with cordset. All drum base and peanut base tables can accommodate shallow medium plexus boxes, 60″ tables can also accommodate double wide shallow medium plexus boxes. Individual table segments may be specified with zero, one or two cutouts. To specify plexus box and for more information, see pages 92.

For no Plexus (Y)
For medium Plexus, center, mid-depth (GM)
For medium Plexus, left & right, mid-depth (AM)
For double medium Plexus, center, mid-depth (GMD)
For double medium Plexus, left and right, mid-depth (AMD)

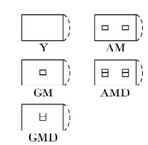

Note:
- Double Plexus AMD and GMD configurations not available on 42″ and 48″ deep tables.

Features

Maintenance:
See pages 13 .

Frame:
Larger tables will incorporate a frame under the table. Frame is an aluminum extrusion that includes c-clips for wire management. For tables without a frame, please see page 88 to specify C-clips seperately.

Base Location:
For stand alone tables, two peanut bases will be located 20″ from the edge of the table. On multi-segment tables, the peanut base is located at the center of each segment except on certain four segment tables, where some peanut bases are shared between two segments.

Please note on 42″ deep tables with peanut base, the knee space dimension immediately in front of the base is 7½″ from the edge.

Note:
Propeller tables are certified Clean Air GOLD.

AM and AMD are not appropriate for stand alone tables or end segments.

Emanuela Frattini

Propeller® Conference Table Series

Rounded Two, Three and Four Segment Conference Tables with Peanut Base

Designer(s):
Emanuela Frattini, 2004

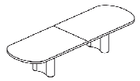

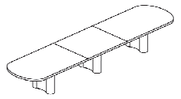

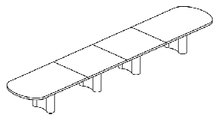

description	overall w	d	h	section width, outside	section width, inside	frame	no. of bases
P3-EP Rounded rectangular table, 4 segments, with peanut base	276″	60″	28½″	78″	60″	Y	3
	288″	60″	28½″	78″	66″	Y	3
	300″	60″	28½″	84″	66″	Y	4
	312″	60″	28½″	84″	72″	Y	4
	324″	60″	28½″	90″	72″	Y	4

pattern no.	laminate/ flat edge	laminate/ wood edge	veneer/ flat edge	veneer/ wood edge (PE)	veneer/wood edge (AE, SE)
P3-EP52	$18,869.	$30,328.	$32,394.	$38,197.	$40,109.
P3-EP54	$18,913.	$30,412.	$32,532.	$38,436.	$40,360.
P3-EP56	$20,803.	$35,933.	$34,460.	$40,522.	$42,546.
P3-EP58	$20,916.	$36,125.	$34,670.	$40,834.	$42,874.
P3-EP60	$20,956.	$36,254.	$34,812.	$41,074.	$43,128.

Order Code

Example:	**P3-CP10-K-SE-GM-GM-WK**
P3-CP10	108″ x 42″ rounded rect. table
K	Maple veneer top
SE	Saarinen edge detail
GM	Medium plexus, center, mid-depth, segment A
GM	Medium plexus, center, mid-depth, segment B
WK	Maple veneer base (upcharge applies)

Specify:

1. Pattern number
2. Top finish selection
3. Edgeband selection
4. Edge profile option (veneer/wood edge only)
5. Grommet/Plexus cutout option, segment A
6. Grommet/Plexus cutout option, segment B
7. Grommet/Plexus cutout option, segment C
8. Grommet/Plexus cutout option, segment D
9. Peanut base selection

Ordering Information

Woodgrain laminate top finishes:
Light Ash (suffix 139)
Warm Ash (suffix 140)
Whitened Ash (suffix 141)
Grey Ash (suffix 142)
Classic Oak (suffix 143)
Graphite Pear (suffix 144)
Zebra (suffix 145)
Medium Cherry (suffix 124)
Natural Maple (suffix 125)
Natural Cherry (suffix 126)
Walnut (suffix 127)

Solid laminate top finishes:
Bright White (suffix 118)
Brushed Sand (suffix 122)
Folkstone Grey (suffix 114)
Jet Black (suffix 111)
Micro Grey (suffix 121)

Veneer top/edge finishes:
Brown Oak (suffix V427)
Burnt Walnut (suffix V313)
Chalk Oak (suffix V421)
Ebonized Walnut (suffix D)
Graphite Oak (suffix V513)
Light Oak (suffix V423)
Maple (suffix K)
Natural Beech (suffix B)
Old English Walnut (suffix V417)
Warm Brown Walnut (suffix J)
American Walnut (suffix AW)
Natural Oak (suffix ON)
Fumed Oak (suffix OF)
Ebonized Oak (suffix OE)

Wood edge profiles:
Autostrada edge (suffix AE)
Propeller edge (suffix PE)
Saarinen edge (suffix SE)

Flat edgeband finishes:
Black (suffix 111T)
Mink (suffix 324T)
Innertone (suffix 386T)
Platinum (suffix 367T)
Folkstone (suffix 004T)
Bright White (suffix 118T)

Molded edgeband finishes:
Black (suffix 300)
Mink (suffix 324)
Innertone (suffix 386)
Platinum (suffix 367)
Folkstone (suffix 004)
Light Grey (suffix 4)
Medium Grey (suffix 5)

Grommet finishes:
Anodized Aluminum (suffix A)

Peanut Base finishes:
Perforated Aluminum (suffix A)

Veneer Peanut Base finishes: (upcharge applies)
For veneer peanut base finish, add letter W to the veneer finish code at the end of the pattern number (e.g. W-K for maple peanut base finish) and add appropriate upcharge as listed below. Interior: fabricated sheet metal with black powder coat finish.

2 bases $4,029
3 bases $6,047
4 bases $8,060

Electrical

+ For more detailed information, consult the Electrical section of the Propeller Manual.

Grommet options: ($47 per cutout)
Individual table segments may be specified with zero, one or two grommets. All grommets are 3¼″ in diameter. Grommet cover finish will always be Anodized Aluminum, see page 52 for details. Optional grommet-mounted power receptacles available, see page 0.

No grommet (Y)
Single grommet, center (GG)
Two grommets, left & right (AG)
Single grommet, side (BG)

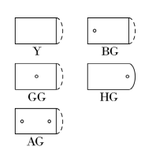

Plexus cutout options: ($47 per cutout)
Tables can be hardwired using pre-wired or empty boxes, or plugged in with plexus boxes with cordset. All drum base and peanut base tables can accommodate shallow medium plexus boxes, 60″ tables can also accommodate double wide shallow medium plexus boxes. Individual table segments may be specified with zero, one or two cutouts. To specify plexus box and for more information, see pages 0.

For no Plexus (Y)
For medium Plexus, center, mid-depth (GM)
For medium Plexus, left & right, mid-depth (AM)
For double medium Plexus, center, mid-depth (GMD)
For double medium Plexus, left and right, mid-depth (AMD)

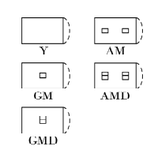

Note:
- Double Plexus AMD and GMD configurations not available on 42″ and 48″ deep tables.

Features

Maintenance:
See pages 13 .

Frame:
Larger tables will incorporate a frame under the table. Frame is an aluminum extrusion that includes c-clips for wire management. For tables without a frame, please see page 0 to specify C-clips seperately.

Base Location:
For stand alone tables, two peanut bases will be located 20″ from the edge of the table. On multi-segment tables, the peanut base is located at the center of each segment except on certain four segment tables, where some peanut bases are shared between two segments.

Please note on 42″ deep tables with peanut base, the knee space dimension immediately in front of the base is 7½″ from the edge.

Note:
Propeller tables are certified Clean Air GOLD.

AM and AMD are not appropriate for stand alone tables or end segments.

Emanuela Frattini

Propeller® Conference Table Series

Rectangular Two, Three and Four Segment Conference Tables with Peanut Base

Designer(s):
Emanuela Frattini

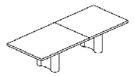

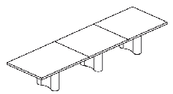

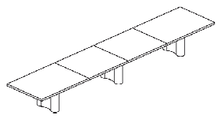

	description	w	d	h	section width, outside	section width, inside	frame	no. of bases
	P3-SP Rectangular table, 2 segments, with peanut base	108″	42″	28½″	54″		Y	2
		120″	42″	28½″	60″		Y	2
		132″	42″	28½″	66″		Y	2
		144″	42″	28½″	72″		Y	2
		108″	48″	28½″	54″		Y	2
		120″	48″	28½″	60″		Y	2
		132″	48″	28½″	66″		Y	2
		144″	48″	28½″	72″		Y	2
		108″	60″	28½″	54″		Y	2
		120″	60″	28½″	60″		Y	2
		132″	60″	28½″	66″		Y	2
		144″	60″	28½″	72″		Y	2
	P3-TP Rectangular table, 3 segments, with peanut base	156″	42″	28½″	54″	48″	Y	2
		168″	42″	28½″	60″	48″	Y	2
		180″	42″	28½″	60″	60″	Y	3
		192″	42″	28½″	66″	60″	Y	3
		204″	42″	28½″	72″	60″	Y	3
		216″	42″	28½″	72″	72″	Y	3
		156″	48″	28½″	54″	48″	Y	2
		168″	48″	28½″	60″	48″	Y	2
		180″	48″	28½″	60″	60″	Y	3
		192″	48″	28½″	66″	60″	Y	3
		204″	48″	28½″	72″	60″	Y	3
		216″	48″	28½″	72″	72″	Y	3
		156″	60″	28½″	54″	48″	Y	2
		168″	60″	28½″	60″	48″	Y	2
		180″	60″	28½″	60″	60″	Y	3
		192″	60″	28½″	66″	60″	Y	3
		204″	60″	28½″	72″	60″	Y	3
		216″	60″	28½″	72″	72″	Y	3

pattern no	laminate/ flat edge	laminate/ wood edge	veneer/ flat edge	veneer/ wood edge (PE)	veneer/wood edge (AE, SE)
P3-SP10	$8,030.	$12,139.	$12,882.	$15,749.	$16,538.
P3-SP12	$8,123.	$12,212.	$12,914.	$15,850.	$16,642.
P3-SP14	$8,523.	$13,313.	$13,555.	$16,603.	$17,431.
P3-SP16	$8,699.	$13,712.	$13,946.	$17,181.	$18,038.
P3-SP30	$8,038.	$12,187.	$13,357.	$16,318.	$17,135.
P3-SP32	$8,136.	$12,261.	$13,392.	$16,421.	$17,240.
P3-SP34	$8,528.	$13,362.	$14,037.	$17,175.	$18,033.
P3-SP36	$8,589.	$13,440.	$14,073.	$17,276.	$18,141.
P3-SP50	$8,444.	$13,122.	$14,029.	$17,208.	$18,067.
P3-SP52	$8,913.	$14,098.	$14,437.	$17,732.	$18,616.
P3-SP54	$9,265.	$14,450.	$14,808.	$18,116.	$19,021.
P3-SP56	$9,336.	$14,574.	$14,896.	$18,288.	$19,205.
P3-TP10	$10,048.	$16,257.	$17,500.	$21,762.	$22,851.
P3-TP12	$10,261.	$16,444.	$17,651.	$21,984.	$23,081.
P3-TP14	$12,631.	$18,757.	$19,823.	$24,259.	$25,470.
P3-TP16	$12,871.	$19,713.	$20,320.	$24,856.	$26,098.
P3-TP18	$12,931.	$19,775.	$20,370.	$24,972.	$26,223.
P3-TP20	$13,260.	$20,453.	$20,825.	$25,514.	$26,790.
P3-TP30	$10,155.	$16,525.	$18,227.	$22,632.	$23,763.
P3-TP32	$10,374.	$16,720.	$18,390.	$22,870.	$24,013.
P3-TP34	$12,656.	$18,862.	$20,581.	$25,164.	$26,422.
P3-TP36	$12,903.	$19,841.	$21,090.	$25,787.	$27,076.
P3-TP38	$12,964.	$19,927.	$21,141.	$25,905.	$27,200.
P3-TP40	$13,298.	$20,633.	$21,597.	$26,461.	$27,782.
P3-TP50	$10,831.	$18,066.	$19,407.	$24,174.	$25,379.
P3-TP52	$11,438.	$19,205.	$19,968.	$24,858.	$26,100.
P3-TP54	$13,919.	$21,864.	$22,384.	$27,445.	$28,816.
P3-TP56	$14,123.	$22,095.	$22,630.	$27,711.	$29,096.
P3-TP58	$14,207.	$22,251.	$22,749.	$27,929.	$29,327.
P3-TP60	$14,517.	$22,569.	$23,063.	$28,293.	$29,709.

Order Code

Example:	**P3-TP10-K-AE-GM-GM-WK**
P3-TP10	156 x 42″ rounded rect. table
K	Maple veneer top
AE	Autostrada edge detail
GM	Medium plexus, center, mid-depth, segment A
AM	Medium plexus, left and right, mid-depth, segment B
GM	Medium plexus, center, mid-depth, segment C
WK	Maple veneer base (upcharge applies)

Specify:

1. Pattern number
2. Top finish selection
3. Edgeband selection
4. Edge profile option (veneer/wood edge only)
5. Grommet/Plexus cutout option, segment A
6. Grommet/Plexus cutout option, segment B
7. Grommet/Plexus cutout option, segment C
8. Grommet/Plexus cutout option, segment D
9. Peanut base selection

Finishes

Woodgrain laminate top finishes:
Light Ash (suffix 139)
Warm Ash (suffix 140)
Whitened Ash (suffix 141)
Grey Ash (suffix 142)
Classic Oak (suffix 143)
Graphite Pear (suffix 144)
Zebra (suffix 145)
Medium Cherry (suffix 124)
Natural Maple (suffix 125)
Natural Cherry (suffix 126)
Walnut (suffix 127)

Solid laminate top finishes:
Bright White (suffix 118)
Brushed Sand (suffix 122)
Folkstone Grey (suffix 114)
Jet Black (suffix 111)
Micro Grey (suffix 121)

Veneer top/edge finishes:
Brown Oak (suffix V427)
Burnt Walnut (suffix V313)
Chalk Oak (suffix V421)
Ebonized Walnut (suffix D)
Graphite Oak (suffix V513)
Light Oak (suffix V423)
Maple (suffix K)
Natural Beech (suffix B)
Old English Walnut (suffix V417)
Warm Brown Walnut (suffix J)
American Walnut (suffix AW)

Veneer top/edge finishes continued:
Natural Oak (suffix ON)
Fumed Oak (suffix OF)
Ebonized Oak (suffix OE)

Wood edge profiles:
Autostrada edge (suffix AE)
Propeller edge (suffix PE)
Saarinen edge (suffix SE)

Flat edgeband finishes:
Black (suffix 111T)
Mink (suffix 324T)
Innertone (suffix 386T)
Platinum (suffix 367T)
Folkstone (suffix 004T)
Bright White (suffix 118T)

Molded edgeband finishes:
Black (suffix 300)
Mink (suffix 324)
Innertone (suffix 386)
Platinum (suffix 367)
Folkstone (suffix 004)
Light Grey (suffix 4)
Medium Grey (suffix 5)

Grommet finishes:
Anodized Aluminum (suffix A)

Peanut Base finishes:
Perforated Aluminum (suffix A)

Veneer Peanut Base finishes: (upcharge applies)
For veneer peanut base finish, add letter W to the veneer finish code at the end of the pattern number (e.g. W-K for maple peanut base finish) and add appropriate upcharge as listed below. Interior-fabricated sheet metal with black powder coat finish.

2 bases $4,029
3 bases $6,047

Electrical

+ For more detailed information, consult the Electrical section of the Propeller Manual.

Grommet options: ($47 per cutout)
Individual table segments may be specified with zero, one or two grommets. All grommets are 3¼″ in diameter. Grommet cover finish will always be Anodized Aluminum, see page 52 for details. Optional grommet-mounted power receptacles available, see page 0.

No grommet (Y)
Single grommet, center (GG)
Two grommets, left & right (AG)
Single grommet, side (BG)

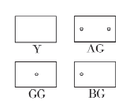

Plexus cutout options: ($47 per cutout)
Tables can be hardwired using pre-wired or empty boxes, or plugged in with plexus boxes with cordset. All drum base and peanut tables can accomodate shallow medium plexus boxes, 60″ tables can also accomodate double wide shallow medium plexus boxes. Individual table segments may be specified with zero, one or two cutouts. To specify plexus box and for more information, see pages 0.

For no Plexus (Y)
For medium Plexus, center, mid-depth (GM)
For medium Plexus, left & right, mid-depth (AM)
For double medium Plexus, center, mid-depth (GMD)
For double medium Plexus, left and right, mid-depth (AMD)

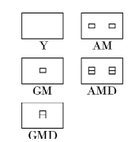

Note:
- Double Plexus AMD and GMD configurations not available on 42″ deep tables.

Features

Maintenance:
See pages 13 .

Frame:
Larger tables will incorporate a frame under the table. Frame is an aluminum extrusion that includes C-clips for wire management. For tables without a frame, please see page 0 to specify clips seperately.

Base Location:
For stand alone tables, two peanut bases will be located 20″ from the edge of the table. On multi-segment tables, the peanut base is located at the center of each segment except on certain four segment tables, where some peanut bases are shared between two segments.

Please note on 42″ deep tables with peanut base, the knee space dimension immediately in front of the base is 7½″ from the edge.

Note:
Propeller tables are certified Clean Air GOLD.

AM and AMD are not appropriate for stand alone tables or end segments.

Emanuela Frattini
Propeller® Conference Table Series
Rectangular Two, Three and Four Segment Conference Tables with Peanut Base

Designer(s):
Emanuela Frattini

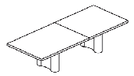

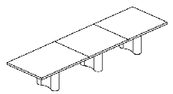

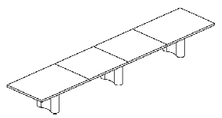

	description	w	d	h	section width, outside	section width, inside	frame	no. of bases
	P3-VP Rectangular table, 4 segments, with peanut base 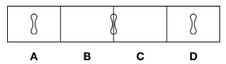	228″	42″	28½″	60″	54″	Y	3
		240″	42″	28½″	60″	60″	Y	3
		252″	42″	28½″	66″	60″	Y	3
		264″	42″	28½″	66″	66″	Y	3
		276″	42″	28½″	72″	66″	Y	3
		288″	42″	28½″	72″	72″	Y	3
		228″	48″	28½″	60″	54″	Y	3
		240″	48″	28½″	60″	60″	Y	3
		252″	48″	28½″	66″	60″	Y	3
		264″	48″	28½″	66″	66″	Y	3
		276″	48″	28½″	72″	66″	Y	3
		288″	48″	28½″	72″	72″	Y	3
		228″	60″	28½″	60″	54″	Y	3
		240″	60″	28½″	60″	60″	Y	3
		252″	60″	28½″	66″	60″	Y	3
		264″	60″	28½″	66″	66″	Y	3
		276″	60″	28½″	72″	66″	Y	3
		288″	60″	28½″	72″	72″	Y	3

pattern no	laminate/ flat edge	laminate/ wood edge	veneer/ flat edge	veneer/ wood edge (PE)	veneer/wood edge (AE, SE)
P3-VP10	$14,882.	$23,174.	$24,587.	$30,365.	$31,884.
P3-VP12	$14,992.	$23,275.	$24,653.	$30,507.	$32,031.
P3-VP14	$15,656.	$24,670.	$25,595.	$31,589.	$33,172.
P3-VP16	$15,742.	$25,505.	$25,954.	$32,066.	$33,670.
P3-VP18	$16,050.	$25,854.	$26,276.	$32,473.	$34,094.
P3-VP20	$16,116.	$25,913.	$26,365.	$32,636.	$34,267.
P3-VP30	$15,006.	$23,535.	$25,842.	$31,906.	$33,502.
P3-VP32	$15,111.	$23,642.	$25,908.	$32,053.	$33,656.
P3-VP34	$15,766.	$25,024.	$26,830.	$33,105.	$34,762.
P3-VP36	$15,853.	$25,875.	$27,201.	$33,596.	$35,276.
P3-VP38	$16,160.	$26,209.	$27,505.	$33,990.	$35,690.
P3-VP40	$16,228.	$26,320.	$27,578.	$34,142.	$35,851.
P3-VP50	$16,344.	$26,719.	$27,955.	$34,643.	$36,379.
P3-VP52	$16,847.	$27,773.	$28,418.	$35,235.	$36,997.
P3-VP54	$17,457.	$28,393.	$29,061.	$35,918.	$37,715.
P3-VP56	$17,498.	$28,479.	$29,155.	$36,037.	$37,836.
P3-VP58	$17,827.	$28,874.	$29,519.	$36,505.	$38,332.
P3-VP60	$17,913.	$29,038.	$29,648.	$36,742.	$38,579.

Order Code

Example:	**P3-TP10-K-AE-GM-GM-WK**
P3-TP10	156 x 42″ rounded rect. table
K	Maple veneer top
AE	Autostrada edge detail
GM	Medium plexus, center, mid-depth, segment A
AM	Medium plexus, left and right, mid-depth, segment B
GM	Medium plexus, center, mid-depth, segment C
WK	Maple veneer base (upcharge applies)

Specify:

1. Pattern number
2. Top finish selection
3. Edgeband selection
4. Edge profile option (veneer/wood edge only)
5. Grommet/Plexus cutout option, segment A
6. Grommet/Plexus cutout option, segment B
7. Grommet/Plexus cutout option, segment C
8. Grommet/Plexus cutout option, segment D
9. Peanut base selection

Finishes

Woodgrain laminate top finishes:
Light Ash (suffix 139)
Warm Ash (suffix 140)
Whitened Ash (suffix 141)
Grey Ash (suffix 142)
Classic Oak (suffix 143)
Graphite Pear (suffix 144)
Zebra (suffix 145)
Medium Cherry (suffix 124)
Natural Maple (suffix 125)
Natural Cherry (suffix 126)
Walnut (suffix 127)

Solid laminate top finishes:
Bright White (suffix 118)
Brushed Sand (suffix 122)
Folkstone Grey (suffix 114)
Jet Black (suffix 111)
Micro Grey (suffix 121)

Veneer top/edge finishes:
Brown Oak (suffix V427)
Burnt Walnut (suffix V313)
Chalk Oak (suffix V421)
Ebonized Walnut (suffix D)
Graphite Oak (suffix V513)
Light Oak (suffix V423)
Maple (suffix K)
Natural Beech (suffix B)
Old English Walnut (suffix V417)
Warm Brown Walnut (suffix J)
American Walnut (suffix AW)

Veneer top/edge finishes continued:
Natural Oak (suffix ON)
Fumed Oak (suffix OF)
Ebonized Oak (suffix OE)

Wood edge profiles:
Autostrada edge (suffix AE)
Propeller edge (suffix PE)
Saarinen edge (suffix SE)

Flat edgeband finishes:
Black (suffix 111T)
Mink (suffix 324T)
Innertone (suffix 386T)
Platinum (suffix 367T)
Folkstone (suffix 004T)
Bright White (suffix 118T)

Molded edgeband finishes:
Black (suffix 300)
Mink (suffix 324)
Innertone (suffix 386)
Platinum (suffix 367)
Folkstone (suffix 004)
Light Grey (suffix 4)
Medium Grey (suffix 5)

Grommet finishes:
Anodized Aluminum (suffix A)

Peanut Base finishes:
Perforated Aluminum (suffix A)

Veneer Peanut Base finishes: (upcharge applies)
For veneer peanut base finish, add letter W to the veneer finish code at the end of the pattern number (e.g. W-K for maple peanut base finish) and add appropriate upcharge as listed below. Interior-fabricated sheet metal with black powder coat finish.

2 bases $4,029
3 bases $6,047

Electrical

+ For more detailed information, consult the Electrical section of the Propeller Manual.

Grommet options: ($47 per cutout)
Individual table segments may be specified with zero, one or two grommets. All grommets are 3 ¼″ in diameter. Grommet cover finish will always be Anodized Aluminum, see page 52 for details. Optional grommet-mounted power receptacles available, see page 0.

No grommet (Y)
Single grommet, center (GG)
Two grommets, left & right (AG)
Single grommet, side (BG)

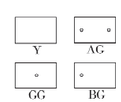

Plexus cutout options: ($47 per cutout)
Tables can be hardwired using pre-wired or empty boxes, or plugged in with plexus boxes with cordset. All drum base and peanut tables can accomodate shallow medium plexus boxes, 60″ tables can also accomodate double wide shallow medium plexus boxes. Individual table segments may be specified with zero, one or two cutouts. To specify plexus box and for more information, see pages 0.

For no Plexus (Y)
For medium Plexus, center, mid-depth (GM)
For medium Plexus, left & right, mid-depth (AM)
For double medium Plexus, center, mid-depth (GMD)
For double medium Plexus, left and right, mid-depth (AMD)

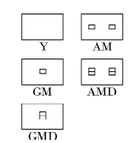

Note:
- Double Plexus AMD and GMD configurations not available on 42″ deep tables.

Features

Maintenance:
See pages 13 .

Frame:
Larger tables will incorporate a frame under the table. Frame is an aluminum extrusion that includes C-clips for wire management. For tables without a frame, please see page 0 to specify clips seperately.

Base Location:
For stand alone tables, two peanut bases will be located 20″ from the edge of the table. On multi-segment tables, the peanut base is located at the center of each segment except on certain four segment tables, where some peanut bases are shared between two segments.

Please note on 42″ deep tables with peanut base, the knee space dimension immediately in front of the base is 7 ½″ from the edge.

Note:
Propeller tables are certified Clean Air GOLD.

AM and AMD are not appropriate for stand alone tables or end segments.

Emanuela Frattini
Propeller® Accessories
Privacy and Modesty Screens with Fabric or Perforated Metal Interior

Designer(s):
Emanuela Frattini, 1994

	description	w	d	h
	P2-SC 11″ high screen	22½″	1″	11″
		28½″	1″	11″
		34½″	1″	11″
		40½″	1″	11″
		46½″	1″	11″
		58½″	1″	11″
		64½″	1″	11″
		70½″	1″	11″
	P2-SC 13″ high screen	22½″	1″	13″
		28½″	1″	13″
		34½″	1″	13″
		40½″	1″	13″
		46½″	1″	13″
		58½″	1″	13″
		64½″	1″	13″
		70½″	1″	13″
	P2-SC 18″ high screen	22½″	1″	18″
		28½″	1″	18″
		34½″	1″	18″
		40½″	1″	18″
		46½″	1″	18″
		58½″	1″	18″
		64½″	1″	18″
		70½″	1″	18″

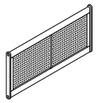

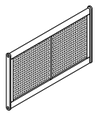

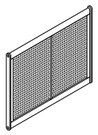

pattern no.	screen fabric	metal (add suffix -M)
P2-SC2411-( )	$412.	$657.
P2-SC3011-( )	$449.	$731.
P2-SC3611-( )	$486.	$806.
P2-SC4211-( )	$542.	$882.
P2-SC4811-( )	$589.	$992.
P2-SC6011-( )	$694.	$1,132.
P2-SC6611-( )	$749.	$1,205.
P2-SC7211-( )	$794.	$1,272.
P2-SC2413-( )	$449.	$731.
P2-SC3013-( )	$486.	$806.
P2-SC3613-( )	$523.	$882.
P2-SC4213-( )	$580.	$992.
P2-SC4813-( )	$626.	$1,069.
P2-SC6013-( )	$731.	$1,205.
P2-SC6613-( )	$787.	$1,281.
P2-SC7213-( )	$834.	$1,347.
P2-SC2418-( )	$486.	$806.
P2-SC3018-( )	$523.	$882.
P2-SC3618-( )	$565.	$956.
P2-SC4218-( )	$619.	$1,069.
P2-SC4818-( )	$666.	$1,142.
P2-SC6018-( )	$765.	$1,281.
P2-SC6618-( )	$822.	$1,358.
P2-SC7218-( )	$867.	$1,425.

58″ and 64″ fabrics will usually be railroaded, 70″ fabric will always be railroaded.

Order Code

Example:	**P2-SC-6018-A-A2** **P2-SC-BKT-PS-A**
P2-SC	Propeller screen
6018	58½″w x 18″h
A	Aluminum frame finish
A2	Thorn fabric
P2-SC-BKT-PS	2 privacy screen attachment clamps
A	Aluminum finish

Specify:

1. Pattern number
2. Frame finish
3. Screen fabric selection/suffix -M for metal screen
4. Attachment bracket (see page 0)
5. Privacy clamp finish (see page 0)

Finishes

Frame, screen and privacy clamp paint finish options:
Aluminum (suffix A)
Jet Black (suffix 111)
Medium Metallic Grey (suffix 612)
Bright White (suffix 118)

Screen fabric selection:
Grade A:
Black (suffix A4)
Cane (suffix A5)
Granite (suffix A1)
Thorn (suffix A2)

Approved KnollTextiles:
Allegory WC865
Back Drop W302
Bollywood WC1015
Infinite K2263
Matinee WC272
Odeon K317
Sequel WC866

Features

Screens:
Fabric screens are universal for either modesty or privacy use. Screen heights are measured from table top to screen top. 11″ high screens are recommended for modesty application. **Note: smaller screens have to be railroaded as a special to match wide screens.**

Screen Attachment:
Privacy screens attach anywhere along table edge. They can be full table width/depth or less. Corresponding attachment clamps must be ordered separately.

Modesty screens attach to leg plates, have to be sized to match full table width (less ½″) or depth for rectangular training tables.

Frame:
Frame consists of extruded aluminum horizontals and die-cast vertical members. Powdercoat finish.

Metal screens are sheet metal with perforation pattern and fused powder-coat finish. Metal screens should be used for privacy only.

Maintenance:
See pages 13.

Emanuela Frattini
Propeller® Accessories
Tackable Fabric Privacy Screens

Designer(s):
Emanuela Frattini, 1999

description	w	d	h
P2-SCT Propeller tackable fabric privacy screen for training tables, 11″ above table top	22½″	1″	11″
	28½″	1″	11″
	34½″	1″	11″
	40½″	1″	11″
	46½″	1″	11″
	58½″	1″	11″
	64½″	1″	11″
	70½″	1″	11″
P2-SCT Propeller tackable fabric privacy screen for training tables, 13″ above table top	22½″	1″	13″
	28½″	1″	13″
	34½″	1″	13″
	40½″	1″	13″
	46½″	1″	13″
	58½″	1″	13″
	64½″	1″	13″
	70½″	1″	13″
P2-SCT Propeller tackable fabric privacy screen for training tables, 18″ above table top	22½″	1″	18″
	28½″	1″	18″
	34½″	1″	18″
	40½″	1″	18″
	46½″	1″	18″
	58½″	1″	18″
	64½″	1″	18″
	70½″	1″	18″

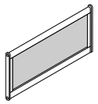

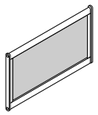

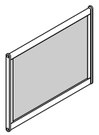

pattern no.	COM 10	20	30	40	45	50	55	60
P2SCT2411-( )	$546.	$551.	$609.	$614.	$619.	$664.	$679.	$693.
P2SCT3011-( )	$616.	$621.	$671.	$677.	$682.	$749.	$773.	$789.
P2SCT3611-( )	$698.	$704.	$762.	$773.	$787.	$834.	$862.	$882.
P2SCT4211-( )	$743.	$750.	$820.	$829.	$843.	$915.	$952.	$967.
P2SCT4811-( )	$801.	$807.	$877.	$885.	$899.	$986.	$1,024.	$1,048.
P2SCT6011-( )	$989.	$993.	$1,082.	$1,089.	$1,107.	$1,233.	$1,277.	$1,308.
P2SCT6611-( )	$1,152.	$1,180.	$1,302.	$1,328.	$1,369.	$1,384.	$1,440.	$1,480.
P2SCT7211-( )	$1,237.	$1,265.	$1,397.	$1,425.	$1,461.	$1,480.	$1,535.	$1,570.
P2SCT2413-( )	$571.	$575.	$629.	$636.	$643.	$679.	$699.	$708.
P2SCT3013-( )	$636.	$642.	$698.	$703.	$708.	$765.	$790.	$808.
P2SCT3613-( )	$722.	$732.	$792.	$806.	$820.	$851.	$882.	$899.
P2SCT4213-( )	$787.	$796.	$866.	$882.	$895.	$954.	$986.	$1,008.
P2SCT4813-( )	$843.	$854.	$931.	$945.	$959.	$1,031.	$1,070.	$1,091.
P2SCT6013-( )	$1,030.	$1,040.	$1,130.	$1,142.	$1,156.	$1,270.	$1,315.	$1,346.
P2SCT6613-( )	$1,180.	$1,205.	$1,328.	$1,358.	$1,397.	$1,411.	$1,471.	$1,507.
P2SCT7213-( )	$1,272.	$1,302.	$1,411.	$1,440.	$1,480.	$1,498.	$1,553.	$1,593.
P2SCT2418-( )	$607.	$612.	$667.	$672.	$682.	$707.	$728.	$738.
P2SCT3018-( )	$707.	$710.	$766.	$779.	$787.	$834.	$860.	$876.
P2SCT3618-( )	$834.	$848.	$915.	$927.	$945.	$956.	$983.	$999.
P2SCT4218-( )	$889.	$903.	$990.	$999.	$1,020.	$1,052.	$1,087.	$1,110.
P2SCT4818-( )	$945.	$959.	$1,052.	$1,069.	$1,085.	$1,136.	$1,172.	$1,199.
P2SCT6018-( )	$1,180.	$1,196.	$1,305.	$1,321.	$1,340.	$1,430.	$1,475.	$1,506.
P2SCT6618-( )	$1,347.	$1,377.	$1,515.	$1,544.	$1,584.	$1,598.	$1,657.	$1,696.
P2SCT7218-( )	$1,461.	$1,488.	$1,639.	$1,666.	$1,706.	$1,720.	$1,779.	$1,818.

Order Code

Example:	**P2-SCT6018A-WC296/17** **P2-SC-BKT-PS-A**
P2-SCT	Propeller tackable screen
6018	60″w x 18″h
A	Aluminum frame
WC296/17	Bauhaus Block, Evergreen
P2-SC-BKT	Screen attachment bracket
PS	Single bracket
A	Aluminum finish

Specify:

1. Pattern number
2. Frame finish
3. Panel fabric selection
4. Attachment clamp (see page 0)
5. Attachment clamp finish (see page 0)

Finishes

Frame/clamp finish:
Aluminum (suffix A)
Jet Black (suffix 111)
Medium Metallic Grey (suffix 612)
Bright White (suffix 118)

Features

Screens:
Propeller tackable screens are upholstered on front and back.

Screens 60″ and wider will also be railroaded. Smaller screens have to be railroaded as a special to match wide screens.

Tackable screens can be specified for privacy application only. Screen heights are measured from table top to screen top. Privacy screens can be attached anywhere along table edge. They can be full table width/depth or less. Corresponding attachment clamps must be ordered separately.

58″ and 64″ fabrics will usually be railroaded, 70″ fabric will always be railroaded

Construction

Frame:
Extruded aluminum horizontal and die-cast vertical members. Powder-coat finish.

Screen:
1/2″ thick mineral board for durable, highly tackable surface. Upholstered on both sides.

Maintenance:
See pages 13.

Fabrics Approved for Upholstery on Propeller Tackable Screens

Grade 10:
COM
Broadcloth II
Element
Foundation
Growth Spurt
Symbolic Details
Tailor Made II
Versatility

Grade 20:
Bauhaus Block
Circle Line
Criss Cross

Grade 20 con't
Infinite
Reflect
Resolution
Weave Three

Grade 30:
Basket Draft
Flow
Matchpoint
Micro
Relay

Grade 40:
Foil Rap
Hard Rock
Heavy Metal
Ornament
Palladium

Grade 45:
Dristi
Macro
Mezzo

Grade 50:
Knoll Hopsack
Presto
Ricochet

Grade 55:
Knoll Felt

Emanuela Frattini
Propeller® Accessories
Attachment Clamps for Modesty and Privacy Screens

Designer(s):
Emanuela Frattini, 1994

description	.	pattern no.	brackets
P2-SC-BKT-MP Set of two modesty screen attachment clips		**P2-SC-BKT-MP**	$42.
P2-SC-BKT-PS Set of two privacy screen attachment clamps, single		**P2-SC-BKT-PS-( )**	$118.
P2-SC-BKT-PSD Set of two privacy screen attachment clamps, shared		**P2-SC-BKT-PSD-( )**	$157.
P2-SC-BKT-PSE One privacy screen attachment clamp, end		**P2-SC-BKT-PSE-( )**	$100.
P2-SC-BKT-PST One privacy screen attachment clamp, T-end		**P2-SC-BKT-PST-( )**	$136.

Order Code

Example:	**P2-SC-BKT-PSD-111**
P2-SC-BKT-PSD	Set of two privacy screen attachment clamps, shared
111	Jet Black finish

Specify:

1. Pattern number
2. Finish

Finishes

Frame, screen and privacy clamp paint finish options:
Aluminum (suffix A)
Jet Black (suffix 111)
Medium Metallic Grey (suffix 612)
Bright White (suffix 118)

Features

Privacy screen attachment clamps:
Clamps are die-cast aluminum with a fused powder-coat finish. One set (two clamps) required for attachment of each screen. Specify single attachment clamps. Clamps can be attached at any location on table edge by simple screw fit.

Screens install without the use of any tools and are held in place with a simple friction fit.

Privacy screen attachment clamps for shared configuration:
One set (2 clamps) required for each screen. Specify shared attachment clamps. Brackets attach on two tables, in a back-to-back or side-to-side configuration at any location on width or depth side of table. There will be a ¾″ gap between connected tables below the shared screen.

Modesty screen attachment clips:
Clips are injection molded medium grey nylon. Two clips required for each screen. Clips are inserted in top of leg endplate.

Mid-depth privacy screen attachment:
Use two end clamps to attach mid-depth screens anywhere along the table top. When using a mid-depth screen with a standard privacy screen, use one T-end clamp where the two screens meet and one end clamp at the free end.

Maintenance:
See pages 13.

Emanuela Frattini
Propeller® Accessories
Tackable Modesty Screens for Flip-Top Tables

Designer(s):
Emanuela Frattini

description	w	d	h	pattern no.	brackets	screen fabric
P2-FT Propeller tackable fabric modesty screen for Flip-Top tables, 11″ 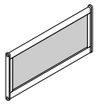	31″	7/8″	11″	**P2FT4811-( )**		$589.
	43″	7/8″	11″	**P2FT6011-( )**		$694.
	55″	7/8″	11″	**P2FT7211-( )**		$794.
P2-FT Propeller tackable fabric modesty screen for Flip-Top tables, 13″ 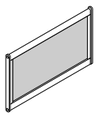	31″	7/8″	13″	**P2FT4813-( )**		$626.
	43″	7/8″	13″	**P2FT6013-( )**		$731.
	55″	7/8″	13″	**P2FT7213-( )**		$834.
P2-FT Propeller tackable fabric modesty screen for Flip-Top tables, 18″ 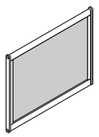	31″	7/8″	18″	**P2FT4818-( )**		$666.
	43″	7/8″	18″	**P2FT6018-( )**		$765.
	55″	7/8″	18″	**P2FT7218-( )**		$867.
P2-FT-BKT-MP Set of two modesty panel attachment clips for Flip-Top table				**P2-FT-BKT-MP( )**	$133.	

Order Code

Example:	**P2FT4811-A-W534/4 P2-FT-BKT-MP-A**
P2FT	Propeller Flip-Top modesty screen
4811	31″w x 11″h
A	Aluminum frame
W534/4	Foil Wrap, Silver
P2-FT-BKT-MP	Modesty screen attachment bracket
A	Aluminum finish

Specify:

1. Pattern number
2. Frame finish
3. Panel fabric selection
4. Attachment clamp
5. Attachment clamp finish

Finishes

Frame/Clamp finish:
Aluminum (suffix A)
Jet Black (suffix 111)
Medium Metallic Grey (suffix 612)
Bright White (suffix 118)

Features

Screens:
Modesty screens for Flip-top tables are available in mesh screen fabric and select KnollTextiles. Available in three standard heights and widths. Screens are non-sided and non-directional.

Modesty screen attachment clips:
Two P2-FT-BKT-MP clips required for each screen. Clips are screw fixed to the Flip-top leg. Please reference the Propeller Manual for drawings.

Modesty screens for the Flip-top tables differ in size to standard modesty/privacy screens.

Construction

Frame:
Extruded aluminum horizontal and die-cast vertical members. Powder coat finish.

Fabrics Approved for Upholstery on Flip-Top Modesty Screens

Mesh screen fabric:
Black (suffix A4)
Cane (suffix A5)
Granite (suffix A1)
Thorn (suffix A2)

Approved KnollTextiles:
Allegory WC865
Back Drop W302
Bollywood WC1015
Infinite K2263
Matinee WC272
Odeon K317
Sequel WC866
Transition W816

Emanuela Frattini
Propeller® Accessories
Credenzas and Sideboards

Designer(s):
Emanuela Frattini, 1994

	description	w	d*	h	pattern no.	top/edge/pedestal laminate/flat edge/ painted case	top/edge/pedestal laminate/wood/ painted case	top/edge/pedestal veneer/flat edge/ veneer case	top/edge/pedestal veneer/PE wood/ veneer case	top/edge/pedestal veneer/ AE/SE wood/ veneer case	top/edge/pedestal veneer/ AE1/SE1 wood/ veneer case
	P5-0 Two position credenza	36 1/4″	20″	28 1/2″	**P5-01**	$6,194.	$7,712.	$8,351.	$9,614.	$9,657.	$9,657.
		36 1/4″	20″	28 1/2″	**P5-02**	$5,822.	$7,336.	$8,014.	$9,220.	$9,264.	$9,264.
	P5-1 Four position credenza	67 3/8″	20″	28 1/2″	**P5-11**	$10,469.	$12,874.	$13,731.	$14,759.	$14,829.	$14,829.
		67 3/8″	20″	28 1/2″	**P5-12**	$10,843.	$12,874.	$14,071.	$14,759.	$14,829.	$14,829.
		67 3/8″	20″	28 1/2″	**P5-13**	$10,469.	$12,283.	$13,731.	$14,349.	$14,415.	$14,415.
		67 3/8″	20″	28 1/2″	**P5-14**	$10,469.	$12,283.	$13,731.	$14,349.	$14,415.	$14,415.
		67 3/8″	20″	28 1/2″	**P5-15**	$10,094.	$11,696.	$13,393.	$13,938.	$14,006.	$14,006.
	P5-2 Six position credenza	98 1/2″	20″	28 1/2″	**P5-21**	$14,118.	$17,296.	$18,927.	$20,090.	$20,187.	$20,187.
		98 1/2″	20″	28 1/2″	**P5-22**	$14,866.	$17,885.	$19,608.	$20,497.	$20,595.	$20,595.
		98 1/2″	20″	28 1/2″	**P5-23**	$14,118.	$16,707.	$18,927.	$19,679.	$19,774.	$19,774.
		98 1/2″	20″	28 1/2″	**P5-24**	$14,118.	$16,707.	$18,927.	$19,679.	$19,774.	$19,774.
		98 1/2″	20″	28 1/2″	**P5-25**	$13,743.	$17,102.	$18,589.	$19,267.	$19,358.	$19,358.
		98 1/2″	20″	28 1/2″	**P5-26**	$14,118.	$16,707.	$18,927.	$19,679.	$19,774.	$19,774.
		98 1/2″	20″	28 1/2″	**P5-27**	$14,554.	$17,296.	$19,330.	$20,090.	$20,187.	$20,187.
		98 1/2″	20″	28 1/2″	**P5-28**	$14,554.	$17,296.	$19,330.	$20,090.	$20,187.	$20,187.
		98 1/2″	20″	28 1/2″	**P5-29**	$14,554.	$17,296.	$19,330.	$20,090.	$20,187.	$20,187.
	P5-C Small sideboard	67 3/8″	20″	28 1/2″	**P5-C**	$4,165.	$5,602.	$4,735.	$6,766.	$6,798.	$6,798.
	P5-D Large sideboard	98 1/2″	20″	28 1/2″	**P5-D**	$5,539.	$7,568.	$6,291.	$9,190.	$9,233.	$9,233.

Order Code

Example:	**P5-2-9-V-A**
P5	Propeller credenza
2	Six positions
9	Double box/file, double door, Double box/file
B	Natural Beech veneer
A	Aluminum legs and pulls

Example:	**P5-1-2-LJ-4-A**
P5	Propeller credenza
1	Four positions
2	Four box/file
LJ	Brushed Aluminum laminate top
4	Light Grey edgeband
A	Aluminum pedestal, pulls and legs

Specify:

1. Pattern number
2. Top finish (pedestal finish for veneer tops)
3. Edge band selection (sideboard and laminate credenzas)
4. Leg/pull/shelf finish (pedestal for laminate top credenzas

*** Please note, AE/SE optional edge option adds 3″ to the overall depth of each piece; AE1/SE1 optional edge option adds 1 ½″ to the overall depth of each piece.**

Finishes

Woodgrain laminate top finishes:
Light Ash (suffix 139)
Warm Ash (suffix 140)
Whitened Ash (suffix 141)
Grey Ash (suffix 142)
Classic Oak (suffix 143)
Graphite Pear (suffix 144)
Zebra (suffix 145)
Medium Cherry (suffix 124)
Natural Maple (suffix 125)
Natural Cherry (suffix 126)
Walnut (suffix 127)

Solid laminate top finishes:
Bright White (suffix 118)
Brushed Sand (suffix 122)
Folkstone Grey (suffix 114)
Jet Black (suffix 111)
Micro Grey (suffix 121)

Veneer top/edge finishes:
Brown Oak (suffix V427)
Burnt Walnut (suffix V313)
Chalk Oak (suffix V421)
Ebonized Walnut (suffix D)
Graphite Oak (suffix V513)
Light Oak (suffix V423)
Maple (suffix K)
Natural Beech (suffix B)
Old English Walnut (suffix V417)
Warm Brown Walnut (suffix J)
American Walnut (suffix AW)
Natural Oak (suffix ON)
Fumed Oak (suffix OF)
Ebonized Oak (suffix OE)

Flat edgeband finishes:
Black (suffix 111T)
Mink (suffix 324T)
Innertone (suffix 386T)
Platinum (suffix 367T)
Folkstone (suffix 004T)
Bright White (suffix 118T)

Molded edgeband finishes:
Black (suffix 300)
Mink (suffix 324)
Innertone (suffix 386)
Platinum (suffix 367)
Folkstone (suffix 004)
Light Grey (suffix 4)
Medium Grey (suffix 5)

Wood edge profiles:
Autostrada edge, both sides (suffix AE)
Autostrada edge, front (suffix AE1)
Propeller edge (suffix PE)
Saarinen edge, both sides (suffix SE)
Saarinen edge, front (suffix SE1)

Leg, shelf and grommet finishes:
Anodized Aluminum (suffix A)
Jet Black (suffix 111)
Medium Metallic Grey (suffix 612)
Bright White (suffix 118)

Leg, pull, shelf and pedestal finishes on painted credenzas:
Aluminum (suffix A)
Jet Black (suffix 111)
Medium Metallic Grey (suffix 6112)
Bright White (suffix 118)

Features

Credenza:
Peanut-shaped leg of Propeller credenza does not include wire channels.

Wood credenzas:
Pedestals on wood credenzas are pre-configured with matching veneer run along credenza front.

Credenzas with laminate top:
Pedestals on laminate top credenzas are painted to match leg and pull finish. All credenzas are fully lockable. One key for all locks. Pull finish matches leg finish.

Credenzas have six legs, four side legs and two short center legs.

Credenza Construction:
Pedestals of wood credenzas are 3-ply solid medium density fiberboard core with veneer surface on front, back and sides. Pedestals of laminate top credenzas have textured powder-coat paint surface on front, back and sides. Pedestals have double module construction (double door, single door left or right with single box/file drawer, double box/file drawer). Layout is preconfigured as shown to right. Credenzas have beam frame construction. Pedestal modules glide onto frame and are numbered in sequence for veneer run.

Double door pedestal has one adjustable shelf. Inside dimensions are 29″w, 17 1/4″d, 19″h. A door hinges open from left. B door hinges open from right. P5-11 and P5-21 have single box/file drawer units. Box/file drawer unit: file drawer suitable for letter and legal filing; full extension drawers. Insides of drawers are lined with black vinyl.

Credenza Construction con't.
Extruded aluminum legs with anodized aluminum or powder-coat finish (medium metallic grey, dark metallic grey). Black plastic leveling glides. Pulls are die-cast aluminum with powder-coat finish. Beam supports are powder-coated metal, positioned to be invisible in frontal view.

Sideboard:
Peanut-shaped leg of Propeller side boards does not include wire channels. Sideboards ship with perforated metal shelf that attaches to legs at 7 3/4″ under side board top. Shelf finish matches leg finish. Small side-board has four legs, large sideboard has six legs (four side legs and two center legs).

Sideboard Construction:
1 1/8″ thick 3-ply solid medium density fiberboard core with urethane edge on laminate tops, ABS flat edgeband or solid wood edge on wood tops. Black plastic glides.

Extruded aluminum legs with anodized or powder-coated finish.

18-gauge perforated metal shelf with 4 rolled edges, attached to leg with steel rod. Fused powder-coat finish.

Credenza/sideboard leg profile:

Credenza pull detail:

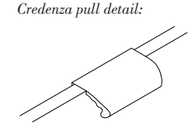

Shipping:
Credenzas and sideboards shipped knocked down. Field assembly required. Sideboards ship tops, shelf and legs separately. Credenzas ship top, pedestal modules (two for four position credenza, three for six position credenza), legs and beam support separately. Pedestals are marked for veneer run.

Maintenance:
See pages 13.

Credenza configurations:

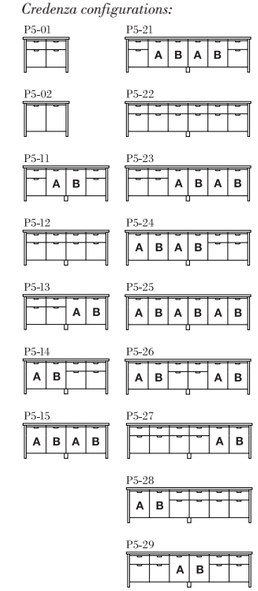

Emanuela Frattini
Propeller® Accessories
Replacement Parts, Training and Conference Tables

Designer(s):
Emanuela Frattini, 1994

	description	type	w	d	h	pattern no.	list
	P2-TLEG Replacement leg kit, trapezoid tables	Set of 2	3 3/4″	1 5/8″	27 1/4″	**P2-TLEG2-( )-( )**	$895.
		Set of 4	3 3/4″	1 5/8″	27 1/4″	**P2-TLEG4-( )-( )**	$1,567.
	P2-RLEG Replacement leg kit for rectangular table, aluminum leg	Set of 2	3 3/4″	1 5/8″	27 1/4″	**P2-RLEG2KIT-( )-( )**	$895.
		Set of 4				**P2-RLEG4KIT-( )-( )**	$1,567.
	P2-TCLEG2 Replacement C-Leg kit 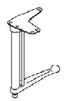	Set of 2, 18″ table				**P2-TCLEG218-( )**	$2,141.
		Set of 2, 24″ and 30″ tables				**P2-TCLEG2-( )**	$2,141.
	P2-TTLEG Replacement T-Leg kit	Set of 2, 30″ tables				**P2-TTLEG30-( )**	$2,141.
		Set of 2, 36″ tables				**P2-TTLEG2-( )**	$2,141.
	P3-CLEG Single conference table leg 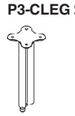	caster		2 1/4″	27 1/2″	**P3-CLEG-C-( )**	$469.
		glide		2 1/4″	27 1/2″	**P3-CLEG-F-( )**	$469.
	P2-CASTER4 Replacement casters, aluminum training leg	Set of 4	2″	1 1/2″	1 3/4″	**P2-CASTER4**	$46.
	P2-GLIDE4 Aluminum leg replacement glides	Set of 4	1 1/2″	1 1/2″	1 1/2″	**P2-GLIDE4**	$46.
	P3-KNOB8 Tool-free hand screws for conference table leg				8 for 2 legs	**P3-KNOB8**	$233.
	P2-C-2 Replacement connector bars	Set of 2, temporary connection	4 3/8″	3/4″	3/4″	**P2-C-2**	$53.
	P4-RW-C2 Replacement connectors	Set of 2, permanent connection				**P4-RW-C2**	$54.

Order Code

Example:	**P2-RLEG2KIT-G-A**
P2-RLEGKIT	2 replacement legs, training table, aluminum leg
G	Glides
A	Anodized Aluminum finish
Example:	**P3-CLEG-C-111**
P3-CLEG-C	Replacement leg, conference table, aluminum leg
111	Jet Black finish

Finishes

Specify:
1. Caster or glide option (Training table legs only)
2. Leg finish

Grommet and Leg finishes:
Anodized aluminum (suffix A)
Jet Black (suffix 111)
Medium Metallic Grey (suffix 612)
Bright White (suffix 118)

Glides/Casters:
Glides (suffix G)
Locking Casters (suffix C)

Features

Legs are for replacement of standard conference and training legs. For hardwired applications specify empty plexus boxes and empty legs. See page 0 or Propeller manual for more information.

For pre-wired applications, specify with pre-wired plexus boxes and pre-wired legs. See page 0 or the Propeller manual for more information.

Maintenance:
See pages 13.

Emanuela Frattini
Propeller® Accessories
Replacement Parts, Drum and Square Drum Base Conference Tables

Designer(s):
Emanuela Frattini, 2004

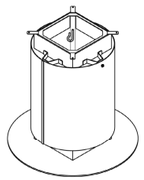

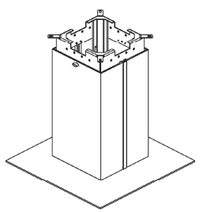

description	base finish	panel dimensions (w x d)	footplate dimensions (w x d)	h	weight	pattern no.	list
P3-DBASES Small Drum Base Only	Perforated Aluminum	18″ x 18″	25″ x 25″	27 1/4″	83	**P3-DBASES-(A)**	$5,689.
	Veneer	18″ x 18″	25″ x 25″	27 1/4″	83	**P3-DBASES-W( )**	$6,528.
P3-DBASEM Medium Drum Base Only	Perforated Aluminum	18″ x 18″	30″ x 30″	27 1/4″	98	**P3-DBASEM-(A)**	$5,806.
	Veneer	18″ x 18″	30″ x 30″	27 1/4″	98	**P3-DBASEM-W( )**	$6,646.
P3-DBASEL Large Drum Base Only	Perforated Aluminum	23″ x 23″	30″ x 30″	27 1/4″	110	**P3-DBASEL-(A)**	$6,150.
	Veneer	23″ x 23″	30″ x 30″	27 1/4″	110	**P3-DBASEL-W( )**	$6,989.
P3-SBASES Small Square Drum Base with Square Plate	Aluminum	13″ x 13″	25″ x 25″	27 1/4″		**P3-SBASES-(A)**	$2,858.
	Veneer	13″ x 13″	25″ x 25″	27 1/4″		**P3-SBASES-W( )**	$3,884.
P3-SBASEM Medium Square Drum Base Only	Aluminum	13″ x 13″	30″ x 30″	27 1/4″		**P3-SBASEM-(A)**	$3,022.
	Veneer	13″ x 13″	30″ x 30″	27 1/4″		**P3-SBASEM-W( )**	$4,050.
P3-SBASEL Large Square Drum Base with Square Plate	Aluminum	16 1/2″ x 16 1/2″	30″ x 30″	27 1/4″		**P3-SBASEL-(A)**	$3,179.
	Veneer	16 1/2″ x 16 1/2″	30″ x 30″	27 1/4″		**P3-SBASEL-W( )**	$4,364.
P4-WM4 Wire management C-clips						**P4-WM4**	$42.

Order Code

Example:	**P3-DBASES-W(X)**
P3-DBASES	Small drum base only
W	Veneer Option
X	American Cherry finish

Specify:

1. Drum or Peanut base size
2. Veneer or Aluminum option
3. Veneer finish

FInishes

Peanut and Drum Base Finishes:
Aluminum (suffix A)

Veneer top/edge finishes:
Brown Oak (suffix V427)
Burnt Walnut (suffix V313)
Chalk Oak (suffix V421)
Ebonized Walnut (suffix D)
Graphite Oak (suffix V513)
Light Oak (suffix V423)
Maple (suffix K)
Natural Beech (suffix B)
Old English Walnut (suffix V417)
Warm Brown Walnut (suffix J)
American Walnut (suffix AW)
Natural Oak (suffix ON)
Fumed Oak (suffix OF)
Ebonized Oak (suffix OE)
American Cherry (suffix X)
Bronzed Cherry (suffix V312)
Light Cherry (suffix V315)
Medium Red Mahogany (suffix Z)

Features

Maintenance:
See pages 13.

Jumper cables available for hardwired applications, see page 0.

Emanuela Frattini
Propeller® Accessories
Replacement Parts, Rectangular Drum and Peanut Base Conference Tables

Designer(s):
Emanuela Frattini, 2004

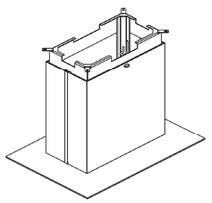

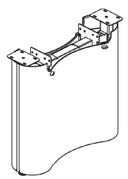

description	base finish	panel dimensions (w x d)	footplate dimensions (w x d)	h	weight	pattern no.	list
P3-RBASES Small Rectangular Drum Base Only	Aluminum	24″ x 13″	36″ x 30″	27 1/4″		**P3-RBASES-(A)**	$3,213.
	Veneer	24″ x 13″	36″ x 30″	27 1/4″		**P3-RBASES-W( )**	$4,466.
P3-RBASEM Medium Rectangular Drum Base Only	Aluminum	24″ x 13″	48″ x 30″	27 1/4″		**P3-RBASEM-(A)**	$3,486.
	Veneer	24″ x 13″	48″ x 30″	27 1/4″		**P3-RBASEM-W( )**	$4,828.
P3-RBASEL Large Rectangular Drum Base Only 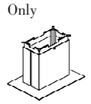	Aluminum	31″ x 16″	36″ x 36″	27 1/4″		**P3-RBASEL-(A)**	$3,574.
	Veneer	31″ x 16″	36″ x 36″	27 1/4″		**P3-RBASEL-W( )**	$4,982.
P3-RBASEXL Extra Large Rectangular Drum Base Only	Aluminum	31″ x 16″	48″ x 36″	27 1/4″		**P3-RBASEXL-(A)**	$3,931.
	Veneer	31″ x 16″	48″ x 36″	27 1/4″		**P3-RBASEXL-W( )**	$5,429.
P3-PBASE Peanut Base Only	Perforated Aluminum	27″ x 8″		27 1/4″	40	**P3-PBASE-(A)**	$4,081.
	Veneer	27″ x 8″		27 1/4″	40	**P3-PBASE-W( )**	$5,089.
P4-WM4 Wire management C-clips						**P4-WM4**	$42.

Order Code

Example:	**P3-SRBASEL-A**
P3-SRBASEL	Large Rectangular Drum Base only
A	Perforated Aluminum finish

Specify:

1. Pattern number
2. Veneer or Perforated Aluminum option
3. Veneer finish

Finishes

Peanut and Drum Base Finishes:
Aluminum (suffix A)

Veneer top/edge finishes:
Brown Oak (suffix V427)
Burnt Walnut (suffix V313)
Chalk Oak (suffix V421)
Ebonized Walnut (suffix D)
Graphite Oak (suffix V513)
Light Oak (suffix V423)
Maple (suffix K)
Natural Beech (suffix B)
Old English Walnut (suffix V417)
Warm Brown Walnut (suffix J)
American Walnut (suffix AW)
Natural Oak (suffix ON)
Fumed Oak (suffix OF)
Ebonized Oak (suffix OE)
American Cherry (suffix X)
Bronzed Cherry (suffix V312)
Light Cherry (suffix V315)
Medium Red Mahogany (suffix Z)

Veneer Drum Base finishes: (upcharge applies)
For veneer drum base finish, add letter W to the veneer finish code at the end of the pattern number (e.g. W-K for maple drum finish) and add appropriate upcharge as listed below. Interior: fabricated sheet metal with black powder coat finish.

1 base (small) $1,169
1 base (medium) $1,251
1 base (large) $1,316
1 base (x-large) $1,398

Features

Maintenance:
See pages 13.

Jumper cables available for hardwired applications, see page 0.

Emanuela Frattini
Propeller® Electrical
Plexus Box and Connectivity Options

Plexus Boxes for Training and Conference Tables are covered power and communications units mounted flush into the table top, offering a clean aesthetic. Plexus Boxes are installed in the field and fit in pre-configured cutout locations in Propeller table tops. Various cutout locations are available, see specific products pages for more information.

Plexus Box types and sizes:
Plexus Boxes are available in two lengths, small and medium.
Medium boxes are also available in a double width format.

Small Box (Training tables only)

P4S-BOXS-( )

Offers one duplex power outlet with surge protector, one communication outlet and one additional data plate.

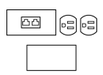

Medium Box (Conference and training tables)

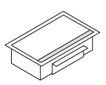

P4S-BOXM-( )

Offers room for two duplex power outlets with surge protector, one quadruple communication outlet and two additional data plates.

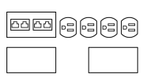

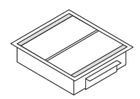

P4SD-BOXM-( )

Double Medium Box (Conference tables only)

Offers room for four duplex power outlets with surge protector, two quadruple communications outlets and four additional data plates.

Plexus Box Connectivity options:
Plexus Boxes are available with three connectivity options for either temporary or permanent installation.

Plexus Box with Cordset

For temporary power and communications access.
P4( )-BOX( )-PP
Use existing leg.

Empty Plexus Box

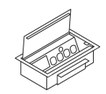

For hard-wired power and communications access. Compatible with legs shown below.
P4( )-BOX( )-E

Training leg
P4-RWIN4-RE (right)
P4-RWIN4-LE (left)

Conference leg
P3-CLEG-PE

Trapezoid leg
P4-RWIN4-TE

C-Leg
P4-RWIN4-CRE (right)
P4-RWIN4-CLE (left)

T-Leg
P3-TLEGU-PE

Pre-wired Plexus Box

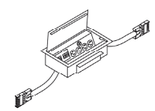

For permanent power and communications access. Compatible with legs shown below.
P4( )-BOX( )-PR

Training leg
P4-RWIN4-R (right)
P4-RWIN4-L (left)

Conference leg
P3-CLEG-PR

Trapezoid leg
P4-RWIN4-T

C-Leg
P4-RWIN4-CR (right)
P4-RWIN4-CL (left)

T-Leg
P3-TLEGU-PR

Ordering Information

To specify Plexus Boxes:
1. Determine power and data requirements and suitable box size
2. Specify table type with required cutout option. (see chart on table product page)
3. Specify box(es).
4. Specify data outlets.
5. Specify infeed legs and finish (empty and pre-wired versions only).
6. Specify jumper cables (pre-wired version only).

Performance

Power options:
The Plexus Box is available in three electric power options: a cordset unit, comprised of a 15 amp single circuit with 3-prong plug; a pre-wired unit, comprised of an eight wire power distribution system for two 20 amp convenience circuits (A,B) and two 20 amp protected circuits (X,Y) with separate neutral and ground; an empty unit, comprised of an empty box to be field installed by a licensed electrician. All power and communication wiring is completely separated by a metal septum to avoid interference.

Data/Communication Options:
The Plexus Box is available with standardized cutouts for communication and data faceplates, which are available as blank or preconfigured with data and communication jacks. The small Plexus Box can accommodate two faceplates, the medium Plexus Box can accommodate three faceplates and the double medium Plexus box can accommodate six face plates. Cordset boxes are sold with one preconfigured data faceplate, please see product details for specifics.

Power outlets and data/communication faceplates are positioned under a hinged lid to allow access. The extruded aluminum lid features a brush seal allowing wires to pass when lid is closed. Inside the box, power receptacles and one data/communication cutout are positioned on a 60° angle wall, while additional data/communication cutouts are located on the floor of the box.

Standard data/communications cutouts will accommodate common faceplates by AMP, CommScope, Nordex and Panduit

Connectivity

Plexus Box with cordset:
The Plexus Box with cordset offers temporary power and communications access, comprising a single 15 amp electrical circuit with a 3-prong plug. The 15' cable can simply be channeled through the Propeller leg to connect to a standard floor or wall outlet. The standard Propeller leg is used with this option. Plexus Boxes with cordset simply rest in the table cutout. Do not attach permanently to the table to comply with UL requirements. Option not available for Chicago or New York.

Pre-wired Plexus Box:
The pre-wired Plexus Box offers four permanent 20 amp electrical circuits for power distribution and data access. An additional special pre-wired infeed leg (R) must specified to bring wires from building power to supply power the table. Jumper cables connect power infeed legs to first box and are used to link multiple boxes. Suitable for most regions if connected to building power by a licensed electrician.

The pre-wired Plexus box uses an eight wire, four circuit power distribution system.

Empty Plexus Box for hardwiring:
The empty Plexus Box for hardwiring offers permanent power and data/communication access and has room for wiring up to four circuits. An additional special empty infeed leg (E) must be specified to bring wires from building power supply to the first empty Plexus Box. Suitable for all regions.

Construction

The Plexus box is constructed of an extruded aluminum lid and bezel in anodized finish. Sides and body are fabricated of stamped steel with aluminum powder-coat finish. Plexus boxes attach via clamps from underneath the table top. Accommodates table thickness from 1″ to 1 ½″.

Cutout options

Plexus Box cutout locations:
For cutout locations see chart on specific product pages. Boxes ship with actual cutout template for field cutting tables, when necessary.

Cutout dimensions (w x d):
Small Plexus Box: 6.875″ x 6.25″
Medium Plexus Box: 6.5″ x 10.25″
Double Medium 10.25″ x 11.875″

Emanuela Frattini
Propeller® Electrical
One-Circuit Plexus Boxes with Cordset

Designer(s):
Emanuela Frattini

	description	type	w	d	h	pattern no.	list price
	P4S-BOXS-PP small plexus box 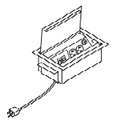	one electical duplex, room for two data faceplates	7.5″	6.75″	2.8″	**P4S-BOXS-PP-X**	$971.
		one electrical duplex, two RJ45 jacks with category 6 transition cables	7.5″	6.75″	2.8″	**P4S-BOXS-PP-2**	$1,451.
	P4S-BOXM-PP medium shallow box with cordset and surge protector	two duplex, four RJ11 jacks, room for 2 additional data plates	10.5″	7″	2.8″	**P4S-BOXM-PP-11(A)**	$1,884.
		two duplex, four RJ45 jacks, room for 2 additional data plates	10.5″	7″	2.8″	**P4S-BOXM-PP-5-(A,B)-(A)**	$1,905.
		two duplex, two RJ11 jacks, two RJ45 jacks, room for 2 additional data plates	10.5″	7″	2.8″	**P4S-BOXM-PP-4511-(A,B)-(A)**	$1,895.
	P4SD-BOXM-PP medium shallow double wide box with cordset and surge protector 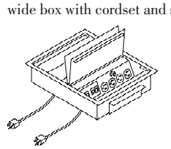	four duplex, eight RJ11 jacks, room for 4 additional data plates	10.5″	12.5″	2.8″	**P4SD-BOXM-PP-11(A)**	$2,921.
		four duplex, eight RJ45 jacks, room for 4 additional data plates	10.5″	12.5″	2.8″	**P4SD-BOXM-PP-5-(A,B)-(A)**	$2,929.
		four duplex, four RJ11 jacks, four RJ45 jacks, room for 4 additional data plates	10.5″	12.5″	2.8″	**P4SD-BOXM-PP-4511-(A,B)-(A)**	$3,065.

Order Code

Example:	**P4SD-BOXM-PP-5-B-A**
P4SD-BOXM-PP	Medium shallow Plexus Box
5	Four category 5 transition cables
B	ATT/Lucent transition cables (non-EIA)
A	Aluminum finish

Specify:

1. Plexus Box for cutout size
2. Desired data configuration
3. Select B for (ATT/Lucent) or A for (EIA) wiring in building
4. Plexus Box lid finish

Finishes

Plexus Box lid finishes:
Aluminum (suffix A)

Features

Plexus Box with Cordset:
The Plexus Box with cordset offers temporary power and data access at the table top. The height of each box is only 2.8″ and accommodates table thickness up to 1 ½″ allowing for complete knee clearance. Inside the box, power receptacles and one data/communication cutout are positioned on a angled wall, while additional data/communication cutouts are located on the floor of the box. All power and communication wiring is completely separated by a metal septum to avoid interference. The extruded aluminum lid features a brush seal, allowing for wires to pass through when the lid is closed. The box feature a black circuit reset button.

The Plexus with cordset is comprised of a single 15 amp electrical circuit with a 3-prong plug. The 15' cord can simply be channeled through the Propeller leg to connect to a standard floor or wall outlet. The standard Propeller leg is used with this option. For horizontal wire management, use wire management trough on page 0. Please note, the double medium box features two 15' cords.

UL listed product. Cordset Plexus Boxes simply rest in the table cutout. Do not attach permanently to the table to comply with UL requirements. This option is not available for Chicago or New York.

Three box sizes are available:

Small Plexus Box with cordset:
The small Plexus Box offers a single electrical duplex and a data/communication cutout positioned on the interior angled wall, with an additional data/communication cutout in the floor of the box. Available in two configurations: one with preconfigured data faceplate with two RJ45 jacks and two 20' Category 6 transition cables (2), or without data/communication faceplates (X).

Medium Plexus Box with cordset:
The medium Plexus Box offers two electrical duplexes and a data/communication cutout positioned on the interior angled wall, with two additional data/communication cutouts in the floor of the box. Available in three configurations: with one preconfigured data faceplate with four RJ11 jacks and four 20' Category 3 transition cables (11), with one preconfigured data faceplate with four RJ45 jacks and four 20' Category 6 transition cables (5), or with one preconfigured data faceplate with two RJ11 jacks and two RJ45 jacks with two 20' Category 3 transition cables and two 20' Category 6 transition cables.

Double Medium Plexus Box with cordset:
The double medium Plexus Box with cordset offers the same features as the medium box, but two sided; a total of four electrical duplexes (two per side) and two data/communication cutouts position on the angled wall (one per side), with four additional data/communication cutouts in the floor of the box (two per side). Available in three configurations: with two preconfigured data faceplates, each with four RJ11 jacks and four 20' Category 3 transition cables (11), with two preconfigured data faceplates, each with four RJ45 jacks and four 20' Category 6 transition cables (5), or with two preconfigured data faceplates, each with two RJ11 jacks and two RJ45 jacks with two 20' Category 3 transition cables and two 20' Category 6 transition cables.

For preconfigured data options and transition cables, select (A) for EIA wiring, or (B) for ATT/Lucent wiring.

To specify individual data/communication plates, please see page 0.

Construction

The Plexus Box is constructed of an extruded aluminum lid and bezel in anodized finish. Sides and body are fabricated of stamped steel with aluminum powder-coat finish. Plexus boxes attach via clamps from underneath the table top. Accommodates table thickness from 1″ to 1 ½″.

Cut-out Dimensions (w x d):
Small Plexus Box 6.875″ x 6.25″
Medium Plexus Box 10.25″ x 6.5″
Double Medium Plexus Box 10.25″ x 11.875″

Emanuela Frattini
Propeller® Electrical
Empty Plexus Boxes for Hardwiring

Designer(s):
Emanuela Frattini

description	accommodates	w	d	h	pattern no.	list price
P4S-BOXM-E medium shallow box, empty	two duplex, room for three additional data plates	10.5″	7″	2.8″	**P4S-BOXM-E-(A)**	$1,005.
P4SD-BOXM-E double shallow medium box, empty 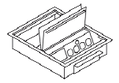	four duplex, room for six additional data plates	10.875″	12.5″	2.8″	**P4SD-BOXM-E-(A)**	$1,804.

Order Code

Example:	**P4S-BOXM-E-A**
P4S-BOXM-E	Medium shallow plexus box, empty
A	Aluminum finish

Specify: Propeller table with desired cutout size and location

1. Plexus box size
2. Anodized finish

Can also specify:

1. Empty leg, refer to page 0.
2. Electrical outlets, refer to page 0.
3. Communication outlets, refer to page 0.
4. Jumper cable to connect empty leg to 1st plexus (female-male), refer to page 0.
5. Jumper cable to connect plexus boxes (male-male), refer to page 0.

Power outlets to be installed by electrical contractor; communication outlets to be installed by licensed communications contractor.

Finishes

Plexus Box lid/infeed leg finishes:
Aluminum (suffix A)

Empty Shallow Plexus for hardwiring

The empty Plexus Box for hardwiring offers permanent power and data/communication access and has room for wiring up to four circuits. An additional special empty infeed leg (E) must be specified to bring wires from building power supply to the first empty Plexus Box. Suitable for all regions.

Empty Medium Plexus Box:
The medium Plexus Box offers room for two electrical duplexes and a data/communication cutout positioned on the interior angled wall, with two additional data/communication cutouts in the floor of the box.

Empty Double Medium Plexus Box:
the empty double medium Plexus Box offers the same features as the medium box, but two sided; room for four electrical duplexes (two each side) and two data/communication cutouts position on the interior angled wall (one per side), with four additional data/communication cutouts in the floor of the box (two per side).

Outlets:
Electrical duplexes are included with each empty box; to be field installed by a licensed electrician.

Eagle Cooper,
Black: 4270-5BK
Orange: IG5262-RN

To specify individual data/communication plates, please see page 0.

Construction

The Plexus Box is constructed of an extruded aluminum lid and bezel in andonized finish. Sides and body are fabricated of stamped steel with aluminum powder-coat finish. Plexus boxes attach via clamps from underneath the table top. Accomodates table thickness from 1″ to 1 ½″.

Cut-out Dimensions (w x d):
Small Plexus Box: 6.875″ x 6.25″
Medium Plexus Box: 10.25″ x 6.5″
Double Medium Plexus Box: 10.25″ x 11.875″

Infeed leg:
For Training or Conference tables with standard legs an additional special empty infeed leg (E) must be specified to bring wires from building power supply to the first empty Plexus Box. Suitable for all regions.

Emanuela Frattini
Propeller® Electrical Pre-Wired Plexus Boxes

Designer(s):
Emanuela Frattini

description	type	w	d	h	pattern no.	list price
P4S-BOXM-PR medium shallow box, pre-wired 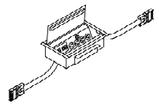	one duplex A, one duplex X, room for 3 data plates	10.5″	7″	2.8″	**P4S-BOXM-PRA-(A)**	$1,792.
	one duplex B, one duplex Y, room for 3 data plates	10.5″	7″	2.8″	**P4S-BOXM-PRB-(A)**	$1,792.
P4SD-BOXM-PR double medium shallow box, pre-wired 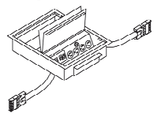	2 duplex A, 2 duplex X, room for 6 data plates	10.5″	12.5″	2.8″	**P4SD-BOXM-PRA-(A)**	$3,135.
	2 duplex B, 2 duplex Y, room for 6 data plates	10.5″	12.5″	2.8″	**P4SD-BOXM-PRB-(A)**	$3,135.

Order Code

Example:	**P4S-BOXM-PRA-A**
P4S-BOXM-PRA	Medium shallow plexus box, prewired
A	Aluminum finish

Specify:

1. Plexus box size
2. Specify Duplex A and X or B and Y
3. Andonized finish

Can also specify:

1. Communication outlets, refer to page 0.
2. Prewired leg, refer to page 0.
3. Jumper to connect plexus boxes (male/male), refer to page 0.
4. Jumper to connect 1st plexus box to leg (female/male), refer to page 0.

Finishes

Plexus Box lid/infeed leg finishes:
Aluminum (suffix A)

Features

Pre-wired Plexus Boxes:
The pre-wired Plexus Box offers permanent electrical power and data access at the table top. The data and electrical receptacles are angled at 60 degrees for easier access. Additional data faceplates are located on box floor.

The extruded aluminum hinge lid features a brush seal, allowing wires to pass when lid is closed.

All power and communication wiring is completely separated by a metal septum to avoid interference.

The Plexus Box is a four-circuit, eight-wire power distribution system that includes two 20-amp convenience circuits (A,B), with neutral and ground and two protected 20-amp circuits (X,Y) with separate neutral and ground. All power outlets are pre-configured to avoid circuit overload. If several Plexus Boxes are connected together, alternate configurations A & B for optimal load distribution. The pre-wired system consists of three components:

- Plexus boxes with outlets.
- A special pre-wired infeed leg for connection to the building power. All conference and training leg versions are available.
- Jumper cables to connect individual Plexus Boxes and to connect the first Plexus Box to pre-wired infeed leg.

UL listed product. Suitable for most regions if connected to building electric by licensed electrician.

Electrical Components:
Eagle Cooper (included in all shallow plexus boxes)
Black: 4270-5BK
Orange: IG5262-RN

Data Plates:
Data Plates can fit up to four Cat 6/RJ45 cables. To specify please see page 0.

Jumper cables:
Jumper cables ensure power connection between infeed legs and first Plexus Box and between each consecutive box. Length calculated for maximum distance.

Jumper cables ship with clamps for attachment underneath table top.

Construction

Plexus Box:
Extruded aluminum body in anodized finish. Sides are stamped steel with aluminum powder-coat finish. Lid is extruded aluminum in anodized or powder-coat finish.

Accomodates tables up to 1 ¼″ thick.

Cut-out Dimensions:
Small 6.875″ x 6.25″
Medium 6.5″ x 10.25″
Double Medium 10.25″ x 11.875″

Infeed leg:
Leg: extruded aluminum with anodized or powder-coat finish. One section of leg is completely enclosed for electrical wiring, other section has clear flexible PVC strips to lay in communication wiring. Stamped steel mounting plates with powder-coat finish. Black nylon glides. Please specify 'PR' version of leg i.e., specify P3-CLEG-PR for a conference leg to match a pre-wired Plexus box.

Pre-wired infeed leg has 6′ open wire cord for attachment to building power via junction box.

Emanuela Frattini
Propeller® Electrical Quadruplex and Wire Management

Designer(s):
Emanuela Frattini, 1994

description	type	w	d	h	pattern no.	list price
P4-PP 360° quadruplex desktop monument for use in grommet 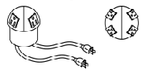	4 power outlets				**P4-PP-( )**	$379.
P4-WMT Double wire management trough 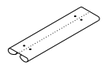		18″	5″	1″	**P4-WMT-18**	$34.
		32″	5″	1″	**P4-WMT-32**	$45.
		44″	5″	1″	**P4-WMT-44**	$58.
		56″	5″	1″	**P4-WMT-56**	$76.
		96″	5″	1″	**P4-WMT-96**	$115.
P4-AWB Equity worksurface cable basket		20″	4″	2″	**P4-AWB20**	$58.
		26″	4″	2″	**P4-AWB26**	$64.
		32″	4″	2″	**P4-AWB32**	$77.
		36″	4	2″	**P4-AWB36**	$78.
		42″	4″	2″	**P4-AWB42**	$83.
P4-MRI Wire management clips (10)					**P4-MRI**	$42.
P4-GR Grommet replacement sleeve and cover		3 1/4″		1 1/4″	**P4-GR-( )**	$46.

Order Code

Example:	**P4-PP-A**
P4-PP	Quadruplex monument, 4 power outlets
A	Aluminum

Specify:

1. Pattern number
2. Finish

Finishes

Quadruplex finishes:
Black (suffix BK)
Aluminum (suffix A)

Note:
Aluminum finish is powder coat, not anodized.

Grommet Finishes:
Aluminum (suffix A)
Jet Black (suffix 111)
Medium Metallic Grey (suffix 612)

Features

Quadruplex monument:
Four power outlets in one single desktop monument. The power hemisphere has two 15 amp, single circuit, 10' power cords; one cord per two outlets. Fits in standard size Propeller grommet with adapter shipped with unit. Composed of two 180° black or aluminum powder-coat ABS plastic dome segments. UL listed.

Morrison wire management clips:
Plastic clips with fastener can be drilled on the underside of the table in desired location to hold up wires and cables. Simply drill a pilot hole in the desired location .7″ deep (use 17/32″ drill).

Wire management troughs:
Rigid black PVC plastic.

Maintenance:
See pages 13.

Emanuela Frattini
Propeller® Electrical
2+2 Raceway Kit Electrical options for Training and Conference tables

The Propeller raceway kit is used when a permanent configuration with rectangular and trapezoid training tables is specified. Typical examples for such situations are desk configurations, cluster desk configurations, computer training room setups. The raceway kit offers permanent power and communication outlets accessible from underneath the top. Access to these outlets is provided through grommets in the table. Quadruplex or transact outlets may also bring the wiring up to the table top.

Raceway kit components
The Propeller Raceway kit is comprised of three components: Infeed leg, Raceway, Jumper cable and the power and communications outlets.

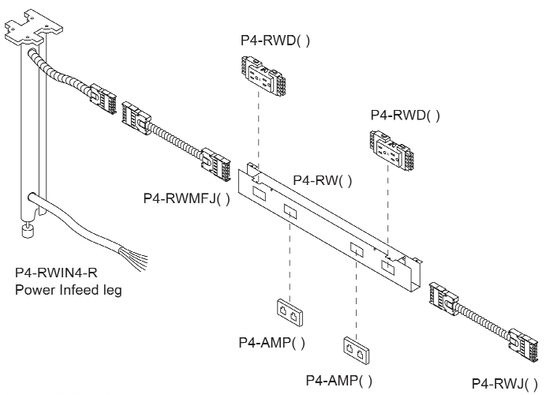

Raceway:
Raceways are available in various different lengths. All raceways offer room for two duplex power outlets with surge protection. The 20″, 26″, 38″ long raceway also has pre-cut holes for installation of two double communication outlets. Raceways are compatible with training and trapezoid tables and can be located in the front of mid-depth positions of all tables, and also at the back of the trapezoid table.

Jumper cables:
There are two types of jumper cables. Male-Female jumper cables are used to connect power infeed legs to the first plexus box or first raceway. Male-male jumper cables are used to connect between plexus boxes or between raceways.

Power infeed legs:
Provides permanent power and communications access. Alternatively empty infeed legs can also be specified. Raceway compatible with legs shown below.

Training leg
P4-RWIN4-R (right)
P4-RWIN4-L (left)

Trapezoid leg
P4-RWIN4-T

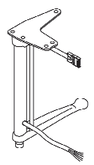

C-Leg
P4-RWIN4-CR (right)
P4-RWIN4-CL (left)

T-Leg
P3-TLEGU-PR

Ordering Information

Specify:
1. Suitable raceway for every table
2. Jumper cables for every table-to-table connection.
3. Power infeed leg
4. Power infeed leg finish
5. Power and communications outlets

Description

Raceway kit:
The 2 + 2 Raceway kit is a four-circuit, eight-wire modular power distribution system available for all Knoll systems. Raceway components distribute two 20 amp convenience circuits (A,B) with shared neutral and ground and two surge protected 20 amp circuits (X, Y) with separate neutral and ground. Each raceway has four connectors for jumper cables, two on left and two on the right. This allows for configurations with branching side connections from the overall circuit.

A complete Raceway Kit consists of:

- Pre-assembled Raceway mounted inside metal trough. One raceway per table required.

- Jumper cables for bridging power between raceways on ganged tables.

- Power infeed legs bring power from building power to raceway.

Construction

Raceway:
Bent sheet metal trough with dark grey finish. Raceway is fully enclosed in metal trough.

Jumper cables:
Electrical conduit encased in a flexible metal tube with electrical connectors on both ends.

Power infeed leg:
Extruded aluminum leg with glide and cast aluminum end plate or cast aluminum foot for C-legs or T-legs Wiring is shielded inside fully enclosed leg section. 6' conduit emanating from bottom of leg for connection to building power. 9¼″ long jumper cable emanating from top of leg is used to connect power infeed leg to raceway.

Typical Raceway configurations:
Virtually any electrical layout can be realized by utilizing the power infeed leg, proper lengths of raceway and jumper cables. Raceways provide combinations of duplex power outlets and duplex communications outlets. The length of the table top defines the length of the raceway.

90° Desking configuration:
Consists of a power infeed leg, a long and short raceway and 2 jumper cables

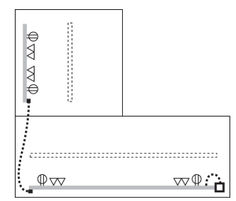

Linear computer training configuration:
Consists of a power infeed leg, 2 raceways of equal length mounted at front of desk, and 2 jumper cables. This configuration may be extended to incorporate any number of desks.

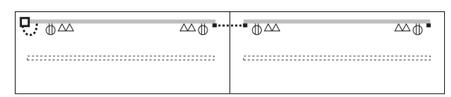

Component Glossary

- Raceway
- Duplex power outlets
- Double commmunication outlets
- Jumper cable
- Power infeed leg

Cluster configuration:
Consists of a power infeed leg of 4 short and long raceways connected by 8 jumper cables.

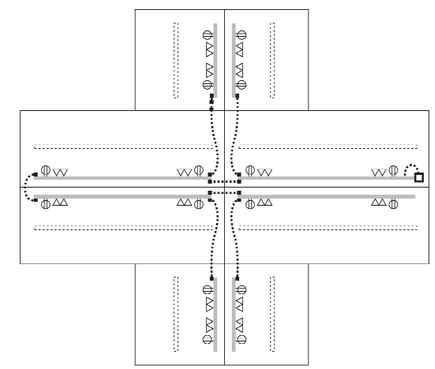

Curved training configuration:
Consists of a power infeed leg, 3 raceways of equal length mounted at mid-depth of desk, and 3 jumper cables.

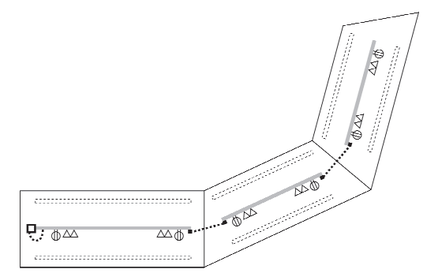

Specifications

Raceway:
All raceways include a pre-installed power rail that fits 2 duplex outlets. The 20″, 26″, 38″ long raceway also has pre-cut holes for installation of two double communication outlets. Raceways ship with special locking connectors for permanently ganging tables.

Communication wiring has to be field installed by communication contractor.

Raceway kits do not include wire management trough for surplus wires. Specify P4-WMT or P4-AWB for storage of surplus wires.

Note: all tables must be ganged permanently with electrical connectors when Raceway Kit is used.

Duplex outlets:
Duplex outlet circuits are designated by white letters on black background. Two duplex outlets marked for a specific circuit can be specified. Choose none, one or two duplex outlets per raceway. Each raceway kit can receive two duplex outlets of the same or of different circuits.

Communications modules:
AMP outlet faceplates have black textured finish. A maximum of two double communications outlets can be specified for different wiring and standards. AMP RJ45 outlets are available with EIA-T568B (ATT wiring) or EIA-T568A (all other EIA wiring) configurations. All RJ45 communications outlets are specially configured and rated for Category 5 high speed data cabling, except those with couplers (Cat 3). For more communications module options, consult the Currents pricelist.

Jumper cables:
Jumper cables connect power from raceway to raceway, bridging between tables. They consist of electrical conduit encased in a flexible metal tube with electrical connectors on both ends. Different length jumper cables are required depending on the configuration.

Pre-wired, power infeed leg:
Pre-wired, power infeed leg supplies raceway with power from building power source. Extruded aluminum with anodized or powder coat finish. One section of the leg is fully enclosed for electrical wiring, the other has a clear, flexible PVC strip to lay in data cables.

A 9¼″ long cable emanating from top of leg is used to connect power infeed leg to raceway. 6' conduit emanating from bottom of leg is used for hard-wiring leg to building power. This can be cut to length during installation.

Specify left leg if infeed is located left of raceway, right leg if infeed is located right of raceway. Installation by licensed electrician only.

Emanuela Frattini
Propeller® Electrical
2+2 Raceway Components

Designer(s):
Emanuela Frattini, 1994

description	type	w	d	h	pattern no.	list price
P4-RWR Power Raceway Kit for rectangular table	48″ w rect tbls	14″	2 ½″	3 ¼″	**P4-RWR48**	$597.
	60″ w rect tbls	26″	2 ½″	3 ¼″	**P4-RWR60**	$636.
	66″ w rect tbls	26″	2 ½″	3 ¼″	**P4-RWR66**	$636.
	72″ w rect tbls	38″	2 ½″	3 ¼″	**P4-RWR72**	$672.
P4-RWT Power Raceway Kit for trapezoid table	Trapezoid table, long side	20″	2 ½″	3 ¼″	**P4-RWT**	$636.
Two RJ11 AMP (box of 10)	Two RJ11, 110 termination				**P4-PDC-22**	$673.
	Two RJ11, couplers				**P4-PDC-21**	$673.
Two RJ45 AMP (box of 10)	Two RJ45, couplers				**P4-PDC-12**	$673.
RJ11/RJ45 AMP (box of 10)	RJ11, RJ45, 110, EIA-T568A/6+5				**P4-AMP1145A**	$723.
	RJ11, RJ45, 110, EIA-T568B/6+5				**P4-AMP1145B**	$723.
	RJ11, RJ45, couplers				**P4-PDC-24**	$673.
P4-RW-D Duplex outlets, black	Circuit A				**P4-RWDA**	$46.
	Circuit B				**P4-RWDB**	$46.
	Circuit X				**P4-RWDX**	$46.
	Circuit Y				**P4-RWDY**	$46.
P4-RW-DO Duplex outlets, orange	Circuit X				**P4-RWDOX**	$54.
	Circuit Y				**P4-RWDOY**	$54.

Order Code

Example:	**P4-RWR60**
P4	Propeller accessory
RW	Raceway
R	For rectangular table
60	For 60″ wide table

Specify:

1. Suitable raceway kit for every table
2. Jumper cables for every table-to-table connection
3. Power infeed leg (one per raceway)
4. Power infeed leg finish
5. Power and communication outlets

Ordering Information

Infeed leg finishes:
Anodized Aluminum (suffix A)
Jet Black (suffix 111)
Medium Metallic Grey (suffix 612)

Propeller raceway:
Propeller 2 + 2 Raceway is a four-circuit, eight-wire modular power distribution system available for all Knoll Systems. 2 + 2 Raceway components distribute two 20-amp convenience circuits (A, B), with neutral and ground, and two protected 20-amp circuits (X, Y) with separate neutral and ground. UL183 listed for use on tables.

A complete Propeller Raceway consists of pre-assembled raceway kits mounted inside metal troughs, jumper cables and infeed legs, ordered individually.

- One raceway kit per table required.
- Jumper cables bridge power between tables.
- Power infeed legs bring power from building power to raceway.

The raceway circuit is connected to the building power via a junction box. Installation by licensed electrician only.

Maintenance:
See pages 13.

Specification Information

Note: All tables must be ganged permanently with electrical connectors when used with raceway.

Raceway:
All raceways include a pre-installed power rail that fits 2 duplex outlets. The 20″, 26″, 38″ long raceway also has pre-cut holes for installation of two double communication outlets. The 14″ raceway can fit either 2 duplex outlets or one duplex outlet and one double communications outlet. Raceways ship with special locking connectors for permanently ganging tables.

Communication wiring has to be field installed by communication contractor.

Raceway kits do not include wire management trough for surplus wires. Use **P4-WMT/P4-WMTR** on page 102 for storage of surplus wires.

Jumper cables:
Jumper cables ensure power connection in a straight line configuration, or for tables
joined perpendicularly, or for configurations with bridges or segments between tables.

Jumper cables ship with clamps for attachment underneath table top.

Power infeed leg:
Supplies raceway with power from building power source. Complete leg assembly hard- wired inside, fully enclosed wiring. Use junction box to connect raceway to building power.

Specify left leg if infeed is located left of raceway, right leg if infeed is located right of raceway. Power infeed has 6′ cord for hard wiring that can be cut to length during installation of raceway. Cord must be cut to 18″ length or less for application in New York City.

Duplex outlets:
Duplex outlet circuits are designated by white letters on black background.

Communication modules:
AMP outlet faceplates are black textured finish.

AMP RJ45 outlets are available with EIA-T568B (ATT wiring) or EIA-T568A (all other EIA wiring) configurations.

All RJ45 data/communication outlets are specially configured and rated for Category 5 high speed data cabling, except those with couplers (Cat 3).

Construction

Power infeed leg:
Extruded aluminum leg with glide and cast aluminum end plate or cast aluminum foot for C-legs or T-legs. Wiring is shielded inside fully enclosed leg section. 6′ open lines to attach junction box on bottom of leg. 9 ¼″ long jumper infeed end at top of infeed leg connects to raceway kit.

Raceway Kits:
Bent sheet metal trough with dark metallic grey finish (suffix V).

Raceway is fully enclosed in metal trough.

Refer to page 0 for jumper cables.

Emanuela Frattini
Propeller® Electrical
Jumper Cables for Raceway Kit and Pre-Wired Plexus Boxes

Designer(s):
Emanuela Frattini, 1994

description	type	w	pattern no.	list price
P4-RWJ Male-male jumper cable- to connect between plexus boxes or between raceways 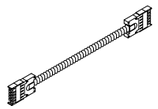		10″	**P4-RWJ10**	$121.
		17″	**P4-RWJ17**	$128.
		27″	**P4-RWJ27**	$146.
		37″	**P4-RWJ37**	$157.
		47″	**P4-RWJ47**	$168.
		57″	**P4-RWJ57**	$182.
		67″	**P4-RWJ67**	$196.
P4-RWMF Female-male jumper cable- to connect power infeed leg to first plexus box or first raceway 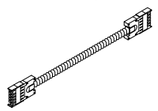		10″	**P4-RWMFJ10**	$121.
		17″	**P4-RWMFJ17**	$128.
		27″	**P4-RWMFJ27**	$146.
		37″	**P4-RWMFJ37**	$157.
P4-RWM Infeed cable 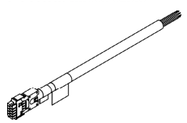	Prewired power connection for drum/peanut	30″	**P4-RWM30**	$217.
	Prewired power connection for drum/peanut	96″	**P4-RWM96**	$382.

Order Code

Example:	**P4-RWMFJ17**
P4RWMF	Female-male jumper cable to connect power infeed leg to first plexus box or first raceway
J17	17″ female/male jumper cable

Specify:

1. Male-male or male-female jumper cable connection
2. Length of jumper cable needed

Specification Information

Note: All tables must be ganged permanently with electrical connectors when used with raceway. Building power must be turned off before reconfiguration.

Jumper cables:
Jumper cables ensure power connection in a straight line configuration, or for tables joined perpendicularly, or for configurations with bridges or segments between tables.

Jumper cables ship with clamps for attachment underneath table top.

Jumper cables: Training
Jumper cables ensure power connection between legs and raceway kits under each table.

Raceway jumper connections:
Male-male jumper cables for connection between raceway kits.

Female-male jumper cables for connection between power infeed leg and raceway kit.

Plexus jumper connections:
Male-male jumper cables for connection between Plexus boxes.

Female-male jumper cables for connection between power infeed leg and Plexus box.

Emanuela Frattini
Propeller® Electrical
Leg Options for Training and Conference Tables
Leg Options for Prewired Plexus Boxes

Designer(s):
Emanuela Frattini, 1994

description	type	pattern no.	list price
P3-CLEG-PR	Conference Std. leg, Prewired (Universal)	**P3-CLEG-PR-( )**	$962.
P3-TLEGU-PR	T-Leg, Prewired (Universal)	**P3-TLEGU-PR-( )**	$1,454.
	T-Leg, Prewired (Universal) for 30″ Tables	**P3-TLEGU-PR30-( )**	$1,395.
P4-RWIN4-CL	C-Leg, Prewired (Left)	**P4-RWIN4-CL-( )**	$1,454.
P4-RWIN4-CR	C-Leg, Prewired (Right)	**P4-RWIN4-CR-( )**	$1,454.
P4-RWIN4-T	Trapezoid Std. leg, Prewired (Universal)	**P4-RWIN4-T-( )**	$630.
P4-RWIN4-RR	Training Std. leg, Prewired (Right)	**P4-RWIN4-RR-( )**	$630.
P4-RWIN4-RL	Training Std. leg, Prewired (Left)	**P4-RWIN4-RL-( )**	$630.

Order Code

Example:	**P4-RWIN4-L(A)**
P4-RWIN4-L	Infeed leg for rectangular table, left
A	Anodized finish

Specify:

1. Power infeed leg
2. Power infeed leg finish

Finishes

Infeed leg finishes:
Anodized Aluminum (suffix A)
Jet Black (suffix 111)
Medium Metallic Grey (suffix 612)

Specification Information

Note: All tables must be ganged permanently with electrical connectors when used with raceway. Building power must be turned off before reconfiguration.

Infeed leg:
Standard leg: extruded aluminum with anodized or powder-coat finish. One section of leg is completely enclosed for electrical wiring, other section has clear flexible PVC strips to lay in communication wiring. Stamped steel mounting plates with powder-coat finish. Black nylon glides.

Standard conference, trapezoid and T-Legs are universal and can be used on either side of the table. For C-Legs and training specify right or left.

C-Leg & T-Leg: Extruded aluminum with anodized or powder-coat finish. One section of leg is completely enclosed for electrical wiring, other section has clear flexible PVC strips to lay in communication wiring. Cast aluminum foot plate with textured surface with powder-coat finish matching the leg finish. Steel mounting plates with powder-coat finish.

Cast aluminum foot plate with textured surface with powder-coat finish matching the leg finish. Steel mounting plates with powder-coat finish. Black nylon glides.

Emanuela Frattini
Propeller® Electrical
Leg Options for Training and Conference Tables
Leg Options for Empty Plexus Boxes

Designer(s):
Emanuela Frattini, 1994

description	type	pattern no.	list price
P3-CLEG-PE	Conference Std. leg, Empty (Universal)	**P3-CLEG-PE-( )**	$671.
P3-TLEGU-PE 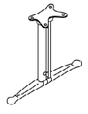	T-Leg, Empty (Universal)	**P3-TLEGU-PE-( )**	$895.
	T-Leg, Empty (Universal) for 30″ tables	**P3-TLEGU-PE30-( )**	$860.
P4-RWIN4-RER	Training Std. leg, Empty (Right)	**P4-RWIN4-RER-( )**	$477.
P4-RWIN4-REL	Training Std. leg, Empty (Left)	**P4-RWIN4-REL-( )**	$477.
P4-RWIN4-CRE	C-Leg, Empty (Right)	**P4-RWIN4-CRE-( )**	$1,211.
P4-RWIN4-CLE	C-Leg, Empty (Left)	**P4-RWIN4-CLE-( )**	$1,211.
P4-RWIN4-TE	Trapezoid Std. Leg, Empty	**P4-RWIN4-TE-( )**	$477.

Order Code

Example:	**P4-RWIN4-RE(A)**
P4-RWIN4-RE	infeed leg for rectangular table, right
A	Anodized finish

Specify:

1. Power infeed leg
2. Power infeed leg finish

Finishes

Infeed leg finishes:
Anodized Aluminum (suffix A)
Jet Black (suffix 111)
Medium Metallic Grey (suffix 612)

Specification Information

Note: All tables must be ganged permanently with electrical connectors when used with raceway. Building power must be turned off before reconfiguration.

Infeed leg:
Standard leg: extruded aluminum with anodized or powder-coat finish. One section of leg is completely enclosed for electrical wiring, other section has clear flexible PVC strips to lay in communication wiring. Stamped steel mounting plates with powder-coat finish. Black nylon glides.

Standard conference, trapezoid and T-Legs are universal and can be used on either side of the table. For C-Legs and training, specify right or left.

C-Leg & T-Leg: Extruded aluminum with anodized or powder-coat finish. One section of leg is completely enclosed for electrical wiring, other section has clear flexible PVC strips to lay in communication wiring. Cast aluminum foot plate with textured surface with powder-coat finish matching the leg finish. Steel mounting plates with powder-coat finish.

Cast aluminum foot plate with textured surface with powder-coat finish matching the leg finish. Steel mounting plates with powder-coat finish. Black nylon glides.

Emanuela Frattini
Propeller® Electrical
Plexus Communication and Data Faceplates

description	accomodates	w	d	h	color	pattern no.	list price
P7-C3 data faceplate, one RJ-11 communication jack 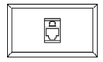	one RJ-11 Cat. 3 jack*	3.2″	1.9″	.4″	black	**P7-C3**	$69.
	one RJ-11 Cat. 3 jack*	3.2″	1.9″	.4″	grey	**P7GR-C3**	$81.
P7-C6 data faceplate, one RJ-45 data jack 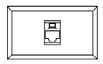	one RJ-45 Cat. 6 jack*	3.2″	1.9″	.4″	black	**P7-C6**	$109.
	one RJ-45 Cat. 6 jack*	3.2″	1.9″	.4″	grey	**P7GR-C6**	$123.
P7-C3-C6 data faceplate, one RJ-11 communication jack, one RJ-45 data jack 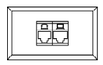	one RJ-11 Cat. 3 jack, one RJ-45 Cat.6 jack*	3.2″	1.9″	.4″	black	**P7-C3-C6**	$159.
	one RJ-11 Cat. 3 jack, one RJ-45 Cat.6 jack*	3.2″	1.9″	.4″	grey	**P7GR-C3-C6**	$172.
P7-C3-C6-C6 data faceplate, one RJ-11 communication jack, two RJ-45 data jacks	one RJ-11 Cat. 3 jack, two RJ-45 Cat. 6 jack*	3.2″	1.9″	.4″	black	**P7-C3-C6-C6**	$264.
	one RJ-11 Cat. 3 jack, two RJ-45 Cat. 6 jack*	3.2″	1.9″	.4″	grey	**P7GR-C3-C6-C6**	$277.
P7-C6-C6 data faceplate, two RJ-45 data jacks 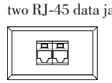	two RJ-45 Cat. 6 jack*	3.2″	1.9″	.4″	black	**P7-C6-C6**	$208.
	two RJ-45 Cat. 6 jack*	3.2″	1.9″	.4″	grey	**P7GR-C6-C6**	$220.

Order Code

Example:	**P7-C3-C6-C6**
P7	Black data faceplate
C3	RJ11 Cat. 3 jack
C6	RJ45 Cat. 6 jack
C6	RJ45 Cat. 6 jack

Specify: Faceplate with desired communication or data jacks.

1. Faceplate
2. Communication/data jack
3. Communication/data jack
4. Communication/data jack

On-site wiring to be installed by communications/data contractor.

Finishes

Faceplate finishes:
Black (suffix P7)
Grey (suffix P7GR)

Communication data options:
RJ-11 Category 3 jack (suffix C3) *
RJ-45 Category 5e inline coupler (suffix C5E)
RJ-45 Category 6 jack (suffix C6) *
Fiber optic (suffix LC)

Data cables are not supplied.

* requires on-site wiring
RJ-11 (Cat. 3) and RJ-45 (Cat. 6) jacks require wires to be crimped to backs.

A/V and data options:
15 pin VGA (suffix VGA)
Mini Stereo jack (suffix MS) *
Mini Stereo coupler (suffix MSI)
HDMI coupler (suffix HDMI)
3 pin XLR female (suffix 3X) *
3 pin mini XLR female (suffix 3M) *
Cord minders (suffix CM)
Blank plate (suffix X)

Features

Communication, data jacks:
RJ-11 Telephone Connection:
RJ-11 Category 3 data jack, requires site wiring and wires must be crimped to back of jack. Configured for Siemons cables. (suffix C3)
Configured for Amp cables.(suffix C3I)
RJ-45 Data Connection:
RJ-45 Category 5e in-line coupler female/female. Configured for Amp cables. (suffix C5E)
RJ-45 Category 6 data jack, requires site wiring and cables must be crimped to back of jack. Configured for Siemons cables. (suffix C6)

A/V and data jacks:
DB Connection:
15 pin High density VGA female/female coupler. (suffix VGA)
DVI Connection:
DVI in-line female/female coupler. (suffix DVI)
RCA Connection:
White (left audio), Red (right audio) and Yellow (composite video) female/female coupler. (suffix RCA)
Stereo Connection:
Mini Stereo (3.5mm) jack, requires site wiring (suffix MS). Mini Stereo (3.5mm) female/female coupler (suffix MSI).
USB Connection:
USB A/A inline in XLR body. (suffix USB)
Video Connection:
S-Video (SVHS) female/female coupler. (suffix SV)
XLR Connection:
3 pin XLR jack, requires site wiring (suffix 3X). 3 pin mini XLR jack, requires site wiring (suffix 3M).
HDMI Connection:
HDMI in-line female/female coupler (suffix HDMI).
* requires on-site wiring.

A/V Cables are not included.

Construction

ABS fire retardant faceplate with integral color. Fits shallow Plexus box openings.

Emanuela Frattini
Propeller® Electrical
Plexus Communication and Data Faceplates

description	accomodates	w	d	h	color	pattern no.	list price
P7-C6-C6-C6 data faceplate, three RJ-45 data jacks 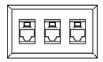	three RJ-45 Cat. 6 jack*	3.2″	1.9″	.4″	black	**P7-C6-C6-C6**	$308.
	three RJ-45 Cat. 6 jack*	3.2″	1.9″	.4″	grey	**P7GR-C6-C6-C6**	$321.
P7-C6-C6-C6-C6 data faceplate, four RJ-45 data jacks	four RJ-45 Cat. 6 jack*	3.2″	1.9″	.4″	black	**P7-C6-C6-C6-C6**	$406.
	four RJ-45 Cat. 6 jack*	3.2″	1.9″	.4″	grey	**P7GR-C6-C6-C6-C6**	$418.
P7-C3-C3-C6-C6 data faceplate, two RJ-11 communication jacks, two RJ-45 data jacks	two RJ-11 Cat. 3 jack, two RJ-45 Cat. 6 jack*	3.2″	1.9″	.4″	black	**P7-C3-C3-C6-C6**	$320.
	two RJ-11 Cat. 3 jack, two RJ-45 Cat. 6 jack*	3.2″	1.9″	.4″	grey	**P7GR-C3-C3-C6-C6**	$333.
P7-C5-C5 data faceplate, two RJ-45 data jacks 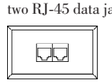	two RJ-45 Cat. 5e couplers, female/female	3.2″	1.9″	.4″	black	**P7-C5-C5**	$208.
	two RJ-45 Cat. 5e couplers, female/female	3.2″	1.9″	.4″	grey	**P7GR-C5-C5**	$220.
P7-C5-C5-C5 data faceplate, three RJ-45 data jacks 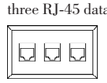	three RJ-45 Cat. 5e couplers, female/female	3.2″	1.9″	.4″	black	**P7-C5-C5-C5**	$308.
	three RJ-45 Cat. 5e couplers, female/female	3.2″	1.9″	.4″	grey	**P7GR-C5-C5-C5**	$321.

Order Code

Example:	**P7-C3-C6-C6**
P7	Black data faceplate
C3	RJ11 Cat. 3 jack
C6	RJ45 Cat. 6 jack
C6	RJ45 Cat. 6 jack

Specify: Faceplate with desired communication or data jacks.

1. Faceplate
2. Communication/data jack
3. Communication/data jack
4. Communication/data jack

On-site wiring to be installed by communications/data contractor.

Finishes

Faceplate finishes:
Black (suffix P7)
Grey (suffix P7GR)

Communication data options:
RJ-11 Category 3 jack (suffix C3) *
RJ-45 Category 5e inline coupler (suffix C5E)
RJ-45 Category 6 jack (suffix C6) *
Fiber optic (suffix LC)

Data cables are not supplied.

* requires on-site wiring
RJ-11 (Cat. 3) and RJ-45 (Cat. 6) jacks require wires to be crimped to backs.

A/V and data options:
15 pin VGA (suffix VGA)
Mini Stereo jack (suffix MS) *
Mini Stereo coupler (suffix MSI)
HDMI coupler (suffix HDMI)
3 pin XLR female (suffix 3X) *
3 pin mini XLR female (suffix 3M) *
Cord minders (suffix CM)
Blank plate (suffix X)

Features

Communication, data jacks:
RJ-11 Telephone Connection:
RJ-11 Category 3 data jack, requires site wiring and wires must be crimped to back of jack. Configured for Siemons cables. (suffix C3)
Configured for Amp cables.(suffix C3I)
RJ-45 Data Connection:
RJ-45 Category 5e in-line coupler female/female. Configured for Amp cables. (suffix C5E)
RJ-45 Category 6 data jack, requires site wiring and cables must be crimped to back of jack. Configured for Siemons cables. (suffix C6)

A/V and data jacks:
DB Connection:
15 pin High density VGA female/female coupler. (suffix VGA)
DVI Connection:
DVI in-line female/female coupler. (suffix DVI)
RCA Connection:
White (left audio), Red (right audio) and Yellow (composite video) female/female coupler. (suffix RCA)
Stereo Connection:
Mini Stereo (3.5mm) jack, requires site wiring (suffix MS). Mini Stereo (3.5mm) female/female coupler (suffix MSI).
USB Connection:
USB A/A inline in XLR body. (suffix USB)
Video Connection:
S-Video (SVHS) female/female coupler. (suffix SV)
XLR Connection:
3 pin XLR jack, requires site wiring (suffix 3X). 3 pin mini XLR jack, requires site wiring (suffix 3M).
HDMI Connection:
HDMI in-line female/female coupler (suffix HDMI).
* requires on-site wiring.

A/V Cables are not included.

Construction

ABS fire retardant faceplate with integral color. Fits shallow Plexus box openings.

Emanuela Frattini
Propeller® Electrical
Plexus Communication and Data Faceplates

description	accomodates	w	d	h	color	pattern no.	list price
P7-C3I-C3I data faceplate, two RJ-11 communication jacks 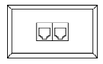	two RJ-11 Cat. 3 couplers, female/female	3.2″	1.9″	.4″	black	**P7-C3I-C3I**	$94.
	two RJ-11 Cat. 3 couplers, female/female	3.2″	1.9″	.4″	grey	**P7GR-C3I-C3I**	$107.
P7-LC-LC data faceplate, two fiber optic connectors	two LC fiber optic duplex connectors female/female	3.2″	1.9″	.4″	black	**P7-LC-LC**	$453.
	two LC fiber optic duplex connectors female/female	3.2″	1.9″	.4″	grey	**P7GR-LC-LC**	$466.
P7-LC-LC-C6-C6 data faceplate, two fiber optic connectors, two RJ45 Cat. 6 jacks	two fiber optic duplex connectors, two RJ45 Cat. 6 jacks	3.2″	1.9″	.4″	black	**P7-LC-LC-C6-C6**	$651.
	two fiber optic duplex connectors, two RJ45 Cat. 6 jacks	3.2″	1.9″	.4″	grey	**P7GR-LC-LC-C6-C6**	$665.
P7-VGA-C6 data faceplate, one 15 pin VGA 60″ patch cord, one RJ-45 data jack 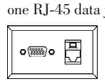	one 15 pin VGA 60″ patch cord, one RJ-45 Cat. 6 jack*	3.2″	1.9″	.4″	black	**P7-VGA-C6**	$279.
	one 15 pin VGA 60″ patch cord, one RJ-45 Cat. 6 jack*	3.2″	1.9″	.4″	grey	**P7GR-VGA-C6**	$292.

Order Code

Example:	**P7-C3-C6-C6**
P7	Black data faceplate
C3	RJ11 Cat. 3 jack
C6	RJ45 Cat. 6 jack
C6	RJ45 Cat. 6 jack

Specify: Faceplate with desired communication or data jacks.

1. Faceplate
2. Communication/data jack
3. Communication/data jack
4. Communication/data jack

On-site wiring to be installed by communications/data contractor.

Finishes

Faceplate finishes:
Black (suffix P7)
Grey (suffix P7GR)

Communication data options:
RJ-11 Category 3 jack (suffix C3) *
RJ-45 Category 5e inline coupler (suffix C5E)
RJ-45 Category 6 jack (suffix C6) *
Fiber optic (suffix LC)

Data cables are not supplied.

* requires on-site wiring
RJ-11 (Cat. 3) and RJ-45 (Cat. 6) jacks require wires to be crimped to backs.

A/V and data options:
15 pin VGA (suffix VGA)
Mini Stereo jack (suffix MS) *
Mini Stereo coupler (suffix MSI)
HDMI coupler (suffix HDMI)
3 pin XLR female (suffix 3X) *
3 pin mini XLR female (suffix 3M) *
Cord minders (suffix CM)
Blank plate (suffix X)

Features

Communication, data jacks:
RJ-11 Telephone Connection:
RJ-11 Category 3 data jack, requires site wiring and wires must be crimped to back of jack. Configured for Siemons cables. (suffix C3)
Configured for Amp cables.(suffix C3I)
RJ-45 Data Connection:
RJ-45 Category 5e in-line coupler female/female. Configured for Amp cables. (suffix C5E)
RJ-45 Category 6 data jack, requires site wiring and cables must be crimped to back of jack. Configured for Siemons cables. (suffix C6)

A/V and data jacks:
DB Connection:
15 pin High density VGA female/female coupler. (suffix VGA)
DVI Connection:
DVI in-line female/female coupler. (suffix DVI)
RCA Connection:
White (left audio), Red (right audio) and Yellow (composite video) female/female coupler. (suffix RCA)
Stereo Connection:
Mini Stereo (3.5mm) jack, requires site wiring (suffix MS). Mini Stereo (3.5mm) female/female coupler (suffix MSI).
USB Connection:
USB A/A inline in XLR body. (suffix USB)
Video Connection:
S-Video (SVHS) female/female coupler. (suffix SV)
XLR Connection:
3 pin XLR jack, requires site wiring (suffix 3X). 3 pin mini XLR jack, requires site wiring (suffix 3M).
HDMI Connection:
HDMI in-line female/female coupler (suffix HDMI).
* requires on-site wiring.

A/V Cables are not included.

Construction

ABS fire retardant faceplate with integral color. Fits shallow Plexus box openings.

description	accomodates	w	d	h	color	pattern no.	list price
P7-VGA-C6-C6 data faceplate, one 15 pin VGA 60″ patch cord, two RJ-45 data jacks 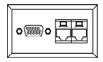	one 15 pin VGA coupler, two RJ-45 Cat. 6 jacks*	3.2″	1.9″	.4″	black	**P7-VGA-C6-C6**	$379.
	one 15 pin VGA coupler, two RJ-45 Cat. 6 jacks*	3.2″	1.9″	.4″	grey	**P7GR-VGA-C6-C6**	$391.
P7-VGA-C3-C6 data faceplate, one 15 pin VGA , one RJ-11 communication jack, one RJ-45 data jack 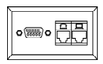	one 15 pin VGA coupler, one RJ-11 Cat. 3 jack, one RJ-45 Cat. 6 jack*	3.2″	1.9″	.4″	black	**P7-VGA-C3-C6**	$336.
	one 15 pin VGA coupler, one RJ-11 Cat. 3 jack, one RJ-45 Cat. 6 jack*	3.2″	1.9″	.4″	grey	**P7GR-VGA-C3-C6**	$349.
P7-VGA-MS-C3-C6 data faceplate, one 15 pin VGA 60″ patch cord, one Mini-Stereo jack, one RJ-11 communication jack, one RJ-45 data jack 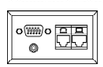	one 15pin VGA , one Mini-Stereo jack, one RJ-11 Cat. 3 jack, one RJ-45 Cat. 6 jack*	3.2″	1.9″	.4″	black	**P7-VGA-MS-C3-C6**	$355.
	one 15pin VGA , one Mini-Stereo jack, one RJ-11 Cat. 3 jack, one RJ-45 Cat. 6 jack*	3.2″	1.9″	.4″	grey	**P7GR-VGA-MS-C3-C6**	$368.

Order Code

Example:	**P7-C3-C6-C6**
P7	Black data faceplate
C3	RJ11 Cat. 3 jack
C6	RJ45 Cat. 6 jack
C6	RJ45 Cat. 6 jack

Specify: Faceplate with desired communication or data jacks.

1. Faceplate
2. Communication/data jack
3. Communication/data jack
4. Communication/data jack

On-site wiring to be installed by communications/data contractor.

Finishes

Faceplate finishes:
Black (suffix P7)
Grey (suffix P7GR)

Communication data options:
RJ-11 Category 3 jack (suffix C3) *
RJ-45 Category 5e inline coupler (suffix C5E)
RJ-45 Category 6 jack (suffix C6) *
Fiber optic (suffix LC)

Data cables are not supplied.

* requires on-site wiring
RJ-11 (Cat. 3) and RJ-45 (Cat. 6) jacks require wires to be crimped to backs.

A/V and data options:
15 pin VGA (suffix VGA)
Mini Stereo jack (suffix MS) *
Mini Stereo coupler (suffix MSI)
HDMI coupler (suffix HDMI)
3 pin XLR female (suffix 3X) *
3 pin mini XLR female (suffix 3M) *
Cord minders (suffix CM)
Blank plate (suffix X)

Features

Communication, data jacks:
RJ-11 Telephone Connection:
RJ-11 Category 3 data jack, requires site wiring and wires must be crimped to back of jack. Configured for Siemons cables. (suffix C3)
Configured for Amp cables.(suffix C3I)
RJ-45 Data Connection:
RJ-45 Category 5e in-line coupler female/female. Configured for Amp cables. (suffix C5E)
RJ-45 Category 6 data jack, requires site wiring and cables must be crimped to back of jack. Configured for Siemons cables. (suffix C6)

A/V and data jacks:
DB Connection:
15 pin High density VGA female/female coupler. (suffix VGA)
DVI Connection:
DVI in-line female/female coupler. (suffix DVI)
RCA Connection:
White (left audio), Red (right audio) and Yellow (composite video) female/female coupler. (suffix RCA)
Stereo Connection:
Mini Stereo (3.5mm) jack, requires site wiring (suffix MS). Mini Stereo (3.5mm) female/female coupler (suffix MSI).

USB Connection:
USB A/A inline in XLR body. (suffix USB)
Video Connection:
S-Video (SVHS) female/female coupler. (suffix SV)
XLR Connection:
3 pin XLR jack, requires site wiring (suffix 3X). 3 pin mini XLR jack, requires site wiring (suffix 3M).
HDMI Connection:
HDMI in-line female/female coupler (suffix HDMI).
* requires on-site wiring.

A/V Cables are not included.

Construction

ABS fire retardant faceplate with integral color. Fits shallow Plexus box openings.

Emanuela Frattini
Propeller® Electrical
Plexus Communication and Data Faceplates

description	accomodates	w	d	h	color	pattern no.	list price
P7-VGA-MSI-C3-C6 data faceplate, one 15 pin VGA w/60″ patch cord, one Mini-Stereo coupler, one RJ-11 communication jack, one RJ-45 data jack 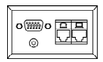	one 15 pin VGA, one Mini-Stereo in-line coupler, one RJ-11 Cat. 3 jack, one RJ-45 Cat. 6 jack*	3.2″	1.9″	.4″	black	**P7-VGA-MSI-C3-C6**	$401.
	one 15 pin VGA, one Mini-Stereo in-line coupler, one RJ-11 Cat. 3 jack, one RJ-45 Cat. 6 jack*	3.2″	1.9″	.4″	grey	**P7GR-VGA-MSI-C3-C6**	$414.
P7-VGA-MS-C6 data faceplate, one 15 pin VGA w/ 60″ patch cord, one Mini-Stereo jack, one RJ-45 data jack	one 15 pin VGA, one Mini-Stereo jack, one RJ-45 Cat. 6 jack*	3.2″	1.9″	.4″	black	**P7-VGA-MS-C6**	$297.
	one 15 pin VGA, one Mini-Stereo jack, one RJ-45 Cat. 6 jack*	3.2″	1.9″	.4″	grey	**P7GR-VGA-MS-C6**	$310.
P7-VGA-MSI-C6 data faceplate, one 15 pin VGA w/60″ patch cord, one Mini-Stereo coupler, one RJ-45 data jack 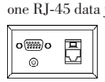	one 15 pin VGA, one Mini-Stereo in-line coupler, one RJ-45 Cat. 6 jack*	3.2″	1.9″	.4″	black	**P7-VGA-MSI-C6**	$345.
	one 15 pin VGA, one Mini-Stereo in-line coupler, one RJ-45 Cat. 6 jack*	3.2″	1.9″	.4″	grey	**P7GR-VGA-MSI-C6**	$358.

Order Code

Example:	**P7-C3-C6-C6**
P7	Black data faceplate
C3	RJ11 Cat. 3 jack
C6	RJ45 Cat. 6 jack
C6	RJ45 Cat. 6 jack

Specify: Faceplate with desired communication or data jacks.

1. Faceplate
2. Communication/data jack
3. Communication/data jack
4. Communication/data jack

On-site wiring to be installed by communications/data contractor.

Finishes

Faceplate finishes:
Black (suffix P7)
Grey (suffix P7GR)

Communication data options:
RJ-11 Category 3 jack (suffix C3) *
RJ-45 Category 5e inline coupler (suffix C5E)
RJ-45 Category 6 jack (suffix C6) *
Fiber optic (suffix LC)

Data cables are not supplied.

* requires on-site wiring
RJ-11 (Cat. 3) and RJ-45 (Cat. 6) jacks require wires to be crimped to backs.

A/V and data options:
15 pin VGA (suffix VGA)
Mini Stereo jack (suffix MS) *
Mini Stereo coupler (suffix MSI)
HDMI coupler (suffix HDMI)
3 pin XLR female (suffix 3X) *
3 pin mini XLR female (suffix 3M) *
Cord minders (suffix CM)
Blank plate (suffix X)

Features

Communication, data jacks:
RJ-11 Telephone Connection:
RJ-11 Category 3 data jack, requires site wiring and wires must be crimped to back of jack. Configured for Siemons cables. (suffix C3)
Configured for Amp cables.(suffix C3I)
RJ-45 Data Connection:
RJ-45 Category 5e in-line coupler female/female. Configured for Amp cables. (suffix C5E)
RJ-45 Category 6 data jack, requires site wiring and cables must be crimped to back of jack. Configured for Siemons cables. (suffix C6)

A/V and data jacks:
DB Connection:
15 pin High density VGA female/female coupler. (suffix VGA)
DVI Connection:
DVI in-line female/female coupler. (suffix DVI)
RCA Connection:
White (left audio), Red (right audio) and Yellow (composite video) female/female coupler. (suffix RCA)
Stereo Connection:
Mini Stereo (3.5mm) jack, requires site wiring (suffix MS). Mini Stereo (3.5mm) female/female coupler (suffix MSI).

USB Connection:
USB A/A inline in XLR body. (suffix USB)
Video Connection:
S-Video (SVHS) female/female coupler. (suffix SV)
XLR Connection:
3 pin XLR jack, requires site wiring (suffix 3X). 3 pin mini XLR jack, requires site wiring (suffix 3M).
HDMI Connection:
HDMI in-line female/female coupler (suffix HDMI).
* requires on-site wiring.

A/V Cables are not included.

Construction

ABS fire retardant faceplate with integral color. Fits shallow Plexus box openings.

description	accomodates	w	d	h	color	pattern no.	list price
P7-VGA-MS-C6-C6 data faceplate, one 15 pin VGA w/60″ patch cord, one Mini-Stereo jack, two RJ-45 data jacks 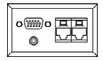	one 15 pin VGA coupler, one Mini-Stereo jack, two RJ-45 Cat. 6 jacks*	3.2″	1.9″	.4″	black	**P7-VGA-MS-C6-C6**	$396.
	one 15 pin VGA coupler, one Mini-Stereo jack, two RJ-45 Cat. 6 jacks*	3.2″	1.9″	.4″	grey	**P7GR-VGA-MS-C6-C6**	$409.
P7-VGA-MSI-C6-C6 data faceplate, one 15 pin VGA w/60″ patch cord, one Mini-Stereo coupler, two RJ-45 data jack 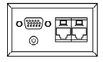	one 15 pin VGA coupler, one Mini-Stereo in-line coupler, two RJ-45 Cat. 6 jacks*	3.2″	1.9″	.4″	black	**P7-VGA-MSI-C6-C6**	$443.
	one 15 pin VGA coupler, one Mini-Stereo in-line coupler, two RJ-45 Cat. 6 jacks*	3.2″	1.9″	.4″	grey	**P7GR-VGA-MSI-C6-C6**	$467.
P7-C3-C6-USB data faceplate, one RJ-11 communication jack, one RJ-45 data jack, one USB A/A w/72″ patch cord 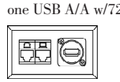	one RJ-11 Cat. 3 jack, one RJ-45 Cat. 6 jack,* one USB A/A w/72″ patch cord	3.2″	1.9″	.4″	black	**P7-C3-C6-USB**	$320.
	one RJ-11 Cat. 3 jack, one RJ-45 Cat. 6 jack,* one USB A/A w/72″ patch cord	3.2″	1.9″	.4″	grey	**P7GR-C3-C6-USB**	$333.

Order Code

Example:	**P7-C3-C6-C6**
P7	Black data faceplate
C3	RJ11 Cat. 3 jack
C6	RJ45 Cat. 6 jack
C6	RJ45 Cat. 6 jack

Specify: Faceplate with desired communication or data jacks.

1. Faceplate
2. Communication/data jack
3. Communication/data jack
4. Communication/data jack

On-site wiring to be installed by communications/data contractor.

Finishes

Faceplate finishes:
Black (suffix P7)
Grey (suffix P7GR)

Communication data options:
RJ-11 Category 3 jack (suffix C3) *
RJ-45 Category 5e inline coupler (suffix C5E)
RJ-45 Category 6 jack (suffix C6) *
Fiber optic (suffix LC)

A/V and data options:
15 pin VGA (suffix VGA)
Mini Stereo jack (suffix MS) *
Mini Stereo coupler (suffix MSI)
HDMI coupler (suffix HDMI)
3 pin XLR female (suffix 3X) *
3 pin mini XLR female (suffix 3M) *
Cord minders (suffix CM)
Blank plate (suffix X)

Data cables are not supplied.

* requires on-site wiring
RJ-11 (Cat. 3) and RJ-45 (Cat. 6) jacks require wires to be crimped to backs.

Features

Communication, data jacks:
RJ-11 Telephone Connection:
RJ-11 Category 3 data jack, requires site wiring and wires must be crimped to back of jack. Configured for Siemons cables. (suffix C3)
Configured for Amp cables.(suffix C3I)
RJ-45 Data Connection:
RJ-45 Category 5e in-line coupler female/female. Configured for Amp cables. (suffix C5E)
RJ-45 Category 6 data jack, requires site wiring and cables must be crimped to back of jack. Configured for Siemons cables. (suffix C6)

A/V and data jacks:
DB Connection:
15 pin High density VGA female/female coupler. (suffix VGA)
DVI Connection:
DVI in-line female/female coupler. (suffix DVI)
RCA Connection:
White (left audio), Red (right audio) and Yellow (composite video) female/female coupler. (suffix RCA)
Stereo Connection:
Mini Stereo (3.5mm) jack, requires site wiring (suffix MS). Mini Stereo (3.5mm) female/female coupler (suffix MSI).
USB Connection:
USB A/A inline in XLR body. (suffix USB)
Video Connection:
S-Video (SVHS) female/female coupler. (suffix SV)
XLR Connection:
3 pin XLR jack, requires site wiring (suffix 3X). 3 pin mini XLR jack, requires site wiring (suffix 3M).
HDMI Connection:
HDMI in-line female/female coupler (suffix HDMI).
* requires on-site wiring.

A/V Cables are not included.

Construction

ABS fire retardant faceplate with integral color. Fits shallow Plexus box openings.

Emanuela Frattini
Propeller® Electrical
Plexus Communication and Data Faceplates

description	accomodates	w	d	h	color	pattern no.	list price
P7-VGA-MS data faceplate, one 15 pin VGA w/60″ patch cord, one Mini-Stereo jack	one 15 pin VGA coupler, one Mini-Stereo jack*	3.2″	1.9″	.4″	black	**P7-VGA-MS**	$199.
	one 15 pin VGA coupler, one Mini-Stereo jack*	3.2″	1.9″	.4″	grey	**P7GR-VGA-MS**	$212.
P7-VGA-MSI data faceplate, one 15 pin VGA w/60″ patch cord, one Mini-Stereo coupler	one 15 pin VGA coupler, one Mini-Stereo in-line coupler	3.2″	1.9″	.4″	black	**P7-VGA-MSI**	$246.
	one 15 pin VGA coupler, one Mini-Stereo in-line coupler	3.2″	1.9″	.4″	grey	**P7GR-VGA-MSI**	$260.
P7-3X-3X data faceplate, two 3 pin XLR jacks 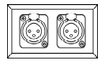	two 3 pin XLR jacks*	3.2″	1.9″	.4″	black	**P7-3X-3X**	$413.
	two 3 pin XLR jacks*	3.2″	1.9″	.4″	grey	**P7GR-3X-3X**	$426.
P7-3M-3M data faceplate, two 3 pin mini-XLR jacks	two 3 pin mini-XLR jacks*	3.2″	1.9″	.4″	black	**P7-3M-3M**	$326.
	two 3 pin mini-XLR jacks*	3.2″	1.9″	.4″	grey	**P7GR-3M-3M**	$339.

Order Code

Example:	**P7-C3-C6-C6**
P7	Black data faceplate
C3	RJ11 Cat. 3 jack
C6	RJ45 Cat. 6 jack
C6	RJ45 Cat. 6 jack

Specify: Faceplate with desired communication or data jacks.

1. Faceplate
2. Communication/data jack
3. Communication/data jack
4. Communication/data jack

On-site wiring to be installed by communications/data contractor.

Finishes

Faceplate finishes:
Black (suffix P7)
Grey (suffix P7GR)

Communication data options:
RJ-11 Category 3 jack (suffix C3) *
RJ-45 Category 5e inline coupler (suffix C5E)
RJ-45 Category 6 jack (suffix C6) *
Fiber optic (suffix LC)

Data cables are not supplied.

* requires on-site wiring
RJ-11 (Cat. 3) and RJ-45 (Cat. 6) jacks require wires to be crimped to backs.

A/V and data options:
15 pin VGA (suffix VGA)
Mini Stereo jack (suffix MS) *
Mini Stereo coupler (suffix MSI)
HDMI coupler (suffix HDMI)
3 pin XLR female (suffix 3X) *
3 pin mini XLR female (suffix 3M) *
Cord minders (suffix CM)
Blank plate (suffix X)

Features

Communication, data jacks:
RJ-11 Telephone Connection:
RJ-11 Category 3 data jack, requires site wiring and wires must be crimped to back of jack. Configured for Siemons cables. (suffix C3)
Configured for Amp cables.(suffix C3I)
RJ-45 Data Connection:
RJ-45 Category 5e in-line coupler female/female. Configured for Amp cables. (suffix C5E)
RJ-45 Category 6 data jack, requires site wiring and cables must be crimped to back of jack. Configured for Siemons cables. (suffix C6)

A/V and data jacks:
DB Connection:
15 pin High density VGA female/female coupler. (suffix VGA)
DVI Connection:
DVI in-line female/female coupler. (suffix DVI)
RCA Connection:
White (left audio), Red (right audio) and Yellow (composite video) female/female coupler. (suffix RCA)
Stereo Connection:
Mini Stereo (3.5mm) jack, requires site wiring (suffix MS). Mini Stereo (3.5mm) female/female coupler (suffix MSI).
USB Connection:
USB A/A inline in XLR body. (suffix USB)
Video Connection:
S-Video (SVHS) female/female coupler. (suffix SV)
XLR Connection:
3 pin XLR jack, requires site wiring (suffix 3X). 3 pin mini XLR jack, requires site wiring (suffix 3M).
HDMI Connection:
HDMI in-line female/female coupler (suffix HDMI).
* requires on-site wiring.

A/V Cables are not included.

Construction

ABS fire retardant faceplate with integral color. Fits shallow Plexus box openings.

Emanuela Frattini
Propeller® Electrical
Plexus Communication and Data Faceplates

description	accomodates	w	d	h	color	pattern no.	list price
P7-3M-3M-3M data faceplate, three 3 pin mini-XLR jacks	three 3 pin mini-XLR jacks*	3.2″	1.9″	.4″	black	**P7-3M-3M-3M**	$485.
	three 3 pin mini-XLR jacks*	3.2″	1.9″	.4″	grey	**P7GR-3M-3M-3M**	$497.
P7-VGA-USB data faceplate, one 15 pin HD VGA coupler, one USB A/A w/72″ patch cord 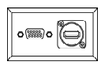	one 15 pin HD VGA coupler, one USB A/A w/72″ patch cord	3.2″	1.9″	.4″	black	**P7-VGA-USB**	$258.
	one 15 pin HD VGA coupler, one USB A/A w/72″ patch cord	3.2″	1.9″	.4″	grey	**P7GR-VGA-USB**	$270.
P7-USB-USB data faceplate, two USB A/A w/72″ patch cord 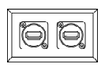	two USB A/A w/72″ Patch cords	3.2″	1.9″	.4″	black	**P7-USB-USB**	$165.
	two USB A/A w/72″ Patch cords	3.2″	1.9″	.4″	grey	**P7GR-USB-USB**	$179.
P7-VGA-MS-RCA data faceplate, one 15 pin VGA w/60″ patch cord, one Mini-Stereo jack, one RCA (white, red and yellow) coupler 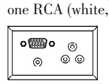	one 15 pin VGA, one Mini-Stereo jack,* one set RCA couplers- one left audio (white), one right audio (red), composite video (yellow)	3.2″	1.9″	.4″	black	**P7-VGA-MS-RCA**	$322.
	one 15 pin VGA, one Mini-Stereo jack,* one set RCA couplers- one left audio (white), one right audio (red), composite video (yellow)	3.2″	1.9″	.4″	grey	**P7GR-VGA-MS-RCA**	$335.

Order Code

Example:	**P7-C3-C6-C6**
P7	Black data faceplate
C3	RJ11 Cat. 3 jack
C6	RJ45 Cat. 6 jack
C6	RJ45 Cat. 6 jack

Specify: Faceplate with desired communication or data jacks.

1. Faceplate
2. Communication/data jack
3. Communication/data jack
4. Communication/data jack

On-site wiring to be installed by communications/data contractor.

Finishes

Faceplate finishes:
Black (suffix P7)
Grey (suffix P7GR)

Communication data options:
RJ-11 Category 3 jack (suffix C3) *
RJ-45 Category 5e inline coupler (suffix C5E)
RJ-45 Category 6 jack (suffix C6) *
Fiber optic (suffix LC)

Data cables are not supplied.

* requires on-site wiring
RJ-11 (Cat. 3) and RJ-45 (Cat. 6) jacks require wires to be crimped to backs.

A/V and data options:
15 pin VGA (suffix VGA)
Mini Stereo jack (suffix MS) *
Mini Stereo coupler (suffix MSI)
HDMI coupler (suffix HDMI)
3 pin XLR female (suffix 3X) *
3 pin mini XLR female (suffix 3M) *
Cord minders (suffix CM)
Blank plate (suffix X)

Features

Communication, data jacks:
RJ-11 Telephone Connection:
RJ-11 Category 3 data jack, requires site wiring and wires must be crimped to back of jack. Configured for Siemons cables. (suffix C3)
Configured for Amp cables.(suffix C3I)
RJ-45 Data Connection:
RJ-45 Category 5e in-line coupler female/female. Configured for Amp cables. (suffix C5E)
RJ-45 Category 6 data jack, requires site wiring and cables must be crimped to back of jack. Configured for Siemons cables. (suffix C6)

A/V and data jacks:
DB Connection:
15 pin High density VGA female/female coupler. (suffix VGA)
DVI Connection:
DVI in-line female/female coupler. (suffix DVI)
RCA Connection:
White (left audio), Red (right audio) and Yellow (composite video) female/female coupler. (suffix RCA)
Stereo Connection:
Mini Stereo (3.5mm) jack, requires site wiring (suffix MS). Mini Stereo (3.5mm) female/female coupler (suffix MSI).

USB Connection:
USB A/A inline in XLR body. (suffix USB)
Video Connection:
S-Video (SVHS) female/female coupler. (suffix SV)
XLR Connection:
3 pin XLR jack, requires site wiring (suffix 3X). 3 pin mini XLR jack, requires site wiring (suffix 3M).
HDMI Connection:
HDMI in-line female/female coupler (suffix HDMI).
* requires on-site wiring.

A/V Cables are not included.

Construction

ABS fire retardant faceplate with integral color. Fits shallow Plexus box openings.

Emanuela Frattini
Propeller® Electrical
Plexus Communication and Data Faceplates

description	accomodates	w	d	h	color	pattern no.	list price
P7-VGA-MSI-RCA data faceplate, one 15 pin HD VGA coupler, one Mini-Stereo coupler, one set RCA (white, red and yellow) couplers 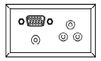	one 15 pin HD VGA coupler, one Mini-Stereo coupler, one set RCA couplers- one left audio (white), one right audio (red), compostite video (yellow)	3.2″	1.9″	.4″	black	**P7-VGA-MSI-RCA**	$372.
	one 15 pin HD VGA coupler, one Mini-Stereo coupler, one set RCA couplers- one left audio (white), one right audio (red), compostite video (yellow)	3.2″	1.9″	.4″	grey	**P7GR-VGA-MSI-RCA**	$385.
P7-VGA-RCA data faceplate, one 15 pin HD VGA coupler, one set RCA (white, red and yellow) couplers 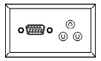	one 15 pin HD VGA coupler, one set RCA couplers- one left audio (white), one right audio (red), composite video (yellow)	3.2″	1.9″	.4″	black	**P7-VGA-RCA**	$306.
	one 15 pin HD VGA coupler, one set RCA couplers- one left audio (white), one right audio (red), composite video (yellow)	3.2″	1.9″	.4″	grey	**P7GR-VGA-RCA**	$319.

Order Code

Example:	**P7-C3-C6-C6**
P7	Black data faceplate
C3	RJ11 Cat. 3 jack
C6	RJ45 Cat. 6 jack
C6	RJ45 Cat. 6 jack

Specify: Faceplate with desired communication or data jacks.

1. Faceplate
2. Communication/data jack
3. Communication/data jack
4. Communication/data jack

On-site wiring to be installed by communications/data contractor.

Finishes

Faceplate finishes:
Black (suffix P7)
Grey (suffix P7GR)

Communication data options:
RJ-11 Category 3 jack (suffix C3) *
RJ-45 Category 5e inline coupler (suffix C5E)
RJ-45 Category 6 jack (suffix C6) *
Fiber optic (suffix LC)

Data cables are not supplied.

* requires on-site wiring
RJ-11 (Cat. 3) and RJ-45 (Cat. 6) jacks require wires to be crimped to backs.

A/V and data options:
15 pin VGA (suffix VGA)
Mini Stereo jack (suffix MS) *
Mini Stereo coupler (suffix MSI)
HDMI coupler (suffix HDMI)
3 pin XLR female (suffix 3X) *
3 pin mini XLR female (suffix 3M) *
Cord minders (suffix CM)
Blank plate (suffix X)

Features

Communication, data jacks:
RJ-11 Telephone Connection:
RJ-11 Category 3 data jack, requires site wiring and wires must be crimped to back of jack. Configured for Siemons cables. (suffix C3)
Configured for Amp cables.(suffix C3I)
RJ-45 Data Connection:
RJ-45 Category 5e in-line coupler female/female. Configured for Amp cables. (suffix C5E)
RJ-45 Category 6 data jack, requires site wiring and cables must be crimped to back of jack. Configured for Siemons cables. (suffix C6)

A/V and data jacks:
DB Connection:
15 pin High density VGA female/female coupler. (suffix VGA)
DVI Connection:
DVI in-line female/female coupler. (suffix DVI)
RCA Connection:
White (left audio), Red (right audio) and Yellow (composite video) female/female coupler. (suffix RCA)
Stereo Connection:
Mini Stereo (3.5mm) jack, requires site wiring (suffix MS). Mini Stereo (3.5mm) female/female coupler (suffix MSI).

USB Connection:
USB A/A inline in XLR body. (suffix USB)
Video Connection:
S-Video (SVHS) female/female coupler. (suffix SV)
XLR Connection:
3 pin XLR jack, requires site wiring (suffix 3X). 3 pin mini XLR jack, requires site wiring (suffix 3M).
HDMI Connection:
HDMI in-line female/female coupler (suffix HDMI).
* requires on-site wiring.

A/V Cables are not included.

Construction

ABS fire retardant faceplate with integral color. Fits shallow Plexus box openings.

Emanuela Frattini
Propeller® Electrical
Plexus Communication and Data Faceplates

description	accomodates	w	d	h	color	pattern no.	list price
P7-DVI-VGA data faceplate, one DVI coupler, one 15 pin HD VGA coupler 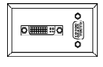	one DVI in-line coupler, one 15 pin HD VGA coupler	3.2″	1.9″	.4″	black	**P7-DVI-VGA**	$504.
	one DVI in-line coupler, one 15 pin HD VGA coupler	3.2″	1.9″	.4″	grey	**P7GR-DVI-VGA**	$517.
P7-DVI data faceplate, one DVI coupler 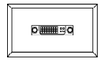	one CVI in-line coupler	3.2″	1.9″	.4″	black	**P7-DVI**	$334.
	one CVI in-line coupler	3.2″	1.9″	.4″	grey	**P7GR-DVI**	$347.
P7-DVI-MS-MS data faceplate, one DVI in-line coupler, two mini stereo jacks	one DVI coupler, two Mini-Stereo jacks	3.2″	1.9″	.4″	black	**P7-DVI-MS-MS**	$371.
	one DVI coupler, two Mini-Stereo jacks	3.2″	1.9″	.4″	grey	**P7GR-DVI-MS-MS**	$384.
P7-DVI-MSI-MSI data faceplate, one DVI coupler, two mini stereo in-line couplers	one DVI coupler, two Mini-Stereo couplers	3.2″	1.9″	.4″	black	**P7-DVI-MSI-MSI**	$468.
	one DVI coupler, two Mini-Stereo couplers	3.2″	1.9″	.4″	grey	**P7GR-DVI-MSI-MSI**	$482.

Order Code

Example:	**P7-C3-C6-C6**
P7	Black data faceplate
C3	RJ11 Cat. 3 jack
C6	RJ45 Cat. 6 jack
C6	RJ45 Cat. 6 jack

Specify: Faceplate with desired communication or data jacks.

1. Faceplate
2. Communication/data jack
3. Communication/data jack
4. Communication/data jack

On-site wiring to be installed by communications/data contractor.

Finishes

Faceplate finishes:
Black (suffix P7)
Grey (suffix P7GR)

Communication data options:
RJ-11 Category 3 jack (suffix C3) *
RJ-45 Category 5e inline coupler (suffix C5E)
RJ-45 Category 6 jack (suffix C6) *
Fiber optic (suffix LC)

Data cables are not supplied.

* requires on-site wiring
RJ-11 (Cat. 3) and RJ-45 (Cat. 6) jacks require wires to be crimped to backs.

A/V and data options:
15 pin VGA (suffix VGA)
Mini Stereo jack (suffix MS) *
Mini Stereo coupler (suffix MSI)
HDMI coupler (suffix HDMI)
3 pin XLR female (suffix 3X) *
3 pin mini XLR female (suffix 3M) *
Cord minders (suffix CM)
Blank plate (suffix X)

Features

Communication, data jacks:
RJ-11 Telephone Connection:
RJ-11 Category 3 data jack, requires site wiring and wires must be crimped to back of jack. Configured for Siemons cables. (suffix C3)
Configured for Amp cables.(suffix C3I)
RJ-45 Data Connection:
RJ-45 Category 5e in-line coupler female/female. Configured for Amp cables. (suffix C5E)
RJ-45 Category 6 data jack, requires site wiring and cables must be crimped to back of jack. Configured for Siemons cables. (suffix C6)

A/V and data jacks:
DB Connection:
15 pin High density VGA female/female coupler. (suffix VGA)
DVI Connection:
DVI in-line female/female coupler. (suffix DVI)
RCA Connection:
White (left audio), Red (right audio) and Yellow (composite video) female/female coupler. (suffix RCA)
Stereo Connection:
Mini Stereo (3.5mm) jack, requires site wiring (suffix MS). Mini Stereo (3.5mm) female/female coupler (suffix MSI).

USB Connection:
USB A/A inline in XLR body. (suffix USB)
Video Connection:
S-Video (SVHS) female/female coupler. (suffix SV)
XLR Connection:
3 pin XLR jack, requires site wiring (suffix 3X). 3 pin mini XLR jack, requires site wiring (suffix 3M).
HDMI Connection:
HDMI in-line female/female coupler (suffix HDMI).
* requires on-site wiring.

A/V Cables are not included.

Construction

ABS fire retardant faceplate with integral color. Fits shallow Plexus box openings.

Emanuela Frattini
Propeller® Electrical
Plexus Communication and Data Faceplates

description	accomodates	w	d	h	color	pattern no.	list price
P7-HDMI data faceplate, one HDMI w/36″ patch cord	one HDMI coupler, female/female w/36″ patch cord	3.2″	1.9″	.4″	black	**P7-HDMI**	$225.
	one HDMI coupler, female/female w/36″ patch cord	3.2″	1.9″	.4″	grey	**P7GR-HDMI**	$238.
P7-HDMI-VGA-MS data faceplate, one HDMI w/36″ patch cord, one VGA w/60″ patch cord, one mini stereo jack	one HDMI coupler, one VGA, one Mini-Stereo jack	3.2″	1.9″	.4″	black	**P7-HDMI-VGA-MS**	$413.
	one HDMI coupler, one VGA, one Mini-Stereo jack	3.2″	1.9″	.4″	grey	**P7GR-HDMI-VGA-MS**	$426.

Order Code

Example:	**P7-C3-C6-C6**
P7	Black data faceplate
C3	RJ11 Cat. 3 jack
C6	RJ45 Cat. 6 jack
C6	RJ45 Cat. 6 jack

Specify: Faceplate with desired communication or data jacks.

1. Faceplate
2. Communication/data jack
3. Communication/data jack
4. Communication/data jack

On-site wiring to be installed by communications/data contractor.

Finishes

Faceplate finishes:
Black (suffix P7)
Grey (suffix P7GR)

Communication data options:
RJ-11 Category 3 jack (suffix C3) *
RJ-45 Category 5e inline coupler (suffix C5E)
RJ-45 Category 6 jack (suffix C6) *
Fiber optic (suffix LC)

Data cables are not supplied.

* requires on-site wiring
RJ-11 (Cat. 3) and RJ-45 (Cat. 6) jacks require wires to be crimped to backs.

A/V and data options:
15 pin VGA (suffix VGA)
Mini Stereo jack (suffix MS) *
Mini Stereo coupler (suffix MSI)
HDMI coupler (suffix HDMI)
3 pin XLR female (suffix 3X) *
3 pin mini XLR female (suffix 3M) *
Cord minders (suffix CM)
Blank plate (suffix X)

Features

Communication, data jacks:
RJ-11 Telephone Connection:
RJ-11 Category 3 data jack, requires site wiring and wires must be crimped to back of jack. Configured for Siemons cables. (suffix C3)
Configured for Amp cables.(suffix C3I)
RJ-45 Data Connection:
RJ-45 Category 5e in-line coupler female/female. Configured for Amp cables. (suffix C5E)
RJ-45 Category 6 data jack, requires site wiring and cables must be crimped to back of jack. Configured for Siemons cables. (suffix C6)

A/V and data jacks:
DB Connection:
15 pin High density VGA female/female coupler. (suffix VGA)
DVI Connection:
DVI in-line female/female coupler. (suffix DVI)
RCA Connection:
White (left audio), Red (right audio) and Yellow (composite video) female/female coupler. (suffix RCA)
Stereo Connection:
Mini Stereo (3.5mm) jack, requires site wiring (suffix MS). Mini Stereo (3.5mm) female/female coupler (suffix MSI).
USB Connection:
USB A/A inline in XLR body. (suffix USB)
Video Connection:
S-Video (SVHS) female/female coupler. (suffix SV)
XLR Connection:
3 pin XLR jack, requires site wiring (suffix 3X). 3 pin mini XLR jack, requires site wiring (suffix 3M).
HDMI Connection:
HDMI in-line female/female coupler (suffix HDMI).
* requires on-site wiring.

A/V Cables are not included.

Construction

ABS fire retardant faceplate with integral color. Fits shallow Plexus box openings.

description	accomodates	w	d	h	color	pattern no.	list price
P7-HDMI-VGA-MSI data faceplate, one HDMI w/36″ patch cord, one VGA w/60″ patch cord, one mini stereo in-line coupler	one HDMI coupler, one VGA, one Mini-Stereo in-line coupler, female/female	3.2″	1.9″	.4″	black	**P7-HDMI-VGA-MSI**	$461.
	one HDMI coupler, one VGA, one Mini-Stereo in-line coupler, female/female	3.2″	1.9″	.4″	grey	**P7GR-HDMI-VGA-MSI**	$474.
P7-VGA-MS-USB data faceplate, one 15 pin VGA w/60″ patch cord, one Mini-Stereo jack, one USB A/A w/72″ patch cord 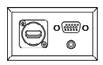	one 15 pin VGA, one Mini-Stereo jack*, one USB A/B in-line coupler	3.2″	1.9″	.4″	black	**P7-VGA-MS-USB**	$287.
	one 15 pin VGA, one Mini-Stereo jack*, one USB A/B in-line coupler	3.2″	1.9″	.4″	grey	**P7GR-VGA-MS-USB**	$300.
P7-VGA-MSI-USB data faceplate, one 15 pin VGA w/60″ patch cord, one Mini-Stereo coupler, one USB A/A w72″ patch cord	one 15 pin VGA , one Mini-Stereo coupler, one USB A/B in-line coupler	3.2″	1.9″	.4″	black	**P7-VGA-MSI-USB**	$334.
	one 15 pin VGA , one Mini-Stereo coupler, one USB A/B in-line coupler	3.2″	1.9″	.4″	grey	**P7GR-VGA-MSI-USB**	$347.

Order Code

Example:	**P7-C3-C6-C6**
P7	Black data faceplate
C3	RJ11 Cat. 3 jack
C6	RJ45 Cat. 6 jack
C6	RJ45 Cat. 6 jack

Specify: Faceplate with desired communication or data jacks.

1. Faceplate
2. Communication/data jack
3. Communication/data jack
4. Communication/data jack

On-site wiring to be installed by communications/data contractor.

Finishes

Faceplate finishes:
Black (suffix P7)
Grey (suffix P7GR)

Communication data options:
RJ-11 Category 3 jack (suffix C3) *
RJ-45 Category 5e inline coupler (suffix C5E)
RJ-45 Category 6 jack (suffix C6) *
Fiber optic (suffix LC)

Data cables are not supplied.

* requires on-site wiring
RJ-11 (Cat. 3) and RJ-45 (Cat. 6) jacks require wires to be crimped to backs.

A/V and data options:
15 pin VGA (suffix VGA)
Mini Stereo jack (suffix MS) *
Mini Stereo coupler (suffix MSI)
HDMI coupler (suffix HDMI)
3 pin XLR female (suffix 3X) *
3 pin mini XLR female (suffix 3M) *
Cord minders (suffix CM)
Blank plate (suffix X)

Features

Communication, data jacks:
RJ-11 Telephone Connection:
RJ-11 Category 3 data jack, requires site wiring and wires must be crimped to back of jack. Configured for Siemons cables. (suffix C3)
Configured for Amp cables.(suffix C3I)
RJ-45 Data Connection:
RJ-45 Category 5e in-line coupler female/female. Configured for Amp cables. (suffix C5E)
RJ-45 Category 6 data jack, requires site wiring and cables must be crimped to back of jack. Configured for Siemons cables. (suffix C6)

A/V and data jacks:
DB Connection:
15 pin High density VGA female/female coupler. (suffix VGA)
DVI Connection:
DVI in-line female/female coupler. (suffix DVI)
RCA Connection:
White (left audio), Red (right audio) and Yellow (composite video) female/female coupler. (suffix RCA)
Stereo Connection:
Mini Stereo (3.5mm) jack, requires site wiring (suffix MS). Mini Stereo (3.5mm) female/female coupler (suffix MSI).

USB Connection:
USB A/A inline in XLR body. (suffix USB)
Video Connection:
S-Video (SVHS) female/female coupler. (suffix SV)
XLR Connection:
3 pin XLR jack, requires site wiring (suffix 3X). 3 pin mini XLR jack, requires site wiring (suffix 3M).
HDMI Connection:
HDMI in-line female/female coupler (suffix HDMI).
* requires on-site wiring.

A/V Cables are not included.

Construction

ABS fire retardant faceplate with integral color. Fits shallow Plexus box openings.

Emanuela Frattini
Propeller® Electrical
Plexus Communication and Data Faceplates

description	accomodates	w	d	h	color	pattern no.	list price
P7-RCA data faceplate, one set RCA (white, red and yellow) couplers 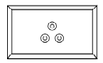	one set RCA couplers- one left audio (white), one right audio (red), composite video (yellow)	3.2″	1.9″	.4″	black	**P7-RCA**	$134.
	one set RCA couplers- one left audio (white), one right audio (red), composite video (yellow)	3.2″	1.9″	.4″	grey	**P7GR-RCA**	$147.
P7-SV data faceplate, one S-Video coupler	one S-Video (SVHS), in-line coupler	3.2″	1.9″	.4″	black	**P7-SV**	$224.
	one S-Video (SVHS), in-line coupler	3.2″	1.9″	.4″	grey	**P7GR-SV**	$237.
P7-DVI-SV data faceplate, one DVI coupler, one S-Video coupler 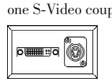	one DVI in-line coupler, one S-Video (SVHS) in-line coupler	3.2″	1.9″	.4″	black	**P7-DVI-SV**	$546.
	one DVI in-line coupler, one S-Video (SVHS) in-line coupler	3.2″	1.9″	.4″	grey	**P7GR-DVI-SV**	$560.

Order Code

Example:	**P7-C3-C6-C6**
P7	Black data faceplate
C3	RJ11 Cat. 3 jack
C6	RJ45 Cat. 6 jack
C6	RJ45 Cat. 6 jack

Specify: Faceplate with desired communication or data jacks.

1. Faceplate
2. Communication/data jack
3. Communication/data jack
4. Communication/data jack

On-site wiring to be installed by communications/data contractor.

Finishes

Faceplate finishes:
Black (suffix P7)
Grey (suffix P7GR)

Communication data options:
RJ-11 Category 3 jack (suffix C3) *
RJ-45 Category 5e inline coupler (suffix C5E)
RJ-45 Category 6 jack (suffix C6) *
Fiber optic (suffix LC)

Data cables are not supplied.

* requires on-site wiring
RJ-11 (Cat. 3) and RJ-45 (Cat. 6) jacks require wires to be crimped to backs.

A/V and data options:
15 pin VGA (suffix VGA)
Mini Stereo jack (suffix MS) *
Mini Stereo coupler (suffix MSI)
HDMI coupler (suffix HDMI)
3 pin XLR female (suffix 3X) *
3 pin mini XLR female (suffix 3M) *
Cord minders (suffix CM)
Blank plate (suffix X)

Features

Communication, data jacks:
RJ-11 Telephone Connection:
RJ-11 Category 3 data jack, requires site wiring and wires must be crimped to back of jack. Configured for Siemons cables. (suffix C3)
Configured for Amp cables.(suffix C3I)
RJ-45 Data Connection:
RJ-45 Category 5e in-line coupler female/female. Configured for Amp cables. (suffix C5E)
RJ-45 Category 6 data jack, requires site wiring and cables must be crimped to back of jack. Configured for Siemons cables. (suffix C6)

A/V and data jacks:
DB Connection:
15 pin High density VGA female/female coupler. (suffix VGA)
DVI Connection:
DVI in-line female/female coupler. (suffix DVI)
RCA Connection:
White (left audio), Red (right audio) and Yellow (composite video) female/female coupler. (suffix RCA)
Stereo Connection:
Mini Stereo (3.5mm) jack, requires site wiring (suffix MS). Mini Stereo (3.5mm) female/female coupler (suffix MSI).
USB Connection:
USB A/A inline in XLR body. (suffix USB)
Video Connection:
S-Video (SVHS) female/female coupler. (suffix SV)
XLR Connection:
3 pin XLR jack, requires site wiring (suffix 3X). 3 pin mini XLR jack, requires site wiring (suffix 3M).
HDMI Connection:
HDMI in-line female/female coupler (suffix HDMI).
* requires on-site wiring.

A/V Cables are not included.

Construction

ABS fire retardant faceplate with integral color. Fits shallow Plexus box openings.

Emanuela Frattini
Propeller® Electrical
Plexus Communication and Data Faceplates

description	accomodates	w	d	h	color	pattern no.	list price
P7-X data faceplate, blank, no cut-outs	blank, no cut-outs	3.2″	1.9″	.4″	black	**P7-X**	$8.
	blank, no cut-outs	3.2″	1.9″	.4″	grey	**P7GR-X**	$22.
P7-CM data faceplate, three cord minders	three cord minders	3.2″	1.9″	.4″	black	**P7-CM**	$51.
	three cord minders	3.2″	1.9″	.4″	grey	**P7GR-CM**	$63.

Order Code

Example:	**P7-C3-C6-C6**
P7	Black data faceplate
C3	RJ11 Cat. 3 jack
C6	RJ45 Cat. 6 jack
C6	RJ45 Cat. 6 jack

Specify: Faceplate with desired communication or data jacks.

1. Faceplate
2. Communication/data jack
3. Communication/data jack
4. Communication/data jack

On-site wiring to be installed by communications/data contractor.

Finishes

Faceplate finishes:
Black (suffix P7)
Grey (suffix P7GR)

Communication data options:
RJ-11 Category 3 jack (suffix C3) *
RJ-45 Category 5e inline coupler (suffix C5E)
RJ-45 Category 6 jack (suffix C6) *
Fiber optic (suffix LC)

Data cables are not supplied.

* requires on-site wiring
RJ-11 (Cat. 3) and RJ-45 (Cat. 6) jacks require wires to be crimped to backs.

A/V and data options:
15 pin VGA (suffix VGA)
Mini Stereo jack (suffix MS) *
Mini Stereo coupler (suffix MSI)
HDMI coupler (suffix HDMI)
3 pin XLR female (suffix 3X) *
3 pin mini XLR female (suffix 3M) *
Cord minders (suffix CM)
Blank plate (suffix X)

Features

Communication, data jacks:
RJ-11 Telephone Connection:
RJ-11 Category 3 data jack, requires site wiring and wires must be crimped to back of jack. Configured for Siemons cables. (suffix C3)
Configured for Amp cables.(suffix C3I)
RJ-45 Data Connection:
RJ-45 Category 5e in-line coupler female/female. Configured for Amp cables. (suffix C5E)
RJ-45 Category 6 data jack, requires site wiring and cables must be crimped to back of jack. Configured for Siemons cables. (suffix C6)

A/V and data jacks:
DB Connection:
15 pin High density VGA female/female coupler. (suffix VGA)
DVI Connection:
DVI in-line female/female coupler. (suffix DVI)
RCA Connection:
White (left audio), Red (right audio) and Yellow (composite video) female/female coupler. (suffix RCA)
Stereo Connection:
Mini Stereo (3.5mm) jack, requires site wiring (suffix MS). Mini Stereo (3.5mm) female/female coupler (suffix MSI).

USB Connection:
USB A/A inline in XLR body. (suffix USB)
Video Connection:
S-Video (SVHS) female/female coupler. (suffix SV)
XLR Connection:
3 pin XLR jack, requires site wiring (suffix 3X). 3 pin mini XLR jack, requires site wiring (suffix 3M).
HDMI Connection:
HDMI in-line female/female coupler (suffix HDMI).
* requires on-site wiring.

A/V Cables are not included.

Construction

ABS fire retardant faceplate with integral color. Fits shallow Plexus box openings.

		TOP OPTIONS					TROUGH OPTIONS
TYPE	**TABLE**	**FRONT CENTER**	**FRONT LEFT**	**FRONT RIGHT**	**FRONT LEFT AND RIGHT**	**CENTER CENTER**	**CENTER**
NO CUTOUTS	ALL TABLES	Y	Y	Y	Y	Y	●
ROUND GROMMET	FIXED T-LEG	ERG	DRGL	DRGR	DRG	GRG	●
	FLIP T-LEG	ERG	DRGL	DRGR	DRG	GRG	●
	FIXED C-LEG	ERG	DRGL	DRGR	DRG	GRG	●
	FLIP C-LEG	ERG	DRGL	DRGR	DRG	●	●
	FIXED Y-LEG	ERG	DRGL	DRGR	DRG	GRG	●
	FLIP Y-LEG	ERG	DRGL	DRGR	DRG	GRG	●
	Y-FOLD, (96 X 48)	●	●	●	●	GRG2 *	●
	4-LEG RECTANGLE	ERG	DRGL	DRGR	DRG	GRG	●
	4-LEG SQUARE	ERG	●	●	●	GRG	●
	ELEC. HGT. C-LEG	ERG	DRGL	DRGR	DRG	●	●
	ELEC. HGT. T-LEG	ERG	DRGL	DRGR	DRG	●	●
	COLUMN LEG	●	●	●	●	GRG	●
KE1, KE2, KE3	FIXED T-LEG	ENO	DNOL	DNOR	DNO	GNO	●
	FLIP T-LEG	ENO	DNOL	DNOR	DNO	GNO	●
	FIXED C-LEG	ENO	DNOL	DNOR	DNO	GNO	●
	FLIP C-LEG	●	●	●	●	●	●
	FIXED Y-LEG	ENO	DNOL	DNOR	DNO	GNO	●
	FLIP Y-LEG	ENO	DNOL	DNOR	DNO	GNO	●
	Y-FOLD, (96 X 48)	●	●	●	●	GNO2 *	●
	4-LEG RECTANGLE	ENO	DNOL	DNOR	DNO	GNO	●
	4-LEG SQUARE	ENO	●	●	●	GNO	●
	ELEC. HGT. C-LEG	●	●	●	●	●	●
	ELEC. HGT. T-LEG	ENO	DNOL	DNOR	DNO	●	●
	COLUMN LEG	●	●	●	●	GNO	●
	TRAPEZOID	●	BNOL**	BNOR**	●	●	●
KE4	FIXED T-LEG	EN	DNL	DNR	DN	GN	●
	FLIP T-LEG	EN	DNL	DNR	DN	GN	●
	FIXED C-LEG	EN	DNL	DNR	DN	GN	●
	FLIP C-LEG	EN	DNL	DNR	DN	●	●
	FIXED Y-LEG	EN	DNL	DNR	DN	GN	●
	FLIP Y-LEG	EN	DNL	DNR	DN	GN	●
	Y FOLD	●	●	●	●	●	●
	4-LEG RECTANGLE	EN	DNL	DNR	DN	GN	●
	4-LEG SQUARE	EN	●	●	●	GN	●
	ELEC. HGT. C-LEG	EN	DNL	DNR	DN	●	●
	ELEC. HGT. T-LEG	EN	DNL	DNR	DN	●	●
	COLUMN LEG	●	●	●	●	GN	●
KE5	FIXED T-LEG	EA	DAL	DAR	DA	GA	●
	FLIP T-LEG	EA	DAL	DAR	DA	GA	●
	FIXED C-LEG	EA	DAL	DAR	DA	GA	●
	FLIP C-LEG	EA	DAL	DAR	DA	●	●
	FIXED Y-LEG	EA	DAL	DAR	DA	GA	●
	FLIP Y-LEG	EA	DAL	DAR	DA	GA	●
	Y-FOLD, (96 X 48)	●	●	●	●	GA2 *	●
	4-LEG RECTANGLE	EA	DAL	DAR	DA	GA	●
	4-LEG SQUARE	EA	●	●	●	GA	●
	ELEC. HGT. C-LEG	EA	DAL	DAR	DA	●	●
	ELEC. HGT. T-LEG	EA	DAL	DAR	DA	●	●
	COLUMN LEG	●	●	●	●	GA	●
	TRAPEZOID	●	BAL	BAR	●	●	●

		TOP OPTIONS					TROUGH OPTIONS
TYPE	**TABLE**	**FRONT CENTER**	**FRONT LEFT**	**FRONT RIGHT**	**FRONT LEFT AND RIGHT**	**CENTER CENTER**	**CENTER**
KE6	FIXED T-LEG	●	●	●	●	●	●
	FLIP T-LEG	●	●	●	●	●	●
	FIXED C-LEG	●	●	●	●	●	TAS
	FLIP C-LEG	●	●	●	●	●	TAS
	FIXED Y-LEG	●	●	●	●	●	●
	FLIP Y-LEG	●	●	●	●	●	●
	Y FOLD	●	●	●	●	●	●
	4-LEG RECTANGLE	●	●	●	●	●	●
	4-LEG SQUARE	●	●	●	●	●	●
	ELEC. HGT. C-LEG	●	●	●	●	●	●
	ELEC. HGT. T-LEG	●	●	●	●	●	●
	COLUMN LEG	●	●	●	●	●	●
KE7	FIXED T-LEG	NO CUTOUT CODE REQUIRED - MODULE CLIPS ON TO EDGE OF TABLE. NOT AVAILABLE ON TABLES WITH KNIFE EDGES	NO CUTOUT CODE REQUIRED - MODULE CLIPS ON TO EDGE OF TABLE. NOT AVAILABLE ON TABLES WITH KNIFE EDGES	NO CUTOUT CODE REQUIRED - MODULE CLIPS ON TO EDGE OF TABLE. NOT AVAILABLE ON TABLES WITH KNIFE EDGES	NO CUTOUT CODE REQUIRED - MODULE CLIPS ON TO EDGE OF TABLE. NOT AVAILABLE ON TABLES WITH KNIFE EDGES	NO CUTOUT CODE REQUIRED - MODULE CLIPS ON TO EDGE OF TABLE. NOT AVAILABLE ON TABLES WITH KNIFE EDGES	NO CUTOUT CODE REQUIRED - MODULE CLIPS ON TO EDGE OF TABLE. NOT AVAILABLE ON TABLES WITH KNIFE EDGES
	FLIP T-LEG						
	FIXED C-LEG						
	FLIP C-LEG						
	FIXED Y-LEG						
	FLIP Y-LEG						
	Y FOLD						
	4-LEG RECTANGLE						
	4-LEG SQUARE						
	ELEC. HGT. C-LEG						
	ELEC. HGT. T-LEG						
	COLUMN LEG	●	●	●	●	●	●
KE8	FIXED T-LEG	ET	DTL	DTR	DT	GT	●
	FLIP T-LEG	ET	DTL	DTR	DT	GT	●
	FIXED C-LEG	ET	DTL	DTR	DT	GT	●
	FLIP C-LEG	ET	DTL	DTR	DT	●	●
	FIXED Y-LEG	ET	DTL	DTR	DT	GT	●
	FLIP Y-LEG	ET	DTL	DTR	DT	GT	●
	Y-FOLD, (96 X 48)	●	●	●	●	GT2 *	●
	4-LEG RECTANGLE	ET	DTL	DTR	DT	GT	●
	4-LEG SQUARE	ET	●	●	●	GT	●
	ELEC. HGT. C-LEG	ET	DTL	DTR	DT	●	●
	ELEC. HGT. T-LEG	ET	DTL	DTR	DT	●	●
	COLUMN LEG	●	●	●	●	GT	●
	TRAPEZOID	●	BTL	BTR	●	●	●

PATTERN CODE EXAMPLES

Y - NO CUTOUTS
ERG - ONE CUTOUT FRONT CENTER FOR ROUND GROMMET
DN - TWO CUTOUTS FOR KE4 ELECTRICAL MODULES, (1) FRONT LEFT AND (1) FRONT RIGHT

* A Y-FOLD TABLE CONSISTS OF TWO 48″ X 48″ SQUARE SEGMENTS. ONE CUTOUT WILL BE PLACED IN BOTH SECTIONS FOR A TOTAL OF TWO CUTOUTS PER TABLE.
** ONLY APPLICABLE FOR KE3 MODULE ON TRAPEZOID TABLES. KE1 AND KE2 SHOULD NOT BE SPECIFIED.
● NOT AVAILABLE
NOTE: LOCATION AT LEFT AND RIGHT CUTOUTS ON TRAPEZOID ARE ENTER OR DEPTH.

Marc Krusin
Pixel™ Table Series
C-Leg A Series Tables, Fixed Top

Designer(s):
Marc Krusin, 2015

Award(s):
Best of Neocon Gold Award, 2015

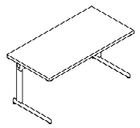

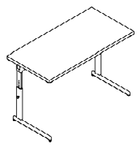

	description	w	d	h	leg type	table wgt. (lbs)
	KCXW Work Height, Fixed Top	48″	18″	28 3/4″	C-Leg	52
		60″	18″	28 3/4″	C-Leg	61
		72″	18″	28 3/4″	C-Leg	70
		48″	21″	28 3/4″	C-Leg	63
		60″	21″	28 3/4″	C-Leg	74
		72″	21″	28 3/4″	C-Leg	85
		48″	24″	28 3/4″	C-Leg	63
		60″	24″	28 3/4″	C-Leg	74
		72″	24″	28 3/4″	C-Leg	85
		48″	30″	28 3/4″	C-Leg	74
		60″	30″	28 3/4″	C-Leg	87
		72″	30″	28 3/4″	C-Leg	101
	KCXA Pin Set Height Adjustable, Fixed Top	48″	18″	28 3/4 - 34″	C-Leg	55
		60″	18″	28 3/4 - 34″	C-Leg	64
		72″	18″	28 3/4 - 34″	C-Leg	73
		48″	21″	28 3/4 - 34″	C-Leg	66
		60″	21″	28 3/4 - 34″	C-Leg	77
		72″	21″	28 3/4 - 34″	C-Leg	89
		48″	24″	28 3/4 - 34″	C-Leg	66
		60″	24″	28 3/4 - 34″	C-Leg	77
		72″	24″	28 3/4 - 34″	C-Leg	89
		48″	30″	28 3/4 - 34″	C-Leg	77
		60″	30″	28 3/4 - 34″	C-Leg	91
		72″	30″	28 3/4 - 34″	C-Leg	104
	KCXE Electric Height Adjustable, Fixed top, Glides	60″	30″	26″ - 51 1/2″	C-Leg	120
		72″	30″	26″ - 51 1/2″	C-Leg	132
	KGANG Pixel ganging mechanism					

pattern no.	laminate/flat edge	laminate/molded edge	veneer/wood
KCXW4818-( )-( )-( )-( )-( )	$1,740.	$1,861.	$3,062.
KCXW6018-( )-( )-( )-( )-( )	$1,815.	$1,950.	$3,193.
KCXW7218-( )-( )-( )-( )-( )	$1,880.	$2,027.	$3,349.
KCXW4821-( )-( )-( )-( )-( )	$1,801.	$1,932.	$3,209.
KCXW6021-( )-( )-( )-( )-( )	$1,881.	$2,028.	$3,401.
KCXW7221-( )-( )-( )-( )-( )	$1,951.	$2,116.	$3,594.
KCXW4824-( )-( )-( )-( )-( )	$1,801.	$1,932.	$3,209.
KCXW6024-( )-( )-( )-( )-( )	$1,881.	$2,028.	$3,401.
KCXW7224-( )-( )-( )-( )-( )	$1,951.	$2,116.	$3,594.
KCXW4830-( )-( )-( )-( )-( )	$1,888.	$2,031.	$3,412.
KCXW6030-( )-( )-( )-( )-( )	$1,976.	$2,137.	$3,638.
KCXW7230-( )-( )-( )-( )-( )	$2,055.	$2,235.	$3,805.
KCXA4818-( )-( )-( )-( )-( )	$1,944.	$2,062.	$3,242.
KCXA6018-( )-( )-( )-( )-( )	$2,016.	$2,153.	$3,377.
KCXA7218-( )-( )-( )-( )-( )	$2,082.	$2,237.	$3,532.
KCXA4821-( )-( )-( )-( )-( )	$2,003.	$2,134.	$3,392.
KCXA6021-( )-( )-( )-( )-( )	$2,083.	$2,233.	$3,581.
KCXA7221-( )-( )-( )-( )-( )	$2,154.	$2,321.	$3,771.
KCXA4824-( )-( )-( )-( )-( )	$2,003.	$2,134.	$3,392.
KCXA6024-( )-( )-( )-( )-( )	$2,083.	$2,233.	$3,581.
KCXA7224-( )-( )-( )-( )-( )	$2,154.	$2,321.	$3,771.
KCXA4830-( )-( )-( )-( )-( )	$2,090.	$2,233.	$3,595.
KCXA6030-( )-( )-( )-( )-( )	$2,179.	$2,341.	$3,818.
KCXA7230-( )-( )-( )-( )-( )	$2,257.	$2,439.	$3,984.
KCXE6030-(G)-( )-( )-( )-(111T, 118T)	$4,030.	$4,208.	$5,513.
KCXE7230-(G)-( )-( )-( )-(111T, 118T)	$4,125.	$4,321.	$5,701.
KGANG	$31.	n/a	n/a

Order Code

Example:	**KCXW7224-C-114-004T-Y-115T**
KCXW7224	72″ x 24″ Work Height, Fixed Top
C	Locking casters
114	Folkstone laminate
004T	Folkstone flat edgeband
Y	No grommet
115T	Medium Grey legs

Specify:

1. Pattern number
2. Locking casters or glide selection
3. Top finish selection
4. Edgeband selection
5. Cutout option
6. Leg finish

Finishes

Colored laminate finishes:
Bright White, matte (suffix 118)
Folkstone, matte (suffix 114)
Black, matte (suffix 111)

Woodgrain laminate finishes:
Medium Cherry (suffix 124)
Natural Maple (suffix 125)
Natural Cherry (suffix 126)
Walnut (suffix 127)
Light Ash (suffix 139)
Warm Ash (suffix 140)
Whitened Ash (suffix 141)
Grey Ash (suffix 142)
Classic Oak (suffix 143)
Graphite Pear (suffix 144)
Zebra (suffix 145)

Veneer top/edge finishes:
American Walnut (suffix AW)
Natural Oak (suffix ON)
Fumed Oak (suffix OF)
Ebonized Oak (suffix OE)

Molded edgeband finishes:
Black (suffix 300)
Mink (suffix 324)
Innertone (suffix 386)
Platinum (suffix 367)
Folkstone (suffix 004)

Flat edgeband finishes:
Black (suffix 111T)
Mink (suffix 324T)
Innertone (suffix 386T)
Platinum (suffix 367T)
Folkstone (suffix 004T)
White (suffix 118T)

Woodgrain flat edgeband finishes:
Medium Cherry (suffix 124)
Natural Maple (suffix 125)
Natural Cherry (suffix 126)
Walnut (suffix 127)
Light Ash (suffix 139)
Warm Ash (suffix 140)
Whitened Ash (suffix 141)
Grey Ash (suffix 142)
Classic Oak (suffix 143)
Graphite Pear (suffix 144)
Zebra (suffix 145)

Leg finishes:
Jet Black (suffix 111T)
Bright White (suffix 118T) *
Medium Grey (suffix 115T)
Sterling (suffix 906T)

Glides/Casters:
Glides (suffix G)
Casters (suffix C)

Hybrid Chrome Base:
Chromed legs are available on KCXW at an upcharge of $832 list. Legs and feet will be chromed while the horizontal trough will be in a standard Pixel paint finish. Place suffix C after leg finish suffix. Please note Hybrid Chrome base is not available on 18″ depth tables on casters.
Example:
KCXW6030-C-118-300-Y-118T-C

Note:
Glides are not available on flip top tables.

*For tables with bright white legs, the face of the casters are white and the edge is black. For all other leg finishes, casters are all black.

Electrical

Cutout Options: ($31 list per cutout)
Tables may be specified with no cutouts (code Y). For single or double cutout codes, please choose your electrical module(s) then refer to the cutout matrix on page 140 for the proper cutout code.

Note:
Grommet cover must be ordered separately if specifying a grommet cutout. Please refer to pg. 174-175.

Construction

Laminate and Veneer tops:
Constructed of particle board substrates sandwiched between laminate or wood veneer top and phenolic backer sheet bottom. Laminate tops can be specified with a flat ABS or molded urethane edge. Veneer tops will have matching solid wood edge. Solid wood edges can be specified on corner wedge tops with a wood veneer top. Edge and top will match.

Legs:
Legs are constructed using a combination of cast and extruded aluminum. Base and upper mounting plates are cast aluminum and bolted to an extruded aluminum vertical stem. Finished in a highly durable textured powder coat paint.

Features

Ganging tables:
Each table is fitted with a Pixel connector on the underside of each corner. To join the tables, align the mechanisms and slide the lever along the curved path to engage.

Trough cutout on C-Leg Only
TAS - Center Cutout

C-Leg tables may be specified with a center trough cutout but only if no box cutouts are specified on the top.

Maintenance:
See pages 13.

Note:
Pixel tables are certified Clean Air GOLD.

Marc Krusin
Pixel™ Table Series
C-Leg A Series Tables, Flip Top

Designer(s):
Marc Krusin, 2015

Award(s):
Best of Neocon Gold Award, 2015

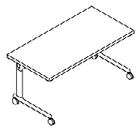

	description	w	d	h	leg type	table wgt. (lbs)
	KCPW Work Height, Flip Top, Casters	48″	18″	28 3/4″	C-Leg	74
		60″	18″	28 3/4″	C-Leg	66
		72″	18″	28 3/4″	C-Leg	75
		48″	21″	28 3/4″	C-Leg	74
		60″	21″	28 3/4″	C-Leg	78
		72″	21″	28 3/4″	C-Leg	91
		48″	24″	28 3/4″	C-Leg	74
		60″	24″	28 3/4″	C-Leg	78
		72″	24″	28 3/4″	C-Leg	91
		48″	30″	28 3/4″	C-Leg	74
		60″	30″	28 3/4″	C-Leg	93
		72″	30″	28 3/4″	C-Leg	106
	KCPA Pin Set Height Adjustable, Flip Top, Casters	48″	18″	28 3/4 - 33 3/4″	C-Leg	60
		60″	18″	28 3/4 - 33 3/4″	C-Leg	69
		72″	18″	28 3/4 - 33 3/4″	C-Leg	78
		48″	21″	28 3/4 - 33 3/4″	C-Leg	71
		60″	21″	28 3/4 - 33 3/4″	C-Leg	82
		72″	21″	28 3/4 - 33 3/4″	C-Leg	94
		48″	24″	28 3/4 - 33 3/4″	C-Leg	71
		60″	24″	28 3/4 - 33 3/4″	C-Leg	82
		72″	24″	28 3/4 - 33 3/4″	C-Leg	94
		48″	30″	28 3/4 - 33 3/4″	C-Leg	82
		60″	30″	28 3/4 - 33 3/4″	C-Leg	96
		72″	30″	28 3/4 - 33 3/4″	C-Leg	109
	KGANG Pixel ganging mechanism					

pattern no.	laminate/flat edge	laminate/molded edge	veneer/wood
KCPW4818-(C)-( )-( )-( )-( )	$1,918.	$2,038.	$3,309.
KCPW6018-(C)-( )-( )-( )-( )	$1,996.	$2,134.	$3,448.
KCPW7218-(C)-( )-( )-( )-( )	$2,064.	$2,219.	$3,605.
KCPW4821-(C)-( )-( )-( )-( )	$1,979.	$2,111.	$3,460.
KCPW6021-(C)-( )-( )-( )-( )	$2,064.	$2,214.	$3,656.
KCPW7221-(C)-( )-( )-( )-( )	$2,137.	$2,306.	$3,846.
KCPW4824-(C)-( )-( )-( )-( )	$1,979.	$2,111.	$3,460.
KCPW6024-(C)-( )-( )-( )-( )	$2,064.	$2,214.	$3,656.
KCPW7224-(C)-( )-( )-( )-( )	$2,137.	$2,306.	$3,846.
KCPW4830-(C)-( )-( )-( )-( )	$2,069.	$2,212.	$3,665.
KCPW6030-(C)-( )-( )-( )-( )	$2,159.	$2,323.	$3,894.
KCPW7230-(C)-( )-( )-( )-( )	$2,242.	$2,425.	$4,060.
KCPA4818-(C)-( )-( )-( )-( )	$2,061.	$2,183.	$3,434.
KCPA6018-(C)-( )-( )-( )-( )	$2,139.	$2,279.	$3,572.
KCPA7218-(C)-( )-( )-( )-( )	$2,208.	$2,363.	$3,729.
KCPA4821-(C)-( )-( )-( )-( )	$2,124.	$2,256.	$3,586.
KCPA6021-(C)-( )-( )-( )-( )	$2,208.	$2,358.	$3,781.
KCPA7221-(C)-( )-( )-( )-( )	$2,282.	$2,450.	$3,972.
KCPA4824-(C)-( )-( )-( )-( )	$2,124.	$2,256.	$3,586.
KCPA6024-(C)-( )-( )-( )-( )	$2,208.	$2,358.	$3,781.
KCPA7224-(C)-( )-( )-( )-( )	$2,282.	$2,450.	$3,972.
KCPA4830-(C)-( )-( )-( )-( )	$2,212.	$2,357.	$3,790.
KCPA6030-(C)-( )-( )-( )-( )	$2,305.	$2,468.	$4,020.
KCPA7230-(C)-( )-( )-( )-( )	$2,387.	$2,570.	$4,188.
KGANG	$31.	n/a	n/a

Order Code

Example:	**KCPW7224-C-114-004T-Y-115T**
KCPW7224	72″ x 24″ Work Height, Flip Top
C	Locking casters
114	Folkstone laminate
004T	Folkstone flat edgeband
Y	No grommet
115T	Medium Grey legs

Specify:

1. Pattern number
2. Locking casters or glide selection
3. Top finish selection
4. Edgeband selection
5. Cutout option
6. Leg finish

Finishes

Colored laminate finishes:
Bright White, matte (suffix 118)
Folkstone, matte (suffix 114)
Black, matte (suffix 111)

Woodgrain laminate finishes:
Medium Cherry (suffix 124)
Natural Maple (suffix 125)
Natural Cherry (suffix 126)
Walnut (suffix 127)
Light Ash (suffix 139)
Warm Ash (suffix 140)
Whitened Ash (suffix 141)
Grey Ash (suffix 142)
Classic Oak (suffix 143)
Graphite Pear (suffix 144)
Zebra (suffix 145)

Veneer top/edge finishes:
American Walnut (suffix AW)
Natural Oak (suffix ON)
Fumed Oak (suffix OF)
Ebonized Oak (suffix OE)

Molded edgeband finishes:
Black (suffix 300)
Mink (suffix 324)
Innertone (suffix 386)
Platinum (suffix 367)
Folkstone (suffix 004)

Flat edgeband finishes:
Black (suffix 111T)
Mink (suffix 324T)
Innertone (suffix 386T)
Platinum (suffix 367T)
Folkstone (suffix 004T)
White (suffix 118T)

Woodgrain flat edgeband finishes:
Medium Cherry (suffix 124)
Natural Maple (suffix 125)
Natural Cherry (suffix 126)
Walnut (suffix 127)
Light Ash (suffix 139)
Warm Ash (suffix 140)
Whitened Ash (suffix 141)
Grey Ash (suffix 142)
Classic Oak (suffix 143)
Graphite Pear (suffix 144)
Zebra (suffix 145)

Leg finishes:
Jet Black (suffix 111T)
Bright White (suffix 118T) *
Medium Grey (suffix 115T)
Sterling (suffix 906T)

Glides/Casters:
Glides (suffix G)
Casters (suffix C)

Hybrid Chrome Base:
Chromed legs are available on KCPW at an upcharge of $832 list. Legs and feet will be chromed while the horizontal trough will be in a standard Pixel paint finish. Place suffix C after leg finish suffix. Please note Hybrid Chrome base is not available on 18″ depth tables on casters.
Example:
KCPW6030-C-118-300-Y-118T-C

Note:
Glides are not available on flip top tables.

*For tables with bright white legs, the face of the casters are white and the edge is black. For all other leg finishes, casters are all black.

Electrical

Cutout Options: ($31 list per cutout)
Tables may be specified with no cutouts (code Y). For single or double cutout codes, please choose your electrical module(s) then refer to the cutout matrix on page 140 for the proper cutout code.

Note:
Grommet cover must be ordered separately if specifying a grommet cutout. Please refer to pg. 174-175.

Construction

Laminate and Veneer tops:
Constructed of particle board substrates sandwiched between laminate or wood veneer top and phenolic backer sheet bottom. Laminate tops can be specified with a flat ABS or molded urethane edge. Veneer tops will have matching solid wood edge. Solid wood edges can be specified on corner wedge tops with a wood veneer top. Edge and top will match.

Legs:
Legs are constructed using a combination of cast and extruded aluminum. Base and upper mounting plates are cast aluminum and bolted to an extruded aluminum vertical stem. Finished in a highly durable textured powder coat paint.

Features

Ganging tables:
Each table is fitted with a Pixel connector on the underside of each corner. To join the tables, align the mechanisms and slide the lever along the curved path to engage.

Trough cutout on C-Leg Only
TAS - Center Cutout

C-Leg tables may be specified with a center trough cutout but only if no box cutouts are specified on the top.

Maintenance:
See pages 13.

Note:
Pixel tables are certified Clean Air GOLD.

Caution:
When moving flip top tables on casters, only push tables while the top is down in the flat position.

Marc Krusin
Pixel™ Table Series
C-Leg S Series Tables, Fixed Top

Designer(s):
Marc Krusin, 2015

Award(s):
Best of Neocon Gold Award, 2015

description	w	d	h	leg type	table wgt. (lbs)
KLCXW Work Height, Fixed Top	48″	18″	28¾″	C-Leg	74
	48″	21″	28¾″	C-Leg	74
	48″	24″	28¾″	C-Leg	74
	48″	30″	28¾″	C-Leg	74
	60″	18″	28¾″	C-Leg	74
	60″	21″	28¾″	C-Leg	74
	60″	24″	28¾″	C-Leg	74
	60″	30″	28¾″	C-Leg	87
	72″	18″	28¾″	C-Leg	74
	72″	21″	28¾″	C-Leg	74
	72″	21″	28¾″	C-Leg	74
	72″	30″	28¾″	C-Leg	74
KGANG Pixel ganging mechanism					

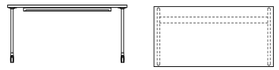

pattern no.	laminate/flat edge
KLCXW4818-(C,G)-( )-( )-( )-( )	$1,171.
KLCXW4821-(C,G)-( )-( )-( )-( )	$1,171.
KLCXW4824-(C,G)-( )-( )-( )-( )	$1,171.
KLCXW4830-(C,G)-( )-( )-( )-( )	$1,227.
KLCXW6018-(C,G)-( )-( )-( )-( )	$1,223.
KLCXW6021-(C,G)-( )-( )-( )-( )	$1,223.
KLCXW6024-(C,G)-( )-( )-( )-( )	$1,223.
KLCXW6030-(C,G)-( )-( )-( )-( )	$1,284.
KLCXW7218-(C,G)-( )-( )-( )-( )	$1,268.
KLCXW7221-(C,G)-( )-( )-( )-( )	$1,268.
KLCXW7224-(C,G)-( )-( )-( )-( )	$1,268.
KLCXW7230-(C,G)-( )-( )-( )-( )	$1,336.
KGANG	$31.

Order Code

Example:	**KLCXW6024-C-114-004T-Y-115T**
KLCXW 6024	60″ x 24″ Work Height, Fixed Top
C	Locking casters
114	Folkstone laminate
004T	Folkstone flat edgeband
Y	No grommet
115T	Medium Grey legs

Specify:

1. Pattern number
2. Locking casters or glide selection
3. Top finish selection
4. Edgeband selection
5. Cutout option
6. Leg finish

Finishes

Colored laminate finishes:
Bright White, matte (suffix 118)
Folkstone, matte (suffix 114)
Black, matte (suffix 111)

Woodgrain laminate finishes:
Medium Cherry (suffix 124)
Natural Maple (suffix 125)
Natural Cherry (suffix 126)
Walnut (suffix 127)
Light Ash (suffix 139)
Warm Ash (suffix 140)
Whitened Ash (suffix 141)
Grey Ash (suffix 142)
Classic Oak (suffix 143)
Graphite Pear (suffix 144)
Zebra (suffix 145)

Flat edgeband finishes:
Black (suffix 111T)
Mink (suffix 324T)
Innertone (suffix 386T)
Platinum (suffix 367T)
Folkstone (suffix 004T)
White (suffix 118T)

Woodgrain flat edgeband finishes:
Medium Cherry (suffix 124)
Natural Maple (suffix 125)
Natural Cherry (suffix 126)
Walnut (suffix 127)
Light Ash (suffix 139)
Warm Ash (suffix 140)
Whitened Ash (suffix 141)
Grey Ash (suffix 142)
Classic Oak (suffix 143)
Graphite Pear (suffix 144)
Zebra (suffix 145)

Leg finishes:
Jet Black (suffix 111T)
Bright White (suffix 118T) *
Medium Grey (suffix 115T)
Sterling (suffix 906T)

Glides/Casters:
Glides (suffix G)
Casters (suffix C)

Note:
Glides are not available on flip top tables.

*For tables with bright white legs, the face of the casters are white and the edge is black. For all other leg finishes, casters are all black.

Electrical

Cutout Options: ($31 list per cutout)
Tables may be specified with no cutouts (code Y). For single or double cutout codes, please choose your electrical module(s) then refer to the cutout matrix on page 140 for the proper cutout code.

Note:
Grommet cover must be ordered separately if specifying a grommet cutout. Please refer to pg. 174-175.

Construction

Laminate and Veneer tops:
Constructed of particle board substrates sandwiched between laminate or wood veneer top and phenolic backer sheet bottom. Laminate tops can be specified with a flat ABS edge.

Legs:
Legs are constructed using a combination of cast and extruded aluminum. Base and upper mounting plates are cast aluminum and bolted to an extruded aluminum vertical stem. Finished in a highly durable textured powder coat paint.

Features

Ganging tables:
Each table is fitted with a Pixel connector on the underside of each corner. To join the tables, align the mechanisms and slide the lever along the curved path to engage.

Wire Management:
Use velcro ties to secure wires and cords to black horizontal beam underneath the tabletop. Ties should not wrap around metal rod that operates the locking mechanism.

Maintenance:
See pages 13.

Note:
Pixel tables are certified Clean Air GOLD.

Marc Krusin
Pixel™ Table Series
C-Leg S Series Tables, Flip Top

Designer(s):
Marc Krusin, 2015

Award(s):
Best of Neocon Gold Award, 2015

	description	w	d	h	leg type	table wgt. (lbs)
	KLCPW Work Height, Flip Top, Casters	48″	18″	28 3/4″	C-Leg	78
		48″	21″	28 3/4″	C-Leg	78
		48″	24″	28 3/4″	C-Leg	78
		48″	30″	28 3/4″	C-Leg	78
		60″	18″	28 3/4″	C-Leg	78
		60″	21″	28 3/4″	C-Leg	78
		60″	24″	28 3/4″	C-Leg	78
		60″	30″	28 3/4″	C-Leg	93
		72″	18″	28 3/4″	C-Leg	78
		72″	21″	28 3/4″	C-Leg	78
		72″	24″	28 3/4″	C-Leg	78
		72″	30″	28 3/4″	C-Leg	78
	KGANG Pixel ganging mechanism					

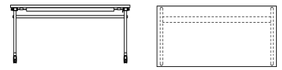

pattern no.	laminate/flat edge
KLCPW4818-(C)-( )-( )-( )-( )	$1,484.
KLCPW4821-(C)-( )-( )-( )-( )	$1,484.
KLCPW4824-(C)-( )-( )-( )-( )	$1,484.
KLCPW4830-(C)-( )-( )-( )-( )	$1,551.
KLCPW6018-(C)-( )-( )-( )-( )	$1,548.
KLCPW6021-(C)-( )-( )-( )-( )	$1,548.
KLCPW6024-(C)-( )-( )-( )-( )	$1,548.
KLCPW6030-(C)-( )-( )-( )-( )	$1,619.
KLCPW7218-(C)-( )-( )-( )-( )	$1,603.
KLCPW7221-(C)-( )-( )-( )-( )	$1,603.
KLCPW7224-(C)-( )-( )-( )-( )	$1,603.
KLCPW7230-(C)-( )-( )-( )-( )	$1,682.
KGANG	$31.

Order Code

Example:	**KLCPW6024-C-114-004T-Y-115T**
KLCPW 6024	60″ x 24″ Work Height, Flip Top
C	Locking casters
114	Folkstone laminate
004T	Folkstone flat edgeband
Y	No grommet
115T	Medium Grey legs

Specify:

1. Pattern number
2. Locking casters or glide selection
3. Top finish selection
4. Edgeband selection
5. Cutout option
6. Leg finish

Finishes

Colored laminate finishes:
Bright White, matte (suffix 118)
Folkstone, matte (suffix 114)
Black, matte (suffix 111)

Woodgrain laminate finishes:
Medium Cherry (suffix 124)
Natural Maple (suffix 125)
Natural Cherry (suffix 126)
Walnut (suffix 127)
Light Ash (suffix 139)
Warm Ash (suffix 140)
Whitened Ash (suffix 141)
Grey Ash (suffix 142)
Classic Oak (suffix 143)
Graphite Pear (suffix 144)
Zebra (suffix 145)

Flat edgeband finishes:
Black (suffix 111T)
Mink (suffix 324T)
Innertone (suffix 386T)
Platinum (suffix 367T)
Folkstone (suffix 004T)
White (suffix 118T)

Woodgrain flat edgeband finishes:
Medium Cherry (suffix 124)
Natural Maple (suffix 125)
Natural Cherry (suffix 126)
Walnut (suffix 127)
Light Ash (suffix 139)
Warm Ash (suffix 140)
Whitened Ash (suffix 141)
Grey Ash (suffix 142)
Classic Oak (suffix 143)
Graphite Pear (suffix 144)
Zebra (suffix 145)

Leg finishes:
Jet Black (suffix 111T)
Bright White (suffix 118T) *
Medium Grey (suffix 115T)
Sterling (suffix 906T)

Glides/Casters:
Glides (suffix G)
Casters (suffix C)

Note:
Glides are not available on flip top tables.

*For tables with bright white legs, the face of the casters are white and the edge is black. For all other leg finishes, casters are all black.

Electrical

Cutout Options: ($31 list per cutout)
Tables may be specified with no cutouts (code Y). For single or double cutout codes, please choose your electrical module(s) then refer to the cutout matrix on page 140 for the proper cutout code.

Note:
Grommet cover must be ordered separately if specifying a grommet cutout. Please refer to pg. 174-175.

Construction

Laminate and Veneer tops:
Constructed of particle board substrates sandwiched between laminate or wood veneer top and phenolic backer sheet bottom. Laminate tops can be specified with a flat ABS edge.

Legs:
Legs are constructed using a combination of cast and extruded aluminum. Base and upper mounting plates are cast aluminum and bolted to an extruded aluminum vertical stem. Finished in a highly durable textured powder coat paint.

Features

Ganging tables:
Each table is fitted with a Pixel connector on the underside of each corner. To join the tables, align the mechanisms and slide the lever along the curved path to engage.

Wire Management:
Use velcro ties to secure wires and cords to black horizontal beam underneath the tabletop. Ties should not wrap around metal rod that operates the locking mechanism.

Flip Mechanism:
To flip tabletop, pull red button on right side of the table and use other hand to gently lift the tabletop up. Black button on left side of the table can also be pushed while performing the same movement.

Maintenance:
See pages 13.

Note:
Pixel tables are certified Clean Air GOLD.

Caution:
When moving flip top tables on casters, only push tables while the top is down in the flat position.

Marc Krusin
Pixel™ Table Series
T-Leg Tables, Fixed Top

Designer(s):
Marc Krusin, 2015

Award(s):
Best of Neocon Gold Award, 2015

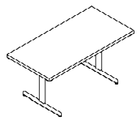

	description	w	d	h	leg type	table wgt. (lbs)	pattern no.	laminate/flat edge	laminate/molded edge	veneer/wood
	KTXW Work Height, Fixed Top	60″	30″	28 3/4″	T-Leg	84	**KTXW6030-( )-( )-( )-( )-( )**	$1,864.	$2,030.	$3,530.
		72″	30″	28 3/4″	T-Leg	98	**KTXW7230-( )-( )-( )-( )-( )**	$1,954.	$2,141.	$4,163.
		60″	36″	28 3/4″	T-Leg	98	**KTXW6036-( )-( )-( )-( )-( )**	$1,908.	$2,087.	$3,685.
		72″	36″	28 3/4″	T-Leg	114	**KTXW7236-( )-( )-( )-( )-( )**	$2,055.	$2,256.	$4,158.
	KTXA Pin Set Height Adjustable, Fixed Top	60″	30″	28 3/4 - 33 3/4″	T-Leg	88	**KTXA6030-( )-( )-( )-( )-( )**	$1,999.	$2,165.	$3,735.
		72″	30″	28 3/4 - 33 3/4″	T-Leg	102	**KTXA7230-( )-( )-( )-( )-( )**	$2,183.	$2,368.	$3,923.
		60″	36″	28 3/4 - 33 3/4″	T-Leg	101	**KTXA6036-( )-( )-( )-( )-( )**	$2,186.	$2,365.	$3,933.
		72″	36″	28 3/4 - 33 3/4″	T-Leg	117	**KTXA7236-( )-( )-( )-( )-( )**	$2,332.	$2,533.	$4,403.
	KTXE Electric Height Adjustable, Fixed top, Glides	60″	36″	26″ - 51 1/2″	T-Leg	132	**KTXE6036-(G)-( )-( )-( )-(111T, 118T)**	$4,084.	$4,276.	$5,671.
		72″	36″	26″ - 51 1/2″	T-Leg	146	**KTXE7236-(G)-( )-( )-( )-(111T, 118T)**	$4,183.	$4,397.	$6,104.
	KGANG Pixel ganging mechanism						**KGANG**	$31.	n/a	n/a

Order Code

Example:	**KTXW7224-C-114-004T-Y-115T**
KTXW7224	72″ x 24″ Work Height, Fixed Top
C	Locking casters
114	Folkstone laminate
004T	Folkstone flat edgeband
Y	No grommet
115T	Medium Grey legs

Specify:

1. Pattern number
2. Locking casters or glide selection
3. Top finish selection
4. Edgeband selection
5. Cutout option
6. Leg finish

Finishes

Colored laminate finishes:
Bright White, matte (suffix 118)
Folkstone, matte (suffix 114)
Black, matte (suffix 111)

Woodgrain laminate finishes:
Medium Cherry (suffix 124)
Natural Maple (suffix 125)
Natural Cherry (suffix 126)
Walnut (suffix 127)
Light Ash (suffix 139)
Warm Ash (suffix 140)
Whitened Ash (suffix 141)
Grey Ash (suffix 142)
Classic Oak (suffix 143)
Graphite Pear (suffix 144)
Zebra (suffix 145)

Veneer top/edge finishes:
American Walnut (suffix AW)
Natural Oak (suffix ON)
Fumed Oak (suffix OF)
Ebonized Oak (suffix OE)

Molded edgeband finishes:
Black (suffix 300)
Mink (suffix 324)
Innertone (suffix 386)
Platinum (suffix 367)
Folkstone (suffix 004)

Flat edgeband finishes:
Black (suffix 111T)
Mink (suffix 324T)
Innertone (suffix 386T)
Platinum (suffix 367T)
Folkstone (suffix 004T)
White (suffix 118T)

Woodgrain flat edgeband finishes:
Medium Cherry (suffix 124)
Natural Maple (suffix 125)
Natural Cherry (suffix 126)
Walnut (suffix 127)
Light Ash (suffix 139)
Warm Ash (suffix 140)
Whitened Ash (suffix 141)
Grey Ash (suffix 142)
Classic Oak (suffix 143)
Graphite Pear (suffix 144)
Zebra (suffix 145)

Leg finishes:
Jet Black (suffix 111T)
Bright White (suffix 118T) *
Medium Grey (suffix 115T)
Sterling (suffix 906T)

Glides/Casters:
Glides (suffix G)
Casters (suffix C)

Hybrid Chrome Base:
Chromed legs are available on KTXW at an upcharge of $832 list. Legs and feet will be chromed while the horizontal trough will be in a standard Pixel paint finish. Place suffix C after leg finish suffix.
Example:
KTXW6030-C-118-300-Y-118T-C

Note:
Glides are not available on flip top tables.

*For tables with bright white legs, the face of the casters are white and the edge is black. For all other leg finishes, casters are all black.

Electrical

Cutout Options: ($31 list per cutout)
Tables may be specified with no cutouts (code Y). For single or double cutout codes, please choose your electrical module(s) then refer to the cutout matrix on page 140 for the proper cutout code.

Note:
Grommet cover must be ordered separately if specifying a grommet cutout. Please refer to pg. 174-175.

Construction

Laminate and Veneer tops:
Constructed of particle board substrates sandwiched between laminate or wood veneer top and phenolic backer sheet bottom. Laminate tops can be specified with a flat ABS or molded urethane edge. Veneer tops with have matching solid wood edge. Solid wood edges can be specified on corner wedge tops with a wood veneer top. Edge and top will match.

Legs:
Legs are constructed using a combination of cast and extruded aluminum. Base and upper mounting plates are cast aluminum and bolted to an extruded aluminum vertical stem. Finished in a highly durable textured powder coat paint.

Features

Ganging tables:
Each table is fitted with a Pixel connector on the underside of each corner. To join the tables, align the mechanisms and slide the lever along the curved path to engage.

Trough cutout on C-Leg Only
TAS - Center Cutout

C-Leg tables may be specified with a center trough cutout but only if no box cutouts are specified on the top.

Maintenance:
See pages 13.

Note:
Pixel tables are certified Clean Air GOLD.

Marc Krusin
Pixel™ Table Series
T-Leg Tables, Flip Top

Designer(s):
Marc Krusin, 2015

Award(s):
Best of Neocon Gold Award, 2015

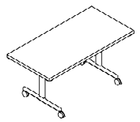

	description	w	d	h	leg type	table wgt. (lbs)
	KTPW Work Height, Flip Top, Casters	60″	30″	28 3/4″	T-Leg	93
		72″	30″	28 3/4″	T-Leg	107
		60″	36″	28 3/4″	T-Leg	106
		72″	36″	28 3/4″	T-Leg	122
	KTPA Pin Set Height Adjustable, Flip top, Casters	60″	30″	28 3/4 - 34″	T-Leg	96
		72″	30″	28 3/4 - 34″	T-Leg	110
		60″	36″	28 3/4 - 34″	T-Leg	109
		72″	36″	28 3/4 - 34″	T-Leg	125
	KGANG Pixel ganging mechanism					

pattern no.	laminate/flat edge	laminate/molded edge	veneer/wood
KTPW6030-(C)-( )-( )-( )-( )	$2,496.	$2,663.	$4,187.
KTPW7230-(C)-( )-( )-( )-( )	$2,596.	$2,783.	$4,385.
KTPW6036-(C)-( )-( )-( )-( )	$2,595.	$2,776.	$4,388.
KTPW7236-(C)-( )-( )-( )-( )	$2,747.	$2,950.	$4,866.
KTPA6030-(C)-( )-( )-( )-( )	$2,698.	$2,862.	$4,370.
KTPA7230-(C)-( )-( )-( )-( )	$2,794.	$2,981.	$4,567.
KTPA6036-(C)-( )-( )-( )-( )	$2,790.	$2,970.	$4,584.
KTPA7236-(C)-( )-( )-( )-( )	$2,944.	$3,148.	$5,050.
KGANG	$31.	n/a	n/a

Order Code

Example:	**KTPW6036-C-114-004T-Y-115T**
KTPW6036	60″ x 36″ rectangle, T-Leg, Flip, Work Height, Casters
C	Locking casters
114	Folkstone laminate
004T	Folkstone flat edgeband
Y	No grommet
115T	Medium Grey legs

Specify:

1. Pattern number
2. Locking caster or glide selection
3. Top finish selection
4. Edgeband selection
5. Cutout option
6. Leg finish

Finishes

Colored laminate finishes:
Bright White, matte (suffix 118)
Folkstone, matte (suffix 114)
Black, matte (suffix 111)

Woodgrain laminate finishes:
Medium Cherry (suffix 124)
Natural Maple (suffix 125)
Natural Cherry (suffix 126)
Walnut (suffix 127)
Light Ash (suffix 139)
Warm Ash (suffix 140)
Whitened Ash (suffix 141)
Grey Ash (suffix 142)
Classic Oak (suffix 143)
Graphite Pear (suffix 144)
Zebra (suffix 145)

Veneer top/edge finishes:
American Walnut (suffix AW)
Natural Oak (suffix ON)
Fumed Oak (suffix OF)
Ebonized Oak (suffix OE)

Molded edgeband finishes:
Black (suffix 300)
Mink (suffix 324)
Innertone (suffix 386)
Platinum (suffix 367)
Folkstone (suffix 004)

Flat edgeband finishes:
Black (suffix 111T)
Mink (suffix 324T)
Innertone (suffix 386T)
Platinum (suffix 367T)
Folkstone (suffix 004T)
White (suffix 118T)

Woodgrain flat edgeband finishes:
Medium Cherry (suffix 124)
Natural Maple (suffix 125)
Natural Cherry (suffix 126)
Walnut (suffix 127)
Light Ash (suffix 139)
Warm Ash (suffix 140)
Whitened Ash (suffix 141)
Grey Ash (suffix 142)
Classic Oak (suffix 143)
Graphite Pear (suffix 144)
Zebra (suffix 145)

Leg finishes:
Jet Black (suffix 111T)
Bright White (suffix 118T) *
Medium Grey (suffix 115T)
Sterling (suffix 906T)

Glides/Casters:
Casters (suffix C)

Hybrid Chrome Base:
Chromed legs are available on KTPW at an upcharge of $832 list. Legs and feet will be chromed while the horizontal trough will be in a standard Pixel paint finish. Place suffix C after leg finish suffix.
Example:
KTPW6030-C-118-300-Y-118T-C

Note:
Glides are not available on flip top tables.

*For tables with bright white legs, the face of the casters are white and the edge is black. For all other leg finishes, casters are all black.

Electrical

Cutout Options: ($31 list per cutout)
Tables may be specified with no cutouts (code Y). For single or double cutout codes, please choose your electrical module(s) then refer to the cutout matrix on page 140 for the proper cutout code.

Note:
Grommet cover must be ordered separately if specifying a grommet cutout. Please refer to pg. 174-175.

Construction

Laminate and Veneer tops:
Constructed of particle board substrates sandwiched between laminate or wood veneer top and phenolic backer sheet bottom. Laminate tops can be specified with a flat ABS or molded urethane edge. Veneer tops will have matching solid wood edge. Solid wood edges can be specified on corner wedge tops with a wood veneer top. Edge and top will match.

Legs:
Legs are constructed using a combination of cast and extruded aluminum. Base and upper mounting plates are cast aluminum and bolted to an extruded aluminum vertical stem. Finished in a highly durable textured powder coat paint.

Features

Ganging tables:
Each table is fitted with a Pixel connector on the underside of each corner. To join the tables, align the mechanisms and slide the lever along the curved path to engage.

Maintenance:
See pages 13.

Note:
Pixel tables are certified Clean Air GOLD.

Caution:
When moving flip top tables on casters, only push tables while the top is down in the flat position.

Marc Krusin
Pixel™ Table Series
Four Leg Tables, Fixed Top

Designer(s):
Marc Krusin, 2015

Award(s):
Best of Neocon Gold Award, 2015

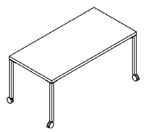

description	w	d	h	top	99sort	table wgt. (lbs)
KFXW Work Height, Fixed Top	36″	36″	28¾″	square		57
	42″	42″	28¾″	square		72
	48″	48″	28¾″	square		89
	48″	18″	28¾″	rectangle		43
	60″	18″	28¾″	rectangle		56
	72″	18″	28¾″	rectangle		65
	48″	24″	28¾″	rectangle		53
	60″	24″	28¾″	rectangle		62
	72″	24″	28¾″	rectangle		79
	48″	30″	28¾″	rectangle		62
	60″	30″	28¾″	rectangle		73
	72″	30″	28¾″	rectangle		85
	48″	36″	28¾″	rectangle		71
	60″	36″	28¾″	rectangle		85
	72″	36″	28¾″	rectangle		99

pattern no.	laminate/flat edge	laminate/molded edge	veneer/wood
KFXW3636-( )-( )-( )-( )-( )	$1,299.	$1,433.	$2,712.
KFXW4242-( )-( )-( )-( )-( )	$1,428.	$1,584.	$2,923.
KFXW4848-( )-( )-( )-( )-( )	$1,436.	$1,605.	$3,435.
KFXW4818-( )-( )-( )-( )-( )	$1,255.	$1,392.	$2,484.
KFXW6018-( )-( )-( )-( )-( )	$1,355.	$1,510.	$2,637.
KFXW7218-( )-( )-( )-( )-( )	$1,411.	$1,583.	$2,761.
KFXW4824-( )-( )-( )-( )-( )	$1,282.	$1,428.	$2,599.
KFXW6024-( )-( )-( )-( )-( )	$1,326.	$1,490.	$2,758.
KFXW7224-( )-( )-( )-( )-( )	$1,449.	$1,634.	$2,995.
KFXW4830-( )-( )-( )-( )-( )	$1,321.	$1,478.	$2,758.
KFXW6030-( )-( )-( )-( )-( )	$1,371.	$1,549.	$2,952.
KFXW7230-( )-( )-( )-( )-( )	$1,418.	$1,620.	$3,105.
KFXW4836-( )-( )-( )-( )-( )	$1,358.	$1,528.	$2,923.
KFXW6036-( )-( )-( )-( )-( )	$1,419.	$1,609.	$3,094.
KFXW7236-( )-( )-( )-( )-( )	$1,524.	$1,738.	$3,542.

Order Code

Example:	**KFXW6030-G-141-118T-Y-118T**
KFXW6030	60″ x 30″ rectangle, 4-Leg, Fixed, Work Height
G	Glides
141	Whitened Ash laminate
118T	Bright White flat edgeband
Y	No grommet
118T	Bright White legs

Specify:

1. Pattern number
2. Locking casters or glide selection
3. Top finish selection
4. Edgeband selection
5. Cutout option
6. Leg finish

Finishes

Colored laminate finishes:
Bright White, matte (suffix 118)
Folkstone, matte (suffix 114)
Black, matte (suffix 111)

Woodgrain laminate finishes:
Medium Cherry (suffix 124)
Natural Maple (suffix 125)
Natural Cherry (suffix 126)
Walnut (suffix 127)
Light Ash (suffix 139)
Warm Ash (suffix 140)
Whitened Ash (suffix 141)
Grey Ash (suffix 142)
Classic Oak (suffix 143)
Graphite Pear (suffix 144)
Zebra (suffix 145)

Veneer top/edge finishes:
American Walnut (suffix AW)
Natural Oak (suffix ON)
Fumed Oak (suffix OF)
Ebonized Oak (suffix OE)

Molded edgeband finishes:
Black (suffix 300)
Mink (suffix 324)
Innertone (suffix 386)
Platinum (suffix 367)
Folkstone (suffix 004)

Flat edgeband finishes:
Black (suffix 111T)
Mink (suffix 324T)
Innertone (suffix 386T)
Platinum (suffix 367T)
Folkstone (suffix 004T)
White (suffix 118T)

Woodgrain flat edgeband finishes:
Medium Cherry (suffix 124)
Natural Maple (suffix 125)
Natural Cherry (suffix 126)
Walnut (suffix 127)
Light Ash (suffix 139)
Warm Ash (suffix 140)
Whitened Ash (suffix 141)
Grey Ash (suffix 142)
Classic Oak (suffix 143)
Graphite Pear (suffix 144)
Zebra (suffix 145)

Leg finishes:
Jet Black (suffix 111T)
Bright White (suffix 118T) *
Medium Grey (suffix 115T)
Sterling (suffix 906T)

Glides/Casters:
Glides (suffix G)
Casters (suffix C)

*For tables with bright white legs, the face of the casters are white and the edge is black. For all other leg finishes, casters are all black.

Electrical

Cutout Options: ($31 list per cutout)
Tables may be specified with no cutouts (code Y). For single or double * cutout codes, please choose your electrical module(s) then refer to the cutout matrix on page 140 for the proper cutout code.

*Square tables may not have double cutout codes

Note:
Grommet cover must be ordered separately if specifying a grommet cutout. Please refer to pg. 174-175.

Construction

Laminate and Veneer tops:
Constructed of particle board substrates sandwiched between laminate or wood veneer top and phenolic backer sheet bottom. Laminate tops can be specified with a flat ABS or molded urethane edge. Veneer tops will have matching solid wood edge. Solid wood edges can be specified on corner wedge tops with a wood veneer top. Edge and top will match.

Legs:
Legs are extruded aluminum and finished in a highly durable textured powder coat paint.

Features

Ganging tables:
Each table is fitted with a Pixel connector on the underside of each corner. Four leg tables have the ganging mechanism incorporated into the leg casting. To join the tables, align the mechanisms and slide the lever along the curved path to engage.

Maintenance:
See pages 13-0.

Note:
Pixel tables are certified Clean Air GOLD.

Marc Krusin
Pixel™ Table Series
Y-Leg Tables, Fixed, Flip, and Fold Tops

Designer(s):
Marc Krusin, 2015

Award(s):
Best of Neocon Gold Award, 2015

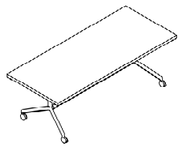

	description	w	d	h	table wgt. (lbs)
KYXW	Work Height, Fixed Top	72″	36″	28¾″	116
		84″	36″	28¾″	131
KYPW	Work Height, Flip Top, Casters	72″	36″	28¾″	118
		84″	36″	28¾″	133
KYDW	Work Height, Y-Fold Top, Casters	96″	48″	28¾″	
KGANG	Pixel ganging mechanism				

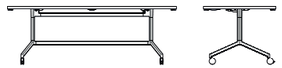

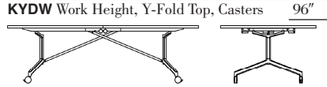

pattern no.	laminate/flat edge	laminate/molded edge	veneer/wood	veneer/wood knife edge
KYXW7236-( )-( )-( )-( )	$2,157.	$2,359.	$4,249.	n/a
KYXW8436-( )-( )-( )-( )	$2,308.	$2,484.	$4,778.	n/a
KYPW7236-(C)-( )-( )-( )	$2,399.	$2,602.	$4,554.	n/a
KYPW8436-(C)-( )-( )-( )	$2,569.	$2,756.	$4,954.	n/a
KYDW9648-(C)-( )-( )-( )	$8,808.	$8,948.	n/a	n/a
KGANG	$31.	n/a	n/a	n/a

Order Code

Example:	**KYPW7236-C-142-367T-Y-906T**
KYPW7236	36″ x 72″ rectangle, Y-Leg, Flip top table
C	Locking casters
142	Grey Ash laminate
367T	Platinum flat edgeband
Y	No grommet
906T	Sterling legs

Specify:

1. Pattern number
2. Locking caster or glide selection
3. Top finish selection
4. Edgeband selection
5. Cutout option
6. Leg finish

Finishes

Colored laminate finishes:
Bright White, matte (suffix 118)
Folkstone, matte (suffix 114)
Black, matte (suffix 111)

Woodgrain laminate finishes:
Medium Cherry (suffix 124)
Natural Maple (suffix 125)
Natural Cherry (suffix 126)
Walnut (suffix 127)
Light Ash (suffix 139)
Warm Ash (suffix 140)
Whitened Ash (suffix 141)
Grey Ash (suffix 142)
Classic Oak (suffix 143)
Graphite Pear (suffix 144)
Zebra (suffix 145)

Markerboard laminate finish:
White (suffix M) *

*Available only on KYDW9648 with ABS flat edgeband.

Veneer top/edge finishes:
American Walnut (suffix AW)
Natural Oak (suffix ON)
Fumed Oak (suffix OF)
Ebonized Oak (suffix OE)

Molded edgeband finishes:
Black (suffix 300)
Mink (suffix 324)
Innertone (suffix 386)
Platinum (suffix 367)
Folkstone (suffix 004)

Flat edgeband finishes:
Black (suffix 111T)
Mink (suffix 324T)
Innertone (suffix 386T)
Platinum (suffix 367T)
Folkstone (suffix 004T)
White (suffix 118T)

Woodgrain flat edgeband finishes:
Medium Cherry (suffix 124)
Natural Maple (suffix 125)
Natural Cherry (suffix 126)
Walnut (suffix 127)
Light Ash (suffix 139)
Warm Ash (suffix 140)
Whitened Ash (suffix 141)
Grey Ash (suffix 142)
Classic Oak (suffix 143)
Graphite Pear (suffix 144)
Zebra (suffix 145)

Leg finishes:
Black (suffix 111T)
Bright White (suffix 118T) * *
Medium Grey (suffix 115T)
Sterling (suffix 906T)

Glides/Casters:
Glides (suffix G)
Casters (suffix C)

Note:
Glides are not available on flip top tables and fold tables.

* *For tables with bright white legs, the face of the casters are white and the edge is black. For all other leg finishes, casters are all black.

Electrical

Cutout Options: ($31 list per cutout)
Tables may be specified with no cutouts (code Y). For single or double cutout codes, please choose your electrical module(s) then refer to the cutout matrix on page 140 for the proper cutout code.

Grommet cover must be ordered separately if specifying a grommet cutout. Please refer to pg. 174-175.

Note:
KYDW9648 consists of two 48″ x 48″ square segments. One cutout will be placed in both sections for a total of two cutouts per table.

Construction

Laminate and Veneer tops:
Constructed of particle board substrates sandwiched between laminate or wood veneer top and phenolic backer sheet bottom. Laminate tops can be specified with a flat ABS or molded urethane edge. Veneer tops will have matching solid wood edge. Solid wood edges can be specified on corner wedge tops with a wood veneer top. Edge and top will match.

Note:
KYDW9648 Y-Fold table specified in white markerboard laminate is only available with ABS flat edgeband.

Legs:
Legs are constructed using a combination of cast and extruded aluminum. Base and upper mounting plates are cast aluminum and bolted to an extruded aluminum vertical stem. Finished in a highly durable textured powder coat paint.

Features

Ganging tables:
Each table is fitted with a Pixel connector on the underside of each corner. To join the tables, align the mechanisms and slide the lever along the curved path to engage.

Markerboard:
A white laminate markerboard top finish is available on the Y-Fold table with ABS edge.

Maintenance:
See pages 13.

Note:
Pixel tables are certified Clean Air GOLD.

Caution:
When moving flip top tables on casters, only push tables while the top is down in the flat position.

KYDW9648 Y-Fold table can be moved in the folded position.

Note:
Folding the KYDW9648 Y-Fold table requires two people.

Marc Krusin
Pixel™ Table Series
Column Leg Tables

Designer(s):
Marc Krusin, 2015

Award(s):
Best of Neocon Gold Award, 2015

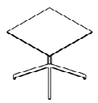

description	width	depth	height	top	table wgt. (lbs)	pattern no.	laminate/molded edge	veneer/wood edge
KBXW Work Height, Fixed Round Top, Knife Edge	36″		28¾″	round	48	**KBXW36D-(G)-( )-( )-( )-( )**	$1,326.	$2,584.
KBXL Lounge Height, Fixed Round Top, Knife Edge	36″		23½″	round	47	**KBXL36D-(G)-( )-( )-( )-( )**	$1,309.	$2,567.
KBXC Counter Height, Fixed Round Top, Knife Edge	36″		36″	round	49	**KBXC36D-(G)-( )-( )-( )-( )**	$1,340.	$2,589.
KBXB Bar Height, Fixed Round Top, Knife Edge	36″		42″	round	50	**KBXB36D-(G)-( )-( )-( )-( )**	$1,354.	$2,616.
KBXW Work Height, Fixed Square Top, Knife Edge	30″	30″	28¾″	square	45	**KBXW3030-(G)-( )-( )-( )-( )**	$1,276.	$2,274.
KBXL Lounge Height, Fixed Square Top, Knife Edge	30″	30″	23½″	square	44	**KBXL3030-(G)-( )-( )-( )-( )**	$1,262.	$2,258.
KBXC Counter Height, Fixed Square Top, Knife Edge	30″	30″	36″	square	46	**KBXC3030-(G)-( )-( )-( )-( )**	$1,289.	$2,279.
KBXB Bar Height, Fixed Square Top, Knife Edge	30″	30″	42″	square	46	**KBXB3030-(G)-( )-( )-( )-( )**	$1,305.	$2,306.

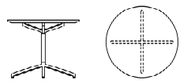

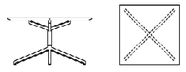

Order Code

Example:	**KBXB36D-G-111-300-Y-111T**
KBXB36D	36″ diameter, round, counter height
G	Glides
111	Black laminate
300	Black molded edgeband
Y	No grommet
111T	Jet Black legs

Specify:

1. Pattern number
2. Glide selection
3. Top finish selection
4. Edgeband selection
5. Cutout option
6. Leg finish

Finishes

Colored laminate finishes:
Bright White, matte (suffix 118)
Folkstone, matte (suffix 114)
Black, matte (suffix 111)

Woodgrain laminate finishes:
Medium Cherry (suffix 124)
Natural Maple (suffix 125)
Natural Cherry (suffix 126)
Walnut (suffix 127)
Light Ash (suffix 139)
Warm Ash (suffix 140)
Whitened Ash (suffix 141)
Grey Ash (suffix 142)
Classic Oak (suffix 143)
Graphite Pear (suffix 144)
Zebra (suffix 145)

Veneer top/edge finishes:
American Walnut (suffix AW)
Natural Oak (suffix ON)
Fumed Oak (suffix OF)
Ebonized Oak (suffix OE)

Molded edgeband finishes:
Black (suffix 300)
Mink (suffix 324)
Innertone (suffix 386)
Platinum (suffix 367)
Folkstone (suffix 004)

Leg finishes:
Jet Black (suffix 111T)
Bright White (suffix 118T)
Medium Grey (suffix 115T)
Sterling (suffix 906T)

Glides:
Glides (suffix G)

Electrical

Cutout Options: ($31 list per cutout)
Tables may be specified with zero or one round grommet. Please refer to page 140 for the proper cutout code.

Note:
Column base tables can only accommodate the KE1, KE2, and KE3 electrical modules.

Grommet cover must be ordered separately if specifying a grommet cutout. Please refer to pg. 174-175.

Construction

Laminate and Veneer tops:
Constructed of an MDF core sandwiched between laminate or wood veneer top and phenolic backer sheet bottom.
Reverse knife edge is only available in a molded urethane edge and a solid wood edge. ABS flat edge is not available.

Legs:
Legs are extruded aluminum and finished in a highly durable textured powder coat paint.

Marc Krusin
Pixel™ Table Series
Column Leg Tables

Designer(s):
Marc Krusin, 2015

Award(s):
Best of Neocon Gold Award, 2015

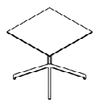

	description	width	depth	height	top	table wgt. (lbs)	pattern no.	laminate/molded edge	veneer/wood edge
	KBXW Work Height, Fixed Round Top, Knife Edge	42″	42″	28 3/4″	round	–	**KBXW42DE-(G)-( )-( )-( )-( )**	$1,529.	$3,093.
	KBXL Lounge Height, Fixed Round Top, Knife Edge	42″	42″	23 1/2″	round	–	**KBXL42DE-(G)-( )-( )-( )-( )**	$1,513.	$3,079.
	KBXC Counter Height, Fixed Round Top, Knife Edge	42″	42″	36″	round	–	**KBXC42DE-(G)-( )-( )-( )-( )**	$1,548.	$3,111.
	KBXB Bar Height, Fixed Round Top, Knife Edge	42″	42″	42″	round	–	**KBXB42DE-(G)-( )-( )-( )-( )**	$1,569.	$3,128.
	KBXW Work Height, Fixed Square Top, Knife Edge	36″	36″	28 3/4″	square	–	**KBXW3636E-(G)-( )-( )-( )-( )**	$1,406.	$2,660.
	KBXL Lounge Height, Fixed Square Top, Knife Edge	36″	36″	23 1/2″	square	–	**KBXL3636E-(G)-( )-( )-( )-( )**	$1,392.	$2,649.
	KBXC Counter Height, Fixed Square Top, Knife Edge	36″	36″	36″	square	–	**KBXC3636E-(G)-( )-( )-( )-( )**	$1,426.	$2,680.
	KBXB Bar Height, Fixed Square Top, Knife Edge	36″	36″	42″	square	–	**KBXB3636E-(G)-( )-( )-( )-( )**	$1,447.	$2,699.

Order Code

Example: **KBXW42DE-G-111-300-Y-111T**

KBXW42DE	42″ diameter, round, counter height, electric column
G	Glides
111	Black laminate
300	Black molded edgeband
Y	No grommet
111T	Jet Black legs

Specify:

1. Pattern number
2. Glide selection
3. Top finish selection
4. Edgeband selection
5. Cutout option
6. Leg finish

Finishes

Colored laminate finishes:
Bright White, matte (suffix 118)
Folkstone, matte (suffix 114)
Black, matte (suffix 111)

Woodgrain laminate finishes:
Medium Cherry (suffix 124)
Natural Maple (suffix 125)
Natural Cherry (suffix 126)
Walnut (suffix 127)
Light Ash (suffix 139)
Warm Ash (suffix 140)
Whitened Ash (suffix 141)
Grey Ash (suffix 142)
Classic Oak (suffix 143)
Graphite Pear (suffix 144)
Zebra (suffix 145)

Veneer top/edge finishes:
American Walnut (suffix AW)
Natural Oak (suffix ON)
Fumed Oak (suffix OF)
Ebonized Oak (suffix OE)

Molded edgeband finishes:
Black (suffix 300)
Mink (suffix 324)
Innertone (suffix 386)
Platinum (suffix 367)
Folkstone (suffix 004)

Leg finishes:
Jet Black (suffix 111T)
Bright White (suffix 118T)
Medium Grey (suffix 115T)
Sterling (suffix 906T)

Glides:
Glides (suffix G)

Features

Electrical cord can pass through the vertical column on 42″ Round and 36″ Square tables only.

Electrical

Cutout Options: ($31 list per cutout)
Tables may be specified with zero or one round grommet. Please refer to page 140 for the proper cutout code.

Note:
Column base tables can only accommodate the KE1, KE2, and KE3 electrical modules.

Grommet cover must be ordered separately if specifying a grommet cutout. Please refer to pg. 174-175.

Construction

Laminate and Veneer tops:
Constructed of an MDF core sandwiched between laminate or wood veneer top and phenolic backer sheet bottom.
Reverse knife edge is only available in a molded urethane edge and a solid wood edge. ABS flat edge is not available.

Legs:
Legs are extruded aluminum and finished in a highly durable textured powder coat paint.

Marc Krusin
Pixel™ Table Series
Pixel™ Corner Wedge

Designer(s):
Marc Krusin, 2016

description	width	side depth	depth	height
KP Corner Wedge Top	25 1/2″	18″		
	34″	24″		
	42.5″	30″		
	51″	36″		
KGANG Pixel ganging mechanism				
KP Corner Wedge Dolly	50″		24″	27 1/2″

pattern no.	.	laminate/flat edge	laminate/molded edge	veneer/wood
KP-18-( )-( )-( )		$502.	$612.	$1,049.
KP-24-( )-( )-( )		$531.	$657.	$1,304.
KP-30-( )-( )-( )		$579.	$723.	$1,714.
KP-36-( )-( )-( )		$635.	$797.	$1,881.
KGANG		$31.	n/a	n/a
KP-DOLLY	$1,115.			

Order Code

Example:	**KP-24-141-004-118T**
KP-24	Corner Wedge Top, 24″
141	Whitened Ash laminate
004	Folkstone molded edgeband
118T	Bright white hanger

Specify:

1. Pattern number
2. Top finish selection
3. Edgeband finish selection
4. Hanger finish selection

Finishes

Colored laminate finishes:
Bright White, matte (suffix 118)
Folkstone, matte (suffix 114)
Black, matte (suffix 111)

Woodgrain laminate finishes:
Medium Cherry (suffix 124)
Natural Maple (suffix 125)
Natural Cherry (suffix 126)
Walnut (suffix 127)
Light Ash (suffix 139)
Warm Ash (suffix 140)
Whitened Ash (suffix 141)
Grey Ash (suffix 142)
Classic Oak (suffix 143)
Graphite Pear (suffix 144)
Zebra (suffix 145)

Veneer top/edge finishes:
American Walnut (suffix AW)
Natural Oak (suffix ON)
Fumed Oak (suffix OF)
Ebonized Oak (suffix OE)

Molded edgeband finishes:
Black (suffix 300)
Mink (suffix 324)
Innertone (suffix 386)
Platinum (suffix 367)
Folkstone (suffix 004)

Flat edgeband finishes:
Black (suffix 111T)
Mink (suffix 324T)
Innertone (suffix 386T)
Platinum (suffix 367T)
Folkstone (suffix 004T)
White (suffix 118T)

Woodgrain flat edgeband finishes:
Medium Cherry (suffix 124)
Natural Maple (suffix 125)
Natural Cherry (suffix 126)
Walnut (suffix 127)
Light Ash (suffix 139)
Warm Ash (suffix 140)
Whitened Ash (suffix 141)
Grey Ash (suffix 142)
Classic Oak (suffix 143)
Graphite Pear (suffix 144)
Zebra (suffix 145)

Hanger finishes:
Jet Black (suffix 111T)
Bright White (suffix 118T)
Medium Grey (suffix 115T)
Sterling (suffix 906T)

Construction

Laminate and Veneer tops:
Constructed of particle board substrates sandwiched between laminate or wood veneer top and phenolic backer sheet bottom. Laminate tops can be specified with a flat ABS or molded urethane edge. Veneer tops will have matching solid wood edge. Solid wood edges can be specified on corner wedge tops with a wood veneer top. Edge and top will match.

Hangers:
Hangers are made of steel and finished in a highly durable textured powder coat paint.

Dimensions:
Side depth refers to edges adjacent to connecting tables.
Width refers to edge facing the user.

Features

Corner Wedge Top:
The Corner Wedge Top is used to easily transition Pixel rectangular training tables into L-shape, U-shape or hollow square configurations. This top connects to the adjacent tables by powder coated steel hangers and Pixel ganging brackets. By eliminating legs in the design, the Corner Wedge allows for unencumbered leg room in the corner position.

Corner Wedge Dolly:
The Corner Wedge Dolly is made of black powder coated steel on casters and can fit up to 12 wedges. The handle on the dolly can be used to support the weight of the Corner Wedge while ganging or removing from the Pixel Tables.

Maintenance:
See pages 13.

Note:
Pixel tables are certified Clean Air GOLD.

Configurations

L-Shape Configuration:

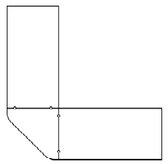

U-Shape Configuration:

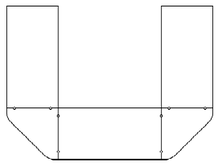

Hollow Square Configuration:

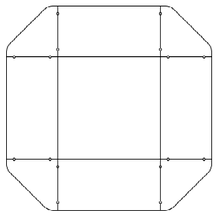

Marc Krusin
Pixel™ Trapezoid Table Series
T-Leg Tables, Fixed Top

Designer(s):
Marc Krusin, 2015

Award(s):
Best of Neocon Gold Award, 2015

description	w	side d	h	leg type	table wgt. (lbs)
KZTXW Work Height, Fixed Top 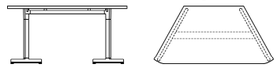	48″	24″	28 3/4″	T-Leg	
	60″	24″	28 3/4″	T-Leg	
	60″	30″	28 3/4″	T-Leg	
KZTXA Pin Set Height Adjustable, Fixed Top 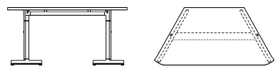	48″	24″	28 3/4 - 34″	T-Leg	
	60″	24″	28 3/4 - 34″	T-Leg	
	60″	30″	28 3/4 - 34″	T-Leg	
KGANG Pixel ganging mechanism					

pattern no.	laminate/flat edge	laminate/molded edge
KZTXW4824-( )-( )-( )-( )	$1,767.	$1,895.
KZTXW6024-( )-( )-( )-( )	$1,845.	$1,989.
KZTXW6030-( )-( )-( )-( )	$1,938.	$2,096.
KZTXA4824-( )-( )-( )-( )	$1,965.	$2,093.
KZTXA6024-( )-( )-( )-( )	$2,043.	$2,190.
KZTXA6030-( )-( )-( )-( )	$2,137.	$2,296.
KGANG	$31.	n/a

Order Code

Example:	**KZTXW6024-C-114-004T-Y-115T**
KZ-TXW6024	60″ x 24″ Work Height, Fixed Top
C	Locking casters
114	Folkstone laminate
004T	Folkstone flat edgeband
Y	No grommet
115T	Medium Grey legs

Specify:

1. Pattern number
2. Locking casters or glide selection
3. Top finish selection
4. Edgeband selection
5. Cutout option
6. Leg finish

Finishes

Colored laminate finishes:
Bright White, matte (suffix 118)
Folkstone, matte (suffix 114)
Black, matte (suffix 111)

Woodgrain laminate finishes:
Medium Cherry (suffix 124)
Natural Maple (suffix 125)
Natural Cherry (suffix 126)
Walnut (suffix 127)
Light Ash (suffix 139)
Warm Ash (suffix 140)
Whitened Ash (suffix 141)
Grey Ash (suffix 142)
Classic Oak (suffix 143)
Graphite Pear (suffix 144)
Zebra (suffix 145)

Molded edgeband finishes:
Black (suffix 300)
Mink (suffix 324)
Innertone (suffix 386)
Platinum (suffix 367)
Folkstone (suffix 004)

Flat edgeband finishes:
Black (suffix 111T)
Mink (suffix 324T)
Innertone (suffix 386T)
Platinum (suffix 367T)
Folkstone (suffix 004T)
White (suffix 118T)

Woodgrain flat edgeband finishes:
Medium Cherry (suffix 124)
Natural Maple (suffix 125)
Natural Cherry (suffix 126)
Walnut (suffix 127)
Light Ash (suffix 139)
Warm Ash (suffix 140)
Whitened Ash (suffix 141)
Grey Ash (suffix 142)
Classic Oak (suffix 143)
Graphite Pear (suffix 144)
Zebra (suffix 145)

Leg finishes:
Jet Black (suffix 111T)
Bright White (suffix 118T) *
Medium Grey (suffix 115T)
Sterling (suffix 906T)

Glides/Casters:
Glides (suffix G)
Casters (suffix C)

Note:
Glides are not available on flip top tables.

*For tables with bright white legs, the face of the casters are white and the edge is black. For all other leg finishes, casters are all black.

Dimensions:
Side depth refers to the shorter non-parallel sides of the trapezoid top.

Electrical

Cutout Options: ($31 list per cutout)
Tables may be specified with no cutouts (code Y). For cutout codes, please choose your electrical module(s) then refer to the cutout matrix on page 140 for the proper cutout code.

Note:
Only KE3, KE5, and KE8 electrical modules are available on Pixel Trapezoid Tables.

Construction

Laminate tops:
Constructed of particle board substrates sandwiched between laminate top and phenolic backer sheet bottom. Laminate tops can be specified with a flat ABS or molded urethane edge.

Legs:
Legs are constructed using a combination of cast and extruded aluminum. Base and upper mounting plates are cast aluminum and bolted to an extruded aluminum vertical stem. Finished in a highly durable textured powder coat paint.

Features

Ganging tables:
Each table is fitted with a Pixel connector on the underside of each corner. To join the tables, align the mechanisms and slide the lever along the curved path to engage.

The Pixel Trapezoid Table Series are designed to gang and integrate with rectangular tables with the same depth from the Pixel Table Series.

Maintenance:
See pages 13.

Marc Krusin
Pixel™ Trapezoid Table Series
T-Leg Tables, Flip Top

Designer(s):
Marc Krusin, 2015

Award(s):
Best of Neocon Gold Award, 2015

	description	w	side d	h	leg type	table wgt. (lbs)
	KZTPW Work Height, Flip Top, Casters	48″	24″	28 3/4″	T-Leg	
		60″	24″	28 3/4″	T-Leg	
		60″	30″	28 3/4″	T-Leg	
	KZTPA Pin Set Height Adjustable, Flip Top, Casters	48″	24″	28 3/4 - 34″	T-Leg	
		60″	24″	28 3/4 - 34″	T-Leg	
		60″	30″	28 3/4 - 34″	T-Leg	
	KGANG Pixel ganging mechanism					

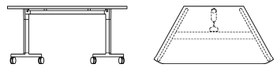

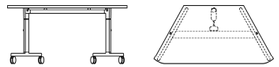

pattern no.	laminate/flat edge	laminate/molded edge
KZTPW4824-(C)-( )-( )-( )-( )	$1,941.	$2,071.
KZTPW6024-(C)-( )-( )-( )-( )	$2,025.	$2,172.
KZTPW6030-(C)-( )-( )-( )-( )	$2,118.	$2,279.
KZTPA4824-(C)-( )-( )-( )-( )	$2,083.	$2,212.
KZTPA6024-(C)-( )-( )-( )-( )	$2,165.	$2,312.
KZTPA6030-(C)-( )-( )-( )-( )	$2,260.	$2,420.
KGANG	$31.	n/a

Order Code

Example:	**KZTPW4824-C-114-004T-Y-115T**
KZ-TPW4824	48″ x 24″ rectangle, T-Leg, Flip, Work Height, Casters
C	Locking casters
114	Folkstone laminate
004T	Folkstone flat edgeband
Y	No grommet
115T	Medium Grey legs

Specify:

1. Pattern number
2. Locking caster or glide selection
3. Top finish selection
4. Edgeband selection
5. Cutout option
6. Leg finish

Finishes

Colored laminate finishes:
Bright White, matte (suffix 118)
Folkstone, matte (suffix 114)
Black, matte (suffix 111)

Woodgrain laminate finishes:
Medium Cherry (suffix 124)
Natural Maple (suffix 125)
Natural Cherry (suffix 126)
Walnut (suffix 127)
Light Ash (suffix 139)
Warm Ash (suffix 140)
Whitened Ash (suffix 141)
Grey Ash (suffix 142)
Classic Oak (suffix 143)
Graphite Pear (suffix 144)
Zebra (suffix 145)

Molded edgeband finishes:
Black (suffix 300)
Mink (suffix 324)
Innertone (suffix 386)
Platinum (suffix 367)
Folkstone (suffix 004)

Flat edgeband finishes:
Black (suffix 111T)
Mink (suffix 324T)
Innertone (suffix 386T)
Platinum (suffix 367T)
Folkstone (suffix 004T)
White (suffix 118T)

Woodgrain flat edgeband finishes:
Medium Cherry (suffix 124)
Natural Maple (suffix 125)
Natural Cherry (suffix 126)
Walnut (suffix 127)
Light Ash (suffix 139)
Warm Ash (suffix 140)
Whitened Ash (suffix 141)
Grey Ash (suffix 142)
Classic Oak (suffix 143)
Graphite Pear (suffix 144)
Zebra (suffix 145)

Leg finishes:
Jet Black (suffix 111T)
Bright White (suffix 118T) *
Medium Grey (suffix 115T)
Sterling (suffix 906T)

Glides/Casters:
Casters (suffix C)

Note:
Glides are not available on flip top tables.

*For tables with bright white legs, the face of the casters are white and the edge is black. For all other leg finishes, casters are all black.

Dimensions:
Side depth refers to the shorter non-parallel sides of the trapezoid top.

Electrical

Cutout Options: ($31 list per cutout)
Tables may be specified with no cutouts (code Y). For cutout codes, please choose your electrical module(s) then refer to the cutout matrix on page 140 for the proper cutout code.

Note:
Only KE3, KE5, and KE8 electrical modules are available on Pixel Trapezoid Tables.

Construction

Laminate tops:
Constructed of particle board substrates sandwiched between laminate top and phenolic backer sheet bottom. Laminate tops can be specified with a flat ABS or molded urethane edge.

Legs:
Legs are constructed using a combination of cast and extruded aluminum. Base and upper mounting plates are cast aluminum and bolted to an extruded aluminum vertical stem. Finished in a highly durable textured powder coat paint.

Features

Ganging tables:
Each table is fitted with a Pixel connector on the underside of each corner. To join the tables, align the mechanisms and slide the lever along the curved path to engage.

The Pixel Trapezoid Table Series are designed to gang and integrate with rectangular tables with the same depth from the Pixel Table Series.

Maintenance:
See pages 13.

Caution:
When moving flip top tables on casters, only push tables while the top is down in the flat position.

Marc Krusin
Pixel™ Storage Units
Pedestal

Designer(s):
Marc Krusin, 2015

	description	w	d	h	top thickness	weight
	KS-31 Pedestal with two drawers	18″	18″	26″	½″	

pattern no.	laminate top / ABS edge / Painted case	Veneer top / Veneer edge / Veneer case
KS-31-(G,C)-( )-( )-( )-( )	$2,966.	$3,090.

Order Code

Example:	**KS-31-C-118-118T-118T-118T**
KS-31	Pixel Pedestal
C	locking casters
118	Bright White laminate top
118T	Bright White ABS edge
118T	Bright White painted case
118T	Bright White legs

Specify:

1. Pattern number
2. Locking caster or glide selection
3. Top finish selection
4. ABS edge selection
5. Case finish selection
6. Leg finish

Finishes

Colored laminate finishes:
Bright White, matte (suffix 118)
Folkstone, matte (suffix 114)
Black, matte (suffix 111)

Woodgrain laminate finishes:
Medium Cherry (suffix 124)
Natural Maple (suffix 125)
Natural Cherry (suffix 126)
Walnut (suffix 127)
Light Ash (suffix 139)
Warm Ash (suffix 140)
Whitened Ash (suffix 141)
Grey Ash (suffix 142)
Classic Oak (suffix 143)
Graphite Pear (suffix 144)
Zebra (suffix 145)

Veneer top/Veneer edge/Veneer case finishes:
American Walnut (suffix AW)
Natural Oak (suffix ON)
Fumed Oak (suffix OF)
Ebonized Oak (suffix OE)

Painted case finishes:
Bright White (suffix 118T)
Jet Black (suffix 111T)

Flat edgeband finishes:
Black (suffix 111T)
Mink (suffix 324T)
Innertone (suffix 386T)
Platinum (suffix 367T)
Folkstone (suffix 004T)
White (suffix 118T)

Leg finishes:
Black (suffix 111T)
Bright White (suffix 118T)
Medium Grey (suffix 115T)
Aluminum (suffix 906T)

Glides/Casters:
Glides (suffix G)
Casters (suffix C) *

*Casters are always black

Construction

Case:
¾″ MDF with mitered corners for seamless edges. Case is constructed using dowel joints for added durability. Wood veneer applied on surface of each side or finished in a wet coat paint.

Drawers:
Body of drawer is veneer wrapped, mitered, and glued ½″ particle board. Drawer front is ¾″ particle board with wood veneer applied on surface of each side or finished in a textured wet paint. The drawer features a faux double drawer facade which is delineated with a horizontal ⅛″ groove painted or stained to match the case finish.

Laminate and Veneer tops:
Constructed of particle board wrapped in laminate or wood veneer. Edges can only be specified with a flat ABS edge for laminate tops, and solid wood for veneer tops.

Note:
There is a ⅛″ reveal between the top of the case and the bottom of the pedestal top.

Legs:
Legs are constructed using a combination of extruded aluminum and a machined aluminum sheet metal plate. Upper mounting plates are aluminum and bolted to an extruded aluminum vertical stem. Finished in a highly durable textured powder coat paint.

Maintenance:
See pages 13.

Interior configuration:
KS-31

Marc Krusin
Pixel™ Storage Units
Consoles

Designer(s):
Marc Krusin, 2015

	description	w	d	h	top thickness	weight
	KS-21L Console with two drawer interior with interior divider (left). False front facade shows three drawers (right) and a split double pencil drawer (left) 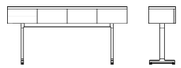	60″	14 3/4″	28 3/4″	1 1/8″	
	KS-21R Console with two drawer interior with interior divider (right). False front facade shows three drawers (left) and a split double pencil drawer (right)	60″	14 3/4″	28 3/4″	1 1/8″	

pattern no.	laminate top / ABS edge / Painted case	Veneer top / Veneer edge / Veneer case
KS-21L-(G)-( )-( )-( )-( )	$6,685.	$7,301.
KS-21R-(G)-( )-( )-( )-( )	$6,685.	$7,301.

Order Code

Example:	**KS-21R-G-118-118T-118T-118T**
KS-21R	Pixel Console, split double pencil drawer (right)
G	Glides
118	Bright White laminate yop
118T	White ABS edge
118T	Bright White painted case
118T	Bright White legs

Specify:

1. Pattern number
2. Glide selection
3. Top finish selection
4. ABS edge selection
5. Case finish selection
6. Leg finish

Finishes

Colored laminate finishes:
Bright White, matte (suffix 118)
Folkstone, matte (suffix 114)
Black, matte (suffix 111)

Woodgrain laminate finishes:
Medium Cherry (suffix 124)
Natural Maple (suffix 125)
Natural Cherry (suffix 126)
Walnut (suffix 127)
Light Ash (suffix 139)
Warm Ash (suffix 140)
Whitened Ash (suffix 141)
Grey Ash (suffix 142)
Classic Oak (suffix 143)
Graphite Pear (suffix 144)
Zebra (suffix 145)

Veneer top/Veneer edge/Veneer case finishes:
American Walnut (suffix AW)
Natural Oak (suffix ON)
Fumed Oak (suffix OF)
Ebonized Oak (suffix OE)

Painted case finishes:
Bright White (suffix 118T)
Jet Black (suffix 111T)

Flat edgeband finishes:
Black (suffix 111T)
Mink (suffix 324T)
Innertone (suffix 386T)
Platinum (suffix 367T)
Folkstone (suffix 004T)
White (suffix 118T)

Leg finishes:
Black (suffix 111T)
Bright White (suffix 118T)
Medium Grey (suffix 115T)
Aluminum (suffix 906T)

Glides/Casters:
Glides (suffix G)

Construction

Case:
3/4″ MDF with mitered corners for seamless edges. Case is constructed using dowel joints for added durability. Wood veneer applied on surface of each side or finished in a wet coat paint.

Drawers:
Body of drawers are veneer wrapped, mitered, and glued 1/2″ particle board. Drawer fronts are 3/4″ particle board with laminate or wood veneer applied on surface of each side or finished in a textured wet paint. The consoles feature false front facades that show three drawers and a split double pencil drawer (left or right). These are delineated with 1/8″ grooves, painted or stained to match the case finish.

Laminate and Veneer tops:
Constructed of particle board wrapped in laminate or wood veneer. Edges can only be specified with a flat ABS edge for laminate tops, and solid wood for veneer tops.

Note:
There is a 1/8″ reveal between the top of the case and the bottom of the console top.

Legs:
Legs are constructed using a combination of cast and extruded aluminum. Upper mounting plates are cast aluminum and bolted to extruded aluminum legs and horizontal crossbars. Finished in a highly durable textured powder coat paint.

Maintenance:
See pages 13.

Interior configurations:

KS-21L

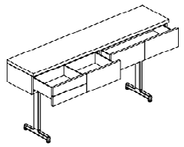

KS-21R

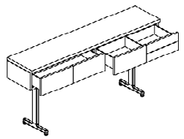

Marc Krusin
Pixel™ Storage Units
Two Position Credenzas

Designer(s):
Marc Krusin, 2015

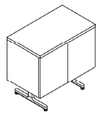

	description	w	d	h	top thickness	weight	pattern no.	laminate top / ABS edge / Painted case	Veneer top / Veneer edge / Veneer case
	KS-01 Two position credenza. Two doors, with center divide and two adjustable interior shelves 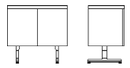	30″	18″	28 3/4″	1 1/8″		**KS-01-(G)-( )-( )-( )-( )**	$4,783.	$5,092.
	KS-02L Two position credenza. Single door (right) with interior shelf. Drawer and box file (left) 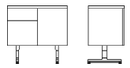	30″	18″	28 3/4″	1 1/8″		**KS-02L-(G)-( )-( )-( )-( )**	$5,451.	$5,947.
	KS-02R Two position credenza. Single door (left) with interior shelf. Drawer and box file (right) 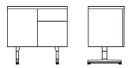	30″	18″	28 3/4″	1 1/8″		**KS-02R-(G)-( )-( )-( )-( )**	$5,451.	$5,947.

Order Code

Example:	**KS-01-G-141-004T-118T-118T**
KS-01	Pixel Two Position Credenza, two doors
G	Glides
141	Whitened Ash laminate top
004T	Folkstone ABS edge
118T	Bright White painted case
118T	Bright White legs

Specify:

1. Pattern number
2. Glide selection
3. Top finish selection
4. ABS edge selection
5. Case finish selection
6. Leg finish

Finishes

Colored laminate finishes:
Bright White, matte (suffix 118)
Folkstone, matte (suffix 114)
Black, matte (suffix 111)

Woodgrain laminate finishes:
Medium Cherry (suffix 124)
Natural Maple (suffix 125)
Natural Cherry (suffix 126)
Walnut (suffix 127)
Light Ash (suffix 139)
Warm Ash (suffix 140)
Whitened Ash (suffix 141)
Grey Ash (suffix 142)
Classic Oak (suffix 143)
Graphite Pear (suffix 144)
Zebra (suffix 145)

Veneer top/Veneer edge/Veneer case finishes:
American Walnut (suffix AW)
Natural Oak (suffix ON)
Fumed Oak (suffix OF)
Ebonized Oak (suffix OE)

Painted case finishes:
Bright White (suffix 118T)
Jet Black (suffix 111T)

Flat edgeband finishes:
Black (suffix 111T)
Mink (suffix 324T)
Innertone (suffix 386T)
Platinum (suffix 367T)
Folkstone (suffix 004T)
White (suffix 118T)

Leg finishes:
Black (suffix 111T)
Bright White (suffix 118T)
Medium Grey (suffix 115T)
Sterling (suffix 906T)

Glides/Casters:
Glides (suffix G)

Construction

Case:
3/4″ MDF with mitered corners for seamless edges. Case is constructed using dowel joints for added durability. Wood veneer applied on surface of each side or finished in a wet coat paint.

Drawers and box files:
Body of drawer and box files are veneer wrapped, mitered, and glued 1/2″ particle board. Drawer and box file fronts and cabinet doors are 3/4″ particle board with wood veneer applied on surface of each side or finished in a textured wet paint.

Laminate and Veneer tops:
Constructed of particle board wrapped in laminate or wood veneer. Edges can only be specified with a flat ABS edge for laminate tops, and solid wood for veneer tops.

Note:
There is a 1/8″ reveal between the top of the case and the bottom of the pedestal top.

Legs:
Legs are constructed using a combination of cast and extruded aluminum. Upper mounting plates are cast aluminum and bolted to extruded aluminum legs and horizontal crossbars. Finished in a highly durable textured powder coat paint.

Maintenance:
See pages 13.

Interior configurations:

KS-01

Two front doors removed to show interior with adjustable shelves.

KS-02L

Right door removed to show interior with adjustable shelf. Left side features a drawer above a box file.

KS-02R

Left door removed to show interior with adjustable shelf. Right side features a drawer above a box file.

Marc Krusin
Pixel™ Storage Units
Four Position Credenzas

Designer(s):
Marc Krusin, 2015

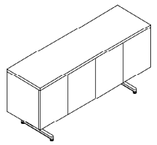

	description	w	d	h	top thickness	weight	pattern no.	laminate top / ABS edge / Painted case	Veneer top / Veneer edge / Veneer case
	KS-11L Four position credenza. Four doors, left door set divided, right door set open, interior adjustable shelves 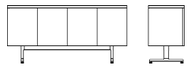	60″	18″	28 3/4″	1 1/8″		**KS-11L-(G)-( )-( )-( )-( )**	$7,295.	$7,964.
	KS-11R Four position credenza. Four doors, right door set divided, left door set open, interior adjustable shelves 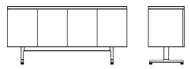	60″	18″	28 3/4″	1 1/8″		**KS-11R-(G)-( )-( )-( )-( )**	$7,295.	$7,964.

Order Code

Example:	**KS-12R-G-OF-386T-111T-115T**
KS-12R	Pixel Four Position Credenza, two doors, two drawers and box files
G	Glides
OF	Fumed Oak veneer top
386T	Innertone ABS edge
111T	Jet Black painted case
115T	Medium Grey legs

Specify:

1. Pattern number
2. Glide selection
3. Top finish selection
4. ABS edge selection
5. Case finish selection
6. Leg finish

Finishes

Colored laminate finishes:
Bright White, matte (suffix 118)
Folkstone, matte (suffix 114)
Black, matte (suffix 111)

Woodgrain laminate finishes:
Medium Cherry (suffix 124)
Natural Maple (suffix 125)
Natural Cherry (suffix 126)
Walnut (suffix 127)
Light Ash (suffix 139)
Warm Ash (suffix 140)
Whitened Ash (suffix 141)
Grey Ash (suffix 142)
Classic Oak (suffix 143)
Graphite Pear (suffix 144)
Zebra (suffix 145)

Veneer top/Veneer edge/Veneer case finishes:
American Walnut (suffix AW)
Natural Oak (suffix ON)
Fumed Oak (suffix OF)
Ebonized Oak (suffix OE)

Painted case finishes:
Bright White (suffix 118T)
Jet Black (suffix 111T)

Flat edgeband finishes:
Black (suffix 111T)
Mink (suffix 324T)
Innertone (suffix 386T)
Platinum (suffix 367T)
Folkstone (suffix 004T)
White (suffix 118T)

Leg finishes:
Black (suffix 111T)
Bright White (suffix 118T)
Medium Grey (suffix 115T)
Sterling (suffix 906T)

Glides/Casters:
Glides (suffix G)

Construction

Case:
3/4″ MDF with mitered corners for seamless edges. Case is constructed using dowel joints for added durability. Wood veneer applied on surface of each side or finished in a wet coat paint.

Drawers and box files:
Body of drawers and box files are veneer wrapped, mitered, and glued 1/2″ partical board. Drawer and box file fronts and cabinet doors are 3/4″ particle board with wood veneer applied on surface of each side or finished in a textured wet paint.

Laminate and Veneer tops:
Constructed of particle board wrapped in laminate or wood veneer. Edges can only be specified with a flat ABS edge for laminate tops, and solid wood for veneer tops.

Note:
There is a 1/8″ reveal between the top of the case and the bottom of the pedestal top.

Legs:
Legs are constructed using a combination of cast and extruded aluminum. Upper mounting plates are cast aluminum and bolted to extruded aluminum legs and horizontal crossbars. Finished in a highly durable textured powder coat paint.

Maintenance:
See pages 13.

Interior configurations:

KS-11L

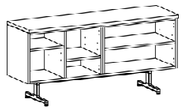

Four doors removed to show interior adjustable shelves.

KS-11R

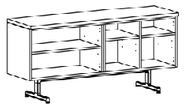

Four doors removed to show interior adjustable shelves.

Marc Krusin
Pixel™ Storage Units
Four Position Credenzas

Designer(s):
Marc Krusin, 2015

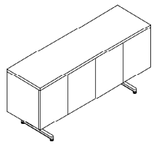

	description	w	d	h	top thickness	weight	pattern no.	laminate top / ABS edge / Painted case	Veneer top / Veneer edge / Veneer case
	KS-12L Four position credenza. Two doors with center divide and interior adjustable shelves (right), two box files (left) 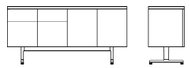	60″	18″	28¾″	1⅛″		**KS-12L-(G)-( )-( )-( )-( )**	$8,782.	$9,585.
	KS-12R Four position credenza. Two doors with center divide and interior adjustable shelves (left), two box files (right) 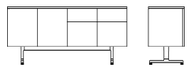	60″	18″	28¾″	1⅛″		**KS-12R-(G)-( )-( )-( )-( )**	$8,782.	$9,585.
	KS-13L Residential - Four position credenza. Two doors with center divide and interior adjustable shelves (right), three drawers (left) 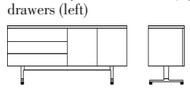	60″	18″	28¾″	½″		**KS-13L-(G)-( )-( )-( )-( )**	$8,751.	$9,547.
	KS-13R Residential - Four position credenza. Two doors with center divide and interior adjustable shelves (left), three drawers (right) 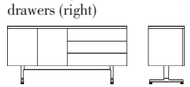	60″	18″	28¾″	½″		**KS-13R-(G)-( )-( )-( )-( )**	$8,751.	$9,547.

Order Code

Example:	**KS-12R-G-OF-386T-111T-115T**
KS-12R	Pixel Four Position Credenza, two doors, two drawers and box files
G	Glides
OF	Fumed Oak veneer top
386T	Innertone ABS edge
111T	Jet Black painted case
115T	Medium Grey legs

Specify:

1. Pattern number
2. Glide selection
3. Top finish selection
4. ABS edge selection
5. Case finish selection
6. Leg finish

Finishes

Colored laminate finishes:
Bright White, matte (suffix 118)
Folkstone, matte (suffix 114)
Black, matte (suffix 111)

Woodgrain laminate finishes:
Medium Cherry (suffix 124)
Natural Maple (suffix 125)
Natural Cherry (suffix 126)
Walnut (suffix 127)
Light Ash (suffix 139)
Warm Ash (suffix 140)
Whitened Ash (suffix 141)
Grey Ash (suffix 142)
Classic Oak (suffix 143)
Graphite Pear (suffix 144)
Zebra (suffix 145)

Veneer top/Veneer edge/Veneer case finishes:
American Walnut (suffix AW)
Natural Oak (suffix ON)
Fumed Oak (suffix OF)
Ebonized Oak (suffix OE)

Painted case finishes:
Bright White (suffix 118T)
Jet Black (suffix 111T)

Flat edgeband finishes:
Black (suffix 111T)
Mink (suffix 324T)
Innertone (suffix 386T)
Platinum (suffix 367T)
Folkstone (suffix 004T)
White (suffix 118T)

Leg finishes:
Black (suffix 111T)
Bright White (suffix 118T)
Medium Grey (suffix 115T)
Sterling (suffix 906T)

Glides/Casters:
Glides (suffix G)

Construction

Case:
¾″ MDF with mitered corners for seamless edges. Case is constructed using dowel joints for added durability. Wood veneer applied on surface of each side or finished in a wet coat paint.

Drawers and box files:
Body of drawers and box files are veneer wrapped, mitered, and glued ½″ particle board.Drawer and box file fronts and cabinet doors are ¾″ particle board with wood veneer applied on surface of each side or finished in a textured wet paint.

Laminate and Veneer tops:
Constructed of particle board wrapped in laminate or wood veneer. Edges can only be specified with a flat ABS edge for laminate tops, and solid wood for veneer tops.

Note:
There is a ⅛″ reveal between the top of the case and the bottom of the pedestal top.

Legs:
Legs are constructed using a combination of cast and extruded aluminum. Upper mounting plates are cast aluminum and bolted to extruded aluminum legs and horizontal crossbars. Finished in a highly durable textured powder coat paint.

Maintenance:
See pages 13.

Interior configurations:

KS-12L

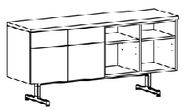

Two right doors removed to show interior adjustable shelves. Left side feature two drawers above two box files.

KS-12R

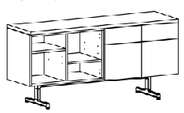

Two left doors removed to show interior adjustable shelves. Right side feature two drawers above two box files.

KS-13L

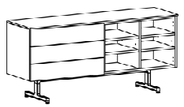

Two right doors removed to show interior adjustable shelves. Left side features three drawers.

KS-13R

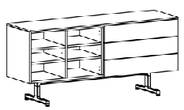

Two left doors removed to show interior adjustable shelves. Right side features three drawers.

Marc Krusin
Pixel™ Electrical
Round Grommet, KE1, KE2, KE3

Designer(s):
Marc Krusin, 2015

description	type	power cord	pattern no.	.
KERG Round grommet	Round Grommet	n/a	**KERG-( )**	$27.
KE1 Two receptacle module	1 Power, 1 USB	120″ Cordset	**KE1101C120-( )**	$361.
	2 Power	120″ Cordset	**KE1200C120-( )**	$253.
	1 Power, 1 USB	48″ Cordset	**KE1101C48-( )**	$361.
	2 Power	48″ Cordset	**KE1200C48-( )**	$253.
	1 Power, 1 USB	72″ Cordset	**KE1101C72-( )**	$361.
	2 Power	72″ Cordset	**KE1200C72-( )**	$253.
KE2 Three receptacle module	2 Power, 1 USB	48″ Cordset	**KE2201C48-( )**	$367.
	3 Power	48″ Cordset	**KE2300C48-( )**	$263.
	2 Power, 1 USB	72″ Cordset	**KE2201C72-( )**	$367.
	3 Power	72″ Cordset	**KE2300C72-( )**	$263.
KE3 Four receptacle module	2 Power, 2 USB	48″ Cordset	**KE3202C48-( )**	$581.
	3 Power, 1 USB	48″ Cordset	**KE3400C48-( )**	$407.
	2 Power, 2 USB	72″ Cordset	**KE3202C72-( )**	$581.
	3 Power, 1 USB	72″ Cordset	**KE3400C72-( )**	$407.

Order Code

Example:	**KE1200C72-BK**
KE1	KE1 Electrical Module
200	2 Power
C72	72″ Cordset
BK	Black finish

Specify:

1. Pattern number
2. Case Finish

Ordering Information

Case and Receptacle Finishes:

Black case with Black receptacles (suffix BK)
White case with White receptacles (suffix WH)
Bright White case with Bright White receptacles (suffix 118)

Note:
White (suffix WH) option for electrical modules has a warmer tone compared to Bright White (suffix 118). It is recommended that Bright White be specified with a Bright White laminate top for closest match.

Round Grommet Finishes:
Jet Black (suffix 111T)
Bright White (suffix 118T)
Medium Grey (suffix 115T)
Sterling (suffix 906T)

Cutout Codes:
Please refer to the Grommet and Electrical Module Cutout Matrix on page 140 for table compatibility and cutout codes.

Construction

Description:
KERG: Die-cast aluminum with powder coat matte paint finish.
KE1: Die-cast aluminum and plastic with powder coat matte paint finish.
KE2: Plastic construction with a soft-touch finish.
KE3: Plastic construction with integral gloss finish.

Electrical

USB:

The USB option that is included in the KE1, KE2, and KE3 modules will have (2) USB jacks per position. For example a KE1101C72 module includes (1) Power and (1) USB but would actually have (1) Power and (2) USB jacks.

USB: 2 Amps

Note:
Additional data and power configurations can be requested through Custom Product Development.

Marc Krusin
Pixel™ Electrical
KE4, KE5, KE7, KE8

Designer(s):
Marc Krusin, 2015

description	type	power cord	pattern no.	.
KE4 Four receptacle module 	4 Power	48″ Cordset	**KE4400C48-( )**	$472.
	4 Power	72″ Cordset	**KE4400C72-( )**	$472.
	3 Power, 1 USB	48″ Cordset	**KE4301C48-( )**	$521.
	3 Power, 1 USB	72″ Cordset	**KE4301C72-( )**	$521.
	3 Power, 1 USB	48″ Pixel Link	**KE4301L48U2-( )**	$588.
	3 Power, 1 USB	60″ Pixel Link	**KE4301L60U2-( )**	$591.
	2 Power, 2 USB	48″ Cordset	**KE4202C48-( )**	$617.
	2 Power, 2 USB	72″ Cordset	**KE4202C72-( )**	$617.
	2 Power, 2 USB	48″ Pixel Link	**KE4202L48U2-( )**	$727.
	2 Power, 2 USB	60″ Pixel Link	**KE4202L60U2-( )**	$729.
KE5 Four receptacle module 	3 Power, 1 USB	48″ Cordset	**KE5301C48-( )**	$648.
	3 Power, 1 USB	72″ Cordset	**KE5301C72-( )**	$648.
	4 Power	48″ Cordset	**KE5400C48-( )**	$664.
	4 Power	72″ Cordset	**KE5400C72-( )**	$664.
	3 Power, 1 USB	48″ Pixel Link	**KE5301L48U2-( )**	$677.
	3 Power, 1 USB	60″ Pixel Link	**KE5301L60U2-( )**	$679.
	3 Power, 1 USB	72″ Hardwire	**KE5301H(L,R)-( )**	$723.
	2 Power, 2 USB	48″ Cordset	**KE5202C48-( )**	$752.
	2 Power, 2 USB	72″ Cordset	**KE5202C72-( )**	$752.
	2 Power, 2 USB	48″ Pixel Link	**KE5202L48U2-( )**	$782.
	2 Power, 2 USB	60″ Pixel Link	**KE5202L60U2-( )**	$784.
	2 Power, 2 USB	72″ Hardwire	**KE5202H(L,R)-( )**	$826.
KE7 Four receptacle module with clamp mount 	3 Power, 1 USB	72″ Cordset	**KE7301C72-( )**	$648.
	4 Power	72″ Cordset	**KE7400C72-( )**	$665.
	2 Power, 2 USB	72″ Cordset	**KE7202C72-( )**	$752.
KE8 Three receptacle module 	3 Power	48″ Cordset	**KE8300C48-( )**	$502.
	3 Power	72″ Cordset	**KE8300C72-( )**	$502.
	3 Power	48″ Pixel Link	**KE8300L48U2-( )**	$532.
	3 Power	60″ Pixel Link	**KE8300L60U2-( )**	$535.
	3 Power	72″ Hardwire	**KE8300H(L,R)-( )**	$577.
	2 Power, 1 USB	48″ Cordset	**KE8201C48-( )**	$619.
	2 Power, 1 USB	72″ Cordset	**KE8201C72-( )**	$619.
	2 Power, 1 USB	48″ Pixel Link	**KE8201L48U2-( )**	$650.
	2 Power, 1 USB	60″ Pixel Link	**KE8201L60U2-( )**	$652.
	2 Power, 1 USB	72″ Hardwire	**KE8201H(L,R)-( )**	$694.

Order Code

Example:	**KE8300L60-BK**
KE8	KE8 Electrical Module
300	3 Power
L60	60″ Pixel Link
BK	Black finish

Specify:

1. Pattern number
2. Case Finish

Ordering Information

Case and Receptacle Finishes:

Black case with Black receptacles (suffix BK)
White case with White receptacles (suffix WH)
Bright White case with Bright White receptacles (suffix 118)

Note:
White (suffix WH) option for electrical modules has a warmer tone compared to Bright White (suffix 118). It is recommended that Bright White be specified with a Bright White laminate top for closest match.

Cutout Codes:
Please refer to the Grommet and Electrical Module Cutout Matrix on page 140for table compatibility and cutout codes.

Note:
Power Modules with a Pixel Link require a Starter Box. 72″ wide tables require a jumper cable. Please refer to page 0 of the price list for Pixel Link Starter Boxes and Cables.

Pixel Link

Pixel Link is a non-sequential power system that allows users to "daisy chain" multiple power centers together. **Please specify a Starter Box (KLSC) if using the Pixel Link system.** Pixel Link's "brain" allows users to connect up to 8 power/data centers off of one infeed. The smart LED indicators built into the Starter Box will illuminate green when you're connected and ready to plug in. A red light means that you've linked too many units.

Construction

Description:
KE4: Die-cast aluminum with powder coat matte paint finish.
KE5: Aluminum case with powder coat matte paint finish.
KE7: Aluminum case with powder coat matte paint finish. *
KE8: Aluminum case with powder coat matte paint finish.

*KE7 Electrical Module is compatible with flat edge tops only. This mount will not work with knife edge tables.

Electrical

USB:

The USB option that is included in the KE4 module will have (2) USB jacks per position. For example a KE4202C72 module includes (2) Power and (2) USB but will actually have (2) Power and (4) USB jacks.

The USB option that is included in the KE5, KE7, and KE8 modules will only have (1) USB jack per position. For example a KE5202C72 module includes (2) Power and (2) USB and will have (2) Power and (2) USB jacks.

USB: 2 Amps

Note:
Additional data and power configurations can be requested through Custom Product Development.

Marc Krusin
Pixel™ Electrical
KE6: C-Leg Trough Only

Designer(s):
Marc Krusin, 2015

description	type	power cord
KE6 Four receptacle module 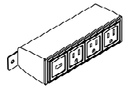	3 Power, 1 USB	48″ Cordset
	3 Power, 1 USB	72″ Cordset
	3 Power, 1 USB	48″ Pixel Link
	3 Power, 1 USB	60″ Pixel Link
	3 Power, 1 USB	72″ Hardwire

pattern no.	.
KE6301C48-( )	$765.
KE6301C72-( )	$765.
KE6301L48U2-( )	$789.
KE6301L60U2-( )	$791.
KE6301H-( )	$841.

Order Code

Example:	**KE6301C72**
KE6	KE6 Electrical Module
301	3 Power, 1 High Speed USB
C72	72″ Cordset
BK	Black finish

Specify:

1. Pattern number
2. Case Finish

Ordering Information

Case and Receptacle Finishes:

Black case with Black receptacles (suffix BK)
White case with White receptacles (suffix WH)
Bright White case with Bright White receptacles (suffix 118)

Note:
White (suffix WH) option for electrical modules has a warmer tone compared to Bright White (suffix 118). It is recommended that Bright White be specified with a Bright White laminate top for closest match.

KE6 Electrical Modules are only available on C-Leg tables with trough cutout.

Cutout Codes:
Please refer to the Grommet and Electrical Module Cutout Matrix on page 140for table compatibility and cutout codes.

Note:
Power Modules with a Pixel Link require a Starter Box. 72″ wide tables require a jumper cable. Please refer to page 0of the price list for Pixel Link Starter Boxes and Cables.

Pixel Link

Pixel Link is a non-sequential power system that allows users to "daisy chain" multiple power centers together. **Please specify a Starter Box (KLSC) if using the Pixel Link system.** Pixel Link's "brain" allows users to connect up to 8 power/data centers off of one infeed. The smart LED indicators built into the Starter Box will illuminate green when you're connected and ready to plug in. A red light means that you've linked too many units.

Construction

Description:
KE6: Aluminum case with powder coat matte paint finish.

Electrical

USB:

The USB option that is included in the KE6 module will only have (1) USB jack per position. For example a KE6301C72 module includes (3) Power and (1) USB and will have (3) Power and (1) USB jack.

USB: 2 Amps

Note:
Additional data and power configurations can be requested through Custom Product Development.

Marc Krusin
Pixel™ Electrical
Pixel™ Link Starter Boxes and Jumper Cables

Designer(s):
Marc Krusin, 2015

description	type	power cord	pattern no.	.
KLJ Jumper cable 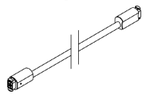	Jumper cable	12″	**KLJ12U2**	$106.
	Jumper cable	24″	**KLJ24U2**	$111.
	Jumper cable	36″	**KLJ36U2**	$116.
	Jumper cable	48″	**KLJ48U2**	$122.
	Jumper cable	60″	**KLJ60U2**	$128.
KLSC Starter box 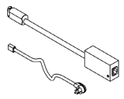	Starter box	72″ Cordset	**KLSC72U2**	$534.
	Starter box	120″ Cordset	**KLSC120U2**	$549.
KLTJ Transition Jumper			**KLTJ**	$106.

Order Code

Example:	**KLSC120**
KLSC	Pixel Link Starter Box
120	120″ power cord

Specify:
1. Pattern number
2. Cord length

Pixel Link

Pixel Link is a non-sequential power system that allows users to "daisy chain" multiple power centers together. Pixel Link's "brain" allows users to connect up to 8 power/data centers off of one starter box. The smart LED indicators will illuminate green when you're connected and ready to plug in. A red light means that you've linked too many units.

Pixel Link Rules

Starter Boxes:
Starter Boxes can accommodate a maximum of (8) electrical modules and/or jumper cables (do not count the Starter Box itself).

Example: (8) Electrical Modules **or** (4) Electrical Modules with (4) Jumper Cables.

Electrical Modules:
Cordset: Choose an Electrical Module with the appropriate length cordset to reach the power source.

Pixel Link: Choose an electrical module with a Pixel Link length equivalent to the width of your table. The maximum Pixel Link cable length is 60″. Therefore, on 72″ tables, you will need to order the electrical module with 60″ Pixel Link cable and an additional 12″ jumper cable.

Cutout Codes:
Refer to the Pixel Grommet and Electrical Module Cutout Matrix on page 140 for table compatibility and cutout codes.

Corner Wedge:
If utilizing a Corner Wedge in your configuration, specify a 24″ Pixel Link to accommodate the added distance and curve for each corner wedge top.

Ordering Information

How to Specify Pixel Link Power System:

Example 1:
Need: (3) rows of (8) tables

Table Specifications:
(24) 60″ x 24″ Pixel C-Leg Tables with consistent cutout positions on all tables.

Starter boxes can only accommodate a maximum of (8) electrical modules + jumper cables (do not count the starter box itself). For this application, we will need to specify (3) starter boxes (one for each row) since no jumpers are required. Choose the length cord that matches the distance to your power source.

Electrical Specifications:
(24) KE4 Pixel Electrical Module - KE4301L60BK
(3) Pixel Link Starter Box with 72″ Cordset - KLSC72

Example 2:
Need: (3) rows of (8) tables

Table Specifications:
(24) 72″ x 30″ Pixel C-Leg Tables with consistent cutout positions on all tables.

Here we are going to show the same application with larger tables. Again, we have used (24) KE4 electrical modules with a 60″ Pixel Link connector. Since our tables are 72″ we will need to add 12″ jumper cables to our specification to accommodate the added length.

Since we now have two components per table (electrical module + jumper cable) we will need a starter box for every (4) tables. In this case we will need (6) starter boxes. An additional power source will need to be provided for each row. Choose the length cord that matches the distance to each power source.

Electrical Specifications:
(24) KE4 Pixel Electrical Module - KE4301L60BK
(18) 12″ Pixel Jumper Cable - KLJ12
(6) Pixel Link Starter Box with 72″ Cordset - KLSC72

Marc Krusin
Pixel™ Electrical
Pixel™ Trac

Designer(s):
Marc Krusin, 2015

description	type	power cord	pattern no.	.
KTK Pixel Trac Kit	Single Duplex Kit for 48″ table	48″ metal conduit	**KTK48**	$182.
	Single Duplex Kit for 60″ table	60″ metal conduit	**KTK60**	$192.
	Single Duplex Kit for 72″ table	72″ metal conduit	**KTK72**	$204.
	Single Duplex Kit	84″ metal conduit	**KTK84**	$214.
	Single Duplex Kit	96″ metal conduit	**KTK96**	$225.
KTD Pixel Trac Duplex Kit	Single Duplex Kit	–	**KTD**	$87.
KTSH Pixel Trac Starter	Starter Cable for 72″ Hardwire	72″ metal conduit	**KTSH72**	$118.
	Starter Cable for 120″ Hardwire	120″ metal conduit	**KTSH120**	$148.

Order Code

Example:	**KTSH120**
KTSH	Pixel Trac metal conduit
120	120″ metal conduit

Specify:
1. Pattern number
2. Conduit length

Pixel Trac

Pixel Trac is a non-sequential modular power system that allows users to link up to 13 duplex receptacles together off of one hardwired power infeed. With locking and keyed connectors, installation is a snap. Pixel Trac is a UL Listed Manufactured Wiring System.

Ordering Information

How to Specify Pixel Trac Power System:

Example 1:
Need: (2) rows of (13) tables

Table Specifications:
(26) 60″ x 24″ Pixel C-Leg Tables with a Front Center (EA) cutout for a KE5 power module in all tables.

Each starter (infeed) cable can accommodate a maximum of (13) Pixel Trac jumper kits. Choose the length starter that matches the distance to your power source. For this application we will need to specify (2) Pixel Trac Starters, one for each row.

Select the Pixel Trac Kit that is the same length as the table. For this application we will need (26) of the 60″ Pixel Trac Kits, (1) for each table.

Review the Grommet and Electrical Module Cutout Matrix to verify that the preferred power module is available in the requested location. Choose the power module with the 48″ cordset to reduce the amount of excess cord that needs to be stored in each trough. For this application we will need (26) of the KE4 Electrical Modules.

Electrical Specifications:
(26) KE5 Pixel Electrical Module - KE5202C48
(26) 60″ Pixel Trac Kit - KTK60
(2) Pixel Trac Starter - KTSH72

Example 2:
Need: (2) rows of (13) tables

Table Specifications:
(26) 72″ x 30″ Pixel C-Leg Tables with a Front Left and Right (DA) cutouts with two KE5 power modules in each table.

Each starter (infeed) cable can accommodate a maximum of (13) Pixel Trac jumper kits. Choose the length starter that matches the distance to your power source. For this application we will need to specify (2) Pixel Trac Starters, one for each row.

Select the Pixel Trac Kit that is the same length as the table. For this application we will need (26) of the 72″ Pixel Trac Kits, (1) for each table.

Review the Grommet and Electrical Module Cutout Matrix to verify that the preferred power module is available in the requested location. Choose the power module with the 48″ cordset to reduce the amount of excess cord that needs to be stored in each trough. For this application we will need (52) of the KE4 Electrical Modules.

Electrical Specifications:
(52) KE5 Pixel Electrical Module - KE5202C48
(26) 72″ Pixel Trac Kit - KTK72
(2) Pixel Trac Starter - KTSH72

Marc Krusin
Pixel™ Electrical
Pixel™ Wire Management

Designer(s):
Marc Krusin, 2015

description	pattern no.	.
KE-VF Vertical wire management clips for Four Leg Pixel Tables	**KE-VF**	$20.
KE-VB Vertical wire management clips for Column Base Pixel Tables	**KE-VB**	$20.
KE-VCT Vertical wire management clips for C and T Leg Pixel Tables	**KE-VCT**	$32.
KE-VCTE Vertical wire management clips for Electric Height Adjustable C and T Leg Pixel Tables	**KE-VCTE**	$21.
KE-VY Vertical wire management clips for Y Leg Pixel Tables	**KE-VY**	$20.
KE-H Horizontal wire management clips for Pixel Tables	**KE-H**	$24.
KE-VC Vertical cord cover for C and T leg tables with casters	**KE-VC-( )**	$61.
KE-VG Vertical cord cover for C and T leg tables with glides	**KE-VG-( )**	$66.

Order Code

Example:	**KE-CT**
KE-CT	Vertical wire management clips for C and T Leg

Specify:
1. Pattern number

Example:	**KE-VG-118T**
KE-VG	Vertical cord cover for C and T Leg table on glides
118T	Bright White

Specify:
1. Pattern number
2. Paint finish

Finishes

Cord cover finishes:
Jet Black (suffix 111T)
Bright White (suffix 118T)
Medium Grey (suffix 115T)
Sterling (suffix 906T)

Features

Vertical Wire Management Clips:
Vertical wire management clips easily snap on to the leg of the Pixel Table in order to guide the wires and cords down to the floor. Clips slide up and down the leg for adjustment.

Note:
Vertical wire management clips are clear and come in a pack of 2.

Horizontal Wire Management Clips:
Horizontal wire management clips screw onto the underside of the table top which secure the wires or cables in place.

Note:
Horizontal wire mangement clips are black and come in a pack of 4.

Cord Covers:
Cord covers can be specified for both C and T leg Pixel tables on casters or glides. Covers are extruded aluminum and snap onto the leg to hide vertical wires and allow for a more seamless look. Specify paint finish to match table leg finish. Recommended for use when specifying Pixel Trac.

Note:
Cord covers cannot be used on electric and pinset height adjustable tables.

Marc Krusin
Pixel™ Accessories
Pixel™ Modesty and Privacy Screens

Designer(s):
Marc Krusin, 2018

description	h	w	d	pattern no.	list
KS48L Pixel modesty/privacy screen, 48″. For all C-Leg tables. For use on Four Leg tables for privacy only	14″	48″	½″	**KS48L-( )-( )**	$498.
KS60L Pixel modesty/privacy screen, 60″. For all C-Leg tables and T-Leg fix tables. For use on Four Leg tables for privacy only	14″	60″	½″	**KS60L-( )-( )**	$542.
KS72L Pixel modesty/privacy screen, 72″. For all C-Leg tables, T-Leg fix tables, and Y-Leg fix tables. For use on Four Leg tables for privacy only 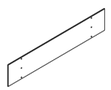	14″	72″	½″	**KS72L-( )-( )**	$648.
KS84L Pixel modesty/privacy screen, 84″. For Y-Leg fix tables 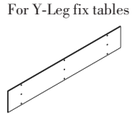	14″	84″	½″	**KS84L-( )-( )**	$728.

Order Code

Example:	**KS48L-141-118T**
KS48L	Pixel Modesty/Privacy screen, 48″ laminate
141	Whitened Ash laminate finish
118T	White flat edgeband

Specify:
1. Pattern number
2. Screen finish
3. Edgeband finish

Finishes

Colored laminate finishes:
Bright White (suffix 118)
Folkstone Grey (suffix 114)
Jet Black (suffix 111)

Woodgrain laminate finishes:
Medium Cherry (suffix 124)
Natural Maple (suffix 125)
Natural Cherry (suffix 126)
Walnut (suffix 127)
Light Ash (suffix 139)
Warm Ash (suffix 140)
Whitened Ash (suffix 141)
Grey Ash (suffix 142)
Classic Oak (suffix 143)
Graphite Pear (suffix 144)
Zebra (suffix 145)

Flat edgeband finishes:
Black (suffix 111T)
Mink (suffix 324T)
Innertone (suffix 386T)
Platinum (suffix 367T)
Folkstone (suffix 004T)
White (suffix 118T)

Woodgrain flat edgeband finishes:
Medium Cherry (suffix 124)
Natural Maple (suffix 125)
Natural Cherry (suffix 126)
Walnut (suffix 127)
Light Ash (suffix 139)
Warm Ash (suffix 140)
Whitened Ash (suffix 141)
Grey Ash (suffix 142)
Classic Oak (suffix 143)
Graphite Pear (suffix 144)
Zebra (suffix 145)

Construction

Laminate screens:
Constructed of MDF substrate sandwiched between laminate veneer. Laminate screens are specified with a flat .8mm ABS edgeband.

Features

Modesty Screens:
Modesty screens can remain attached to Pixel Flip-Top Tables while tables are flipped and nested due to the flexibility of the Hytrel® hinge.

Note: Tables cannot be flipped or nested if privacy screen is attached.

Modesty/Privacy screen brackets:
Two brackets are required for each modesty and privacy screen EXCEPT for KS84L (84″ width) which requires three brackets. Modesty Brackets screw into inserts located on the underside of the table top. Privacy brackets clamp onto the table top.

Marc Krusin
Pixel™ Accessories
Pixel™ Modesty and Privacy Screens

Designer(s):
Marc Krusin, 2018

description	h	w	d	pattern no.	list
KSF48L Pixel modesty screen, 44″. For 48″ Four leg tables only	14″	44″	½″	**KSF48L-( )-( )**	$495.
KSF60L Pixel modesty screen, 56″. For 60″ Four leg tables only	14″	56″	½″	**KSF60L-( )-( )**	$540.
KSF72L Pixel modesty screen, 68″. For 72″ Four leg tables only 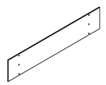	14″	68″	½″	**KSF72L-( )-( )**	$646.
KST60L Pixel modesty screen, 38″. For 60″ T-Leg flip tables only	14″	38″	½″	**KST60L-( )-( )**	$492.
KST72L Pixel modesty screen, 50″. For 72″ T-Leg flip tables only	14″	50″	½″	**KST72L-( )-( )**	$536.

Order Code

Example:	**KSF60-111-111T**
KSF60	Pixel Modesty/Privacy screen, 56″ laminate
111	Jet Black laminate finish
111T	Black flat edgeband

Specify:
1. Pattern number
2. Screen finish
3. Edgeband finish

Finishes

Colored laminate finishes:
Bright White (suffix 118)
Folkstone Grey (suffix 114)
Jet Black (suffix 111)

Woodgrain laminate finishes:
Medium Cherry (suffix 124)
Natural Maple (suffix 125)
Natural Cherry (suffix 126)
Walnut (suffix 127)
Light Ash (suffix 139)
Warm Ash (suffix 140)
Whitened Ash (suffix 141)
Grey Ash (suffix 142)
Classic Oak (suffix 143)
Graphite Pear (suffix 144)
Zebra (suffix 145)

Flat edgeband finishes:
Black (suffix 111T)
Mink (suffix 324T)
Innertone (suffix 386T)
Platinum (suffix 367T)
Folkstone (suffix 004T)
White (suffix 118T)

Woodgrain flat edgeband finishes:
Medium Cherry (suffix 124)
Natural Maple (suffix 125)
Natural Cherry (suffix 126)
Walnut (suffix 127)
Light Ash (suffix 139)
Warm Ash (suffix 140)
Whitened Ash (suffix 141)
Grey Ash (suffix 142)
Classic Oak (suffix 143)
Graphite Pear (suffix 144)
Zebra (suffix 145)

Construction

Laminate screens:
Constructed of MDF substrate sandwiched between laminate veneer. Laminate screens are specified with a flat .8mm ABS edgeband.

Features

Modesty Screens:
Modesty screens can remain attached to Pixel Flip-Top Tables while tables are flipped and nested due to the flexibility of the Hytrel® hinge.

Note: Tables cannot be flipped or nested if privacy screen is attached.

Modesty/Privacy screen brackets:
Two brackets are required for each modesty and privacy screen EXCEPT for KS84L (84″ width) which requires three brackets. Modesty Brackets screw into inserts located on the underside of the table top. Privacy brackets clamp onto the table top.

Marc Krusin
Pixel™ Accessories
Pixel™ Modesty and Privacy Screens

Designer(s):
Marc Krusin, 2018

description	h	w	d	pattern no.	list
KS24L Pixel side privacy screen, 24″. For all C-Leg, T-Leg, and Four leg tables	14″	24″	1/2″	**KS24L-( )-( )**	$404.
KS30L Pixel side privacy screen, 30″. For all C-Leg, T-Leg, and Four leg tables	14″	30″	1/2″	**KS30L-( )-( )**	$425.
KS36L Pixel side privacy screen, 36″. For all C-Leg, T-Leg, Y-Leg, and Four leg tables	14″	36″	1/2″	**KS36L-( )-( )**	$479.

Order Code

Example:	**KS24L-118-118T**
KS24L	Pixel Side Privacy screen, 24″ laminate
118	Bright White laminate finish
118T	White flat edgeband

Specify:
1. Pattern number
2. Screen finish
3. Edgeband finish

Finishes

Colored laminate finishes:
Bright White (suffix 118)
Folkstone Grey (suffix 114)
Jet Black (suffix 111)

Woodgrain laminate finishes:
Medium Cherry (suffix 124)
Natural Maple (suffix 125)
Natural Cherry (suffix 126)
Walnut (suffix 127)
Light Ash (suffix 139)
Warm Ash (suffix 140)
Whitened Ash (suffix 141)
Grey Ash (suffix 142)
Classic Oak (suffix 143)
Graphite Pear (suffix 144)
Zebra (suffix 145)

Flat edgeband finishes:
Black (suffix 111T)
Mink (suffix 324T)
Innertone (suffix 386T)
Platinum (suffix 367T)
Folkstone (suffix 004T)
White (suffix 118T)

Woodgrain flat edgeband finishes:
Medium Cherry (suffix 124)
Natural Maple (suffix 125)
Natural Cherry (suffix 126)
Walnut (suffix 127)
Light Ash (suffix 139)
Warm Ash (suffix 140)
Whitened Ash (suffix 141)
Grey Ash (suffix 142)
Classic Oak (suffix 143)
Graphite Pear (suffix 144)
Zebra (suffix 145)

Construction

Laminate screens:
Constructed of MDF substrate sandwiched between laminate veneer. Laminate screens are specified with a flat .8mm ABS edgeband.

Features

Privacy screen brackets:
Two privacy screen brackets are required for each privacy screen EXCEPT for KS84L (84″ width) which requires three brackets. Privacy screen brackets clamp onto the table top.

Note: Tables cannot be flipped or nested if privacy screen is attached.

Marc Krusin
Pixel™ Accessories
Pixel™ Modesty and Privacy Screen Brackets

Designer(s):
Marc Krusin, 2018

description	pattern no.	list
KSB-M Pixel Modesty Screen Bracket	**KSB-M-( )**	$87.
KSB-PS Pixel Privacy Screen Bracket - Single table	**KSB-PS-( )**	$129.
KSB-PD Pixel Shared Privacy Screen Bracket	**KSB-PD-( )**	$141.
KSB-MCB Pixel Shared Privacy Screen Mid-span Connecting Bracket	**KSB-MCB-( )**	$122.

Order Code

Example:	**KSB-M-118T**
KSB-M	Pixel modesty screen bracket
118T	White bracket finish

Specify:
1. Pattern number
2. Specify bracket finish

Finishes

Bracket finishes:
Bright White (suffix 118T)
Jet Black (suffix 111T)

Construction

Modesty and Privacy bracket:
Brackets are constructed using a combination of cast aluminum and a Hytrel® hinge which allows tables to flip while screens are attached. Aluminum parts are powder coated and available in Bright White and Jet Black.

Note:
Bracket screws are always black.

Features

Modesty and Privacy screen brackets:
Two brackets are required for each modesty screen EXCEPT for KS84L (84″ width) which requires three brackets. Modesty brackets screw into inserts located on the underside of the table top. Privacy brackets clamp onto the table top.

Specifications

KSB-M: Specify if only modesty is required.

KSB-PS: Specify if only privacy is required.
Note: If both modesty and privacy are being used together, specify both KSB-M and KSB-PS.

KSB-PD: Specify if privacy screen is shared by two tables. Bracket will also double as ganging bracket to join adjacent tables together.

KSB-MCB: Specify in conjunction with KSB-PS if privacy screen is shared by two perpendicular tables along the long edge of one table and the short edge of the second table.

Debra Lehman-Smith and Ron Fiegenschuh
LSM Conference Table Series with V-Base
Rectangular Conference Table with V-Base

Below are a few configurations of the LSM V-Base rectangular conference tables

The V-Base design with two supporting column bases and a center trough allows for maximum knee clearance, and thoughtful electrical and communication distribution

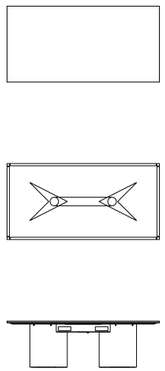

L3RV(P,S)04
One segment 96″ wide by 48″ deep table top with supporting 24″ V-Base

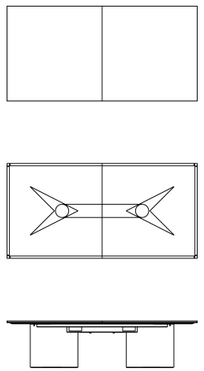

L3SV(P,S)32
Two segment 120″ wide by 60″ deep table top with supporting 30″ V-Base

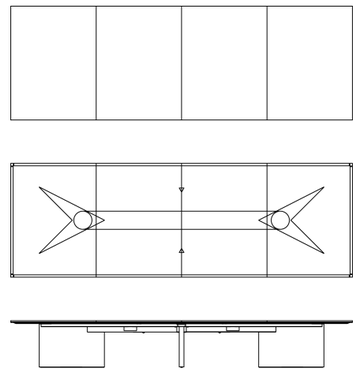

L3TV(P,S)54
Four segment 216″ wide by 72″ deep table top with supporting 42″ V-Base and two intermediate legs

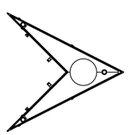

24″ V-Base
For 48″ deep tables, allowing 5⅜″ dia. floor access concealed within base

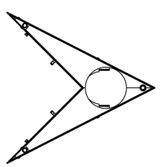

30″ V-Base
For 60″ deep tables, allowing 8⅜″ dia. floor access concealed within base

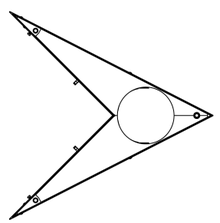

42″ V-Base
For 72″ deep tables, allowing 11⅜″ dia. floor access concealed within base

Triangular Leg
Serves as an intermediate support leg for tables over 180″ wide

Ordering Information

Specify:
1. Pattern Number, indicating either Plinth (suffix P) or Surround edge detail (suffix S)
2. Top finish
3. Base/edge detail finish
4. Power Center cut-out option, per section

Construction

Top:
Plastic laminate and wood veneer, 1″ thick; 3-ply solid particle fiberboard core with balanced backer sheet. Veneer tops come with matching ¼″ solid lumber exterior edges and veneer self-edge at joining section edges. Plastic laminate tops are edged with matching .8mm ABS flat edge band.

Engineered stone and marble, 20mm thick tops with 1″ painted medium density fiberboard sub-tops.

Edges:
The LSM Conference Table Series features two distinctive applied edge details for all top finishes. The extruded aluminum edge details are available in two profiles and are finished to match base finish options. To specify the table, select either Plinth (P) or partial Surround (S)*; profiles are diagramed below:

* Partial Surround only available on glass top.



Plinth edge

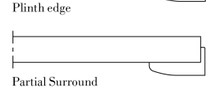

Partial Surround

LSM Power center electrical hubs for table top access.
Individual tables have cut-out options per section, per table.
See chart below:



Y

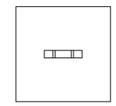

GE2, GE3, GE6

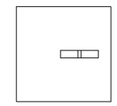

BE2, BE3, BE6

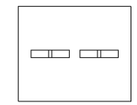

AE2, AE3, AE6,

Pattern no.	Outside segment	Inside segment
L3-RV(P,S)01	Y, GE2, GE3, GE6, AE2, BE2, GGG2, AGG2, BGG2	
L3-RV(P,S)04	Y, GE2, GE3, GE6, AE2, AE3, BE2, BE3, GGG2, AGG2, BGG2	
L3-SV(P)22	Y, BE2, BE3, BGG2	
L3-SV(P)24	Y, BE2, BGG2	Y, GE2, GE3, GE6, AE2, AE3, GGG2, AGG2
L3-SV(P)32	Y, BE2, BE3, BGG2	
L3-SV(P)35	Y	Y, GE2, GE3, GE6, AE2, GGG2, AGG2
L3-TV(P)52	Y, BE2, BE3, BGG2	Y, GE2, GE3, GE6, AE2, AE3, GGG2, AGG2
L3-VV(P)60	Y, BE2, BE3, BGG2	Y, AE2, AE3, GE2, GE3, GE6, GGG2, AGG2
L3-VV(P)62	BE2, BE3, BE6, BGG2	Y, AE2, AE3, GE2, GE3, GE6, GGG2, AGG2
L3-VV(P)70	Y, BE2, BE3, BGG2	Y, AE2, AE3, GE2, GE3, GE6, GGG2, AGG2
L3-XV(P)90	Y, BE2, BE3, BGG2	Y, AE2, AE3, GE2, GE3, GE6, GGG2, AGG2
L3-XV(P)92	Y, BE2, BE3, BGG2	Y, AE2, AE3, GE2, GE3, GE6, GGG2, AGG2
L3SV(P)26	Y	Y, GE2, GE3, GE6, AE2, AE3, GGG2, AGG2
L3TV(P)54	Y	Y, GE2, GE3, GE6, AE2, AE3, GGG2, AGG2
L3VV(P)72	Y	Y, GE2, GE3, GE6, AE2, AE3, GGG2, AGG2
L3XV(P)94	Y, BE2, BE3, BGG2	Y, GE2, GE3, GE6, AE2, AE3, GGG2, AGG2
L3TV(P)36	Y, BE2, BE3, BGG2	Y, AE2, GE2, GE3, GE6, GGG2, AGG2
L3SV(P)26	Y	Y, AE2, AE3, GE2, GE3, GE6, GGG2, AGG2

Power Center and Grommet Cutout Options:
$125. Per cut out, per section
Y - No Cut Outs

AE2 - 2X1 Power Center, center depth, two side locations (R&L)
AE3 - 3X1 Power Center, center depth, two side locations (R&L)
AE6 - 6X2 Power Center, center depth, two side locations (R&L)
BE2 - 2X1 Power Center, center on depth, one side location
BE3 - 3X1 Power Center, center on depth, one side location
BE6 - 6X2 Power Center, center on depth, one side location
GE2 - 2X1 Power Center, center on depth, center on width
GE3 - 3X1 Power Center, center on depth, center on width
GE6 - 6X2 Power Center, center on depth, center on width
AGG2 - Grommet, center on depth, two side locations (R&L)
BGG2 - Grommet, center on depth, one side location
GGG2 - Grommet, center on depth, center on width

V-Base:
The v-base is constructed of polished stainless steel, horizontal brushed stainless steel, or powder coat painted cold rolled steel. End panels of the V-bases are easily removable using thumb screws and handles located at the top edge; simply remove thumb screws, lift with handles to remove from internal hook.

Leveling:
Three leveling glides are located within each v-base column and feature a glide-shroud that eliminates any light gap due to irregularities in the floor

Electrical Options:
Compatible with the LSM Power Center electrical hubs for table top access, or LSM Power Port electrical hubs for electrical access through the trough located on the underside of the table's top surface. Individual tables have unique cut-out options per base/table size

Shipping:
Tops, v-base column, trough, support rails and intermediate legs are shipped separately. V-base columns shipped fully assembled. Tops are predrilled for attachment to base and rails.

Debra Lehman-Smith and Ron Fiegenschuh
LSM Conference Table Series with V-Base
Rectangular Conference Table with V-Base

Designer(s):
Debra Lehman-Smith and Ron Fiegenschuh, 2012

	description	w	d	h	no. of sections	base/edge selection
	L3RV01 V-Base conference table	84″	42″	29″	1	Paint/Paint
		84″	42″	29″	1	Satin S.S./Anno. Aluminum
		84″	42″	29″	1	Pol. S.S./Chrome
	L3RV04 V-Base conference table	96″	48″	29″	1	Paint/Paint
	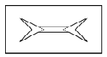	96″	48″	29″	1	Satin S.S./Anno. Aluminum
		96″	48″	29″	1	Pol S.S./Chrome

pattern number	laminate	veneer	engineered stone (VB)	grey marble (GG, GGS)	arabescato, grey marble (MA, MAS, GG, GGS)	calacatta (MC, MCS)	laminated glass (ALG)
L3RV(P,S)01-( )-( )	$6,950.	$11,027.	$17,502.	$18,062.	$20,279.	$24,378.	$32,724.
L3RV(P,S)01-( )-SS	$9,791.	$13,867.	$20,343.	$20,901.	$23,119.	$27,218.	$35,564.
L3RV(P,S)01-( )-C	$12,766.	$16,841.	$23,314.	$23,876.	$26,095.	$30,192.	$38,537.
L3RVP04-( )-( )	$7,597.	$12,998.	$21,395.	$22,125.	$24,318.	$29,650.	n/a
L3RVP04-( )-SS	$10,703.	$16,103.	$24,499.	$25,229.	$27,422.	$32,754.	n/a
L3RVP04-( )-C	$14,144.	$19,544.	$27,941.	$28,672.	$30,864.	$36,196.	n/a

Order Code

Example:	L3RVP01-MAS-SS-GE6
L3-RVP-01	84″ x 42″ rectangular table, plinth edge, one segment
MAS	Satin Coated Arabescato top
SS	Horizontal brushed stainless steel base and anodized aluminum edge detail to match
GE6	Cutout for L46x2 Power Center, center, mid-depth

Specify:
1. Pattern number
2. Top finish (including edgeband)
3. Base and Edge profile finish
4. Cut-out options
5. Grommet finish (optional)

Finishes

Colored laminate top:
Bright White (suffix 118)
Note: Flat .8mm ABS edgeband to match

Veneer top with ¼″ solid wood edge:
White Ash (suffix A101)
American Walnut (suffix AW)
Natural Oak (suffix ON)
Fumed Oak (suffix OF)
Ebonized Oak (suffix OE)

Coated marble top finishes (polished, satin):
Arabescato (suffix MA, MAS)
Calacatta (suffix MC, MCS)
Grey Marble (suffix GG, GGS)

Engineered Stone top:
Vetro Bianco (suffix VB)

Note: Limited availability based on material sheet size.

Laminated Glass top:
Woven aluminum wire (suffix ALG)

Base/Edge finishes:
Polished Stainless Steel/Mirror Chrome (suffix C)
Horizontal Brushed Stainless Steel/anodized aluminum (suffix SS)
White (suffix 118)
Black (suffix R5)

Grommet finish:
Satin Nickel (suffix NO)
Polished Chrome (suffix C)

Electrical

Grommet options: ($144 per cutout)
Table may be specified with zero, one or two grommets. All grommets are 2⅞″ diameter. Grommet not available on laminated glass.

No grommets (Y)
Single grommet, center, mid-depth (GGG2)
Single grommet, left, mid-depth (BGG2)
Two grommets, left & right, mid-depth (AGG2)

Power Center Cutout Options: ($144 per cutout)
Tables can be hardwired using pre-wired boxes, or plugged in with cordset boxes. Table top segments may be specified with zero, one or two cutouts. Individual tables have unique cutout options, please refer to the chart below.

Power Centers are available in three sizes and multiple configurations. L42X1 Power Centers feature 2 simplex outlets and either one knockout or two active USB jacks, L43X1 Power Centers feature 3 simplex outlets and either one knockout or two active USB jacks, L46X2 Power Centers feature 6 simplex outlets and either two knockouts or four active USB jacks, or combination of both.

For no Power Center (Y)
For Single Power Center, center, mid-depth (GE2), (GE3), (BE6)
For Single Power Center, left or right of joining section edge, mid-depth (BE2), (BE3), BE6)
For Two Power Centers, left and right, mid-depth (AE2), (AE3), (AE6)

Available Electrical Cut-outs per individual table.
L3RV01: Y, GE2, GE3, GE6, AE2, BE2, GGG2, AGG2, BGG2
L3RV04: Y, GE2, GE3, GE6, AE2, AE3, BE2, BE3, GGG2, AGG2, BGG2

Cutouts not available for laminated glass.

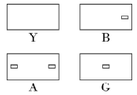

Features

The LSM Conference Table features two distinctive applied edge details. The extruded aluminum edge details are available in two profiles and are finished to match base finish options. To specify the table, select either Plinth edge (P) or the partial Surround (S); profiles are diagramed below.

*Please note that the partial Surround edge profile is only available on laminated glass (ALG).

Plinth edge detail:

Partial Surround edge detail:

Note:
LSM tables are certified Clean Air GOLD.

Debra Lehman-Smith and Ron Fiegenschuh
LSM Conference Table Series with V-Base
Rectangular Two Segment Conference Table with V-Base

Designer(s):
Debra Lehman-Smith and Ron Fiegenschuh, 2012

	description	w	d	h	no. of sections	Section Width	base/edge selection
	L3SV32 V-Base conference table	120″	60″	29″	2	60″	Paint/Paint
	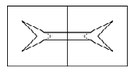	120″	60″	29″	2	60″	Satin S.S./Anno. Aluminum
		120″	60″	29″	2	60″	Pol. S.S./Chome
	L3SV22 V-Base conference table	120″	48″	29″	2	60″	Paint/Paint
	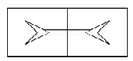	120″	48″	29″	2	60″	Satin S.S./Anno. Aluminum
		120″	48″	29″	2	60″	Pol S.S./Chrome

pattern number	laminate (_)	veneer	engineered stone (VB)	grey marble (GG, GGS)	arabescato (MA, MAS)	calacatta (MC, MCS)
L3SVP32-( )-( )	$9,862.	$18,327.	n/a	$32,342.	$36,844.	$45,216.
L3SVP32-( )-SS	$13,971.	$22,435.	n/a	$36,478.	$40,972.	$49,343.
L3SVP32-( )-C	$18,871.	$27,334.	n/a	$41,354.	$45,854.	$54,222.
L3SVP22-( )-( )	$9,242.	$16,158.	$28,453.	$29,473.	$30,781.	$37,490.
L3SVP22-( )-SS	$12,717.	$19,635.	$31,930.	$32,949.	$34,257.	$40,968.
L3SVP22-( )-C	$16,980.	$23,898.	$36,191.	$37,211.	$38,517.	$45,229.

Order Code

Example:	L3SVP32-AW-C-BE3-BE3
L3SPS32	120″ x 60″ rectangular table, plinth edge, two segments
AW	American Walnut veneer top
C	Polished stainless steel base and chromed aluminum edge detail
BE3	Cutout for L43x1 Power Center, left of joining section edge, mid-depth, Segment 1
BE3	Cutout for L43x1 Power Center, right of joining section edge, mid-depth, Segment 2

Specify:
1. Pattern number
2. Top finish (including edgeband)
3. Base and Edge profile finish
4. Cut-out options

Finishes

Colored laminate top:
Bright White (suffix 118)
Note: Flat .8mm ABS edgeband to match

Veneer top with ¼″ solid wood edge:
White Ash (suffix A101)
American Walnut (suffix AW)
Natural Oak (suffix ON)
Fumed Oak (suffix OF)
Ebonized Oak (suffix OE)

Coated marble top finishes (polished, satin):
Arabescato (suffix MA, MAS)
Calacatta (suffix MC, MCS)
Grey Marble (suffix GG, GGS)

Engineered Stone top:
Vetro Bianco (suffix VB)

Note: Limited availability based on material sheet size.

Base/Edge finishes:
Polished Stainless Steel/Mirror Chrome (suffix C)
Horizontal Brushed Stainless Steel/anodized aluminum (suffix SS)
White (suffix 118)
Black (suffix R5)

Electrical

Grommet options: ($144 per cutout)
Table may be specified with zero, one or two grommets. All grommets are 2⅞″ diameter. Grommet not available on laminated glass.

No grommets (Y)
Single grommet, center, mid-depth (GGG2)
Single grommet, left, mid-depth (BGG2)
Two grommets, left & right, mid-depth (AGG2)

Power Center Cutout Options: ($144 per cutout)
Tables can be hardwired using pre-wired boxes, or plugged in with cordset boxes. Table top segments may be specified with zero, one or two cutouts. Individual tables have unique cutout options, please refer to the chart below.

Power Centers are available in three sizes and multiple configurations. L42X1 Power Centers feature 2 simplex outlets and either one knockout or two active USB jacks, L43X1 Power Centers feature 3 simplex outlets and either one knockout or two active USB jacks, L46X2 Power Centers feature 6 simplex outlets and either two knockouts or four active USB jacks, or combination of both.

For no Power Center (Y)
For Single Power Center, center, mid-depth (GE2), (GE3), (BE6)
For Single Power Center, left or right of joining section edge, mid-depth (BE2), (BE3), BE6)
For Two Power Centers, left and right, mid-depth (AE2), (AE3), (AE6)

Available Electrical Cut-outs per individual table.
L3SV22: Y, BE2, BE3, BGG2
L3SV32: Y, BE2, BE3, BGG2

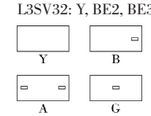

Features

The LSM Conference Table features a distinctive applied edge detail. The extruded aluminum edge detail is available in a plinth edge profile and is finished to match base finish options. To specify the table, select Plinth edge (P); profile is diagramed below.

Plinth edge detail:



Note:
LSM tables are certified Clean Air GOLD.

Debra Lehman-Smith and Ron Fiegenschuh
LSM Conference Table Series with V-Base
Rectangular Three Segment Conference Table with V-Base

Designer(s):
Debra Lehman-Smith and Ron Fiegenschuh, 2012

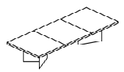

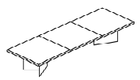

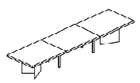

	description	w	d	h	no. of sections	section width	base/edge selection
	L3SV24 V-Base conference table	144″	48″	29″	3	48″	Paint/Paint
		144″	48″	29″	3	48″	Satin S.S./Anno. Aluminum
		144″	48″	29″	3	48″	Pol. S.S./Chrome
	L3SV35 V-Base conference table	150″	60″	29″	3	50″	Paint/Paint
		150″	60″	29″	3	50″	Satin S.S./Anno. Aluminum
		150″	60″	29″	3	50″	Pol. S.S./Chrome
	L3TV52 V-Base conference table 	180″	60″	29″	3	60″	Paint/Paint
		180″	60″	29″	3	60″	Satin S.S./Anno. Aluminum
		180″	60″	29″	3	60″	Pol. S.S./Chrome
	L3TV36 V-Base conference table with intermediate legs 	192″	48″	29″	3	64″	Paint/Paint
		192″	48″	29″	3	64″	Satin S.S. / Anno. Aluminum
		192″	48″	29″	3	64″	Pol. S.S./Chrome
	L3SV26 V-Base conference table with intermediate legs 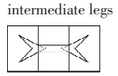	144″	72″	29″	3	48″	Paint/Paint
		144″	72″	29″	3	48″	Satin S.S./ Anno. Aluminum
		144″	72″	29″	3	48″	Pol. S.S./ Chrome

pattern number	laminate (_)	veneer (_)	engineered stone (VB)	grey marble (GG, GGS)	arabescato (MA, MAS)	calacatta (MC, MCS)
L3SVP24-( )-( )	$10,395.	$18,104.	$30,735.	$31,832.	$36,092.	$44,146.
L3SVP24-( )-SS	$13,955.	$22,050.	$34,292.	$35,393.	$39,652.	$47,704.
L3SVP24-( )-C	$18,790.	$26,885.	$39,132.	$40,225.	$44,507.	$52,539.
L3SVP35-( )-( )	$11,441.	$21,868.	$41,950.	$43,811.	$44,695.	$55,174.
L3SVP35-( )-SS	$15,597.	$26,022.	$46,106.	$47,969.	$48,850.	$59,329.
L3SVP35-( )-C	$21,741.	$32,167.	$52,254.	$54,115.	$54,994.	$65,472.
L3TVP52-( )-( )	$11,784.	$24,483.	n/a	$45,373.	$52,048.	$64,615.
L3TVP52-( )-SS	$15,841.	$28,540.	n/a	$49,429.	$56,105.	$68,672.
L3TVP52-( )-C	$22,198.	$34,897.	n/a	$55,785.	$62,460.	$75,029.
L3TVP36-( )-( )	$14,281.	$24,700.	$43,045.	$46,208.	$57,702.	$70,474.
L3TVP36-( )-SS	$17,908.	$28,326.	$46,670.	$49,835.	$61,330.	$74,101.
L3TVP36-( )-C	$24,534.	$33,724.	$53,297.	$56,462.	$67,957.	$80,726.
L3SVP26-( )-( )	$14,589.	$26,086.	$49,043.	$50,495.	$63,439.	$77,819.
L3SVP26-( )-SS	$19,287.	$31,116.	$54,074.	$55,529.	$68,470.	$82,851.
L3SVP26-( )-C	$24,925.	$36,423.	$59,381.	$60,834.	$73,776.	$88,158.

Order Code

Example:	L3SVP35-118-118-Y-GE6-Y
L3SVP35	150″ x 60″ rectangular table, plinth edge, three segments
118	Bright White laminate with matching ABS edgeband
118	Bright White painted base and Bright White painted aluminum edge to match
Y	No cutout, segment 1
GE6	Cutout for L46x2 Power Center, center, mid-depth, segment 2
Y	No cutout, segment 3

Specify:
1. Pattern number
2. Top finish (including edgeband)
3. Base and Edge profile finish
4. Cut-out options

Finishes

Colored laminate top:
Bright White (suffix 118)
Note: Flat .8mm ABS edgeband to match

Veneer top with ¼″ solid wood edge:
White Ash (suffix A101)
American Walnut (suffix AW)
Natural Oak (suffix ON)
Fumed Oak (suffix OF)
Ebonized Oak (suffix OE)

Coated marble top finishes (polished, satin):
Arabescato (suffix MA, MAS)
Calacatta (suffix MC, MCS)
Grey Marble (suffix GG, GGS)

Engineered Stone top:
Vetro Bianco (suffix VB)

Note: Limited availability based on material sheet size.

Base/Edge finishes:
Polished Stainless Steel/Mirror Chrome (suffix C)
Horizontal Brushed Stainless Steel/anodized aluminum (suffix SS)
White (suffix 118)
Black (suffix R5)

Electrical

Grommet options: ($144 per cutout)
Table may be specified with zero, one or two grommets. All grommets are 2⅞″ diameter. Grommet not available on laminated glass.

No grommets (Y)
Single grommet, center, mid-depth (GGG2)
Single grommet, left, mid-depth (BGG2)
Two grommets, left & right, mid-depth (AGG2)

Power Center Cutout Options: ($144 per cutout)
Tables can be hardwired using pre-wired boxes, or plugged in with cordset boxes. Table top segments may be specified with zero, one or two cutouts. Individual tables have unique cutout options, please refer to the chart below.

Power Centers are available in three sizes and multiple configurations. L42X1 Power Centers feature 2 simplex outlets and either one knockout or two active USB jacks, L43X1 Power Centers feature 3 simplex outlets and either one knockout or two active USB jacks, L46X2 Power Centers feature 6 simplex outlets and either two knockouts or four active USB jacks, or combination of both.

For no Power Center (Y)
For Single Power Center, center, mid-depth (GE2), (GE3), (BE6)
For Single Power Center, left or right of joining section edge, mid-depth (BE2), (BE3), BE6)
For Two Power Centers, left and right, mid-depth (AE2), (AE3), (AE6)

Available Electrical Cut-outs per individual table.
L3SV24
outside sections: Y, BE2, BGG2
inside sections: Y, GE2, GE3, GE6, AE2, AE3, GGG2, AGG2

L3SV35
outside sections: Y
inside sections: Y, GE2, GE3, GE6, AE2, GGG2, AGG2

L3TV52
outside: Y, BE2, BE3, BGG2
inside: Y, GE2, GE3, GE6, AE2, AE3, GGG2, AGG2

L3TV36
outside: Y, BE2, BE3, BGG2
inside: Y, AE2, GE2, GE3, GE6, AGG2, GGG2

L3SV26
outside: Y
inside: Y, GE2, GE3, GE6, AE2, AE3, AGG2, GGG2

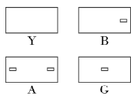

Features

The LSM Conference Table features a distinctive applied edge detail. The extruded aluminum edge detail is available in a plinth edge profile and is finished to match base finish options. To specify the table, select Plinth edge (P); profile is diagramed below.

Plinth edge detail:



Note:
LSM tables are certified Clean Air GOLD.

Debra Lehman-Smith and Ron Fiegenschuh
LSM Conference Table Series with V-Base
Rectangular Four Segment Conference Table with V-Base

Designer(s):
Debra Lehman-Smith and Ron Fiegenschuh, 2012

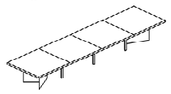

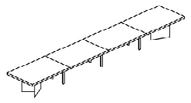

	description	w	d	h	no. of sections	section width	base/edge selection
	L3TV54 V-Base conference table with intermediate legs 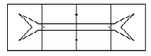	216″	72″	29″	4	54″	Paint/Paint
		216″	72″	29″	4	54″	Satin. S.S./ Anno. Aluminum
		216″	72″	29″	4	54″	Pol. S.S./ Chrome
	L3VV60 V-Base conference table with intermediate legs 	240″	48″	29″	4	60″	Paint/Paint
		240″	48″	29″	4	60″	Satin S.S./ Anno. Aluminum
		240″	48″	29″	4	60″	Pol. S.S./ Chrome
	L3VV62 V-Base conference table with intermediate legs 	288″	48″	29″	4	72″	Paint/Paint
		288″	48″	29″	4	72″	Satin. S.S./ Anno. Aluminum
		288″	48″	29″	4	72″	Pol. S.S./ Chrome
	L3VV70 V-Base conference table with intermediate legs 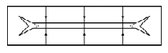	240″	60″	29″	4	60″	Paint/Paint
		240″	60″	29″	4	60″	Satin S.S./ Anno. Aluminum
		240″	60″	29″	4	60″	Pol. S.S./ Chrome

pattern number	laminate (_)	veneer (_)	engineered stone (VB)	grey marble (GG, GGS)	arabescato (MA, MAS)	calacatta (MC, MCS)
L3TVP54-( )-( )	$19,047.	$36,276.	$70,974.	$76,267.	$94,577.	$116,105.
L3TVP54-( )-SS	$24,043.	$41,270.	$75,968.	$81,261.	$99,570.	$121,100.
L3TVP54-( )-C	$31,289.	$48,516.	$83,215.	$88,507.	$106,815.	$128,343.
L3VVP60-( )-( )	$17,172.	$31,007.	$55,411.	$59,394.	$72,970.	$88,940.
L3VVP60-( )-SS	$19,736.	$33,569.	$57,976.	$61,957.	$75,534.	$91,502.
L3VVP60-( )-C	$28,302.	$42,136.	$66,542.	$70,523.	$84,101.	$100,069.
L3VVP62-( )-( )	$18,877.	$34,207.	$64,794.	$69,526.	$85,806.	$104,953.
L3VVP62-( )-SS	$22,467.	$37,799.	$68,385.	$73,117.	$89,397.	$108,545.
L3VVP62-( )-C	$29,442.	$44,773.	$75,359.	$80,092.	$96,373.	$115,518.
L3VVP70-( )-( )	$17,753.	$34,693.	n/a	$67,839.	$84,860.	$102,879.
L3VVP70-( )-SS	$22,052.	$38,995.	n/a	$72,141.	$89,161.	$107,179.
L3VVP70-( )-C	$30,620.	$47,561.	n/a	$80,707.	$97,727.	$115,747.

Order Code

Example:	L3TVP54-118-118-Y-GE6-GE6-Y
L3TVP54	216″ x 72″ rectangular table, plinth edge, four segments
118	Bright White laminate with matching ABS edgeband
118	Bright White painted base and Bright White painted aluminum edge to match
Y	No cutout, segment 1
GE6	Cutout for L46x2 Power Center, center, mid-depth, segment 2
GE6	Cutout for L46x2 Power Center, center, mid-depth, segment 3
Y	No cutout, segment 4

Specify:
1. Pattern number
2. Top finish (including edgeband)
3. Base and Edge profile finish
4. Cut-out options

Finishes

Colored laminate top:
Bright White (suffix 118)
Note: Flat .8mm ABS edgeband to match

Veneer top with ¼″ solid wood edge:
White Ash (suffix A101)
American Walnut (suffix AW)
Natural Oak (suffix ON)
Fumed Oak (suffix OF)
Ebonized Oak (suffix OE)

Coated marble top finishes (polished, satin):
Arabescato (suffix MA, MAS)
Calacatta (suffix MC, MCS)
Grey Marble (suffix GG, GGS)

Engineered Stone top:
Vetro Bianco (suffix VB)

Note: Limited availability based on material sheet size.

Base/Edge finishes:
Polished Stainless Steel/Mirror Chrome (suffix C)
Horizontal Brushed Stainless Steel/anodized aluminum (suffix SS)
White (suffix 118)
Black (suffix R5)

Electrical

Grommet options: ($144 per cutout)
Table may be specified with zero, one or two grommets. All grommets are 2⅞″ diameter. Grommet not available on laminated glass.

No grommets (Y)
Single grommet, center, mid-depth (GGG2)
Single grommet, left, mid-depth (BGG2)
Two grommets, left & right, mid-depth (AGG2)

Power Center Cutout Options: ($144 per cutout)
Tables can be hardwired using pre-wired boxes, or plugged in with cordset boxes. Table top segments may be specified with zero, one or two cutouts. Individual tables have unique cutout options, please refer to the chart below.

Power Centers are available in three sizes and multiple configurations. L42X1 Power Centers feature 2 simplex outlets and either one knockout or two active USB jacks, L43X1 Power Centers feature 3 simplex outlets and either one knockout or two active USB jacks, L46X2 Power Centers feature 6 simplex outlets and either two knockouts or four active USB jacks, or combination of both.

For no Power Center (Y)
For Single Power Center, center, mid-depth (GE2), (GE3), (BE6)
For Single Power Center, left or right of joining section edge, mid-depth (BE2), (BE3), BE6)
For Two Power Centers, left and right, mid-depth (AE2), (AE3), (AE6)

Available Electrical Cut-outs per individual table.
L3TV54
outside sections: Y
inside sections: Y, GE2, GE3, GE6, AE2, AE3, GGG2, AGG2

L3VV60
outside sections: Y, BE2, BE3, BGG2
inside sections: AE2, AE3, GE2, GE3, GE6, AGG2, GGG2

L3VV62
outside: Y, BE2, BE3, BE6, BGG2
inside: Y, AE2, AE3, GE2, GE3, GE6, AGG2, GGG2

L3VV70
outside: Y, BE2, BE3, BGG2
inside: Y, AE2, AE3, GE2, GE3, GE6, AGG2, GGG2

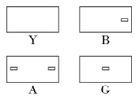

Features

The LSM Conference Table features a distinctive applied edge detail. The extruded aluminum edge detail is available in a plinth edge profile and is finished to match base finish options. To specify the table, select Plinth edge (P); profile is diagramed below.

Plinth edge detail:

Note:
LSM tables are certified Clean Air GOLD.

Debra Lehman-Smith and Ron Fiegenschuh
LSM Conference Table Series with V-Base
Rectangular Five Segment Conference Table with V-Base

Designer(s):
Debra Lehman-Smith and Ron Fiegenschuh, 2012

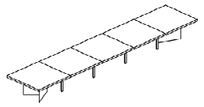

	description	w	d	h	no. of sections	section width	base/edge selection
	L3XV90 V-Base conference table with intermediate legs	300″	60″	29″	5	60″	Paint/Paint
		300″	60″	29″	5	60″	Satin S.S./ Anno. Aluminum
		300″	60″	29″	5	60″	Pol. S.S./ Chrome

pattern number	laminate (_)	veneer (_)	grey marble (GG, GGS)	arabescato (MA, MAS)	calacatta (MC, MCS)
L3XVP90-( )-( )	$20,803.	$41,979.	$89,261.	$111,638.	$134,003.
L3XVP90-( )-SS	$25,066.	$46,243.	$93,526.	$115,901.	$138,266.
L3XVP90-( )-C	$35,572.	$56,750.	$104,030.	$126,407.	$148,772.

Order Code

Example:	L3XVP90-VB-C-BE3-AE3-AE3-AE3-BE3
L3XVP90	360″ x 60″ rectangular table, plinth edge, five segments
VB	Vetro Bianco top
C	Polished stainless steel base and chromed aluminum edge detail
BE3	Cutout for L43x1 Power center, right, mid-depth, segment 1
AE3	Cutout for L43x1 Power Center, left and right, mid-depth, segment 2
AE3	Cutout for L43x1 Power Center, left and right, mid-depth, segment 3
AE3	Cutout forL43x1 Power Center, left and right, mid-depth, segment 4
BE3	Cutout for L43x1 Power center, left, mid-depth, segment 5

Specify:
1. Pattern number
2. Top finish (including edgeband)
3. Base and Edge profile finish
4. Cut-out options

Finishes

Colored laminate top:
Bright White (suffix 118)
Note: Flat .8mm ABS edgeband to match

Veneer top with ¼″ solid wood edge:
White Ash (suffix A101)
American Walnut (suffix AW)
Natural Oak (suffix ON)
Fumed Oak (suffix OF)
Ebonized Oak (suffix OE)

Coated marble top finishes (polished, satin):
Arabescato (suffix MA, MAS)
Calacatta (suffix MC, MCS)
Grey Marble (suffix GG, GGS)

Base/Edge finishes:
Polished Stainless Steel/Mirror Chrome (suffix C)
Horizontal Brushed Stainless Steel/anodized aluminum (suffix SS)
White (suffix 118)
Black (suffix R5)

Electrical

Grommet options: ($144 per cutout)
Table may be specified with zero, one or two grommets. All grommets are 2⅞″ diameter. Grommet not available on laminated glass.

No grommets (Y)
Single grommet, center, mid-depth (GGG2)
Single grommet, left, mid-depth (BGG2)
Two grommets, left & right, mid-depth (AGG2)

Power Center Cutout Options: ($144 per cutout)
Tables can be hardwired using pre-wired boxes, or plugged in with cordset boxes. Table top segments may be specified with zero, one or two cutouts. Individual tables have unique cutout options, please refer to the chart below.

Power Centers are available in three sizes and multiple configurations. L42X1 Power Centers feature 2 simplex outlets and either one knockout or two active USB jacks, L43X1 Power Centers feature 3 simplex outlets and either one knockout or two active USB jacks, L46X2 Power Centers feature 6 simplex outlets and either two knockouts or four active USB jacks, or combination of both.

For no Power Center (Y)
For Single Power Center, center, mid-depth (GE2), (GE3), (BE6)
For Single Power Center, left or right of joining section edge, mid-depth (BE2), (BE3), BE6)
For Two Power Centers, left and right, mid-depth (AE2), (AE3), (AE6)

Available Electrical Cut-outs per individual table.
L3XV90
outside sections: Y, BE2, BE3, BGG2
inside sections: Y, AE2, AE3, GE2, GE3, GE6, AGG2, GGG2

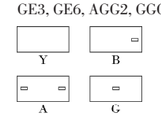

Features

The LSM Conference Table features a distinctive applied edge detail. The extruded aluminum edge detail is available in a plinth edge profile and is finished to match base finish options. To specify the table, select Plinth edge (P); profile is diagramed below.

Plinth edge detail:



Note:
LSM tables are certified Clean Air GOLD.

Debra Lehman-Smith and Ron Fiegenschuh
LSM Conference Table Series with V-Base
Rectangular Six Segment Conference Table with V-Base

Designer(s):
Debra Lehman-Smith and Ron Fiegenschuh, 2012

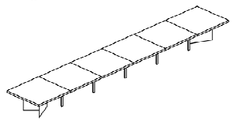

	description	w	d	h	no. of sections	section width	base/edge selection
	L3VV72 V-Base conference table with intermediate legs 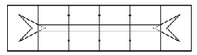	288″	72″	29″	6	48″	Paint/Paint
		288″	72″	29″	6	48″	Satin S.S./ Anno. Aluminum
		288″	72″	29″	6	48″	Pol. S.S./ Chrome
	L3XV92 V-Base conference table with intermediate legs 	360″	60″	29″	6	60″	Paint/Paint
		360″	60″	29″	6	60″	Satin S.S./ Anno Aluminum
		360″	60″	29″	6	60″	Pol. S.S./ Chrome
	L3XV94 V-Base conference table with intermediate legs	360″	72″	29″	6/8	60″/45″	Paint/Paint
		360″	72″	29″	6/8	60″/45″	Satin S.S./ Anno. Aluminum
		360″	72″	29″	6/8	60″/45″	Pol. S.S./ Chrome

pattern number	laminate (_)	veneer (_)	engineered stone (VB)	grey marble (GG, GGS)	arabescato (MA, MAS)	calacatta (MC, MCS)
L3VVP72-( )-( )	$24,637.	$47,633.	$93,870.	$100,974.	$125,389.	$154,106.
L3VVP72-( )-SS	$29,558.	$52,555.	$98,790.	$105,896.	$130,310.	$159,028.
L3VVP72-( )-C	$40,685.	$63,680.	$109,918.	$117,022.	$141,437.	$170,156.
L3XVP92-( )-( )	$22,802.	$48,213.	n/a	$106,369.	$133,661.	$160,963.
L3XVP92-( )-SS	$27,032.	$52,442.	n/a	$110,597.	$137,886.	$165,190.
L3XVP92-( )-C	$39,477.	$64,888.	n/a	$123,042.	$150,335.	$177,638.
L3XVP94-( )-( )	$25,316.	$56,123.	$120,509.	$123,792.	$154,348.	$190,299.
L3XVP94-( )-SS	$30,237.	$61,045.	$125,366.	$128,650.	$159,203.	$195,155.
L3XVP94-( )-C	$41,365.	$72,169.	$139,054.	$153,475.	$184,028.	$219,979.

Order Code

Example:	L3VVP72-MA-SS-Y-AE2-AE2-AE2-AE2-Y
L3VVP72	288″ x 72″ rectangular table, plinth edge, six segments
MA	Polished Arabescato marble top
SS	Horizontal brushed stainless steel base and anodized aluminum edge detail to match
Y	Cutout for L46x2 Power Center, right, mid-depth, segment B
AE2	Cutout for L46x2 Power Center, left and right, mid-depth, segment B
AE2	Cutout for L46x2 Power Center, left and right, mid-depth, segment B
AE2	Cutout for L46x2 Power Center, left and right, mid-depth, segment B
AE2	Cutout for L46x2 Power Center, left and right, mid-depth, segment B
Y	Cutout for L46x2 Power Center, left, mid-depth, segment B

Specify:
1. Pattern number
2. Top finish (including edgeband)
3. Base and Edge profile finish
4. Cut-out options

Finishes

Colored laminate top:
Bright White (suffix 118)
Note: Flat .8mm ABS edgeband to match

Veneer top with ¼″ solid wood edge:
White Ash (suffix A101)
American Walnut (suffix AW)
Natural Oak (suffix ON)
Fumed Oak (suffix OF)
Ebonized Oak (suffix OE)

Coated marble top finishes (polished, satin):
Arabescato (suffix MA, MAS)
Calacatta (suffix MC, MCS)
Grey Marble (suffix GG, GGS)

Engineered Stone top:
Vetro Bianco (suffix VB)

Note: Limited availability based on material sheet size.

Base/Edge finishes:
Polished Stainless Steel/Mirror Chrome (suffix C)
Horizontal Brushed Stainless Steel/anodized aluminum (suffix SS)
White (suffix 118)
Black (suffix R5)

Electrical

Grommet options: ($144 per cutout)
Table may be specified with zero, one or two grommets. All grommets are 2⅞″ diameter. Grommet not available on laminated glass.

No grommets (Y)
Single grommet, center, mid-depth (GGG2)
Single grommet, left, mid-depth (BGG2)
Two grommets, left & right, mid-depth (AGG2)

Power Center Cutout Options: ($144 per cutout)
Tables can be hardwired using pre-wired boxes, or plugged in with cordset boxes. Table top segments may be specified with zero, one or two cutouts. Individual tables have unique cutout options, please refer to the chart below.

Power Centers are available in three sizes and multiple configurations. L42X1 Power Centers feature 2 simplex outlets and either one knockout or two active USB jacks, L43X1 Power Centers feature 3 simplex outlets and either one knockout or two active USB jacks, L46X2 Power Centers feature 6 simplex outlets and either two knockouts or four active USB jacks, or combination of both.

For no Power Center (Y)
For Single Power Center, center, mid-depth (GE2), (GE3), (BE6)
For Single Power Center, left or right of joining section edge, mid-depth (BE2), (BE3), BE6)
For Two Power Centers, left and right, mid-depth (AE2), (AE3), (AE6)

Available Electrical Cut-outs per individual table.
L3VV72
outside sections: Y
inside sections: Y, GE2, GE3, GE6, AE2, AE3, GGG2, AGG2

L3XV92
outside sections: Y, BE2, BE3, BGG2
inside sections: Y, GE2, GE3, GE6, AE2, AE3, GGG2, AGG2

L3XV94
outside: Y, BE2, BE3, BGG2
inside: Y, GE2, GE3, GE6, AE2, AE3, GGG2, AGG2

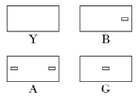

Features

The LSM Conference Table features a distinctive applied edge detail. The extruded aluminum edge detail is available in a plinth edge profile and is finished to match base finish options. To specify the table, select Plinth edge (P); profile is diagramed below.

Plinth edge detail:

Note:
LSM tables are certified Clean Air GOLD.

Debra Lehman-Smith and Ron Fiegenschuh
LSM Conference Table Series with L-Legs
Configuration and Product Information

Below are the three general configurations of the LSM L-Leg conference tables: square, rectangular with four legs, and rectangular with four corner legs and intermediate support legs

The L-Leg design maximizes leg clearance using an under table support structure that allows for a 120″ wide table with the use of just four legs. Tables wider than 120″ are supported with an inset intermediate supporting leg

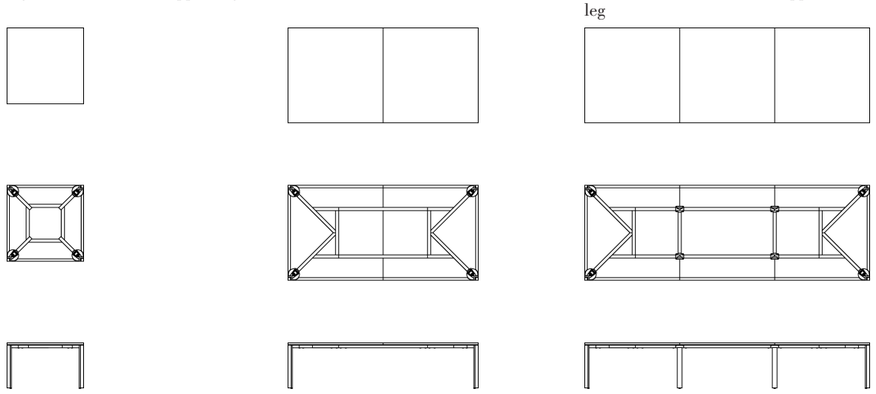

L3SL(P,S)48
One segment, 48″ square with four corner L-Legs

L3SL(P,S)32
Two segment, 120″ wide and 60″ deep with four corner L-Legs

L3TL(P,S)52
Three segment, 180″ wide and 60″ deep with four corner L-Legs and four inset T-shaped intermediate supporting legs

L-Leg
Aluminum extruded L-shaped corner leg with adjustable glide, or fixed L-shaped glide

T-Leg
Aluminum extruded T-shaped intermediate support leg with adjustable glide, or fixed T-shaped glide

Ordering Information

Specify:
1. Pattern Number, indicating either Plinth (suffix P) or Surround edge detail (suffix S)
2. Top finish
3. Base/edge detail finish
4. Power Center cut-out option, per section

Construction

Top:
Plastic laminate and wood veneer, 1 3/16″ thick; 3-ply solid particle fiberboard core with balanced backer sheet. Veneer tops come with matching 1/4″ solid lumber exterior edges and veneer self-edge at joining section edges. Plastic laminate tops are edged with matching .8mm ABS flat edge band.

The LSM Conference Table Series features two distinctive applied edge details for all top finishes. The extruded aluminum edge details are available in two profiles and are finished to match base finish options. To specify the table, select either Plinth (P) or partial Surround (S)*; profiles are diagramed below:

*Partial Surround only available on glass top.

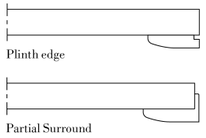

Plinth edge

Partial Surround

LSM Power center electrical hubs for table top access. Individual tables have cut-out options per section, per table. See chart below:

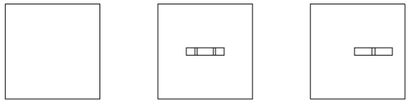

Y GE2, GE3, GE6 BE2, BE3, BE6

Pattern no.	Outside segment	Inside segment
L3-RL(P)48	Y, GE2, GE3, GGG2	
L3-RL(P,S)52	Y, GE2, GE3, GE6, GGG2	
L3-SL(P)48	Y, GE2, GE3, GGG2	
L3-RL(P)00	Y, GE2, GE3, GE6, GGG2	
L3-RL(P)02	Y, GE2, GE3, GE6, GGG2	
L3-RL(P)04	Y, GE2, GE3, GE6, GGG2	
L3-SL(P)20	Y, BE2, BGG2	
L3-SL(P)22	Y, BE2, BE3, BGG2	
L3-SL(P)24	Y, BE2, BE3, BE6, BGG2	
L3-TL(P)40	Y, BE2, BGG2	Y, GE2, GE3, GE6, GGG2
L3-TL(P)42	Y, BE2, BE3, BGG2	Y, GE2, GE3, GE6, GGG2
L3-TL(P)44	Y, BE2, BE3, BE6, BGG2	Y, GE2, GE3, GE6, GGG2
L3-VL(P)60	Y, BE2, BE3, BGG2	Y, GE2, GE3, GE6, GGG2
L3-VL(P)62	Y, BE2, BE3, BE6, BGG2	Y, GE2, GE3, GE6, GGG2
L3-XL(P)80	Y, BE2, BE3, BGG2	Y, GE2, GE3, GE6, GGG2
L3-XL(P)82	Y, BE2, BE3, BE6, BGG2	Y, GE2, GE3, GE6, GGG2
L3-SL(P,S)60	Y, GE2, GE3, GE6, GGG2	
L3-RL(P)10	Y, GE2, GE3, GE6, GGG2	
L3-RL(P)12	Y, GE2, GE3, GGG2	
L3-RL(P)14	Y, GE2, GE3, GE6, GGG2	
L3-SL(P)30	Y, BE2, BGG2	
L3-SL(P)32	Y, BE2, BE3, BGG2	
L3-SL(P)34	Y, BE2, BE3, BE6, BGG2	
L3-TL(P)50	Y, BE2, BGG2	Y, GE2, GE3, GE6, GGG2
L3-TL(P)52	Y, BE2, BE3, BGG2	Y, GE2, GE3, GE6, GGG2
L3-TL(P)54	Y, BE2, BE3, BE6, BGG2	Y, GE2, GE3, GE6, GGG2
L3-VL(P)70	Y, BE2, BE3, BGG2	Y, GE2, GE3, GE6, GGG2
L3-VL(P)72	Y, BE2, BE3, BE6, BGG2	Y, GE2, GE3, GE6, GGG2
L3-XL(P)90	Y, BE2, BE3, BGG2	Y, GE2, GE3, GE6, GGG2
L3-XL(P)92	Y, BE2, BE3, BGG2	Y, GE2, GE3, GE6, BGG2

Power Center Cutout Options:
$125. Per cut out, per section
Y - No Cut Outs
BE2 - 2X1 Power Center, center on depth, one side location
BE3 - 3X1 Power Center, center on depth, one side location
BE6 - 6X2 Power Center, center on depth, one side location
GE2 - 2X1 Power Center, center on depth, center on width
GE3 - 3X1 Power Center, center on depth, center on width
GE6 - 6X2 Power Center, center on depth, center on width

Leg and frame
The L-Leg conference tables feature extruded aluminum legs that connect to the table surface with four adjustable aluminum corner castings that allows for precise alignment with the tables edge. A steel sub-structure spans the table's width and provides rigid support for all material options

Leveling:
Three leveling glides are located within each v-base column and feature a glide-shroud that eliminates any light gap due to irregularities in the floor

Electrical Options:
Compatible with either a 2 5/8″ grommet, or the LSM Power Center electrical hubs for table top electrical access; individual tables have unique cut-out options per table size

Shipping:
Tops, legs, intermediate legs and supporting rails are shipped separately. Tops are predrilled for attachment to legs and support rails

Debra Lehman-Smith and Ron Fiegenschuh
LSM Conference Table Series with L-Legs
Rectangular Conference Table with L-Legs

Designer(s):
Debra Lehman-Smith and Ron Fiegenschuh, 2012

description	w	d	h	no. of sections	no. of legs	base/edge selection
L3RL48 L-Leg conference table	72″	42″	29″	1	4	Paint/ Annodized
	72″	42″	29″	1	4	Chrome
L3RL52 L-Leg conference table	84″	42″	29″	1	4	Paint/ Annodized
	84″	42″	29″	1	4	Chrome
L3SL48 L-Leg conference table	48″	48″	29″	1	4	Paint/ Annodized
	48″	48″	29″	1	4	Chrome
L3RL00 L-Leg conference table	72″	48″	29″	1	4	Paint/ Anodized
	72″	48″	29″	1	4	Chrome
L3RL02 L-Leg conference table	84″	48″	29″	1	4	Chrome
	84″	48″	29″	1	4	Paint/ Anodized
L3RL04 L-Leg conference table	96″	48″	29″	1	4	Paint/ Anodized
	96″	48″	29″	1	4	Chrome
L3SL60 L-Leg conference table	60″	60″	29″	1	4	Paint/ Annodized
	60″	60″	29″	1	4	Chrome

pattern no.	laminate	veneer	engineered stone (VB)	grey marble (GG, GGS)	arabescato (MA, MAS)	calacatta (MC, MCS)	Laminted glass (ALG)
L3RLP48-( )-( )	$4,517.	$7,514.	$12,196.	$12,653.	$15,363.	$19,324.	
L3RLP48-( )-C	$9,312.	$12,504.	$17,649.	$18,131.	$20,996.	$25,180.	
L3RL(P,S)52-( )-( )	$4,686.	$8,272.	$13,791.	$14,321.	$17,490.	$22,120.	$32,722.
L3RL(P,S)52-( )-C	$9,918.	$13,735.	$19,781.	$20,338.	$23,686.	$28,582.	$37,929.
L3SLP48-( )-( )	$3,905.	$6,003.	$9,629.	$10,321.	$12,047.	$15,074.	
L3SLP48-( )-C	$8,049.	$10,281.	$14,288.	$15,019.	$16,842.	$20,041.	
L3RLP00-( )-( )	$4,658.	$8,147.	$12,117.	$12,562.	$17,152.	$19,101.	
L3RLP00-( )-C	$9,459.	$13,174.	$17,559.	$18,029.	$22,880.	$24,941.	
L3RLP02-( )-C	$10,140.	$14,387.	$21,446.	$22,091.	$25,910.	$31,492.	
L3RLP02-( )-( )	$4,899.	$8,888.	$15,371.	$15,982.	$19,597.	$24,878.	
L3RLP04-( )-( )	$5,103.	$9,745.	$17,177.	$17,867.	$22,001.	$28,033.	
L3RLP04-( )-C	$9,770.	$14,711.	$22,734.	$23,464.	$27,831.	$34,206.	
L3SL(P,S)60-( )-( )	$4,390.	$8,129.	n/a	$14,254.	$17,487.	$22,197.	$32,458.
L3SL(P,S)60-( )-C	$8,527.	$12,508.	n/a	$19,134.	$22,548.	$27,528.	$36,508.

Order Code

Example:	L3RLP48-MAS-SS-GE2
L3RLP48	72″ x 42″ rectangular table, plinth edge, one segment
MAS	Satin Coated Arabescato top
SS	Brushed anodized aluminum legs, stainless finish edge
GE2	Cutout for L42x1 Power Center, center, mid-depth

Specify:
1. Pattern number
2. Top finish (including edgeband)
3. Base and Edge profile finish
4. Cut-out options
5. Grommet finish (optional)

Finishes

Colored laminate top:
Bright White (suffix 118)
Note: Flat .8mm ABS edgeband to match

Veneer top with ¼″ solid wood edge:
White Ash (suffix A101)
American Walnut (suffix AW)
Natural Oak (suffix ON)
Fumed Oak (suffix OF)
Ebonized Oak (suffix OE)

Coated marble top finishes:
Arabescato (suffix MA, MAS)
Calacatta (suffix MC, MCS)
Grey Marble (suffix GG, GGS)

Engineered Stone top:
Vetro Bianco (suffix VB)

Note: Limited availability based on material sheet size.

Laminated Glass top:
Woven aluminum wire (suffix ALG)

Leg/Edge finishes:
Polished Stainless Steel/Mirror Chrome (suffix C)
Horizontal Brushed Stainless Steel/anodized aluminum (suffix SS)
White (suffix 118)
Black (suffix R5)

Electrical

Grommet options: ($144 per cutout)
Tables may be specified with zero, one or two grommets per section. All grommets are 2⅜″ diameter. For detailed information, consult page 212

No grommets (Y)
Single grommet, center, mid-depth (GGG2)
Single grommet, left, mid-depth (BGG2)

Power Center Cutout Options: ($144 per cutout)
Tables can be hardwired using pre-wired boxes, or plugged in with cordset boxes. Table top segments may be specified with zero, one or two cutouts. Individual tables have unique cutout options, please refer to the chart below.

Power Centers are available in three sizes and multiple configurations. L42X1 Power Centers feature 2 simplex outlets and either one knockout or two active USB jacks, L43X1 Power Centers feature 3 simplex outlets and either one knockout or two active USB jacks, L46X2 Power Centers feature 6 simplex outlets and either two knockouts or four active USB jacks, or combination of both.

For no Power Center (Y)
For Single Power Center, center, mid-depth (GE2), (GE3), (BE6)
For Single Power Center, left or right of joining section edge, mid-depth (BE2), (BE3), (BE6)

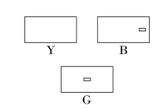

Available Electrical Cut-outs per individual table.
L3RL48: Y, GE2, GE3, GGG2
L3RL52: Y, GE2, GE3, GE6, GGG2
L3SL48: Y, GE2, GE3, GGG2
L3RL00: Y, GE2, GE3, GE6, GGG2
L3RL02: Y, GE2, GE3, GE6, GGG2
L3RL04: Y, GE2, GE3, GE6, GGG2
L3SL60: Y, GE2, GE3, GE6, GGG2
L3RL14: Y, GE2, GE3, GE6, GGG2
L3RL10: Y, GE2, GE3, GE6, GGG2
L3RL12: Y, GE2, GE3, GGG2
L3RL14: Y, GE2, GE3, GE6, GGG2

Features

The LSM Conference Table features a distinctive applied edge detail. The extruded aluminum edge detail is available in a plinth edge profile and is finished to match base finish options. To specify the table, select Plinth edge (P); profile is diagramed below.

Plinth edge detail:

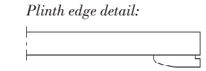

Note:
LSM tables are certified Clean Air GOLD.

Debra Lehman-Smith and Ron Fiegenschuh
LSM Conference Table Series with L-Legs
Rectangular Conference Table with L-Legs

Designer(s):
Debra Lehman-Smith and Ron Fiegenschuh, 2012

	description	w	d	h	no. of sections	no. of legs	base/edge selection
	L3RL10 L-Leg conference table	72″	60″	29″	1	4	Paint/ Anodized
		72″	60″	29″	1	4	Chrome
	L3RL12 L-Leg conference table	84″	60″	29″	1	4	Chrome
		84″	60″	29″	1	4	Paint/ Anodized
	L3RL14 L-Leg conference table	96″	60″	29″	1	4	Chrome
		96″	60″	29″	1	4	Paint/ Anodized

pattern no.	laminate	veneer	engineered stone (VB)	grey marble (GG, GGS)	arabescato (MA, MAS)	calacatta (MC, MCS)	Laminted glass (ALG)
L3RLP10-( )-( )	$4,898.	$9,500.	n/a	$16,940.	$20,820.	$26,488.	
L3RLP10-( )-C	$9,702.	$14,601.	n/a	$22,643.	$26,743.	$32,733.	
L3RLP12-( )-C	$10,519.	$16,106.	n/a	$25,730.	$30,505.	$37,480.	
L3RLP12-( )-( )	$5,448.	$10,689.	n/a	$19,622.	$24,139.	$30,741.	
L3RLP14-( )-C	$10,140.	$16,603.	n/a	$27,577.	$33,050.	$41,036.	
L3RLP14-( )-( )	$5,462.	$11,537.	n/a	$21,772.	$26,954.	$34,509.	

Order Code

Example:	L3RLP48-MAS-SS-GE2
L3RLP48	72″ x 42″ rectangular table, plinth edge, one segment
MAS	Satin Coated Arabescato top
SS	Brushed anodized aluminum legs, stainless finish edge
GE2	Cutout for L42x1 Power Center, center, mid-depth

Specify:
1. Pattern number
2. Top finish (including edgeband)
3. Base and Edge profile finish
4. Cut-out options
5. Grommet finish (optional)

Finishes

Colored laminate top:
Bright White (suffix 118)
Note: Flat .8mm ABS edgeband to match

Veneer top with ¼″ solid wood edge:
White Ash (suffix A101)
American Walnut (suffix AW)
Natural Oak (suffix ON)
Fumed Oak (suffix OF)
Ebonized Oak (suffix OE)

Coated marble top finishes:
Arabescato (suffix MA, MAS)
Calacatta (suffix MC, MCS)
Grey Marble (suffix GG, GGS)

Engineered Stone top:
Vetro Bianco (suffix VB)

Note: Limited availability based on material sheet size.

Laminated Glass top:
Woven aluminum wire (suffix ALG)

Leg/Edge finishes:
Polished Stainless Steel/Mirror Chrome (suffix C)
Horizontal Brushed Stainless Steel/anodized aluminum (suffix SS)
White (suffix 118)
Black (suffix R5)

Electrical

Grommet options: ($144 per cutout)
Tables may be specified with zero, one or two grommets per section. All grommets are 2⅞″ diameter. For detailed information, consult page 212

No grommets (Y)
Single grommet, center, mid-depth (GGG2)
Single grommet, left, mid-depth (BGG2)

Power Center Cutout Options: ($144 per cutout)
Tables can be hardwired using pre-wired boxes, or plugged in with cordset boxes. Table top segments may be specified with zero, one or two cutouts. Individual tables have unique cutout options, please refer to the chart below.

Power Centers are available in three sizes and multiple configurations. L42X1 Power Centers feature 2 simplex outlets and either one knockout or two active USB jacks, L43X1 Power Centers feature 3 simplex outlets and either one knockout or two active USB jacks, L46X2 Power Centers feature 6 simplex outlets and either two knockouts or four active USB jacks, or combination of both.

For no Power Center (Y)
For Single Power Center, center, mid-depth (GE2), (GE3), (BE6)
For Single Power Center, left or right of joining section edge, mid-depth (BE2), (BE3), (BE6)

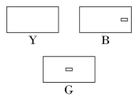

Available Electrical Cut-outs per individual table.
L3RL48: Y, GE2, GE3, GGG2
L3RL52: Y, GE2, GE3, GE6, GGG2
L3SL48: Y, GE2, GE3, GGG2
L3RL00: Y, GE2, GE3, GE6, GGG2
L3RL02: Y, GE2, GE3, GE6, GGG2
L3RL04: Y, GE2, GE3, GE6, GGG2
L3SL60: Y, GE2, GE3, GE6, GGG2
L3RL14: Y, GE2, GE3, GE6, GGG2
L3RL10: Y, GE2, GE3, GE6, GGG2
L3RL12: Y, GE2, GE3, GGG2
L3RL14: Y, GE2, GE3, GE6, GGG2

Features

The LSM Conference Table features a distinctive applied edge detail. The extruded aluminum edge detail is available in a plinth edge profile and is finished to match base finish options. To specify the table, select Plinth edge (P); profile is diagramed below.

Plinth edge detail:

Note:
LSM tables are certified Clean Air GOLD.

Debra Lehman-Smith and Ron Fiegenschuh
LSM Conference Table Series with L-Legs
Rectangular Two Segment Conference Table with L-Legs

Designer(s):
Debra Lehman-Smith and Ron Fiegenschuh, 2012

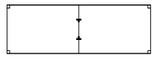

	description	w	d	h	no. of sections	section width	no. of legs	base/edge selection
	L3SL20 L-Leg conference table	108″	48″	29″	2	54″	4	Chrome
		108″	48″	29″	2	54″	4	Paint/ Anodized
	L3SL22 L-Leg conference table	120″	48″	29″	2	60″	4	Chrome
		120″	48″	29″	2	60″	4	Paint/ Anodized
	L3SL24 L-Leg conference table	144″	48″	29″	2	72″	6	Chrome
		144″	48″	29″	2	72″	6	Paint/ Anodized
	L3SL30 L-Leg conference table	108″	60″	29″	2	54″	4	Chrome
		108″	60″	29″	2	54″	4	Paint/ Anodized
	L3SL32 L-Leg conference table	120″	60″	29″	2	60″	4	Chrome
		120″	60″	29″	2	60″	4	Paint/ Anodized
	L3SL34 L-Leg conference table	144″	60″	29″	2	72″	6	Chrome
		144″	60″	29″	2	72″	6	Paint/ Anodized

pattern no.	laminate	veneer	engineered stone (VB)	grey marble (GG, GGS)	arabescato (MA, MAS)	calacatta (MC, MCS)
L3SLP20-( )-C	$11,111.	$18,243.	$26,942.	$27,758.	$32,672.	$39,842.
L3SLP20-( )-( )	$6,072.	$11,082.	$19,051.	$19,822.	$24,473.	$31,259.
L3SLP22-( )-C	$13,044.	$19,460.	$28,734.	$29,646.	$35,120.	$43,105.
L3SLP22-( )-( )	$6,198.	$12,225.	$20,747.	$21,609.	$26,790.	$34,344.
L3SLP24-( )-C	$15,189.	$22,620.	$34,357.	$35,450.	$42,008.	$51,582.
L3SLP24-( )-( )	$7,077.	$14,056.	$24,857.	$25,893.	$32,096.	$41,157.
L3SLP30-( )-C	$13,301.	$20,718.	$31,329.	$32,348.	$38,499.	$47,470.
L3SLP30-( )-( )	$6,453.	$13,419.	$23,217.	$24,180.	$30,000.	$38,490.
L3SLP32-( )-C	$14,203.	$23,090.	n/a	$34,750.	$41,585.	$51,566.
L3SLP32-( )-( )	$7,301.	$15,648.	n/a	$26,453.	$32,923.	$42,368.
L3SLP34-( )-C	$15,381.	$25,178.	n/a	$41,169.	$49,357.	$61,311.
L3SLP34-( )-( )	$7,269.	$16,474.	n/a	$31,318.	$39,067.	$50,382.

Order Code

Example:	L3SLP20-MC-SS-BE2-BE2
L3SL20	108″ x 48″ rectangular table, plinth edge, two segments
MC	Coated Calacatta top
SS	Brushed anodized aluminum legs, stainless finish edge
BE2	Cutout for L42x1 Power Center, left of joining edge section, mid-depth, segment 1
BE2	Cutout for L42x1 Power Center, right of joining edge section, mid-depth, segment 2

Specify:
1. Pattern number
2. Top finish (including edgeband)
3. Base and Edge profile finish
4. Cut-out options
5. Grommet finish (optional)

Finishes

Colored laminate top:
Bright White (suffix 118)
Note: Flat .8mm ABS edgeband to match

Veneer top with ½″ solid wood edge:
White Ash (suffix A101)
American Walnut (suffix AW)
Natural Oak (suffix ON)
Fumed Oak (suffix OF)
Ebonized Oak (suffix OE)

Coated marble top finishes:
Arabescato (suffix MA, MAS)
Calacatta (suffix MC, MCS)
Grey Marble (suffix GG, GGS)

Engineered Stone top:
Vetro Bianco (suffix VB)

Note: Limited availability based on material sheet size.

Leg/Edge finishes:
Polished Stainless Steel/Mirror Chrome (suffix C)
Horizontal Brushed Stainless Steel/anodized aluminum (suffix SS)
White (suffix 118)
Black (suffix R5)

Electrical

Grommet options: ($144 per cutout)
Tables may be specified with zero, one or two grommets per section. All grommets are 2⅞″ diameter. For detailed information, consult page 212

No grommets (Y)
Single grommet, center, mid-depth (GGG2)
Single grommet, left, mid-depth (BGG2)

Power Center Cutout Options: ($144 per cutout)
Tables can be hardwired using pre-wired boxes, or plugged in with cordset boxes. Table top segments may be specified with zero, one or two cutouts. Individual tables have unique cutout options, please refer to the chart below.

Power Centers are available in three sizes and multiple configurations. L42X1 Power Centers feature 2 simplex outlets and either one knockout or two active USB jacks, L43X1 Power Centers feature 3 simplex outlets and either one knockout or two active USB jacks, L46X2 Power Centers feature 6 simplex outlets and either two knockouts or four active USB jacks, or combination of both.

For no Power Center (Y)
For Single Power Center, center, mid-depth (GE2), (GE3), (BE6)
For Single Power Center, left or right of joining section edge, mid-depth (BE2), (BE3), BE6)

Available Electrical Cut-outs per individual table.
L3SL20: Y, BE2, BGG2
L3SL22: Y, BE2, BE3, BGG2
L3SL24: Y, BE2, BE3, BE6, BGG2
L3SL30: Y, BE2, BGG2
L3SL32: Y, BE2, BE3, BGG2
L3SL34: Y, BE2, BE3, BE6, BGG2

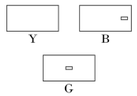

Features

The LSM Conference Table features a distinctive applied edge detail. The extruded aluminum edge detail is available in a plinth edge profile and is finished to match base finish options. To specify the table, select Plinth edge (P); profile is diagramed below.

Plinth edge detail:



Note:
LSM tables are certified Clean Air GOLD.

Debra Lehman-Smith and Ron Fiegenschuh
LSM Conference Table Series with L-Legs
Rectangular Three Segment Conference Table with L-Legs

Designer(s):
Debra Lehman-Smith and Ron Fiegenschuh, 2012

	description	w	d	h	no. of sections	section width	no. of legs	base/edge selection
	L3TL40 L-Leg conference table	162″	48″	29″	3	54″	8	Chrome
		162″	48″	29″	3	54″	8	Paint/ Anodized
	L3TL42 L-Leg conference table	180″	48″	29″	3	60″	8	Chrome
		180″	48″	29″	3	60″	8	Paint/ Anodized
	L3TL44 L-Leg conference table	216″	48″	29″	3	72″	8	Chrome
		216″	48″	29″	3	72″	8	Paint/ Anodized
	L3TL50 L-Leg conference table	162″	60″	29″	3	54″	8	Chrome
		162″	60″	29″	3	54″	8	Paint/ Anodized
	L3TL52 L-Leg conference table	180″	60″	29″	3	60″	8	Paint/ Anodized
		180″	60″	29″	3	60″	8	Chrome
	L3TL54 L-Leg conference table	216″	60″	29″	3	72″	8	Chrome
		216″	60″	29″	3	72″	8	Paint/ Anodized

pattern no.	laminate	veneer	engineered stone (VB)	grey marble (GG, GGS)	arabescato (MA, MAS)	calacatta (MC, MCS)
L3TLP40-( )-C	$20,054.	$28,057.	$41,428.	$42,675.	$50,101.	$60,940.
L3TLP40-( )-( )	$8,713.	$16,228.	$28,426.	$29,606.	$36,633.	$46,888.
L3TLP42-( )-C	$20,725.	$30,349.	$44,379.	$45,753.	$53,942.	$65,895.
L3TLP42-( )-( )	$9,063.	$18,105.	$30,922.	$32,220.	$39,969.	$51,284.
L3TLP44-( )-C	$20,821.	$31,969.	$49,558.	$51,201.	$61,042.	$75,398.
L3TLP44-( )-( )	$9,465.	$19,935.	$36,151.	$37,704.	$47,017.	$60,606.
L3TLP50-( )-C	$20,539.	$31,665.	$47,940.	$49,496.	$58,790.	$72,356.
L3TLP50-( )-( )	$9,181.	$19,631.	$34,602.	$36,073.	$44,869.	$57,705.
L3TLP52-( )-( )	$10,152.	$20,679.	n/a	$39,227.	$48,926.	$63,083.
L3TLP52-( )-C	$20,841.	$32,782.	n/a	$52,829.	$63,078.	$78,038.
L3TLP54-( )-C	$21,231.	$35,929.	n/a	$73,792.	$90,189.	$114,121.
L3TLP54-( )-( )	$9,861.	$23,667.	n/a	$59,099.	$74,616.	$97,264.

Order Code

Example:	L3TLP40-35-114-114-Y-GE6-Y
L3TLP40	162″ x 48″ rectangular table, plinth edge, three segments
114	Folkstone Grey laminate with matching ABS edgeband
114	Folkstone Grey painted legs and Folkstone Grey painted aluminum edge to match
Y	No cutout, segment 1
GE6	Cutout for L46x2 Power Center, center, mid-depth, segment 2
Y	No cutout, segment 3

Specify:
1. Pattern number
2. Top finish (including edgeband)
3. Base and Edge profile finish
4. Cut-out options
5. Grommet finish (optional)

Finishes

Colored laminate top:
Bright White (suffix 118)
Note: Flat .8mm ABS edgeband to match

Veneer top with ¼″ solid wood edge:
White Ash (suffix A101)
American Walnut (suffix AW)
Natural Oak (suffix ON)
Fumed Oak (suffix OF)
Ebonized Oak (suffix OE)

Coated marble top finishes:
Arabescato (suffix MA, MAS)
Calacatta (suffix MC, MCS)
Grey Marble (suffix GG, GGS)

Engineered Stone top:
Vetro Bianco (suffix VB)

Note: Limited availability based on material sheet size.

Leg/Edge finishes:
Polished Stainless Steel/Mirror Chrome (suffix C)
Horizontal Brushed Stainless Steel/anodized aluminum (suffix SS)
White (suffix 118)
Black (suffix R5)

Electrical

Grommet options: ($144 per cutout)
Tables may be specified with zero, one or two grommets per section. All grommets are 2⅞″ diameter. For detailed information, consult page 212

No grommets (Y)
Single grommet, center, mid-depth (GGG2)
Single grommet, left, mid-depth (BGG2)

Power Center Cutout Options: ($144 per cutout)
Tables can be hardwired using pre-wired boxes, or plugged in with cordset boxes. Table top segments may be specified with zero, one or two cutouts. Individual tables have unique cutout options, please refer to the chart below.

Power Centers are available in three sizes and multiple configurations. L42X1 Power Centers feature 2 simplex outlets and either one knockout or two active USB jacks, L43X1 Power Centers feature 3 simplex outlets and either one knockout or two active USB jacks, L46X2 Power Centers feature 6 simplex outlets and either two knockouts or four active USB jacks, or combination of both.

For no Power Center (Y)
For Single Power Center, center, mid-depth (GE2), (GE3), (BE6)
For Single Power Center, left or right of joining section edge, mid-depth (BE2), (BE3), BE6)

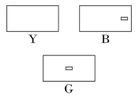

Available Electrical Cut-outs per individual table.
L3TL40
outside sections: Y, BE2, BGG2
inside sections: Y, GE2, GE3, GE6, GGG2

L3TL42
outside sections: Y, BE2, BE3, BGG2
inside sections: Y, GE2, GE3, GE6, GGG2

L3TL44
outside: Y, BE2, BE3, BGG2
inside: Y, GE2, GE3, GE6, GGG2

L3TL50
outside sections: Y, BE2, BGG2
inside sections: Y, GE2, GE3, GGG2

L3TL52
outside sections: Y, BE2, BE3, BGG2
inside sections: Y, GE2, GE3, GE6, GGG2

L3TL54
outside: Y, BE2, BE3, BE6, BGG2
inside: Y, GE2, GE3, GE6, GGG2

Features

The LSM Conference Table features a distinctive applied edge detail. The extruded aluminum edge detail is available in a plinth edge profile and is finished to match base finish options. To specify the table, select Plinth edge (P); profile is diagramed below.

Plinth edge detail:

Note:
LSM tables are certified Clean Air GOLD.

Debra Lehman-Smith and Ron Fiegenschuh
LSM Conference Table Series with L-Legs
Rectangular Four Segment Conference Table with L-Legs

Designer(s):
Debra Lehman-Smith and Ron Fiegenschuh, 2012

	description	w	d	h	no. of sections	section width	no. of legs	base/edge selection
	L3VL60 L-Leg conference table	240″	48″	29″	4	60″	10	Paint/ Anodized
		240″	48″	29″	4	60″	10	Chrome
	L3VL62 L-Leg conference table	288″	48″	29″	4	72″	10	Paint/ Anodized
		288″	48″	29″	4	72″	10	Chrome
	L3VL70 L-Leg conference table	240″	60″	29″	4	60″	10	Paint/ Anodized
		240″	60″	29″	4	60″	10	Chrome
	L3VL72 L-Leg conference table	288″	60″	29″	4	72″	10	Paint/ Anodized
		288″	60″	29″	4	72″	10	Chrome

pattern no.	laminate	veneer top	engineered stone (VB)	grey marble (GG, GGS)	arabescato (MA, MAS)	calacatta (MC, MCS)
L3VLP60-( )-( )	$11,268.	$23,321.	$43,509.	$44,260.	$57,097.	$70,708.
L3VLP60-( )-C	$25,900.	$38,733.	$60,669.	$61,463.	$75,029.	$89,410.
L3VLP62-( )-( )	$11,676.	$30,392.	$50,924.	$51,836.	$67,254.	$83,574.
L3VLP62-( )-C	$26,334.	$46,259.	$68,504.	$69,470.	$85,762.	$103,006.
L3VLP70-( )-( )	$11,699.	$26,655.	n/a	$54,124.	$70,229.	$87,282.
L3VLP70-( )-C	$26,343.	$42,267.	n/a	$71,871.	$88,899.	$106,911.
L3VLP72-( )-( )	$12,217.	$30,626.	n/a	$63,708.	$83,044.	$103,517.
L3VLP72-( )-C	$26,896.	$46,494.	n/a	$81,998.	$102,431.	$124,067.

Order Code

Example:	L3VLP60-ON-C-BE3-GE3-GE3-BE3
L3VLP60	240″ x 48″ rectangular table, plinth edge, four segments
ON	Natural Oak veneer top
C	Mirror chrome legs and mirror chrome edge detail
BE3	Cutout for L43x1 Power Center, left of joining edge section, mid-depth, segment 1
GE3	Cutout for L43x1 Power Center, center, mid-depth, segment 2
GE3	Cutout for L43x1 Power Center, center, mid-depth, segment 3
BE3	Cutout for L43x1 Power Center, right of joining edge section, mid-depth, segment 4

Specify:
1. Pattern number
2. Top finish (including edgeband)
3. Base and Edge profile finish
4. Cut-out options
5. Grommet finish (optional)

Finishes

Colored laminate top:
Bright White (suffix 118)
Note: Flat .8mm ABS edgeband to match

Veneer top with 1/4″ solid wood edge:
White Ash (suffix A101)
American Walnut (suffix AW)
Natural Oak (suffix ON)
Fumed Oak (suffix OF)
Ebonized Oak (suffix OE)

Coated marble top finishes:
Arabescato (suffix MA, MAS)
Calacatta (suffix MC, MCS)
Grey Marble (suffix GG, GGS)

Engineered Stone top:
Vetro Bianco (suffix VB)

Note: Limited availability based on material sheet size.

Leg/Edge finishes:
Polished Stainless Steel/Mirror Chrome (suffix C)
Horizontal Brushed Stainless Steel/anodized aluminum (suffix SS)
White (suffix 118)
Black (suffix R5)

Electrical

Grommet options: ($144 per cutout)
Tables may be specified with zero, one or two grommets per section. All grommets are 2⅞″ diameter. For detailed information, consult page 212

No grommets (Y)
Single grommet, center, mid-depth (GGG2)
Single grommet, left, mid-depth (BGG2)

Power Center Cutout Options: ($144 per cutout)
Tables can be hardwired using pre-wired boxes, or plugged in with cordset boxes. Table top segments may be specified with zero, one or two cutouts. Individual tables have unique cutout options, please refer to the chart below.

Power Centers are available in three sizes and multiple configurations. L42X1 Power Centers feature 2 simplex outlets and either one knockout or two active USB jacks, L43X1 Power Centers feature 3 simplex outlets and either one knockout or two active USB jacks, L46X2 Power Centers feature 6 simplex outlets and either two knockouts or four active USB jacks, or combination of both.

For no Power Center (Y)
For Single Power Center, center, mid-depth (GE2), (GE3), (BE6)
For Single Power Center, left or right of joining section edge, mid-depth (BE2), (BE3), BE6)

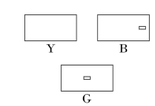

Available Electrical Cut-outs per individual table.
L3VL60
outside sections: Y, BE2, BE3, BGG2
inside sections: Y, GE2, GE3, GE6, GGG2

L3VL62
outside sections: Y, BE2, BE3, BE6, BGG2
inside sections: Y, GE2, GE3, GE6, GGG2

L3VL70
outside: Y, BE2, BE3, BGG2
inside: Y, GE2, GE3, GE6, GGG2

L3VL72
outside sections: Y, BE2, BE3, BE6, BGG2
inside sections: Y, GE2, GE3, GE6, GGG2

Features

The LSM Conference Table features a distinctive applied edge detail. The extruded aluminum edge detail is available in a plinth edge profile and is finished to match base finish options. To specify the table, select Plinth edge (P); profile is diagramed below.

Plinth edge detail:



Note:
LSM tables are certified Clean Air GOLD.

Debra Lehman-Smith and Ron Fiegenschuh
LSM Conference Table Series with L-Legs
Rectangular Five Segment Conference Table with L-Legs

Designer(s):
Debra Lehman-Smith and Ron Fiegenschuh, 2012

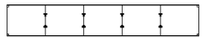

	description	w	d	h	no. of sections	section width	no. of legs	base/edge selection
	L3XL80 L-Leg conference table	300″	48″	29″	5	60″	12	Paint/ Anodized
		300″	48″	29″	5	60″	12	Chrome
	L3XL82 L-Leg conference table	360″	48″	29″	5	72″	12	Paint/ Anodized
		360″	48″	29″	5	72″	12	Chrome
	L3XL90 L-Leg conference table	300″	60″	29″	5	60″	12	Paint/ Anodized
		300″	60″	29″	5	60″	12	Chrome
	L3XL92 L-Leg conference table	360″	60″	29″	5	72″	12	Paint/ Anodized
		360″	60″	29″	5	72″	12	Chrome

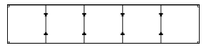

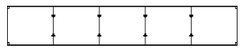

pattern no.	laminate	veneer top	engineered stone (VB)	grey marble (GG, GGS)	arabescato (MA, MAS)	calacatta (MC, MCS)
L3XLP80-( )-( )	$13,472.	$28,540.	$56,606.	$59,439.	$76,440.	$93,441.
L3XLP80-( )-C	$31,287.	$47,329.	$77,721.	$80,714.	$98,679.	$116,645.
L3XLP82-( )-( )	$14,118.	$31,565.	$67,566.	$71,029.	$91,776.	$112,524.
L3XLP82-( )-C	$32,058.	$50,636.	$89,392.	$93,050.	$114,976.	$136,901.
L3XLP90-( )-( )	$13,942.	$32,639.	n/a	$72,441.	$93,616.	$114,781.
L3XLP90-( )-C	$31,773.	$51,677.	n/a	$94,439.	$116,817.	$139,181.
L3XLP92-( )-( )	$14,610.	$37,620.	n/a	$86,795.	$112,623.	$138,459.
L3XLP92-( )-C	$32,568.	$57,065.	n/a	$109,698.	$136,989.	$164,292.

Order Code

Example:	L3XLP80-CW-C-Y-GE3-GE3-GE3-Y
L3XLP80	300″ x 48″ rectangular table, plinth edge, five segments
CW	Corian top
C	Mirror chrome legs and mirror chrome edge detail
Y	No cutout, segment 1
GE3	Cutout for L43x1 Power Center, center, mid-depth, segment 2
GE3	Cutout for L43x1 Power Center, center, mid-depth, segment 3
GE3	Cutout for L43x1 Power Center, center, mid-depth, segment 4
Y	No cutout, segment 5

Specify:
1. Pattern number
2. Top finish (including edgeband)
3. Base and Edge profile finish
4. Cut-out options
5. Grommet finish (optional)

Finishes

Colored laminate top:
Bright White (suffix 118)
Note: Flat .8mm ABS edgeband to match

Veneer top with ¼″ solid wood edge:
White Ash (suffix A101)
American Walnut (suffix AW)
Natural Oak (suffix ON)
Fumed Oak (suffix OF)
Ebonized Oak (suffix OE)

Coated marble top finishes:
Arabescato (suffix MA, MAS)
Calacatta (suffix MC, MCS)
Grey Marble (suffix GG, GGS)

Engineered Stone top:
Vetro Bianco (suffix VB)

Note: Limited availability based on material sheet size.

Leg/Edge finishes:
Polished Stainless Steel/Mirror Chrome (suffix C)
Horizontal Brushed Stainless Steel/anodized aluminum (suffix SS)
White (suffix 118)
Black (suffix R5)

Electrical

Grommet options: ($144 per cutout)
Tables may be specified with zero, one or two grommets per section. All grommets are 2⅞″ diameter. For detailed information, consult page 212

No grommets (Y)
Single grommet, center, mid-depth (GGG2)
Single grommet, left, mid-depth (BGG2)

Power Center Cutout Options: ($144 per cutout)
Tables can be hardwired using pre-wired boxes, or plugged in with cordset boxes. Table top segments may be specified with zero, one or two cutouts. Individual tables have unique cutout options, please refer to the chart below.

Power Centers are available in three sizes and multiple configurations. L42X1 Power Centers feature 2 simplex outlets and either one knockout or two active USB jacks, L43X1 Power Centers feature 3 simplex outlets and either one knockout or two active USB jacks, L46X2 Power Centers feature 6 simplex outlets and either two knockouts or four active USB jacks, or combination of both.

For no Power Center (Y)
For Single Power Center, center, mid-depth (GE2), (GE3), (BE6)
For Single Power Center, left or right of joining section edge, mid-depth (BE2), (BE3), BE6)

Available Electrical Cut-outs per individual table.
L3XL80
outside sections: Y, BE2, BE3, BGG2
inside sections: Y, GE2, GE3, GE6, GGG2

L3XL82
outside sections: Y, BE2, BE3, BE6, BGG2
inside sections: Y, GE2, GE3, GE6, GGG2

L3XL90
outside: Y, BE2, BE3, BGG2
inside: Y, GE2, GE3, GE6, GGG2

L3XL92
outside sections: Y, BE2, BE3, BGG2
inside sections: Y, GE2, GE3, GE6, GGG2

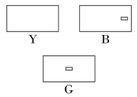

Features

The LSM Conference Table features a distinctive applied edge detail. The extruded aluminum edge detail is available in a plinth edge profile and is finished to match base finish options. To specify the table, select Plinth edge (P); profile is diagramed below.

Plinth edge detail:

Note:
LSM tables are certified Clean Air GOLD.

Debra Lehman-Smith and Ron Fiegenschuh
LSM Electrical
Power Centers with Cordset

Designer(s):
Debra Lehman-Smith and Ron Fiegenschuh, 2012

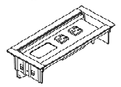

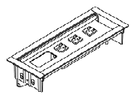

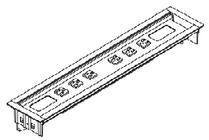

	description	type	w	h	d
	L42X1-CS-X small power center	2 power, 1 telecom plate knockout	11″	4 1/2″	4 3/4″
	L42X1-CS-USB small power center	2 power, 2 active USB	11	4 1/2″	4 3/4″
	L43X1-CS-X medium power center	3 power, 1 telecome plate knockout	13″	4 1/2″	4 3/4″
	L43X1-CS-USB medium power center	3 power, 2 Active USB	13	4 1/2″	4 3/4″
	L46X2-CS-X-X large power center	6 power, 2 telecom plate knockouts	24″	4 1/2″	4 3/4″
	L46X2-CS-USB-X large power center	6 power, 2 Active USB, 1 telecom plate knockout	24″	4 1/2″	4 3/4″
	L46X2-CS-USB-USB large power center	6 power, 4 Active USB	24″	4 1/2″	4 3/4″

pattern no.	painted finish (118, 114)	satin stainless steel (SS)	mirror chrome (C)
L42X1-CS-X-( )	$610.	$1,432.	$1,460.
L42X1-CS-USB-( )	$838.	$1,432.	$1,460.
L43X1-CS-X-( )	$725.	$1,527.	$1,529.
L43X1-CS-USB-( )	$953.	$1,732.	$2,278.
L46X2-CS-X-X-( )	$876.	$1,766.	$2,054.
L46X2-CS-USB-X-( )	$1,106.	$1,970.	$2,245.
L46X2-CS-USB-USB-( )	$1,334.	$2,172.	$2,436.

Order Code

Example:	**L46X2-CS-X-X-C**
L46X2-CS-X-X	Large power center with cordset, 6 power, 2 telecom plate knockouts
C	Mirror chrome

Specify: LSM table with desired cutout size and location
1. Power Center size
2. Communication / USB charging option
3. Power Center finish

Finishes

Power Center finishes:
Bright White (suffix 118)
Black (suffix R5)
Mirror Chrome (suffix C)
Satin Stainless Steel (suffix SS)

Features

The Power Center is a flush mounted electrical hub for table-top distribution of power and access to data, or audiovisual connections. Available in three sizes, a multitude of interior configurations, and either as a 15 amp cord set, or a 20 amp prewired version. The L42X1 is available as a cord-set version only; with two simplex electrical outlets and either room for one data faceplate, or with two active USB charging outlets. The L43X1 is available as either a cord-set version or a prewired version, available as two alternating circuits; with three simplex electrical outlets and either room for one data faceplate, or two active USB charging outlets. The L46X2 is available as either a cord-set version or a prewired version, available as two alternation circuits; with six simplex electrical outlets and room for two data faceplates, or four active USB charging outlets, or a combination of two active USB charging outlets and one data faceplates.

All cord-set boxes feature a convenience outlet located on the underside of the box. 108″ flexible power cord.

Note:
Power Centers use Propeller electrical Plexus communication and data faceplates.

UL Listed.

Debra Lehman-Smith and Ron Fiegenschuh
LSM Electrical
Prewired Power Centers

Designer(s):
Debra Lehman-Smith and Ron Fiegenschuh, 2012

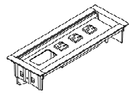

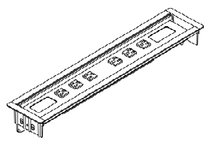

	description	type	w	h	d
	L43X1-HW-X medium power center	3 power, 1 telecom plate knockout	13″	4 1/2″	4 3/4″
	L43X1-HW-USB medium power center	3 power, 2 Active USB	13	4 1/2″	4 3/4″
	L46X2-HW-X-X large power center	6 power, 2 telecom plate knockouts	24″	4 1/2″	4 3/4″
	L46X2-HW-USB-X large power center	6 power, 2 Active USB, 1 telecom plate knockout	24″	4 1/2″	4 3/4″
	L46X2-HW-USB-USB large power center	6 power, 4 Active USB	24″	4 1/2″	4 3/4″

pattern no.	painted finish (118, 114)	satin stainless steel (SS)	mirror chrome (C)
L43X1-HW(C1, C2)-X-( )	$762.	$1,563.	$1,559.
L43X1-HW(C1, C2)-USB-( )	$991.	$1,766.	$1,751.
L46X2-HW(C1, C2)-X-X-( )	$915.	$1,802.	$2,085.
L46X2-HW(C1, C2)-USB-X-( )	$1,144.	$1,999.	$2,278.
L46X2-HW(C1, C2)-USB-USB-( )	$1,371.	$2,201.	$2,468.

Order Code

Example:	**L43X1-HWC2-X-C**
L43X1-HWC2-X	Medium power center, 3 power, 1 telecom plate knockout, circuit two
C	Mirror Chrome

Specify: LSM table with desired cutout size and location
1. Power Center size
2. Communication/USB charging option
3. Power Center finish

Finishes

Power Center finishes:
Bright White (suffix 118)
Black (suffix R5)
Mirror Chrome (suffix C)
Satin Stainless Steel (suffix SS)

Features

The Power Center is a flush mounted electrical hub for table-top distribution of power and access to data, or audiovisual connections. Available in three sizes, a multitude of interior configurations, and either as a 15 amp cord set, or a 20 amp prewired version. The L42X1 is available as a cord-set version only; with two simplex electrical outlets and either room for one data faceplate, or with two active USB charging outlets. The L43X1 is available as either a cord-set version or a prewired version, available as two alternating circuits; with three simplex electrical outlets and either room for one data faceplate, or two active USB charging outlets. The L46X2 is available as either a cord-set version or a prewired version, available as two alternation circuits; with six simplex electrical outlets and room for two data faceplates, or four active USB charging outlets, or a combination of two active USB charging outlets and one data faceplates.

Prewired boxes feature a simplified four-wire distribution system, with easy to connect jumper cables (sold separately). This option does require hard-wiring from building power to the first Power Center using a power in-feed cable, sold separately.

Alternate between circuits when ordering multiple boxes for a single run.

Note: Power Centers use Propeller electrical Plexus communication and data faceplates.

UL Listed.

Debra Lehman-Smith and Ron Fiegenschuh
LSM Electrical
Perimeter Power Electrical Box

Designer(s):
Debra Lehman-Smith and Ron Fiegenschuh, 2012

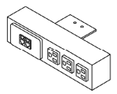

description	type	w	d	h	pattern no.	.
LG2PP2 2 Power, Black Finish		6.5	1.81	2.26	**LG2PP2**	$326.
LG2PP202 2 Power, 2 USB, Black Finish		6.5	1.81	2.26	**LG2PP202**	$510.
LG2PP202X 2 Power, 2 USB, 1 Telcom Plate Knockout, Black Finish		6.5	1.81	2.26	**LG2PP202X**	$510.
LG2PP2X 2 Power, 1 Telcom Plate Knockout, Black Finish		6.5	1.81	2.26	**LG2PP2X**	$326.
LG2PP4 4 Power, Black Finish		9	1.81	2.26	**LG2PP4**	$415.
LG2PP402 4 Power, 2 USB, Black Finish		9	1.81	2.26	**LG2PP402**	$580.
LG2PP402X 4 Power, 2 USB, 1 Telcom Plate Knockout, Black Finish		9	1.81	2.26	**LG2PP402X**	$580.
LG2PP404 4 Power, 4 USB, Black Finish		9	1.81	2.26	**LG2PP404**	$711.
LG2PP4X 4 Power, 1 Telcom Plate Knockout, Black Finish		9	1.81	2.26	**LG2PP4X**	$415.

Order Code

Example:	**L4PP2**
L4PP2	Two power, no plate knockout, black finish, top mount 72″ black cord, two ½″ self tapping screws

Specify:
1. Perimeter power electrical box

Features

Note:
Perimeter Power Electrical Boxes use Propeller electrical plexus communication and data face plates.

Debra Lehman-Smith and Ron Fiegenschuh
LSM Electrical
Electrical Accessories

Designer(s):
Debra Lehman-Smith and Ron Fiegenschuh, 2012

description	length	configuration	pattern no.	.
L4JFF Interconnecting cable	12″	Female/Female	**L4JFF-12**	$111.
	20″	Female/Female	**L4JFF-20**	$123.
	30″	Female/Female	**L4JFF-30**	$134.
	35″	Female/Female	**L4JFF-35**	$148.
	40″	Female/Female	**L4JFF-40**	$154.
	45″	Female/Female	**L4JFF-45**	$160.
	50″	Female/Female	**L4JFF-50**	$165.
	60″	Female/Female	**L4JFF-60**	$171.
	75″	Female/Female	**L4JFF-75**	$191.
L4SF Hardwire Starter Cable	45″	Female	**L4SF-45**	$154.
	90″	Female	**L4SF-90**	$202.
L4JFM Interconnecting cable	20″	Female/Male	**L4JFM-20**	$123.
	40″	Female/Male	**L4JFM-40**	$154.
	60″	Female/Male	**L4JFM-60**	$171.
	75″	Female/Male	**L4JFM-75**	$191.

Order Code

Example: **L4JFF-60**

L4JFF-60 Interconnecting cable, 60″ in length

Specify:
1. Cable type
2. Cable length

Features

For use with the LSM electrical Power Centers.

Interconnecting cables ensure power connection in a straight line configuration. Link multiple units together without the hassles of sequential placement. Interconnecting cables are a four wire, two circuit system.

Hardwire starter cable is required to connect first Power Center unit to building power.

Debra Lehman-Smith and Ron Fiegenschuh
LSM Electrical
Electrical Accessories

Designer(s):
Debra Lehman-Smith and Ron Fiegenschuh, 2012

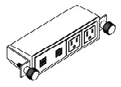

	description	w	h	type	pattern no.	.
	L4WMR Ribbon wire manager	4.25″	27″ - 31″		**L4WMR**	$165.
	L4AXSW Power Port Electrical			2 Power Outlets, 1 USB Power Hub, 120″ soft cord	**L4AXSW**	$800.
	L4AXHW Power Port Electrical			2 Power Outlets, 1 USB Power Hub, 120″ hard wire whip	**L4AXHW**	$928.

Order Code

Example:	**L4AXHW**
L4AXHW	Power Port electrical, 2 power outlets, 1 USB Power Hub, 120″ hard wire whip

Features

Ribbon Vertical Wire Manager:
The ribbon vertical manager, designed by LSM, is a mirror chrome spring that serves as a conduit for vertical cable management. Spring diameter is 2.5″. Die-cast aluminum flanges terminate the top and bottom of the spring and are finished in a smooth medium grey powder coat paint.

A medium grey ABS plastic spacer fits between the top flange and the underside of the table which provides horizontal wire distribution in four directions. Connection hardware is included and consists of wood screws and double sided table, for use depending on top and table type.

Power Port Electrical:
The Power Port trough offers under table access to electrical power within the center trough of the V-Base table series. Available in hard wire or cord set, the box offers two simplex electrical outlets and four active USB charging outlets. The easy to mount boxes simply fit into existing cut outs and are secured using thumb screws (included).

UL Listed.

pattern no.	page
KBXB3030	158
KBXB3636E	160
KBXB36D	158
KBXB42DE	160
KBXC3030	158
KBXC3636E	160
KBXC36D	158
KBXC42DE	160
KBXL3030	158
KBXL3636E	160
KBXL36D	158
KBXL42DE	160
KBXW3030	158
KBXW3636E	160
KBXW36D	158
KBXW42DE	160
KCPA4818	144
KCPA4821	144
KCPA4824	144
KCPA4830	144
KCPA6018	144
KCPA6021	144
KCPA6024	144
KCPA6030	144
KCPA7218	144
KCPA7221	144
KCPA7224	144
KCPA7230	144
KCPW4818	144
KCPW4821	144
KCPW4824	144
KCPW4830	144
KCPW6018	144
KCPW6021	144
KCPW6024	144
KCPW6030	144
KCPW7218	144
KCPW7221	144
KCPW7224	144
KCPW7230	144
KCXA4818	142
KCXA4821	142
KCXA4824	142
KCXA4830	142
KCXA6018	142
KCXA6021	142
KCXA6024	142
KCXA6030	142
KCXA7218	142
KCXA7221	142
KCXA7224	142
KCXA7230	142
KCXE6030	142
KCXE7230	142
KCXW4818	142
KCXW4821	142
KCXW4824	142
KCXW4830	142
KCXW6018	142
KCXW6021	142
KCXW6024	142

pattern no.	page
KCXW6030	142
KCXW7218	142
KCXW7221	142
KCXW7224	142
KCXW7230	142
KE1101C120	178
KE1101C48	178
KE1101C72	178
KE1200C120	178
KE1200C48	178
KE1200C72	178
KE2201C48	178
KE2201C72	178
KE2300C48	178
KE2300C72	178
KE3202C48	178
KE3202C72	178
KE3400C48	178
KE3400C72	178
KE4202C48	180
KE4202C72	180
KE4202L48U2	180
KE4202L60U2	180
KE4301C48	180
KE4301C72	180
KE4301L48U2	180
KE4301L60U2	180
KE4400C48	180
KE4400C72	180
KE5202C48	180
KE5202C72	180
KE5202H(L,R)	180
KE5202L48U2	180
KE5202L60U2	180
KE5301C48	180
KE5301C72	180
KE5301H(L,R)	180
KE5301L48U2	180
KE5301L60U2	180
KE5400C48	180
KE5400C72	180
KE6301C48	182
KE6301C72	182
KE6301H	182
KE6301L48U2	182
KE6301L60U2	182
KE7202C72	180
KE7301C72	180
KE7400C72	180
KE8201C48	180
KE8201C72	180
KE8201H(L,R)	180
KE8201L48U2	180
KE8201L60U2	180
KE8300C48	180
KE8300C72	180
KE8300H(L,R)	180
KE8300L48U2	180
KE8300L60U2	180
KE-H	188
KERG	178

pattern no.	page
KE-VB	188
KE-VC	188
KE-VCT	188
KE-VCTE	188
KE-VF	188
KE-VG	188
KE-VY	188
KFXW3636	154
KFXW4242	154
KFXW4818	154
KFXW4824	154
KFXW4830	154
KFXW4836	154
KFXW4848	154
KFXW6018	154
KFXW6024	154
KFXW6030	154
KFXW6036	154
KFXW7218	154
KFXW7224	154
KFXW7230	154
KFXW7236	154
KGANG	142, 144, 146, 148, 150, 152, 156, 162, 164, 166
KLCPW4818	148
KLCPW4821	148
KLCPW4824	148
KLCPW4830	148
KLCPW6018	148
KLCPW6021	148
KLCPW6024	148
KLCPW6030	148
KLCPW7218	148
KLCPW7221	148
KLCPW7224	148
KLCPW7230	148
KLCXW4818	146
KLCXW4821	146
KLCXW4824	146
KLCXW4830	146
KLCXW6018	146
KLCXW6021	146
KLCXW6024	146
KLCXW6030	146
KLCXW7218	146
KLCXW7221	146
KLCXW7224	146
KLCXW7230	146
KLJ12U2	184
KLJ24U2	184
KLJ36U2	184
KLJ48U2	184
KLJ60U2	184
KLSC120U2	184
KLSC72U2	184
KLTJ	184
KP-18	162
KP-24	162
KP-30	162
KP-36	162
KP-DOLLY	162

pattern no.	page
KS-01	172
KS-02L	172
KS-02R	172
KS-11L	174
KS-11R	174
KS-12L	176
KS-12R	176
KS-13L	176
KS-13R	176
KS-21L	170
KS-21R	170
KS24L	194
KS30L	194
KS-31	168
KS36L	194
KS48L	190
KS60L	190
KS72L	190
KS84L	190
KSB-M	196
KSB-MCB	196
KSB-PD	196
KSB-PS	196
KSF48L	192
KSF60L	192
KSF72L	192
KST60L	192
KST72L	192
KTD	186
KTK48	186
KTK60	186
KTK72	186
KTK84	186
KTK96	186
KTPA6030	152
KTPA6036	152
KTPA7230	152
KTPA7236	152
KTPW6030	152
KTPW6036	152
KTPW7230	152
KTPW7236	152
KTSH120	186
KTSH72	186
KTXA6030	150
KTXA6036	150
KTXA7230	150
KTXA7236	150
KTXE6036	150
KTXE7236	150
KTXW6030	150
KTXW6036	150
KTXW7230	150
KTXW7236	150
KYDW9648	156
KYPW7236	156
KYPW8436	156
KYXW7236	156
KYXW8436	156
KZTPA4824	166
KZTPA6024	166

pattern no.	*page*
KZTPA6030	166
KZTPW4824	166
KZTPW6024	166
KZTPW6030	166
KZTXA4824	164
KZTXA6024	164
KZTXA6030	164
KZTXW4824	164
KZTXW6024	164
KZTXW6030	164
L3RL(P,S)52	214
L3RLP00	214
L3RLP02	214
L3RLP04	214
L3RLP10	216
L3RLP12	216
L3RLP14	216
L3RLP48	214
L3RV(P,S)01	204
L3RVP04	204
L3SL(P,S)60	214
L3SLP20	218
L3SLP22	218
L3SLP24	218
L3SLP30	218
L3SLP32	218
L3SLP34	218
L3SLP48	214
L3SVP22	210
L3SVP24	204
L3SVP26	204
L3SVP32	210
L3SVP35	204
L3TLP40	220
L3TLP42	220
L3TLP44	220
L3TLP50	220
L3TLP52	220
L3TLP54	220
L3TVP36	204
L3TVP52	204
L3TVP54	206
L3VLP60	222
L3VLP62	222
L3VLP70	222
L3VLP72	222
L3VVP60	206
L3VVP62	206
L3VVP70	206
L3VVP72	210
L3XLP80	224
L3XLP82	224
L3XLP90	224
L3XLP92	224
L3XVP90	208
L3XVP92	210
L3XVP94	210
L42X1-CS-USB	226
L42X1-CS-X	226
L43X1-CS-USB	226
L43X1-CS-X	226
L43X1-HW(C1, C2)-USB	228
L43X1-HW(C1, C2)-X	228
L46X2-CS-USB-USB	226
L46X2-CS-USB-X	226

pattern no.	*page*
L46X2-CS-X-X	226
L46X2-HW(C1, C2)-USB-USB	228
L46X2-HW(C1, C2)-USB-X	228
L46X2-HW(C1, C2)-X-X	228
L4AXHW	234
L4AXSW	234
L4JFF-12	232
L4JFF-20	232
L4JFF-30	232
L4JFF-35	232
L4JFF-40	232
L4JFF-45	232
L4JFF-50	232
L4JFF-60	232
L4JFF-75	232
L4JFM-20	232
L4JFM-40	232
L4JFM-60	232
L4JFM-75	232
L4SF-45	232
L4SF-90	232
L4WMR	234
LG2PP2	230
LG2PP202	230
LG2PP202X	230
LG2PP2X	230
LG2PP4	230
LG2PP402	230
LG2PP402X	230
LG2PP404	230
LG2PP4X	230
P2-C02	22
P2-C04	22
P2-C06	22
P2-C10	22
P2-C12	22
P2-C13	22
P2-C14	22
P2-C15	22
P2-C16	22
P2-C17	22
P2-C-2	86
P2-C21	22
P2-C22	22
P2-C23	22
P2-C24	22
P2-C25	22
P2-C26	22
P2-C27	22
P2-C28	22
P2-C29	22
P2-C32	22
P2-C34	22
P2-C36	22
P2-CASTER4	86
P2-DOLLY24	26
P2-DOLLY26	26
P2-DOLLY34	26
P2-DOLLY36	26
P2-DOLLY-H	26
P2-F14	26
P2-F16	26
P2-F24	26
P2-F25	26
P2-F26	26

pattern no.	*page*
P2-F34	26
P2-F36	26
P2FT4811	82
P2FT4813	82
P2FT4818	82
P2FT6011	82
P2FT6013	82
P2FT6018	82
P2FT7211	82
P2FT7213	82
P2FT7218	82
P2-FT-BKT-MP	82
P2-GLIDE4	86
P2-H12	28
P2-H14	28
P2-H16	28
P2-H22	28
P2-H24	28
P2-H26	28
P2-H32	28
P2-H34	28
P2-H36	28
P2-M10	20
P2-M20	20
P2-M30	20
P2-N30	18
P2-N41	18
P2-N52	18
P2-R02	18
P2-R04	18
P2-R06	18
P2-R10	18
P2-R12	18
P2-R14	18
P2-R16	18
P2-R21	18
P2-R22	18
P2-R24	18
P2-R25	18
P2-R26	18
P2-R32	18
P2-R34	18
P2-R36	18
P2-RLEG2KIT	86
P2-RLEG4KIT	86
P2-S92	20
P2-S94	20
P2-S96	20
P2-SC2411	76
P2-SC2413	76
P2-SC2418	76
P2-SC3011	76
P2-SC3013	76
P2-SC3018	76
P2-SC3611	76
P2-SC3613	76
P2-SC3618	76
P2-SC4211	76
P2-SC4213	76
P2-SC4218	76
P2-SC4811	76
P2-SC4813	76
P2-SC4818	76
P2-SC6011	76
P2-SC6013	76

pattern no.	*page*
P2-SC6018	76
P2-SC6611	76
P2-SC6613	76
P2-SC6618	76
P2-SC7211	76
P2-SC7213	76
P2-SC7218	76
P2-SC-BKT-MP	80
P2-SC-BKT-PS	80
P2-SC-BKT-PSD	80
P2-SC-BKT-PSE	80
P2-SC-BKT-PST	80
P2SCT2411	78
P2SCT2413	78
P2SCT2418	78
P2SCT3011	78
P2SCT3013	78
P2SCT3018	78
P2SCT3611	78
P2SCT3613	78
P2SCT3618	78
P2SCT4211	78
P2SCT4213	78
P2SCT4218	78
P2SCT4811	78
P2SCT4813	78
P2SCT4818	78
P2SCT6011	78
P2SCT6013	78
P2SCT6018	78
P2SCT6611	78
P2SCT6613	78
P2SCT6618	78
P2SCT7211	78
P2SCT7213	78
P2SCT7218	78
P2-TCLEG2	86
P2-TCLEG218	86
P2-TLEG2	86
P2-TLEG4	86
P2-TTLEG2	86
P2-TTLEG30	86
P2-X30	30
P2-X36	30
P2-X42	30
P2-X48	30
P2-Y42	30
P2-Y48	30
P3-BD62	54
P3-BD64	54
P3-BD82	54
P3-BD84	54
P3-BD86	54
P3-BL42	36
P3-BL44	36
P3-BL46	36
P3-BL48	36
P3-BL50	36
P3-BL52	36
P3-BL54	36
P3-BL56	36
P3-BL62	36
P3-BL64	36
P3-BL66	36
P3-BL68	36

pattern no.	*page*
P3-BL70	36
P3-BL72	36
P3-BL74	36
P3-BL76	36
P3-BL82	36
P3-BL84	36
P3-BL86	36
P3-BL88	36
P3-BL90	36
P3-BL92	36
P3-BL94	36
P3-BL96	36
P3-BP50	64
P3-BP52	64
P3-BP54	64
P3-BP56	64
P3-BP70	64
P3-BP72	64
P3-BP74	64
P3-BP76	64
P3-BP96	64
P3-CD30	56
P3-CD32	56
P3-CD34	56
P3-CD36	56
P3-CD38	56
P3-CD40	56
P3-CD50	56
P3-CD52	56
P3-CD54	56
P3-CD56	56
P3-CD58	56
P3-CD60	56
P3-CL10	40
P3-CL12	40
P3-CL14	40
P3-CL16	40
P3-CL18	40
P3-CL20	40
P3-CL22	40
P3-CL30	40
P3-CL32	40
P3-CL34	40
P3-CL36	40
P3-CL38	40
P3-CL40	40
P3-CL42	40
P3-CL50	40
P3-CL52	40
P3-CL54	40
P3-CL56	40
P3-CL58	40
P3-CL60	40
P3-CL62	40
P3-CLEG-C	86
P3-CLEG-F	86
P3-CLEG-PE	110
P3-CLEG-PR	108
P3-CP10	68
P3-CP12	68
P3-CP14	68
P3-CP16	68
P3-CP18	68
P3-CP20	68
P3-CP22	68

pattern no.	*page*
P3-CP30	68
P3-CP32	68
P3-CP34	68
P3-CP36	68
P3-CP38	68
P3-CP40	68
P3-CP42	68
P3-CP50	68
P3-CP52	68
P3-CP54	68
P3-CP56	68
P3-CP58	68
P3-CP60	68
P3-CP62	68
P3-DBASEL	88
P3-DBASEL-W	88
P3-DBASEM	88
P3-DBASEM-W	88
P3-DBASES	88
P3-DBASES-W	88
P3-DD48	54
P3-DD54	54
P3-DD60	54
P3-DL48	34
P3-DL54	34
P3-DL60	34
P3-ED30	58
P3-ED32	58
P3-ED34	58
P3-ED36	58
P3-ED38	58
P3-ED40	58
P3-ED50	58
P3-ED52	58
P3-ED54	58
P3-ED56	58
P3-ED58	58
P3-ED60	58
P3-EL10	44
P3-EL12	44
P3-EL14	44
P3-EL16	44
P3-EL18	44
P3-EL20	44
P3-EL30	44
P3-EL32	44
P3-EL34	44
P3-EL36	44
P3-EL38	44
P3-EL40	44
P3-EL50	44
P3-EL52	44
P3-EL54	44
P3-EL56	44
P3-EL58	44
P3-EL60	44
P3-EP10	70
P3-EP12	70
P3-EP14	70
P3-EP16	70
P3-EP18	70
P3-EP20	70
P3-EP30	70
P3-EP32	70
P3-EP34	70

pattern no.	*page*
P3-EP36	70
P3-EP38	70
P3-EP40	70
P3-EP50	70
P3-EP52	70
P3-EP54	70
P3-EP56	70
P3-EP58	70
P3-EP60	70
P3-FD26	56
P3-FD30	56
P3-FD32	56
P3-FD34	56
P3-FD36	56
P3-FD38	56
P3-FD46	56
P3-FD50	56
P3-FD52	56
P3-FD54	56
P3-FD56	56
P3-FD58	56
P3-FL06	42
P3-FL10	42
P3-FL12	42
P3-FL14	42
P3-FL16	42
P3-FL18	42
P3-FL26	42
P3-FL30	42
P3-FL32	42
P3-FL34	42
P3-FL36	42
P3-FL38	42
P3-FL46	42
P3-FL50	42
P3-FL52	42
P3-FL54	42
P3-FL56	42
P3-FL58	42
P3-FP06	68
P3-FP10	68
P3-FP12	68
P3-FP14	68
P3-FP16	68
P3-FP18	70
P3-FP26	70
P3-FP30	70
P3-FP32	70
P3-FP34	70
P3-FP36	70
P3-FP38	70
P3-FP46	70
P3-FP50	70
P3-FP52	70
P3-FP54	70
P3-FP56	70
P3-FP58	70
P3-J42	30
P3-J48	30
P3-KNOB8	86
P3-L30	30
P3-L36	30
P3-L42	30
P3-L48	30
P3-MD48	54

pattern no.	*page*
P3-MD54	54
P3-MD60	54
P3-ML42	34
P3-ML48	34
P3-ML54	34
P3-ML60	34
P3-ND64	54
P3-NL44	34
P3-NL46	34
P3-NL48	34
P3-NL50	34
P3-NL52	34
P3-NL54	34
P3-NL56	34
P3-NL64	34
P3-NL66	34
P3-NL68	34
P3-NL70	34
P3-NL72	34
P3-NL74	34
P3-NL76	34
P3-NL88	34
P3-NL90	34
P3-NL92	34
P3-NL94	34
P3-NL96	34
P3-NP50	64
P3-NP52	64
P3-NP54	64
P3-NP56	64
P3-NP70	64
P3-NP72	64
P3-NP74	64
P3-NP76	64
P3-NP96	64
P3-PBASE	90
P3-PBASE-W	90
P3-RBASEL	90
P3-RBASEL-W	90
P3-RBASEM	90
P3-RBASEM-W	90
P3-RBASES	90
P3-RBASES-W	90
P3-RBASEXL	90
P3-RBASEXL-W	90
P3-RL40	38
P3-RL42	38
P3-RL44	38
P3-RL46	38
P3-RL48	38
P3-RL50	38
P3-RL52	38
P3-RL54	38
P3-RL56	38
P3-RL62	38
P3-RL64	38
P3-RL66	38
P3-RL68	38
P3-RL70	38
P3-RL72	38
P3-RL74	38
P3-RL76	38
P3-RL80	38
P3-RL82	38
P3-RL86	38

pattern no.	*page*
P3-RL88	38
P3-RL90	38
P3-RL92	38
P3-RL94	38
P3-RL96	38
P3-RP50	64
P3-RP52	64
P3-RP54	64
P3-RP56	64
P3-RP70	64
P3-RP72	64
P3-RP74	64
P3-RP76	64
P3-RP96	64
P3-RR68	60
P3-RR72	60
P3-RR88	60
P3-RR92	60
P3-RS62	60
P3-RS64	60
P3-RS80	60
P3-RS82	60
P3-SBASEL	88
P3-SBASEL-W	88
P3-SBASEM	88
P3-SBASEM-W	88
P3-SBASES	88
P3-SBASES-W	88
P3-SL10	46
P3-SL12	46
P3-SL14	46
P3-SL16	46
P3-SL30	46
P3-SL32	46
P3-SL34	46
P3-SL36	46
P3-SL42	38
P3-SL48	38
P3-SL50	46
P3-SL52	46
P3-SL53	46
P3-SL54	38
P3-SL56	46
P3-SL60	38
P3-SP10	72
P3-SP12	72
P3-SP14	72
P3-SP16	72
P3-SP30	72
P3-SP32	72
P3-SP34	72
P3-SP36	72
P3-SP50	72
P3-SP52	72
P3-SP54	72
P3-SP56	72
P3-SS30	62
P3-SS32	62
P3-SS34	62
P3-SS36	62
P3-SS48	60
P3-SS50	62
P3-SS52	62
P3-SS53	62
P3-SS54	60

pattern no.	*page*
P3-SS56	62
P3-SS60	60
P3-TL10	48
P3-TL12	48
P3-TL14	48
P3-TL16	48
P3-TL18	48
P3-TL20	48
P3-TL30	48
P3-TL32	48
P3-TL34	48
P3-TL36	48
P3-TL38	48
P3-TL40	48
P3-TL50	48
P3-TL52	48
P3-TL54	48
P3-TL56	48
P3-TL58	48
P3-TL60	48
P3-TLEGU-PE	110
P3-TLEGU-PE30	110
P3-TLEGU-PR	108
P3-TLEGU-PR30	108
P3-TP10	72
P3-TP12	72
P3-TP14	72
P3-TP16	72
P3-TP18	72
P3-TP20	72
P3-TP30	72
P3-TP32	72
P3-TP34	72
P3-TP36	72
P3-TP38	72
P3-TP40	72
P3-TP50	72
P3-TP52	72
P3-TP54	72
P3-TP56	72
P3-TP58	72
P3-TP60	72
P3-TS30	62
P3-TS32	62
P3-TS34	62
P3-TS36	62
P3-TS38	62
P3-TS40	62
P3-TS50	62
P3-TS52	62
P3-TS54	62
P3-TS56	62
P3-TS58	62
P3-TS60	62
P3-VL10	50
P3-VL12	50
P3-VL14	50
P3-VL16	50
P3-VL18	50
P3-VL20	50
P3-VL30	50
P3-VL32	50
P3-VL34	50
P3-VL36	50
P3-VL38	50

pattern no.	*page*
P3-VL40	50
P3-VL50	50
P3-VL52	50
P3-VL54	50
P3-VL56	50
P3-VL58	50
P3-VL60	50
P3-VP10	74
P3-VP12	74
P3-VP14	74
P3-VP16	74
P3-VP18	74
P3-VP20	74
P3-VP30	74
P3-VP32	74
P3-VP34	74
P3-VP36	74
P3-VP38	74
P3-VP40	74
P3-VP50	74
P3-VP52	74
P3-VP54	74
P3-VP56	74
P3-VP58	74
P3-VP60	74
P3-VS30	62
P3-VS32	62
P3-VS34	62
P3-VS36	62
P3-VS38	62
P3-VS40	62
P3-VS50	62
P3-VS52	62
P3-VS54	62
P3-VS56	62
P3-VS58	62
P3-VS60	62
P4-AMP1145A	104
P4-AMP1145B	104
P4-AWB20	100
P4-AWB26	100
P4-AWB32	100
P4-AWB36	100
P4-AWB42	100
P4-GR	100
P4-MRI	100
P4-PDC-12	104
P4-PDC-21	104
P4-PDC-22	104
P4-PDC-24	104
P4-PP	100
P4-RW-C2	86
P4-RWDA	104
P4-RWDB	104
P4-RWDOX	104
P4-RWDOY	104
P4-RWDX	104
P4-RWDY	104
P4-RWIN4-CL	108
P4-RWIN4-CLE	110
P4-RWIN4-CR	108
P4-RWIN4-CRE	110
P4-RWIN4-REL	110
P4-RWIN4-RER	110
P4-RWIN4-RL	108

pattern no.	*page*
P4-RWIN4-RR	108
P4-RWIN4-T	108
P4-RWIN4-TE	110
P4-RWJ10	106
P4-RWJ17	106
P4-RWJ27	106
P4-RWJ37	106
P4-RWJ47	106
P4-RWJ57	106
P4-RWJ67	106
P4-RWM30	106
P4-RWM96	106
P4-RWMFJ10	106
P4-RWMFJ17	106
P4-RWMFJ27	106
P4-RWMFJ37	106
P4-RWR48	104
P4-RWR60	104
P4-RWR66	104
P4-RWR72	104
P4-RWT	104
P4S-BOXM-E	96
P4S-BOXM-PP-11	94
P4S-BOXM-PP-4511	94
P4S-BOXM-PP-5	94
P4S-BOXM-PRA	98
P4S-BOXM-PRB	98
P4S-BOXS-PP-2	94
P4S-BOXS-PP-X	94
P4SD-BOXM-E	96
P4SD-BOXM-PP-11	94
P4SD-BOXM-PP-4511	94
P4SD-BOXM-PP-5	94
P4SD-BOXM-PRA	98
P4SD-BOXM-PRB	98
P4-WM4	88, 90
P4-WMT-18	100
P4-WMT-32	100
P4-WMT-44	100
P4-WMT-56	100
P4-WMT-96	100
P5-01	84
P5-02	84
P5-11	84
P5-12	84
P5-13	84
P5-14	84
P5-15	84
P5-21	84
P5-22	84
P5-23	84
P5-24	84
P5-25	84
P5-26	84
P5-27	84
P5-28	84
P5-29	84
P5-C	84
P5-D	84
P6-C02	24
P6-C04	24
P6-C06	24
P6-C12	24
P6-C14	24
P6-C16	24

pattern no.	*page*
P6-C22	24
P6-C24	24
P6-C26	24
P6-C32	24
P6-C34	24
P6-C36	24
P7-3M-3M	124
P7-3M-3M-3M	130
P7-3X-3X	124
P7-C3	112
P7-C3-C3-C6-C6	114
P7-C3-C6	112
P7-C3-C6-C6	112
P7-C3-C6-USB	122
P7-C3I-C3I	116
P7-C5-C5	114
P7-C5-C5-C5	114
P7-C6	112
P7-C6-C6	112
P7-C6-C6-C6	114
P7-C6-C6-C6-C6	114
P7-CM	138
P7-DVI	130
P7-DVI-MSI-MSI	130
P7-DVI-MS-MS	130
P7-DVI-SV	136
P7-DVI-VGA	130
P7GR-3M-3M	124
P7GR-3M-3M-3M	130
P7GR-3X-3X	124
P7GR-C3	112
P7GR-C3-C3-C6-C6	114
P7GR-C3-C6	112
P7GR-C3-C6-C6	112
P7GR-C3-C6-USB	122
P7GR-C3I-C3I	116
P7GR-C5-C5	114
P7GR-C5-C5-C5	114
P7GR-C6	112
P7GR-C6-C6	112
P7GR-C6-C6-C6	114
P7GR-C6-C6-C6-C6	114
P7GR-CM	138
P7GR-DVI	130
P7GR-DVI-MSI-MSI	130
P7GR-DVI-MS-MS	130
P7GR-DVI-SV	136
P7GR-DVI-VGA	130
P7GR-HDMI	132
P7GR-HDMI-VGA-MS	132
P7GR-HDMI-VGA-MSI	134
P7GR-LC-LC	116
P7GR-LC-LC-C6-C6	116
P7GR-RCA	136
P7GR-SV	136
P7GR-USB-USB	130
P7GR-VGA-C3-C6	118
P7GR-VGA-C6	116
P7GR-VGA-C6-C6	118
P7GR-VGA-MS	124
P7GR-VGA-MS-C3-C6	118
P7GR-VGA-MS-C6	124
P7GR-VGA-MS-C6-C6	122
P7GR-VGA-MSI	124
P7GR-VGA-MSI-C3-C6	124

pattern no.	*page*
P7GR-VGA-MSI-C6	124
P7GR-VGA-MSI-C6-C6	122
P7GR-VGA-MSI-RCA	128
P7GR-VGA-MSI-USB	134
P7GR-VGA-MS-RCA	130
P7GR-VGA-MS-USB	134
P7GR-VGA-RCA	128
P7GR-VGA-USB	130
P7GR-X	138
P7-HDMI	132
P7-HDMI-VGA-MS	132
P7-HDMI-VGA-MSI	134
P7-LC-LC	116
P7-LC-LC-C6-C6	116
P7-RCA	136
P7-SV	136
P7-USB-USB	130
P7-VGA-C3-C6	118
P7-VGA-C6	116
P7-VGA-C6-C6	118
P7-VGA-MS	124
P7-VGA-MS-C3-C6	118
P7-VGA-MS-C6	124
P7-VGA-MS-C6-C6	122
P7-VGA-MSI	124
P7-VGA-MSI-C3-C6	124
P7-VGA-MSI-C6	124
P7-VGA-MSI-C6-C6	122
P7-VGA-MSI-RCA	128
P7-VGA-MSI-USB	134
P7-VGA-MS-RCA	130
P7-VGA-MS-USB	134
P7-VGA-RCA	128
P7-VGA-USB	130
P7-X	138

Selling Policy

This Selling Policy supercedes all previous selling policies. Prices, discounts and product offerings are subject to change without notice.

Terms & Conditions of Sales

Sales by Knoll, Inc. or Knoll North America Corp. ("Seller") of Knoll Product Lines (hereinafter "Products") within the United States and Canada are made only on the terms which are contained in this Selling Policy. Seller hereby gives notice of its objection to any different or additional terms and conditions. This sale is expressly conditional upon Purchaser's assent to the terms and conditions set forth below. Additional terms and conditions may apply to KnollStudio and KnollTextiles orders. These terms and conditions may be modified or supplemented only by a written document signed by an authorized representative of Seller. These terms and conditions supercede any prior and/or contemporaneous agreements or correspondence between Purchaser and Seller. Written quotations expire thirty (30) days from the date of issuance and can be withdrawn by written notice anytime during that period. Where Purchaser and Seller have entered into the Knoll Electronic Terms and Conditions, all orders, acknowledgements, invoices and other business communications placed or transmitted in accordance with the Knoll Electronic Terms and Conditions shall be deemed to be in writing and signed and shall be valid for all purposes as if they were originated and maintained in documentary form.

Ordering Information

All orders must be in writing. The product pattern number(s) contained on Seller's order acknowledgement shall be the final expression of the order.

Order Confirmation

A purchase order is not binding on Seller until Purchaser has received Seller's order confirmation or acknowledgment.

Pricing Policies

List prices are subject to change without notice.

List prices shall be those prices in effect on the date of receipt of a complete purchase order unless shipment is requested more than ninety (90) days after order entry in which case prices in effect on the date of shipment apply. List prices include specified freight costs. Unless specified in writing by Seller, no other charges are included in Seller's list prices.

Taxes

All sales, use, excise and other taxes applicable to the sale of the Products shall be paid by Purchaser. If Purchaser claims an exemption from any tax, Purchaser shall submit to Seller the appropriate exemption certificates.

Terms of Payment

Payment for one hundred percent (100%) of the net order amount is due within thirty (30) days of the date of invoice, which is generally issued upon shipment. In case of any discrepancies, such as shortages, and Seller is notified in writing within ten (10) days of receipt of Product, only that portion may be deducted and the balance paid. For orders greater than $100,000 net, a fifty percent (50%) deposit is due at the time of order placement, with the remainder due within thirty (30) days of the date of invoice.

KnollStudio orders less than $2,000 require payment for one hundred percent (100%) of the net order amount (including any applicable sales tax and charges for inside delivery, special packaging, etc.), due at time of order placement. For KnollStudio orders greater than $2,000, a one-half (50%) deposit is due at time of order placement with the remainder (including any applicable sales tax and charges for inside delivery, special packaging, etc.) due prior to shipment.

If, in the judgment of Seller, Purchaser's financial condition does not justify the terms of the payment, Seller may require full or partial payment in advance.

Past due accounts shall be charged one and one-half percent (1.5%) per month, or the highest rate permitted by law, whichever is less, and will be added to the outstanding balance. In the event Purchaser defaults on payment, Purchaser shall be liable for all collection costs, including reasonable attorney's fees and costs.

Changes and Cancellation

Purchase orders may not be changed or cancelled, in whole or in part, without prior written consent of Seller. Changes may effect delivery dates. Expenses incurred because of changes shall be charged to Purchaser. In the event of cancellations, Purchaser will be liable for reasonable cancellation charges established by Seller. Orders for special Product, orders including "COM" (hereinafter defined) material and orders pursuant to expedited delivery programs, may not be canceled.

Freight Prepaid

Freight is prepaid and included in the price of all Products, except KnollTextiles, within the 48 contiguous United States for orders placed with Knoll, Inc. and within Canada, excluding the Yukon, Northwest Territories, Nunavut and Newfoundland for orders placed with Knoll North America Corp. Packing is tested for rigorous motion and transportation but is not guaranteed to protect furniture from all conditions. If special packaging is required for any reason, please consult with your sales representative or dealer. Seller shall select the method of shipment and routing. Freight for all KnollTextiles orders is prepaid and added to the invoice.

Delivery/Freight Charges

Shipments outside the contiguous 48 United States and Canada shall be shipped F.O.B. Origin.

For shipments outside the contiguous United States and Canada, Purchaser is responsible for the cost of freight from point of embarkation, including any handling and transportation charges incidental to loading at the point of departure and unloading at the final destination.

Conditions beyond the control of Seller, including weather, available facilities and traffic conditions, may affect exact time of delivery. Seller shall not be responsible for specific carrier delivery date or time unless it has made a specific delivery commitment, in writing.

Nonstandard methods of shipment and/or additional services are available upon request. Purchaser will be billed for the differential cost of any special services in excess of standard surface carrier freight costs. Premium charges, at Purchaser's request, will be added for airfreight, exclusive use of vehicle and extra, export or special packaging. Accessorial charges will be added for inside delivery, extra labor, reconsignment and redelivery.

Partial shipments may be made and invoiced by Seller.

Claims

All shipments for Knoll Products within the contiguous United States and Canada are F.O.B. Origin. All risk of loss passes to Purchaser at time of delivery to carrier. Purchaser shall inspect all Products upon receipt and notify Seller within ten (10) working days after receipt of any damage or defects which are, or should be, apparent from an inspection of the Product and its packaging. Failure of Purchaser to notify Seller during the ten (10) working day period shall constitute acceptance of the Products and waiver of any apparent defects, errors or shortages. For all claims relating to Product damaged in transit or for any other claims relating to or arising out of the transportation of the Product, Purchaser must seek recovery from the carrier and Seller has no liability to Purchaser for such claims. Seller may, upon request, assist Purchaser with filing of such claims with the carrier, but Seller will not be liable for any of these transportation related claims.

Seller's Security Interest

Until Seller receives the full payment for the Product, Seller shall have a security interest in the Product. Purchaser agrees to perform all acts, including but not limited to the execution and filing of documentation, which may be necessary to perfect and assure the security interest of Seller.

Returns

The return of Products without a written authorization by Seller shall not be accepted. To receive authorization for Product return, please call Customer Service. All Products that are returned pursuant to a valid authorization shall be subject to a twenty-five percent (25%) of list restocking charge. Products not currently offered for sale by Seller (including COM) shall not be authorized for return. All returned Products must be unused, in original condition and in the original Seller packing cartons. No refund or credit shall be given for damaged Products.

Held Orders/Storage

If Purchaser requests that an order be held or delayed, prices and terms and conditions in effect at the time of shipment shall apply. If Purchaser requests a delay after the time when Seller can defer production, Purchaser will be invoiced for the Product, payable in accordance with standard terms, when the order is ready for shipment. Seller may transfer the Product to storage, in which case all expenses incurred in connection with storage, including demurrage, preparation for storage, storage charges and handling shall be payable by Purchaser upon submission of invoices by Seller. Risk of loss to the Product shall pass to the Purchaser upon delivery of the Product into storage.

Customer's Own Material

A Purchaser who requests a fabric or other surface material not standard to Seller's line of Products ("COM") must submit samples of the requested material to Seller prior to entry of a purchaser order. Seller shall determine if the material is suitable to its manufacturing processes and meets any requirements of Underwriters Laboratories. If the COM is acceptable, Seller will then establish a price for using the COM or the Product in question. For a description of the procedures for submitting samples and testing, contact customer resources or your sales representative. Seller shall have no responsibility for the appearance, condition, performance, durability, colorfastness or any other physical attribute of the COM. Purchaser shall indemnify and hold Seller harmless for any damages, injuries or losses arising out of or related to use of the COM on the Product.

Warranty

Seller warrants to the original Purchaser only that the Products Seller manufactures and sells to Purchaser are free of defects in workmanship and materials, during the applicable warranty period set forth below.

Warranty period set forth below is for 24-hour, 7 days a week, multi shift use (includes parts and labor to repair).

Should any failure to conform with this limited warranty appear to a Product listed below during the applicable warranty period from the date of shipment, Seller shall, upon prompt written notice, repair or replace, at its option and costs, the affected part or parts.

Product and Period of Warranty

Lifetime: Antenna Workspaces, AutoStrada, Calibre, Crinion Open Table, Currents, Dividends Horizon, Morrison, Reff Profiles laminate, *Rockwell Unscripted, Series 2 Storage, Template, Quoin* and other non-wood components (except cascade edge worksurfaces, operational parts, controls, electrical, Lighting, *Series 2* Veneer Front Storage, digital locks, uphostery, textiles and leathers, special or custom products, see below)

12 Years: Chadwick, Generation by Knoll, k. task, Life, Moment, MultiGeneration by Knoll, Ollo, ReGeneration by Knoll, Remix, and *Toboggan* seating (except seating upholstery, textiles, leathers and finishes, see below).

10 Years: Anchor Storage except digital locks*, Antenna Workspaces, AutoStrada, Crinion Open Table, Dividends Horizon, Dividends Horizon Satellite Surfaces,* Reff Profiles, Rockwell Unscripted, *Quoin* wood components, Template wood components, *Series 2* Veneer Front Storage, cascade edge worksurfaces, *Wood Casegoods* (The Graham Collection) (except wood casegoods upholstered surfaces, see below), *Reuter* overheads, *Reuter* vertical storage, *KnollExtra* Sapper Monitor Arm Collection, Sapper XYZ Monitor Arm Series, Adjustable keyboard mechanisms and platforms, Communication Boards (except fabric board textiles, cork and FilzFelt, see below), Smokador collection (except leathers, see below), Orchestra Universal Systems Accessories, *k. lounge* structural components, *KnollStudio* Pixel and Propeller, *Tone* bases and *k.screens.*

5 Years: Operational parts, controls, electrical, Lighting (except light ballasts, bulbs and power supply, see below), special or custom product, wood veneer products and plywood, *Currents* handcrank, *KnollStudio, Rockwell Unscripted* wire bases, Spark Series seating structural elements, structural elements of all KnollStudio outdoor products including all Richard Schultz designed products, *KnollExtra* CPU holders and all universal storage drawers and *Power Collection, k. bench* (except changes in finish, see below) and *k. stand* bases (except changes in finish, see below).

3 Years: Rockwell Unscripted upholstery (except textiles and leather), *Office Seating* upholstery, textiles, leathers and finishes. Fabric boards textiles and Smokador Collection leathers, *KnollExtra* Pop Up Screens.

2 Years: Anchor Storage digital locks, *Quoin* digital locks, all other *KnollExtra* product and *KnollTextiles* Ultrasuede.

1 Year: Light ballasts, bulbs and power supply, seating upholstered armpads and soft armpads, wood casegoods upholstered surfaces. *KnollStudio,* outdoor product finishes, *k. lounge* upholstery and *k. lounge* fabric. *Rockwell Unscripted* fabric and accessories, *Spinneybeck* leathers, and *KnollTextiles* upholstery except Ultrasuede.

This warranty does not apply to:

- Damage caused by a carrier other than the Seller.
- Normal wear and tear or acts or omissions of parties other than Seller (including user modification, improper use or installation of Products).
- COM or other third party materials applied to Products.
- Products not installed by or under the auspices of a Knoll Dealer.
- Dramatic temperature variations or exposure to unusual conditions.
- Changes in surface finishes, including colorfastness due to aging or exposure to light.
- Except as specifically noted above, textiles and upholstery supplied by *KnollTextiles* and Spinneybeck FilzFelt (consult current price lists for applicable warranties).

Natural variations occurring in wood, marble, and leather shall not be considered defects, and the Seller does not guarantee the colorfastness or matching of the colors, grains or textures, or surface hardness of such materials. The Seller also does not guarantee the colorfastness of fiberglass panel surfaces.

THE EXPRESS WARRANTIES CONTAINED HEREIN ARE IN LIEU OF ALL OTHER WARRANTIES, EXPRESS OR IMPLIED, INCLUDING ANY WARRANTIES OF MERCHANTABILITY AND FITNESS FOR PARTICULAR PURPOSE AND ALL OTHER WARRANTIES ARISING FROM COURSE OF DEALING OR USAGE OF TRADE.

The remedies provided above are the Purchaser's sole remedies for any failure of Seller to comply with its obligations regarding the workmanship of its Products. Correction of any nonconformity in the manner and for the period of time provided shall constitute complete fulfillment of all liabilities of Seller, with respect to or arising out of the Product furnished hereunder.

Delay/Force Majeure

Seller shall not be liable for failure to perform or for delay in performance due to fire, flood, strike or other labor difficulty, act of God, act of war or terrorism, act of any governmental authority or of the Purchaser, riot, embargo, fuel or energy shortage, wrecks or delay in transportation, inability to obtain necessary labor, materials or manufacturing facilities from usual sources or failure of suppliers to meet their contractual obligations, or due to any cause beyond its reasonable control. If any such event occurs, Seller may extend delivery dates by a period of time necessary to overcome the effect of such delay, allocate available Product or cancel any purchase order.

Compliance with Law

PURCHASER IS SOLELY RESPONSIBLE FOR COMPLIANCE WITH ALL APPLICABLE FEDERAL, STATE AND LOCAL LAWS, ORDINANCES, REGULATIONS, RULES AND STANDARDS RELATING TO THE INSTALLATION, MAINTENANCE, USE AND OPERATION OF THE PRODUCTS.

Patents

Subject to the following provisions, Seller shall, at its own expense, defend or, at its option, settle any claim, suit or proceeding brought against the Purchaser, and/or its vendees, mediate and immediate, so far as based on an allegation that any Product or any part thereof furnished hereunder constitutes a direct or a contributory infringement of any claim of any patent of the United States or Canada. This obligation shall be effective only if Purchaser shall have made all payments then due hereunder and if Seller is notified promptly in writing and given authority, information and assistance for the defense of said claim, suit or proceeding. Seller shall pay all damages and costs awarded in such suit or proceedings so defended.

The foregoing indemnity does not apply to the following:

- Products supplied according to a design other than that of Seller, and which is required by the Purchaser.
- Combination of the Product with another product not furnished hereunder unless Seller is a contributory infringer.
- Any settlements of a suit or proceeding made without Seller's written consent.

Limitations of Liability

SELLER, ITS CONTRACTORS, AUTHORIZED DEALERS AND SUBCONTRACTORS OR SUPPLIERS OF ANY TIER SHALL NOT BE LIABLE TO PURCHASER FOR ANY SPECIAL, INDIRECT, INCIDENTAL OR CONSEQUENTIAL DAMAGES ARISING FROM A BREACH OF THIS AGREEMENT.

Purchaser's remedies set forth herein are exclusive and the liability of Seller with respect to the breach of this agreement or any contract entered into between the parties pursuant hereto shall not exceed the price of the Product or part on which such liability is based.

General Ordering Information

The Products
This guide encompasses all standard products for this product group.

Sizes
Dimensions listed in this guide are indicated as:
H = height
W = width
D = depth
Dia. = diameter
Rad. = radius

Pricing
All prices shown are list.

How to Order
Select pattern numbers and quantities required for your complete installation. Product questions can be addressed in the specific sections of this guide or by contacting your sales representative or customer resource representative at 1-800-343-5665.

Next, select options (if required), along with colors and finishes appropriate to each product. Reference the Finishes and Fabrics pages for color designations.

On large installations, an item's "designated area" can be specified to assist in product organization and handling.

To expedite complete / correct entry of your order, be certain all pattern numbers, quantities, colors and area identifications are completely specified. Also, include complete purchase order numbers, bill-to and ship-to addresses, a contact name and specific factory shipping dates required.

Mail all orders to:
Knoll, Inc.
1235 Water Street
P.O. Box 157
East Greenville, PA 18041
Attention: Order Entry

Once your order is entered at Knoll, an acknowledgment will be mailed to you. You will be advised of your scheduled shipping date within five days of the original acknowledgment. If it is necessary to revise your order, please contact your customer resource representative.

Sustainability Statement

Sustainable design is a key component of Knoll's environmental focus. Our commitment to social responsibility and a healthy environment has prompted us to further articulate our longstanding environmental programs and, with encouragement and support from our colleagues in the industry, we have re-energized our focus on such "green" initiatives as life cycle analysis and LEED™ certification. Knoll is proud to have contributed to projects that have received LEED certification from the U.S. Green Building Council.

For the latest information on Knoll products that help our customers achieve LEED certification, log on to knoll.com, click on "About Knoll" and then "Environmental Focus."