



Transition Strips

Add a functional finishing touch to your coordinated color scheme with Shaw Contract Transition Strip products. Available in five profiles, Transition Strip is available in seven colors that coordinate with the Shaw Contract Cove Base color line.

Notes

1. Transition Strips are available in seven colors that coordinate with the Shaw Contract Cove Base color line.
2. Transition Strip is Thermoplastic (TP) rubber, and is very flexible.
3. Transition Strip is sold in 12' sticks, 3 per carton.
4. Transition Strip is backed by a two year warranty.
5. Easy to install and immediately ready to walk on using transition tape.

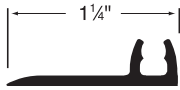
Product Specifications

| | |
|---------------------|---|
| Construction | Thermoplastic Rubber |
| Size | 12' sticks, sold by carton Each carton contains 3 sticks or 36' |
| Warranty | 2 years |

Recommended Installation

When installing a transition that does not require metal track we recommend a quality contact cement such as 3MTM Scotch- Grip™ Contact Adhesive 10, W.F. Taylor Touchdown®1N-C, or Parabond®M-250.

When installing metal track, we recommend Transition Tape.



142VS
Pinless Metal Track
(aluminum finish, no color)
3 pieces/carton, Length: 12'

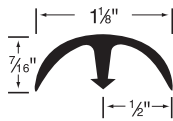
142VS
Pinless Metal Track
(Used with 145VS and 147VS T-Molding)



143VS
Tile Carpet Reducer 1/8"
3 pieces/carton, Length: 12'

143VS
Tile Carpet Reducer 1/8"

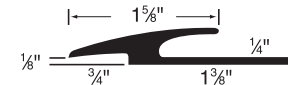
- 4MM Click LVT to Broadloom Carpet
- 5MM Click LVT to Broadloom Carpet
- 2.5MM Glue Down LVT to Broadloom Carpet
- 3MM Glue Down LVT to Broadloom Carpet
- 2.2MM Glue Down Sheet to Broadloom Carpet
- VCT to Broadloom Carpet
- 4MM Click LVT to Carpet Tile
- 5MM Click LVT to Carpet Tile
- 2.5MM Glue Down LVT to Carpet Tile
- 3MM Glue Down LVT to Carpet Tile
- 2.2MM Glue Down Sheet to Carpet Tile
- VCT to Carpet Tile



145VS
Snap-Down T-Molding 1 1/8"
3 pieces/carton, Length: 12'

145VS
Snap-Down T-Molding 1 1/8"
(Used with 142VS Pinless Metal Track)

- 2.5MM LVT to 3MM LVT
- 2.5MM LVT to VCT
- 3MM LVT to VCT



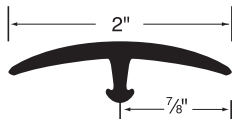
146VS
Resilient Carpet Reducer 1/8"
3 pieces/carton, Length: 12'

146VS
Resilient Carpet Reducer 1/8"

- 4MM Click LVT to Broadloom Carpet
- 5MM Click LVT to Broadloom Carpet
- 2.5MM Glue Down LVT to Broadloom Carpet
- 3MM Glue Down LVT to Broadloom Carpet
- 2.2MM Glue Down Sheet to Broadloom Carpet
- VCT to Broadloom Carpet
- 4MM Click LVT to Carpet Tile
- 5MM Click LVT to Carpet Tile
- 2.5MM Glue Down LVT to Carpet Tile
- 3MM Glue Down LVT to Carpet Tile
- 2.2MM Glue Down Sheet to Carpet Tile
- VCT to Carpet Tile

SHAWCONTRACT.COM

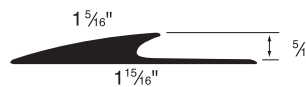
TRANSITION STRIPS



147VS
Snap-Down T-Molding 2"
3 pieces/carton, Length: 12'

147VS
Snap-Down T-Molding 2"
(Used with 142VS Pinless Metal Track)

- 4MM Click LVT to 5MM Click LVT
- 4MM Click LVT to 2.5MM LVT
- 4MM Click LVT to 3MM LVT
- 4MM Click LVT to VCT
- 5MM Click LVT to 2.5MM LVT
- 5MM Click LVT to 3MM LVT
- 5MM Click LVT to VCT
- 2.5MM LVT to 3MM LVT
- 2.5MM LVT to VCT
- 3MM LVT to VCT



144VS
Carpet Reducer 5/16"
3 pieces/carton, Length: 12'

144VS
Carpet Reducer 5/16"

- 4MM Click LVT to Broadloom Carpet
- 5MM Click LVT to Broadloom Carpet
- 2.5MM Glue Down LVT to Broadloom Carpet
- 3MM Glue Down LVT to Broadloom Carpet
- 2.2MM Glue Down Sheet to Broadloom Carpet
- VCT to Broadloom Carpet
- 4MM Click LVT to Carpet Tile
- 5MM Click LVT to Carpet Tile
- 2.5MM Glue Down LVT to Carpet Tile
- 3MM Glue Down LVT to Carpet Tile
- 2.2MM Glue Down Sheet to Carpet Tile
- VCT to Carpet Tile