

Kloud®
Serpentine Sofas, Ottomans, and Benches

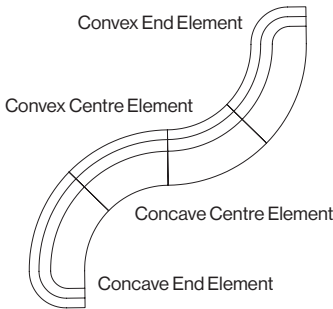
Karim Rashid



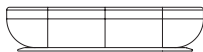
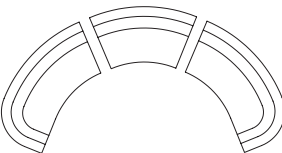
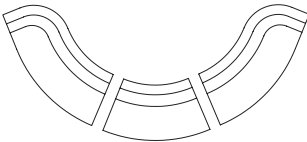
Frame:
Laminated wood base frame with rubber webbing under the fixed cushion. The foam body is supported with a tubular steel frame inside.

Seat and Back:
The seat and back are polyurethane foam, seat covered in Fortrel®. Upholstered in leather or fabric.

Base:
The base is painted silver.



CONVEX					
14994	Right End Element				
	sh 19"	ah 25¾"	w 73"	d 28½"	h 30½"
14991	Centre Element				
	sh 19"		w 55"	d 28½"	h 30½"
CONCAVE					
14997	Right End Element				
	sh 19"	ah 25¾"	w 67"	d 28½"	h 30½"
14992	Centre Element				
	sh 19"		w 55"	d 28½"	h 30½"
14996	Left End Element				
	sh 19"	ah 25¾"	w 67"	d 28½"	h 30½"
STRAIGHT					
14995	sh 19"		w 24"	d 28½"	h 30½"
BENCH					
14990	Ottoman				
	sh 16"		w 30"	d 30"	h 16"
14998	Two Seat Bench				
	sh 16"		w 48"	d 30"	h 16"
14953	Two Seat Large Bench				
	sh 16"		w 60"	d 30"	h 16"
14999	Three Seat Large Bench				
	sh 16"		w 72"	d 30"	h 16"



Kloud®

Serpentine Sofas, Ottomans, and Benches

Karim Rashid



With its softer aura, the Kloud® Collection lends a new meaning to comfort and design in any modern setting, whether public spaces, offices or residential. It embodies Nienkämper's commitment to bringing the finest design to public spaces.

"I envisioned the Kloud® Serpentine like the little soft clouds that go on forever and ever. Mimicking the Infinity of Nature, the Serpentine allows anyone to create their own soft seating comfort configurations." Karim Rashid