

# Vox<sup>®</sup> Office<sup>™</sup>

Mark Muller



**Prices include freight charges, blanket wrapped, dock delivered, from the manufacturing source to any location in the contiguous United States. Packing and/or crating are available, if required, upcharges apply.**

**VOX<sup>®</sup> Office<sup>™</sup>**

PRIVATE OFFICE PLANNING GUIDE

## FOREWORD

---

### Introducing Vox®Office™

Part of the family of Vox® products, Vox® Office™ is imbued with the same quality, aesthetic, and functional attributes that all of the Vox® Conference Series embodies.

Vox® Office™ is a private office concept, which utilizes a series of highly flexible components.

The ability to manipulate one's environment at work allows the end user to create spaces that speak to their own specific needs – delivering environments that can be as productive as they are beautiful.



Vox®Office™ has won the following design awards:

2004: Architectural Record “Best Products”

2004: SIDIM Gold Award

2003: IIDEX NeoCon® Canada Gold Award

## TABLE OF CONTENTS

---

FORWARD	2
VENEER/FINISHES	4
EDGE DETAILS	5
WOOD GRAIN & COLORED LAMINATE FINISHES	5-7
METAL AND PAINT FINISHES	8
DRAWER/DOOR PULL SPECIFICATIONS	9
VOX OFFICE FEATURES	10-11
OFFICE LAYOUTS	12-19
WORKSURFACES	20-21
RETURNS FOR VOX OFFICE	22-24
LEG SUPPORTS	25
FILE STORAGE CAPACITY	26
PEDESTAL STORAGE	27-31
BOOKCASES	32
PROJECT TABLES – FIXED HEIGHT	33-37
PROJECT TABLES- PEDESTAL STORAGE	38
T-BASE TABLE DESK	39
PEDESTAL DESKS	40-41
PROJECT TABLES – ADJUSTABLE HEIGHT	42-44
PROJECT TABLES - FOUR LEGS ON CASTERS	45-46
WORKSURFACE STORAGE UNITS	47
OVERHEAD STORAGE - PRODUCT OVERVIEW	48-49
WALL MOUNTED OVERHEAD STORAGE	50-51
WORKWALLS WITH GABLES	52-53
STORAGE CLOSETS	54-59
ACCESSORIES FOR ACCESSORY RAIL	60-63
ACCESSORIES FOR VOX®OFFICE™	64-65
TASK LIGHTING & BASE OPTIONS	66-67
MONITOR SUPPORTS	68-69
CPU HOLDERS	70-71
KEYBOARD SUPPORTS	72-73
STORAGE ACCESSORIES - UNDER WORKSURFACE	74
TERMS AND CONDITIONS OF SALE	75

## 

All wood surfaces are protected with a durable polyurethane clear laquer with UV inhibitor. This finish is known for its exceptional durability, as well as abrasion, chemical, impact and scratch resistance. Standard sheen level is 45 degrees. Optional 10 and 35 degree sheen levels are available on request at no additional cost.

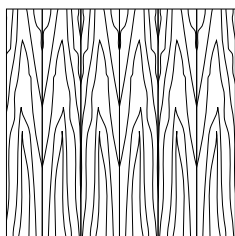
Wood Species	Order Code	Veneer/Stain	Upcharge
Maple	F-01	Natural Maple	No upcharge applies.
	F-02	Natural Curly Maple - Rotary Cut	Add 15%.
	F-03	Natural Bird's Eye Maple - Rotary Cut	Call Customer Service for pricing.
	F-04	Maple Stained Pear	No upcharge applies.
Cherry	F-05	Natural Cherry	No upcharge applies.
	F-06	Standard Cherry	No upcharge applies.
	F-07	Cherry Stained Amber	No upcharge applies.
	F-08	Cherry Stained Auburn	No upcharge applies.
	F-09	Cherry Stained Burgundy	No upcharge applies.
Mahogany	F-10	Light Mahogany	No upcharge applies.
	F-11	Medium Mahogany	No upcharge applies.
	F-12	Dark Mahogany	No upcharge applies.
	F-13	Red Mahogany	No upcharge applies.
Anagre	F-14	Natural Figured Anagre - Qtr. Cut Book-Match	Add 15%.
	F-15	Figured Anagre Stained Amber - Qtr. Cut Book-Match	Add 15%.
Sycamore	F-16	Natural Figured Sycamore - Qtr. Cut Book-Match	Add 15%.
Walnut	F-17	Burnt Walnut	No upcharge applies.
	F-19	Natural Walnut	No upcharge applies.
	F-24	Carbon Grey Walnut	No upcharge applies.
White Oak	F-18	Natural White Oak - Flat Cut Book-Match (10° sheen)	No upcharge applies.
		Natural White Oak - Rift Cut Slip-Match (10° sheen)	Add 5%
Sapele – Ribbon Stripe	F-20	Natural Ribbon Strip Sepele - Qtr. Cut Slip-Match	No upcharge applies.
Moabe (Cherry substitute)	F-21	Natural Moabe - Quarter - Qtr. Cut Book-Match	No upcharge applies.
Cape Coast Walnut	F-22	Dark Cape Coast Walnut - Qtr. Cut Slip-Match	No upcharge applies.
	F-23	Natural Cape Coast Walnut - Qtr. Cut Slip-Match	No upcharge applies.
Ash	F-25	Slate Grey Ash - Qtr. Cut Slip-Match	No upcharge applies.

## 

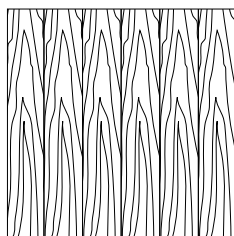
Nienkamper products utilize the best quality veneers available, and, combined with Nienkämper's patented veneering systems, create work environments of incredible quality and beauty.

All veneer furniture comes standard with flat cut book-match veneer; flat cut slip-match veneer can also be specified. Quarter cut slip-match and quarter cut book-match veneers are available at a 5% upcharge. Figured Anagre and Figured Sycamore veneers are Quarter cut book-matched. Bird's Eye Maple and Curly Maple are rotary cut.


Facet Edge, Taper edge and Flowform edge tops with veneer are manufactured with a solid wood edge. All edges are then veneer wrapped to create a seamless profile top.




Standard  
Flat Cut Book-Match V1



Flat Cut Slip-Match V2



Quarter Cut Slip-Match  
Add 5% V3



Quarter Cut Book-Match  
Add 5% V4

## Wood grain plastic laminate surfaces are available on table tops with Facet and Taper edges.

These tops are manufactured with a solid wood edge that is applied prior to the laminate top surface. This method conceals the thickness of the wood edge, while providing the durability required. Wood edges are selected that most closely resemble both the species and the color of the laminate chosen

Nienkämper has pre-selected a number of standard wood grain plastic laminates that represent a cross section of both color and species. Simply include the order code with the model number to make these selections. Alternatively wood grain plastic laminates selected outside of Nienkämper's standard selection can be made by specifying the manufacturer as well as the description and model number of the laminate at the time of order. Note: for Facet edge tops the laminate must be a post-forming grade.

Wood Grain Plastic Laminate Surfaces	Order Code	Manufacturer #	Finish
Champagne Sagawood	WL1	Nevamar WM8349T	Textured
Hardrock Maple	WL2	Pionite WM791-SD	Textured/Suede
Amber Curly Maple	WL3	Pionite WM221-SD	Textured/Suede
Anagre	WL4	Pionite WX041-SD	Textured/Suede
Monticello Maple	WL5	Wilsonart 7925-38	Fine Velvet Texture
Millwork Cherry	WL7	Pionite WC431PV	PV-Polished Velvet
Figured Anagre	WL8	Formica7284-58	Matte
Huntington Maple	WL9	Wilsonart 7929-38	Fine Velvet Texture
Wild Cherry	WL10	Formica 5904.43	Artisan
Amber Cherry	WL11	Wilsonart 7919.38	Fine Velvet Texture
Figured Mahogany	WL12	Wilsonart 7040A-60	Matte
Fusion Maple	WL13	Wilsonart 7909-78	Fine Grain
New Age Oak	WL14	Wilsonart 7938-78	Fine Grain
Natural Pear	WL15	Wilsonart 7061-78	Fine Grain
Tuscan Walnut	WL16	Wilsonart 7921-78	Fine Grain
Nepal Teak	WL17	Wilsonart 7209-78	Fine Grain
Wild Cherry	WL18	Wilsonart 7054-78	Fine Grani
River Cherry	WL19	Wilsonart 7937-78	Fine Grain
Montana Walnut	WL20	Wilsonart 7110-78	Fine Grain
Sanara	WL21	Wilsonart 7932-78	Fine Grain
Windsor Mahogany	WL22	Wilsonart 7039-78	Fine Grain
Williamsburg Cherry	WL23	Wilsonart 7936-78	Fine Grain
Florence Walnut	WL25	Wilsonart 7993-78	Fine Grain
Skyline Walnut	WL26	Wilsonart 7964K-12	Soft Grain
Sterling Ash	WL27	Wilsonart 7995-78	Fine Grain

To specify the wood grain laminate required simply add the Order Code WL\_ to the model number of the product.

Wood grain laminate samples are available from your local sales representative or by calling Nienkämper's customer service department at 1-800-668-9318.

## P-LAM

### COLOURED P-LAM

Both Taper and Facet edge profiles are available with a colored laminate top.

**Laminate edging on Taper tops.** Edging will match the top surface and is applied prior to the surface laminate. By applying the laminate in this way the seam is positioned horizontally, is much less conspicuous as well as more durable.

**Wood edging** on Facet and Taper Edge tops is applied prior to the laminate. By applying the wood edge in this way the thickness of the wood edge is concealed, while providing the durability required. Wood species and finishes for edging, can be selected from page 4.


For laminates specified outside of Nienkämper's standard selection, specify the manufacturer as well as the description and model number of the laminate selected at time of order. For Facet edge tops, the laminate must be a post forming grade.

**Translucent edging** on Taper edge tops is applied after the surface laminate. The translucent edge is very durable. Clear translucent edge provides a good match with most white colored laminates, while silver translucent edge provides a metallic look and contrast to colored plastic laminates.



Taper edge in clear translucent with white P-Lam top

Coloured Plastic Laminates Surface	Order Code	Manufacturer #	Finish
Grey (Nienkämper - Light Grey/Putty)	CL-01	Wilsonart 1500-60	Matte
Platinum Gray (Nienkämper - Medium Grey/Clay)	CL-02	Nevamar S6023T	Textured
Slate Grey (Nienkämper - Dark Grey)	CL-03	Wilsonart D91-60	Matte
Black	CL-04	Wilsonart 1595-60	Matte
Angel White	CL-05	Pionite SW-826SD	Textured/Suede
Frosty White	CL-06	Wilsonart 1573-60	Matte
White (for writable surface)	CL-07	Formica 949-90	Gloss



Add the order code behind the edge profile when specifying.

### FINGERPRINT RESISTANCE P-LAM

Fingerprint Resistance Plastic Laminate is an innovative material created for interior design applications and is suitable for both vertical and horizontal interior applications on our nienkamper furniture.

The external surface of Fingerprint Resistance Plastic Laminate involves the use of nanotechnology made possible by next generation acrylic resins.

The unique composition offers extraordinary features coupled with a unique user experience. These include an ultra matt surface (eliminating glare), an ultra sofa feel, an anti-fingerprint surface, thermal healing of micro-scratches, increased durability as well as anti-bacterial and mold-resistant properties.

**Edgeband** with matching color to the Fingerprint Resistance Plastic Laminate is only available on taper edge. For 1" or 1-1/4" thick top with self edge, same Fingerprint Resistance Plastic Laminate can be specified for the self edge or it can be in clear/silver translucent edge.

There is a 10% upcharge on our standard plastic laminate table pricing for Fingerprint Resistance Plastic Laminate.

Colored "Fingerprint Resistance" Plastic Laminate Surface	Order Code	Finish
Black	RL-01	Matte
Gray	RL-02	Matte
Pure White	RL-03	Matte
Sand	RL-04	Matte
Bronze	RL-05	Matte

Edgeband to Match with Colored "Fingerprint Resistance" Plastic Laminate	Order Code
Black	RE-01
Gray	RE-02
Pure White	RE-03
Sand	RE-04
Bronze	RE-05

# METAL AND PAINT FINISHES

---

Vox® Office™ has a variety of surfaces that are anodized aluminum, including support legs, pencil stop, accessory track and accessories. Other painted surfaces are medium density fiberboard, including all cabinet cases, pedestals and project bin storage areas. Vox® Office™ is standard with painted cases, if veneer cases are required, contact Nienkämper Customer Service at 1.800.668.9318 for pricing.

The following chart gives a description of the three available aluminum finishes as well as their corresponding paint colors.

Two grades of paint finish are available for cabinets.

Standard pricing includes a semi gloss tinted paint that is color matched to the three anodized aluminum finishes.

Premium finishing includes a high luster metallic paint that is color matched to the three anodized aluminum finishes  
Add 5% list up charge for metallic paint finishes.

Anodized Aluminum	Code	Standard Paint to match anodized aluminum	Code	Metallic Paint to match anodized aluminum	Code
Silver	AL-01	Silver	SP-01	Silver Metallic	MP-01
Champagne	AL-02	Champagne	SP-02	Champagne Metallic	MP-02
Light Bronze	AL-03	Light Bronze	SP-03	Light Bronze Metallic	MP-03






Polished Aluminum	Code
Polished	AL-PL

Polished Aluminum legs (Page 25) can be selected as an option, upcharges apply.

Simply specify the finish of choice when placing your order.

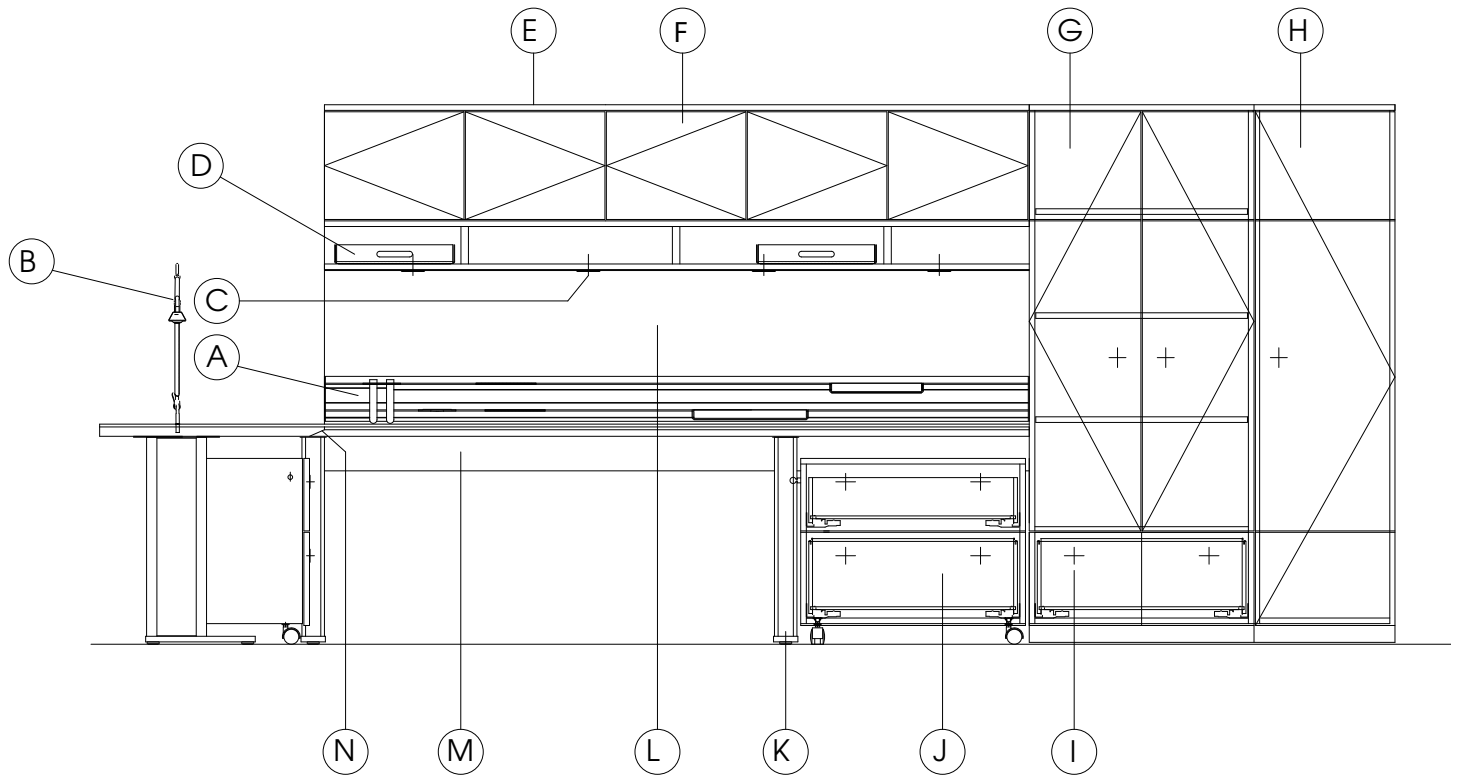
Anodized aluminum as well as paint finishes are available from your local sales representative or from Nienkämper’s customer Service department. Call 1.800.668.9318.

## DRAWER/DOOR PULL SPECIFICATIONS

	Finish	Model Number	L"	x	H" x D"	Product Description
 <p><u>Flush Pull – Paint Finish</u></p>	Silver	FP-S	2"		1 <sup>3</sup> / <sub>4</sub> " x 1 <sup>1</sup> / <sub>16</sub> "	<p>This flush pull is cast stainless steel and is finished in standard paint finishes to match cabinets. When ordering pulls, add the drawer pull code to the end of the model number of the cabinet selected.</p> <p>Flush pulls are horizontal on credenza fronts, vertical on closet fronts.</p>
	Champagne	FP-C				
	Light Bronze	FP-LB				
 <p><u>Flush Pull 2 – Paint Finish</u></p>	Silver	FP2-S	4 <sup>1</sup> / <sub>2</sub> " - 7"		2 <sup>1</sup> / <sub>8</sub> " x 3 <sup>3</sup> / <sub>16</sub> "	<p>This flush pull is die cast zinc and is finished in a metallic silver or champagne paint supplied in two sizes scaled to fit the cabinet fronts. When ordering pulls, add the drawer pull code to the end of the model number of the cabinet selected.</p> <p>Flush pulls are horizontal on credenza fronts, vertical on closet fronts.</p>
	Champagne	FP2-C				
 <p><u>Swivel Pull – Paint Finish</u></p>	Silver	SP-S	1 <sup>1</sup> / <sub>8</sub> "		1 <sup>3</sup> / <sub>4</sub> " x 1 <sup>1</sup> / <sub>16</sub> "	<p>The swivel pull is cast stainless steel and is finished in standard paint finishes to match cabinets. When ordering pulls, add the drawer pull code to the end of the model number of the cabinet selected.</p>
	Champagne	SP-C				
	Light Bronze	SP-LB				
 <p><u>Satin Finish</u></p>	Satin Finish	BP-BSS	13 <sup>3</sup> / <sub>8</sub> " - 19 <sup>5</sup> / <sub>8</sub> "		3 <sup>3</sup> / <sub>8</sub> " x 1 <sup>1</sup> / <sub>2</sub> "	<p>The satin finished stainless steel bar pull is supplied in two sizes scaled to fit the cabinet fronts. All bar pulls run horizontally on credenza fronts, and vertically on all closet fronts. When ordering pulls, add the drawer pull code to the end of the model number of the cabinet selected.</p>
	Silver	BP-S	14" - 20"		3 <sup>3</sup> / <sub>8</sub> " x 1 <sup>1</sup> / <sub>2</sub> "	<p>The aluminum bar pull is supplied in two sizes scaled to fit the cabinet fronts. All bar pulls run horizontally on credenza fronts and vertically on all closet fronts. Available in three standard anodized finishes to match cabinets. When ordering pulls, add the drawer pull code to the end of the model number of the cabinet selected.</p>
	Champagne	BP-C				
	Light Bronze	BP-LB				

# VOX® OFFICE™ FEATURES

DESIGN – MARK MÜLLER



## VOX® OFFICE™ FEATURES

A – The accessory rail is a 6" high continuous aluminum surface that is positioned directly over the back of the desktop. A variety of accessories including, letter and legal trays, pencil cups, vase, binder storage and picture holders are available to personalize the workstation. Pages 60-63 describes accessory options.

B – Task lighting is fully integrated into the workstation with two distinct models to choose from. Task lighting can be ordered fixed in position with flush grommet connections or with a movable base. Pages 66-67 describes these lighting options.

C – Two lighting solutions are integrated into the overhead storage units. Halogen lighting evenly spaced under the overheads can be dimmed with four settings. A touch dimmer is located directly in the workstation top. Fluorescent lighting discreetly positioned behind a valance is also switched on or off at the worksurface. Page 49 describes overhead lighting options.

D – Project bin storage is an option for Vox® Office™. While providing an aesthetic feature it also incorporates an area for prioritized stacking of current projects. Project bins are an accessory item found on page 49.

E – Overhead storage units can be ordered in a range of heights and widths, with or without project bin storage or lights. Cabinets are painted in a choice of three colors in both metallic and non metallic finishes.

F – Overhead storage doors are available in a range of stains and veneers on page 4. Overhead doors can also be specified with aluminum-anodized trim and glass panels that are either clear or frosted. Door options are specified when ordering overhead cabinets on pages 50-53.

G – Storage closets are available in 2 depths 26<sup>1</sup>/<sub>4</sub>" and 29<sup>1</sup>/<sub>2</sub>" and 2 widths 30", and 36" to accommodate any planning situation. Interior options include box, file, lateral files, and/or reversible binder/storage shelves.

H – Personal closets are 10" and 18<sup>5</sup>/<sub>8</sub>" wide. Large personal closets can be ordered with adjustable shelving, coat storage, or with a range of personal items that include a mirror, safe, and drawer interiors. Page 59 describes storage closet options.

I – A variety of pull options and finishes are available for drawer/door fronts and include two styles of flush recessed pulls, a swivel handled pull, and several bar pull options. Page 9 describes these pull options.

J – A range of fixed and mobile storage pedestals are available that include both storage and file interiors. Pages 27-31 describe pedestal options. Page 26 illustrates the capacity of letter and legal files in each pedestal.

K – Vox® Office™ legs are made from a hollow aluminum profile that is fixed to an aluminum base plate. Vox legs can be specified in all of the standard anodized colors. If wire management is required inside the leg an optional assembly can be specified (page 25) that allows the sides of the leg to be removed. Standard legs have fixed side panels.

L – The fabric tack panel surface starts directly above the accessory rail and in cases where the accessory rail is not ordered it drops below the worktop. COM yardages and costs are also described here.

M – A large wire management trough below the work surface and tack panel allows cables to be conveniently stored anywhere along its length. Primary worktops accommodate cabling with a continuous wire access slot 1<sup>1</sup>/<sub>4</sub>" wide that is concealed with an aluminum pencil stop and rubber reveal strip. This provides a universal opportunity for positioning cables.

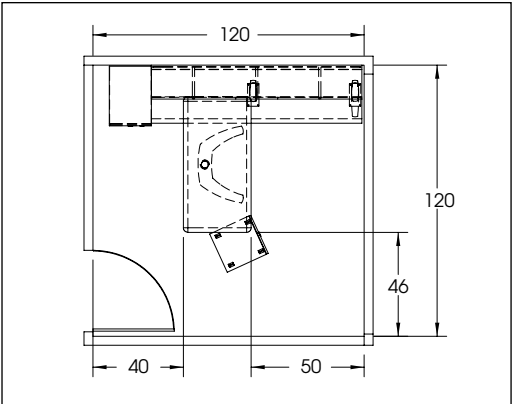
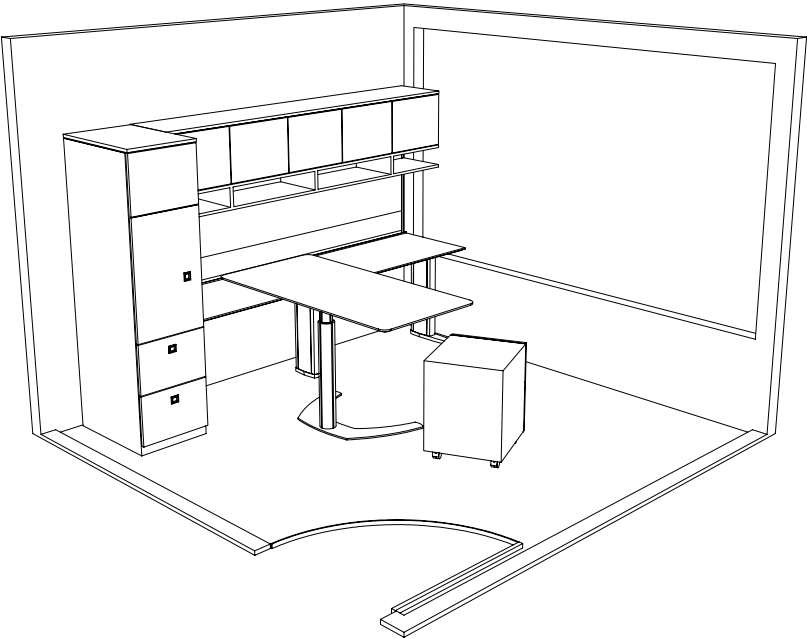
N – Tops are available in a range of standard veneers and stains as well as wood and colored laminates found on pages 4-7. 1<sup>1</sup>/<sub>4</sub>" Tops are tapered to <sup>3</sup>/<sub>8</sub>" to reveal a thin edge which is the standard edge profile for Vox® Office™.

O – Project Tables are available as fixed or movable worksurfaces in a variety of shapes. Movable project tables are also available with height adjustable option found on pages 42-44.

OFFICE LAYOUTS

10' x 10' ROOM DESIGN - MARK MÜLLER

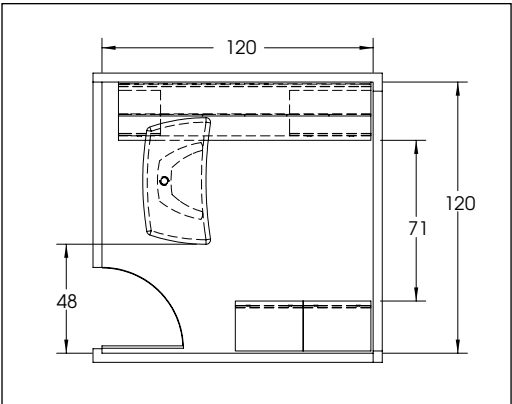
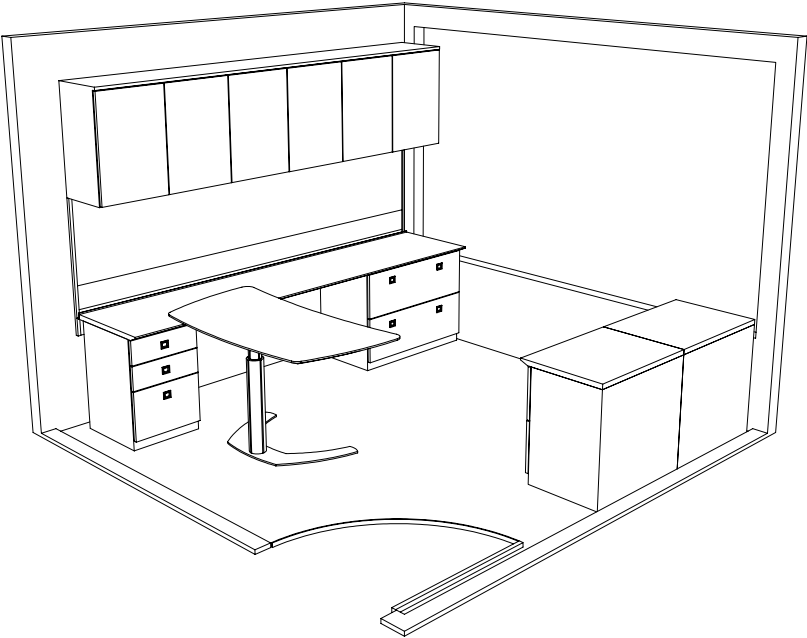
OPTION A



Worktop 93 <sup>1</sup> / <sub>8</sub> " X 23 <sup>3</sup> / <sub>4</sub> "	70037/2	1,760
Overhead Single Height 5 Hinged Wood Doors	71035/HW	3,845
Project Bin 5	71051	685
Standard Tack Panel 5	71055	1,115
Wardrobe 18 <sup>5</sup> / <sub>8</sub> " x 26 <sup>3</sup> / <sub>8</sub> " x 73"	70741	4,665
Rectangular Shape Project Table Pneumatic Height Adjustment 60" x 30" x 26 <sup>1</sup> / <sub>2</sub> -44"	70303/2	3,645
Movable Pedestal Storage Box/File, Pencil Drawer, Front Locks 18 <sup>5</sup> / <sub>8</sub> " x 20" x 24 <sup>3</sup> / <sub>4</sub> "	70251	2,830
Closed Elliptical Leg 3 <sup>1</sup> / <sub>8</sub> " x 14 <sup>3</sup> / <sub>4</sub> " x 27 <sup>3</sup> / <sub>4</sub> "	70001	725
Closed Elliptical Leg 3 <sup>1</sup> / <sub>8</sub> " x 8 <sup>1</sup> / <sub>2</sub> " x 27 <sup>3</sup> / <sub>4</sub> "	70003	725
<b>Total List Price</b>		<b>19,995</b>

<b>Product Name</b>	<b>Model Number</b>	<b>List Price</b>
---------------------	---------------------	-------------------

OPTION B

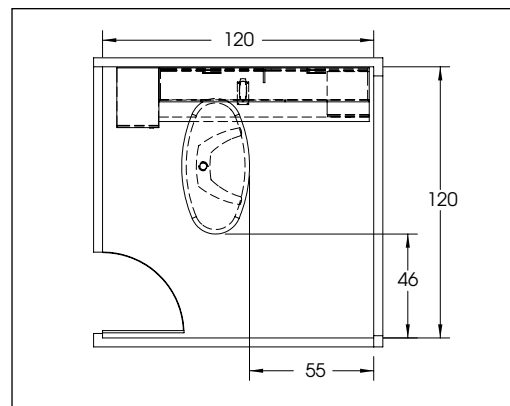
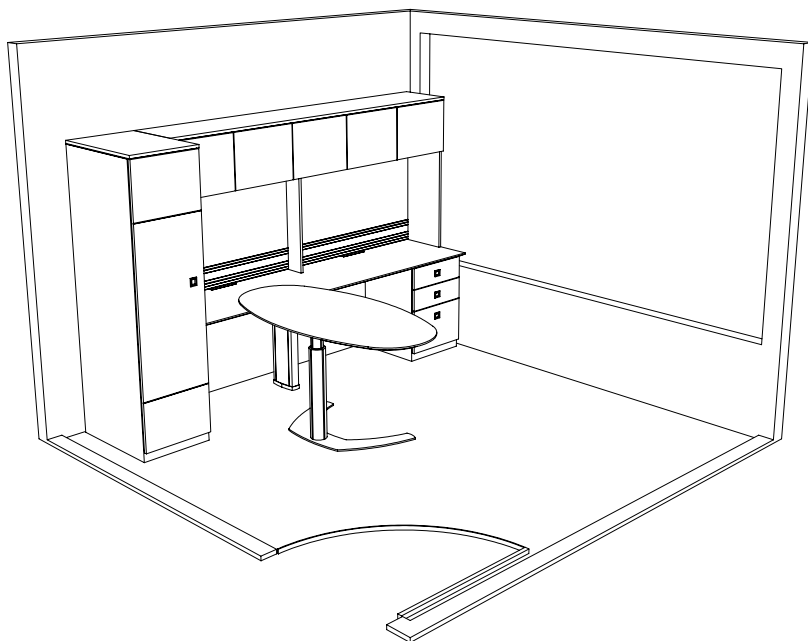


Worktop 111 <sup>3</sup> / <sub>4</sub> " X 23 <sup>3</sup> / <sub>4</sub> "	70047/2	2,100
Fixed Pedestal Storage, 2 Lateral File, Front Locks 36" x 20" x 27 <sup>3</sup> / <sub>4</sub> "	70217	4,805
Fixed Pedestal Storage, 2 Box/1 File, Pencil Drawer, Front Locks 18 <sup>5</sup> / <sub>8</sub> " x 20" x 27 <sup>3</sup> / <sub>4</sub> "	70203	2,895
Forma Shape Project Table, Pneumatic Height Adjustment 56" x 30" x 26 <sup>1</sup> / <sub>2</sub> -44"	70395/2	3,715
Overhead Double Height 6 Hinged Wood Doors	71038/HW	5,775
Standard Tack Panel 6	71056	1,315
Fixed Pedestal Storage, 2 File with Wood Top - Lateral, Front Locks 30" x 22 <sup>1</sup> / <sub>8</sub> " x 29"	70214/2	8,215
<b>Total List Price</b>		<b>28,820</b>

# OFFICE LAYOUTS

10' x 10' ROOM DESIGN - MARK MÜLLER

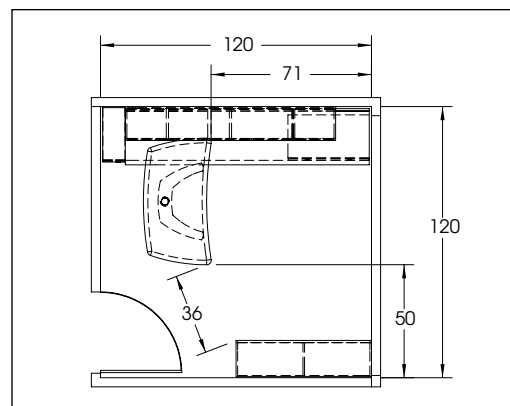
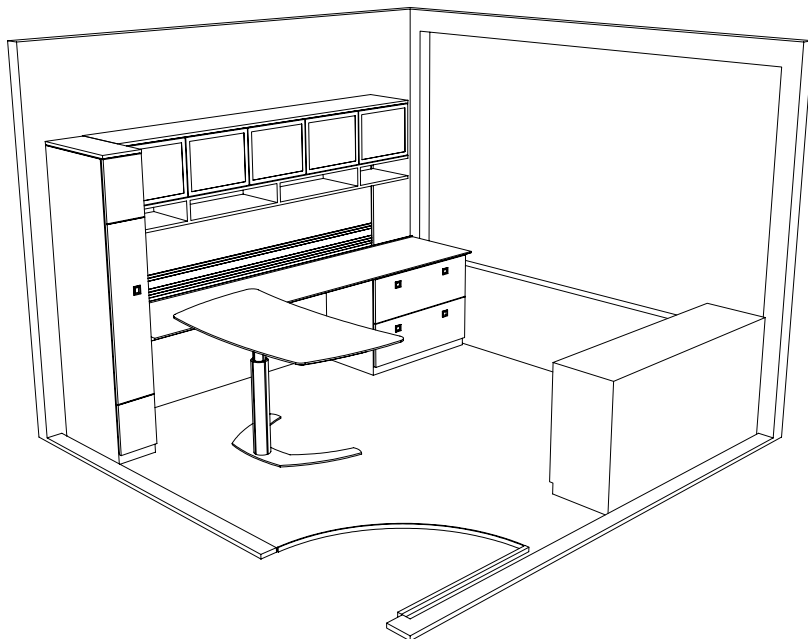
## OPTION C



Worktop 93 <sup>1</sup> / <sub>8</sub> " X 23 <sup>3</sup> / <sub>4</sub> "	70037/2	1,760
Workwall Single Height 5 Hinged Wood Doors	71045/HW	4,630
Tack Panel C/W Rail 5	71059	1,595
Personal Closet 18 <sup>5</sup> / <sub>8</sub> " x 26 <sup>3</sup> / <sub>8</sub> " x 73"	70551	3,630
Vox Office Fixed Pedestal Storage 2 Box/1 File, Pencil Drawer, Front Locks 18 <sup>5</sup> / <sub>8</sub> " x 20" x 27 <sup>3</sup> / <sub>4</sub> "	70203	2,895
Closed Elliptical Leg 3 <sup>1</sup> / <sub>8</sub> " x 8 <sup>1</sup> / <sub>2</sub> " x 27 <sup>3</sup> / <sub>4</sub> "	70003	725
Oval Shape Project Table, Pneumatic Height Adjustment 60" x 30" x 26 <sup>1</sup> / <sub>2</sub> "-44"	70304/2	3,810
<b>Total List Price</b>		<b>19,045</b>

Product Name	Model Number	List Price
--------------	--------------	------------

## OPTION D

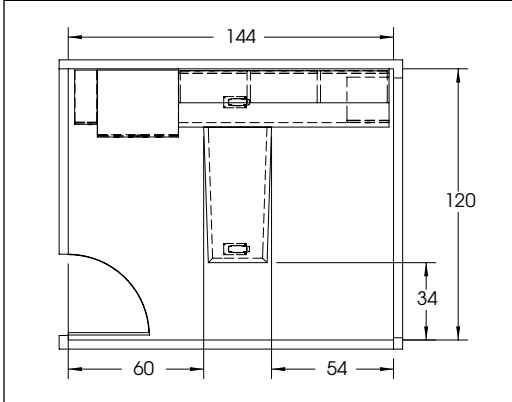
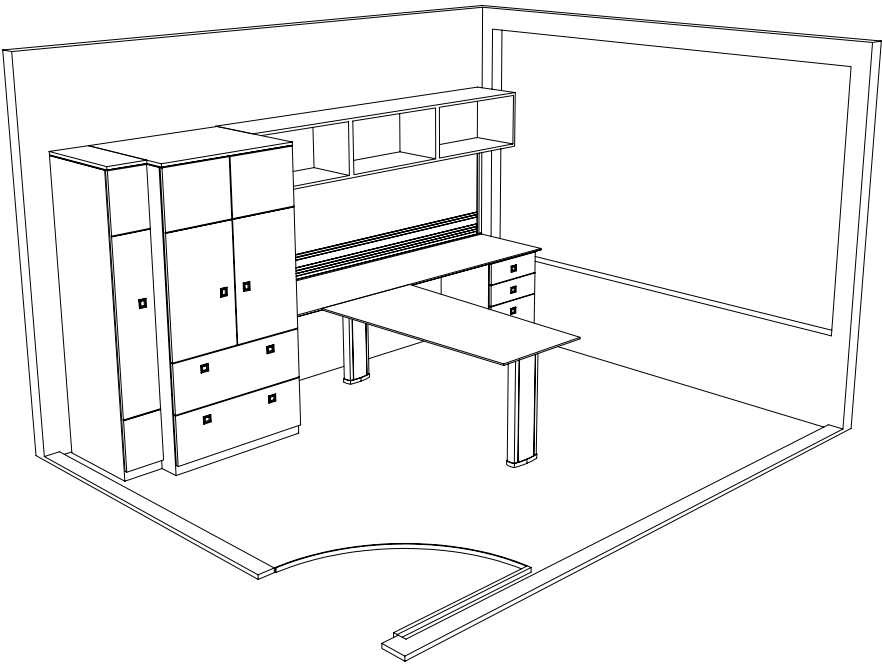


Worktop 108" X 23 <sup>3</sup> / <sub>4</sub> "	70044/2	2,035
Wardrobe 10" x 24" x 73"	70555	2,905
Fixed Pedestal Storage, 2 Lateral File, Front Locks 36" x 20" x 27 <sup>3</sup> / <sub>4</sub> "	70217	4,805
Overhead Single Height 5 Hinged Glass Doors	71035/HG	4,285
Project Bin 5	71051	685
Tack Panel C/W Rail 5	71059	1,595
Bookcase with Center Gable, Painted Case / Wood Shelf 60" x 16" x 30 <sup>1</sup> / <sub>2</sub> "	70725/3	4,550
Forma Shape Project Table, Pneumatic Height Adjustment 56" x 30" x 26 <sup>1</sup> / <sub>2</sub> "-44"	70395/2	3,715
<b>Total List Price</b>		<b>24,575</b>

OFFICE LAYOUTS

10' x 12' ROOM DESIGN - MARK MÜLLER

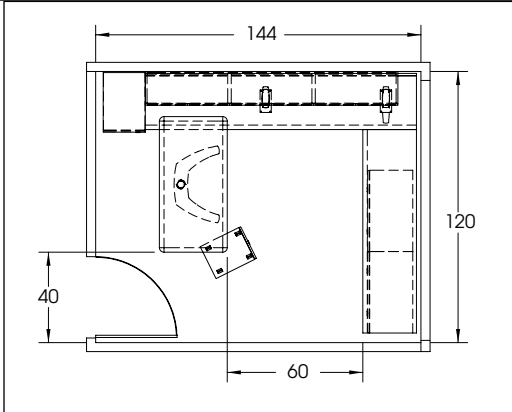
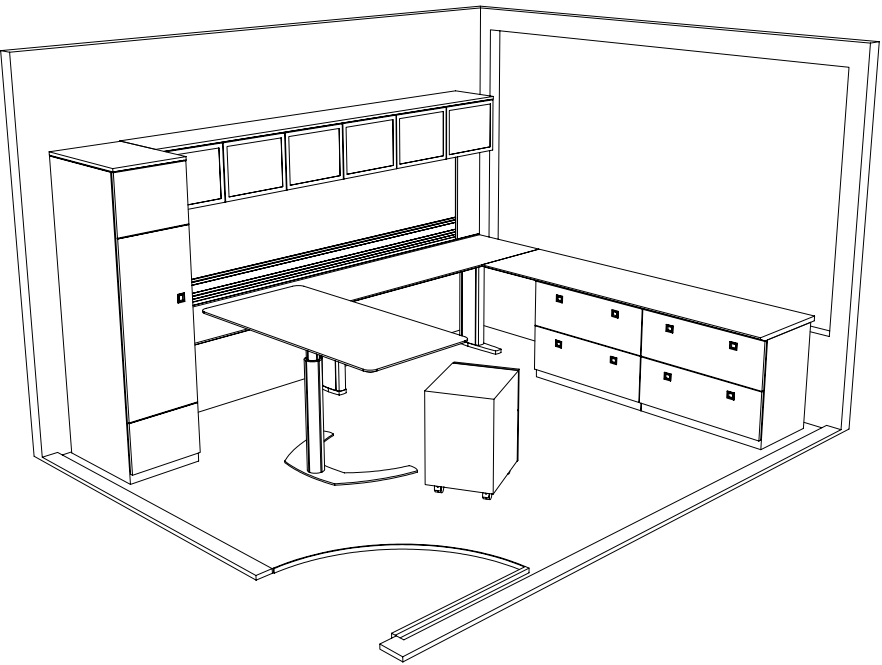
OPTION A



Worktop 93 <sup>1</sup> / <sub>8</sub> " X 23 <sup>3</sup> / <sub>4</sub> "	70037/2	1,760
Overhead Single Height 5 Pedestal Open Case	71035	2,970
Tack Panel C/W Rail 5	71059	1,595
Standard Height Storage Closet 2 Lateral File/2 Doors, 2 Adjustable Shelves, Drawers Below 36" x 29 <sup>5</sup> / <sub>8</sub> " x 73"	70526	8,260
Wardrobe 10" x 24" x 73"	70555	2,905
Fixed Pedestal Storage 2 Box/ 1 File, Pencil Drawer, Front Locks 18 <sup>5</sup> / <sub>8</sub> " x 20" x 27 <sup>3</sup> / <sub>4</sub> "	70203	2,895
Closed Elliptical Leg 3 <sup>1</sup> / <sub>8</sub> " x 8 <sup>1</sup> / <sub>2</sub> " x 27 <sup>3</sup> / <sub>4</sub> "	70003	725
Project Tables, Fixed Height, Rectangular Tapered 60" x 30"-26" x 29"	70173/2	2,535

Total List Price 23,645

OPTION B



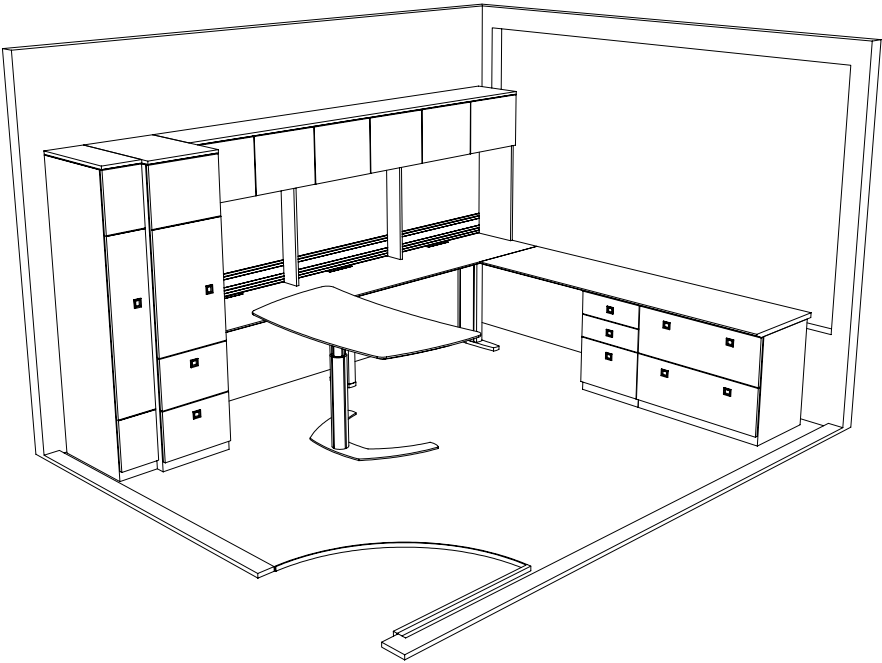
Worktop 120" X 23 <sup>3</sup> / <sub>4</sub> "	70054/2	2,255
Overhead Single Height 6 Hinged Glass Doors	71037/HG	5,150
Tack Panel C/W Rail 6	71060	1,910
Personal Closet 18 <sup>5</sup> / <sub>8</sub> " x 26 <sup>3</sup> / <sub>8</sub> " x 73"	70551	3,630
Closed Elliptical Leg 3 <sup>1</sup> / <sub>8</sub> " x 14 <sup>3</sup> / <sub>4</sub> " x 27 <sup>3</sup> / <sub>4</sub> "	70001	725
Closed Elliptical Leg 3 <sup>1</sup> / <sub>8</sub> " x 8 <sup>1</sup> / <sub>2</sub> " x 27 <sup>3</sup> / <sub>4</sub> "	70003	725
Rectangular Shape Project Table, Pneumatic Height Adjustment 60" x 30" x 26 <sup>1</sup> / <sub>2</sub> "-44"	70303/2	3,645
Returns 90" x 23 <sup>3</sup> / <sub>4</sub> "	70111/2	1,705
Fixed Pedestal Storage, Front Locks 2 Lateral File 36" x 20" x 27 <sup>3</sup> / <sub>4</sub> "	70217	9,045
Movable Pedestal Storage Box/File, Pencil Drawer, Front Locks 15 <sup>3</sup> / <sub>4</sub> " x 20" x 24 <sup>3</sup> / <sub>4</sub> "	70249	2,770

Total List Price 31,560

OFFICE LAYOUTS

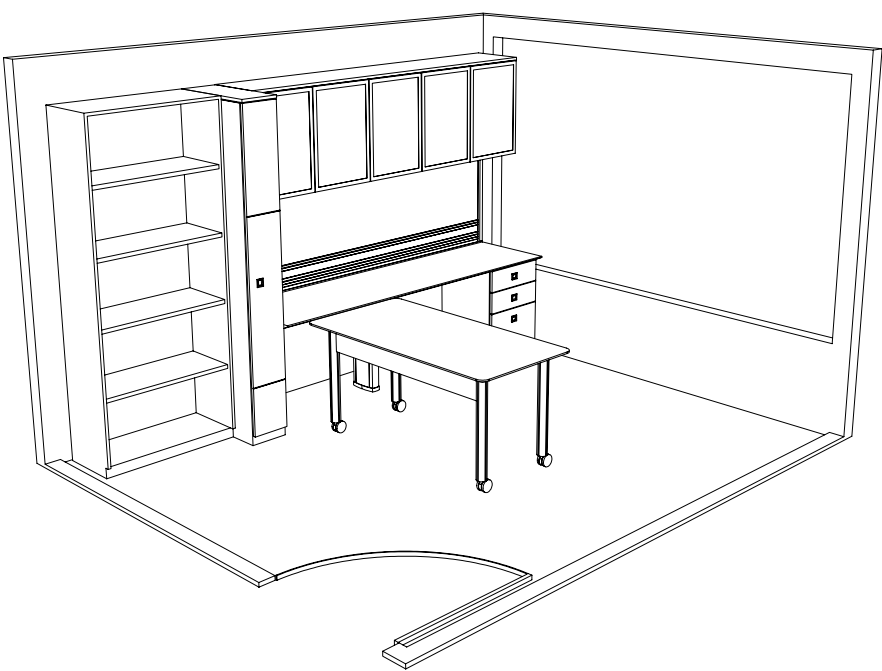
10' x 12' ROOM DESIGN – MARK MÜLLER

OPTION C



Product Name	Model Number	List Price
Returns 90" x 23 <sup>3</sup> / <sub>4</sub> "	70111/2	1,705
Fixed Pedestal Storage 2 Lateral File, Front Locks 36" x 20" x 27 <sup>3</sup> / <sub>4</sub> "	70217	4,805
Fixed Pedestal Storage 2 Box/1 File, Pencil Drawer, Front Locks 18 <sup>5</sup> / <sub>8</sub> " x 20" x 27 <sup>3</sup> / <sub>4</sub> "	70203	2,895
Wardrobe 10" x 24" x 73"	70555	2,905
Closed Elliptical Leg 3 <sup>1</sup> / <sub>8</sub> " x 14 <sup>3</sup> / <sub>4</sub> " x 27 <sup>3</sup> / <sub>4</sub> "	70001	725
Closed Elliptical Leg 3 <sup>1</sup> / <sub>8</sub> " x 8 <sup>1</sup> / <sub>2</sub> " x 27 <sup>3</sup> / <sub>4</sub> "	70003	725
Worksurface 111 <sup>3</sup> / <sub>4</sub> " x 23 <sup>3</sup> / <sub>4</sub> "	70047/2	2,100
Workwall Single Height 6 Hinged Glass Doors	71047/HW	5,545
Tack Panel C/W Rail 6	71060	1,910
Personal Closet 18 <sup>5</sup> / <sub>8</sub> " w x 26 <sup>3</sup> / <sub>8</sub> " d x 73"	70739	4,860
Forma Shape Project Table, Pneumatic Height Adjustment 56" x 30" x 26 <sup>1</sup> / <sub>2</sub> "-44"	70301/2	3,715
<b>Total List Price</b>		<b>31,890</b>

OPTION D

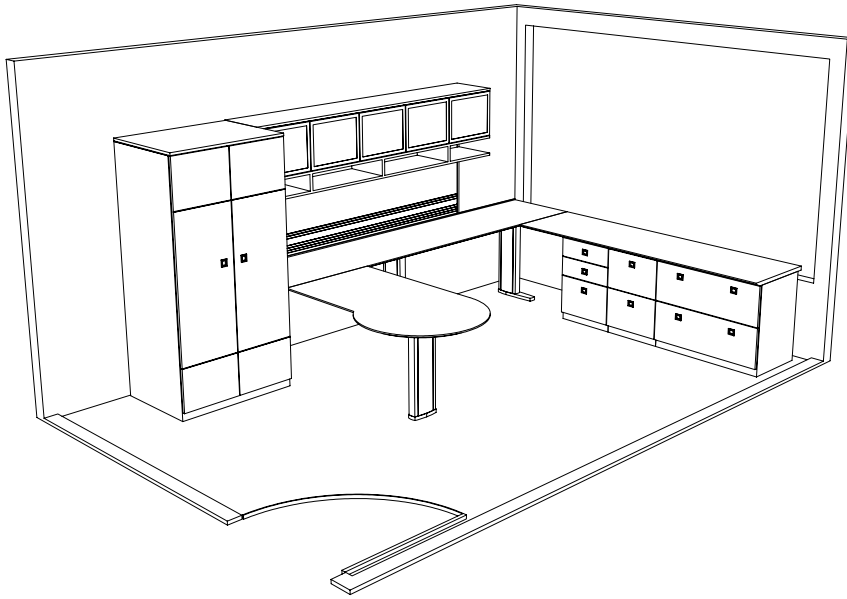


Product Name	Model Number	List Price
Worktop 93 <sup>1</sup> / <sub>8</sub> " X 23 <sup>3</sup> / <sub>4</sub> "	70037/2	1,760
Fixed Pedestal Storage 2 Box/1 File, Pencil Drawer, Front Locks 18 <sup>5</sup> / <sub>8</sub> " x 20" x 27 <sup>3</sup> / <sub>4</sub> "	70203	2,895
Vpx Office Closed Elliptical Leg 3 <sup>1</sup> / <sub>8</sub> " x 8 <sup>1</sup> / <sub>2</sub> " x 27 <sup>3</sup> / <sub>4</sub> "	70003	725
Overhead Double Height 5 Hinged Glass Doors	71036/HG	5,450
Tack Panel C/W Rail 5	71059	1,595
Vox Office Wardrobe 10" x 24" x 85 <sup>1</sup> / <sub>4</sub> "	70556	3,170
Open Closet Shallow	70530	5,525
Vox Project Tables on Casters with modesty panel 60" x 30" x 29"	70361/2	3,305
<b>Total List Price</b>		<b>24,425</b>

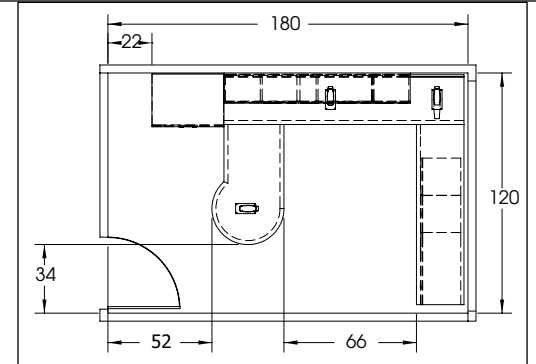
# OFFICE LAYOUTS

10' x 15' ROOM DESIGN - MARK MÜLLER

## OPTION A

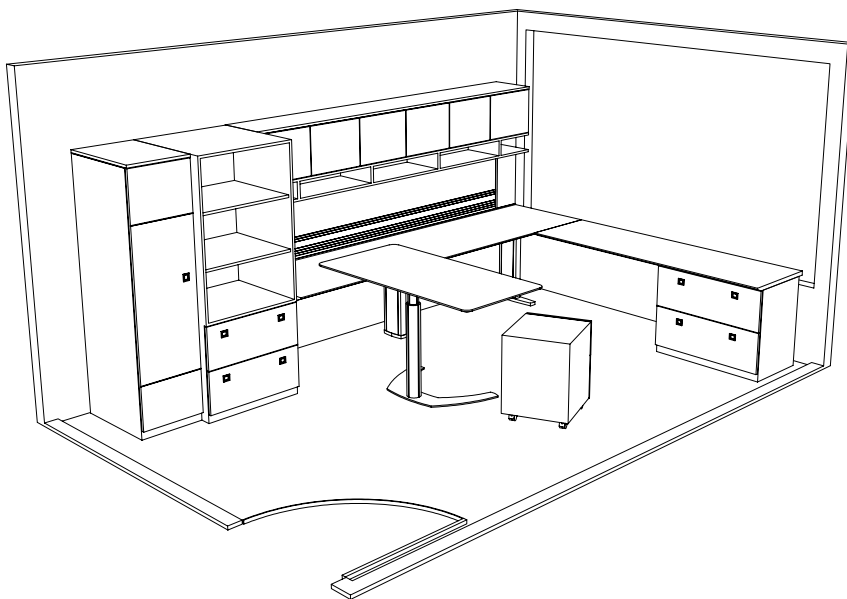


Product Name	Model Number	List Price
--------------	--------------	------------

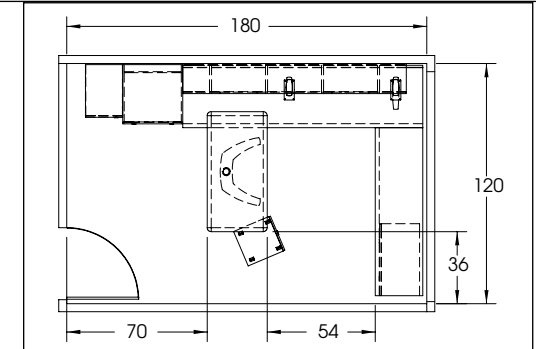


Worksurface 120" x 23 <sup>3</sup> / <sub>4</sub> "	70054/2	2,255
Overhead Single Height	71035/HG	4,285
5 Hinged Glass Doors		
Project Bin 5	71051	685
Tack Panel C/W Rail 5	71059	1,595
Standard Height Storage Closet	70521	6,485
Fixed Project Table, Round End		
60" x 30"-36" x 29"	70569/2	2,595
Return 90" x 23 <sup>3</sup> / <sub>4</sub> "	70111/2	1,705
Fixed Pedestal Storage		
2 Lateral File, Front Locks	70217	4,805
36" x 20" x 27 <sup>3</sup> / <sub>4</sub> "		
Fixed Pedestal Storage, 2 File, Front		
Locks 18 <sup>5</sup> / <sub>8</sub> " x 20" x 27 <sup>3</sup> / <sub>4</sub> "	70205	2,515
Vox Office Fixed Pedestal Storage		
2 Box/1 File, Pencil Drawer, Front Locks	70203	2,895
18 <sup>5</sup> / <sub>8</sub> " x 20" x 27 <sup>3</sup> / <sub>4</sub> "		
Closed Elliptical Leg		
3 <sup>1</sup> / <sub>8</sub> " x 14 <sup>3</sup> / <sub>4</sub> " x 27 <sup>3</sup> / <sub>4</sub> "	70001	725
Closed Elliptical Leg		
3 <sup>1</sup> / <sub>8</sub> " x 8 <sup>1</sup> / <sub>2</sub> " x 27 <sup>3</sup> / <sub>4</sub> "	70003	725
<b>Total List Price</b>		<b>31,270</b>

## OPTION B



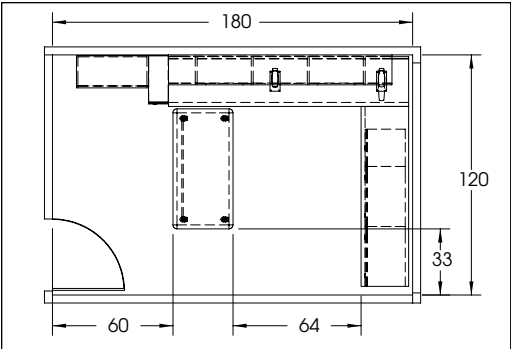
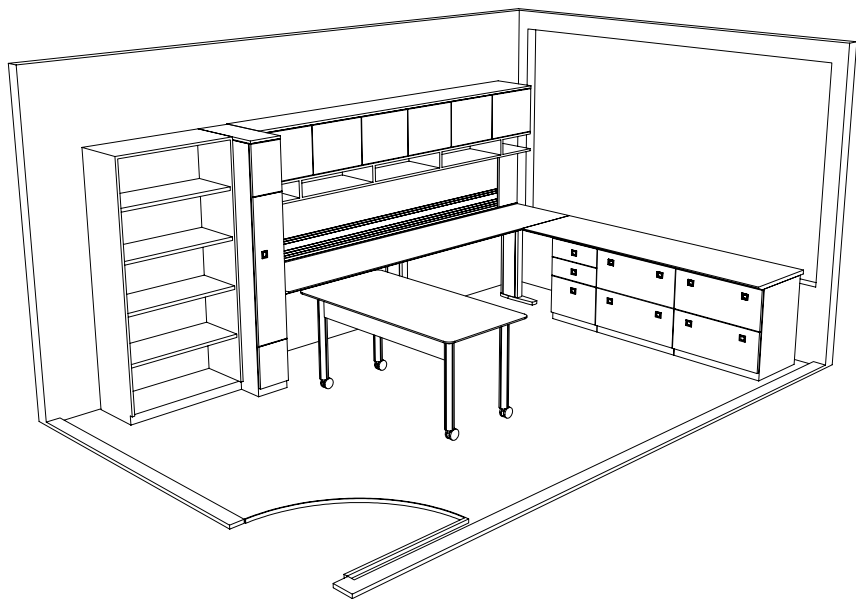
Product Name	Model Number	List Price
--------------	--------------	------------



Return 84" x 23 <sup>3</sup> / <sub>4</sub> "	70104/2	1,590
Fixed Pedestal Storage		
2 Lateral File, Front Locks	70217	4,805
36" x 20" x 27 <sup>3</sup> / <sub>4</sub> "		
Worksurface 120" x 30"	70056/2	2,905
Overhead Single Height	71037/HW	4,625
6 Hinged Wood Doors		
Project Bins 6	71052	820
Tack Panel C/W Rail 6	71060	1,910
Storage Closet 36" x 29 <sup>5</sup> / <sub>8</sub> " x 73"	70516	7,265
Personal Closet 18 <sup>5</sup> / <sub>8</sub> " x 26 <sup>3</sup> / <sub>8</sub> " x 73"	70551	3,630
Closed Elliptical Leg		
3 <sup>1</sup> / <sub>8</sub> " x 14 <sup>3</sup> / <sub>4</sub> " x 27 <sup>3</sup> / <sub>4</sub> "	70001	725
Closed Elliptical Leg		
3 <sup>1</sup> / <sub>8</sub> " x 8 <sup>1</sup> / <sub>2</sub> " x 27 <sup>3</sup> / <sub>4</sub> "	70003	725
Rectangular Shape Project Table,		
Pneumatic Height Adjustment 60" x 30"	70303/2	3,645
x 26 <sup>1</sup> / <sub>2</sub> "-44"		
Movable Pedestal Storage		
Box/File, Pencil Drawer, Front Locks	70251	2,830
18 <sup>5</sup> / <sub>8</sub> " x 20" x 24 <sup>3</sup> / <sub>4</sub> "		
<b>Total List Price</b>		<b>35,475</b>

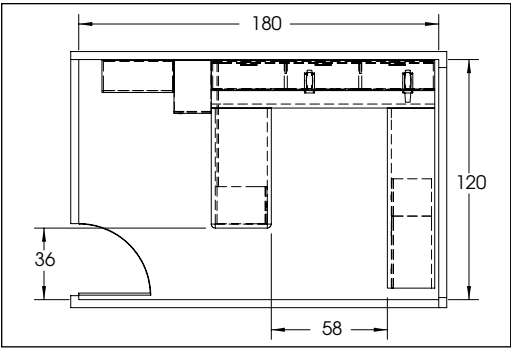
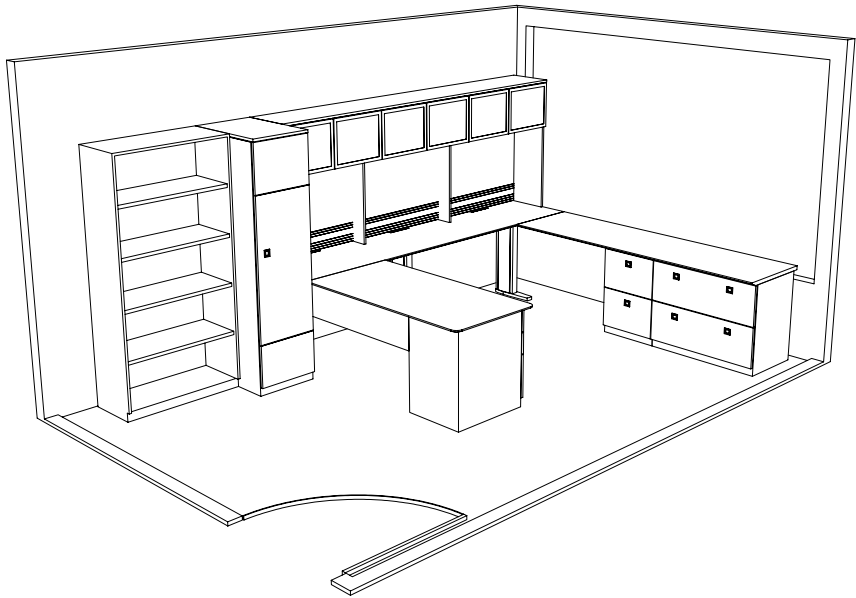
**OFFICE LAYOUTS**  
**10' x 15' ROOM** DESIGN - MARK MÜLLER

**OPTION C**



Worktop 120" X 23 <sup>3</sup> / <sub>4</sub> "	70054/2	2,255
Return 90" x 23 <sup>3</sup> / <sub>4</sub> "	70111/2	1,705
Fixed Pedestal Storage 2 Box/1 File, Pencil Drawer, Front Locks 18 <sup>5</sup> / <sub>8</sub> " x 20" x 27 <sup>3</sup> / <sub>4</sub> "	70203	2,895
Closed Elliptical Leg 3 <sup>1</sup> / <sub>8</sub> " x 14 <sup>3</sup> / <sub>4</sub> " x 27 <sup>3</sup> / <sub>4</sub> "	70001	725
Closed Elliptical Leg 3 <sup>1</sup> / <sub>8</sub> " x 8 <sup>1</sup> / <sub>8</sub> " x 27 <sup>3</sup> / <sub>4</sub> "	70003	725
Overhead Single Height 6 Hinged Wood Doors	71037/HW	4,625
Project Bin 6	71052	820
Tack Panel C/W Rail 6	71060	1,910
Fixed Pedestal Storage 2 Lateral File, Front Locks (qty=2) 30" x 20" x 27 <sup>3</sup> / <sub>4</sub> "	70213	7,205
Wardrobe 10" x 24" x 73"	70555	2,905
Project Tables on Casters with modesty panel 60" x 30" x 29"	70361/2	3,180
Storage Closet 36" x 16" x 73"	70510	5,015
<b>Total List Price</b>		<b>33,965</b>

**OPTION D**

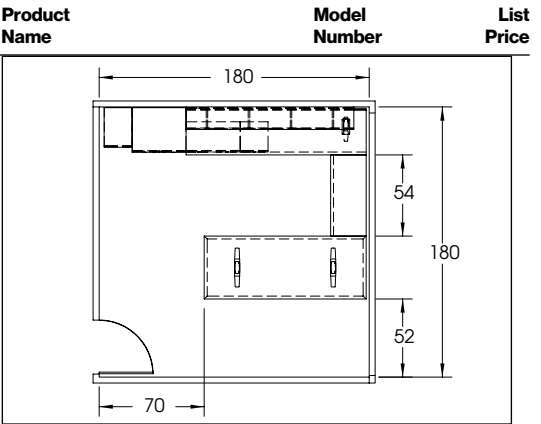
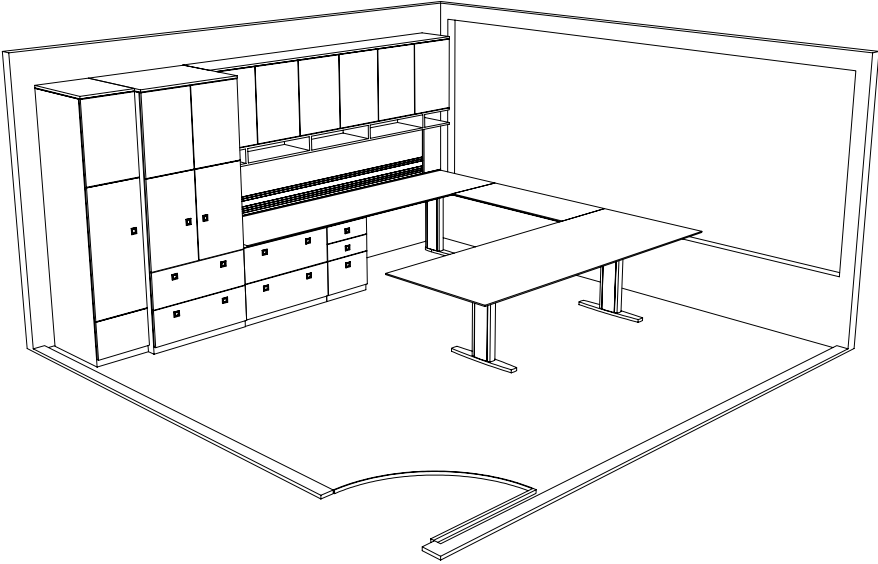


Return 90" X 23 <sup>3</sup> / <sub>4</sub> "	70111/2	1,705
Fixed Pedestal Storage 2 Lateral File, Front Locks 36" x 20" x 27 <sup>3</sup> / <sub>4</sub> "	70217	4,805
Fixed Pedestal Storage 2 File, Front Locks 18 <sup>5</sup> / <sub>8</sub> " x 20" x 27 <sup>3</sup> / <sub>4</sub> "	70205	2,515
Storage Closet 36" x 16" x 73"	70510	5,015
Worksurface 111 <sup>3</sup> / <sub>4</sub> " x 23 <sup>3</sup> / <sub>4</sub> "	70047/2	2,100
Closed Elliptical Leg 3 <sup>1</sup> / <sub>8</sub> " x 14 <sup>3</sup> / <sub>4</sub> " x 27 <sup>3</sup> / <sub>4</sub> "	70001	725
Closed Elliptical Leg 3 <sup>1</sup> / <sub>8</sub> " x 8 <sup>1</sup> / <sub>2</sub> " x 27 <sup>3</sup> / <sub>4</sub> "	70003	725
Workwall Single Height 6 Hinged Glass Doors	71047/HG	6,080
Tack Panel C/W Rail 6	71060	1,910
Vox Office Fixed Project Table with Pedestal Storage 60" x 32" x 29"	70273/2	4,720
Vox Office Personal Closet 18 <sup>5</sup> / <sub>8</sub> " x 26 <sup>3</sup> / <sub>8</sub> " x 73"	70551	3,630
<b>Total List Price</b>		<b>33,930</b>

OFFICE LAYOUTS

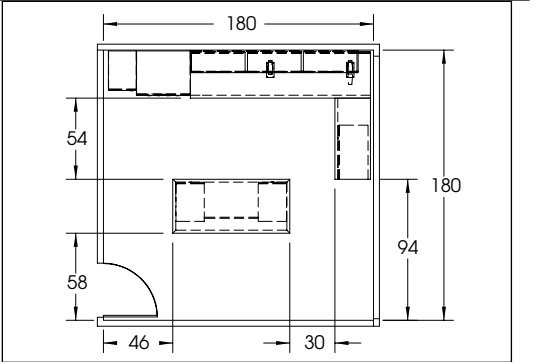
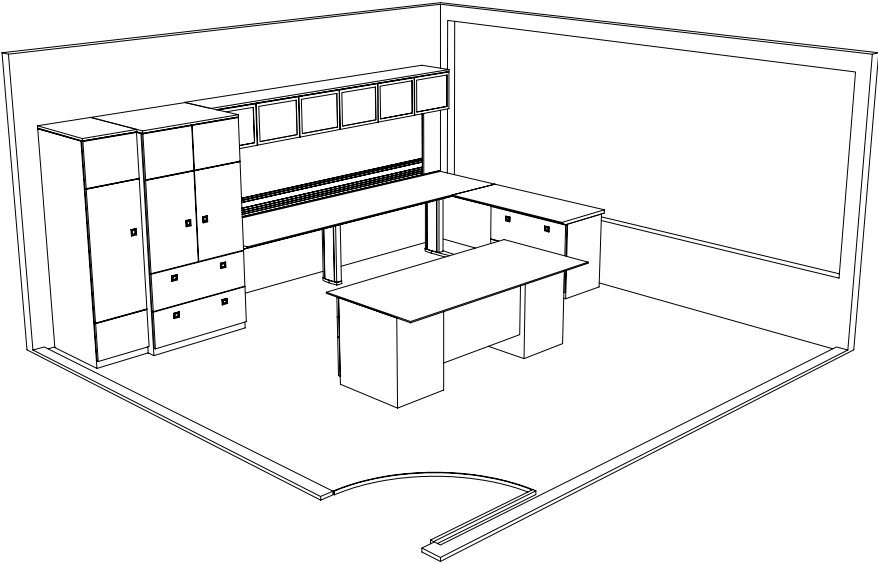
15' x 15' ROOM DESIGN - MARK MÜLLER

OPTION A



Worktop 120" x 30"	70056/2	2,905
Return 54" x 23 <sup>3</sup> / <sub>4</sub> "	70081/2	1,040
T-Base Table Desk 108" x 42" x 29"	70997/2	6,620
Overhead Double Height 6 Hinged Wood Doors	71038/HW	5,775
Project Bin 6	71052	820
Tack Panel C/W Rail 6	71060	1,910
Fixed Pedestal Storage 2 Lateral File, Front Locks 36" x 20" x 27 <sup>3</sup> / <sub>4</sub> "	70217	4,805
Vox Office Fixed Pedestal Storage 2 Box/File, Pencil Drawer, Front Locks 18 <sup>5</sup> / <sub>8</sub> " x 20" x 27 <sup>3</sup> / <sub>4</sub> "	70203	2,895
Closed Elliptical Leg 3 <sup>1</sup> / <sub>8</sub> " x 14 <sup>3</sup> / <sub>4</sub> " x 27 <sup>3</sup> / <sub>4</sub> "	70001	725
Tall Storage Closet, 2 Lateral File, 2 Doors, 3 Adjustable Shelves, Drawers Below 36" x 29 <sup>5</sup> / <sub>8</sub> " x 85 <sup>1</sup> / <sub>4</sub> "	70546	9,105
Personal Closet 18 <sup>5</sup> / <sub>8</sub> " x 26 <sup>3</sup> / <sub>8</sub> " x 85 <sup>1</sup> / <sub>4</sub> "	70553	3,975
<b>Total List Price</b>		<b>40,575</b>

OPTION B

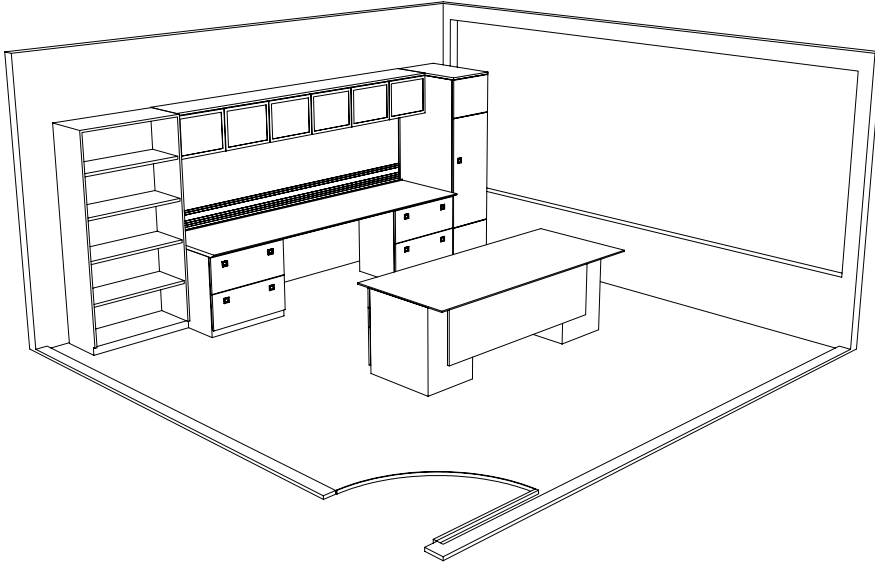


Worktop 120" X 30"	70056/2	2,905
Return 54" X 23 <sup>3</sup> / <sub>4</sub> "	70081/2	1,040
Closed Elliptical Leg 3 <sup>1</sup> / <sub>8</sub> " x 14 <sup>3</sup> / <sub>4</sub> " x 27 <sup>3</sup> / <sub>4</sub> "	70001	725
Vox Office Personal Closet 18 <sup>5</sup> / <sub>8</sub> " x 26 <sup>3</sup> / <sub>8</sub> " x 73"	70551	3,630
Vox Office Fixed Pedestal Storage 2 Lateral File 36" x 20" x 27 <sup>3</sup> / <sub>4</sub> "	70217	4,805
Overhead Single Height 6 Hinged Glass Doors	71037/HG	5,150
Tack Panel C/W Rail 6	71060	1,910
Vox Office Closed Elliptical Leg 3 <sup>1</sup> / <sub>8</sub> " x 8 <sup>1</sup> / <sub>2</sub> " x 27 <sup>3</sup> / <sub>4</sub> "	70003	725
Desk, Partial Inset Modesty Panel 78" x 36" x 29"	70232/2	7,895
Standard Height Storage Closet 2 Doors, 2 Adjustable Shelves, 2 Lateral File, Drawers Below 36" x 29 <sup>5</sup> / <sub>8</sub> " x 73"	70526	8,260
<b>Total List Price</b>		<b>37,045</b>

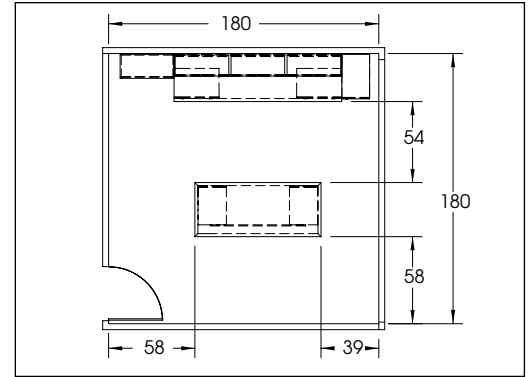
# OFFICE LAYOUTS

15' x 15' ROOM DESIGN - MARK MÜLLER

## OPTION C

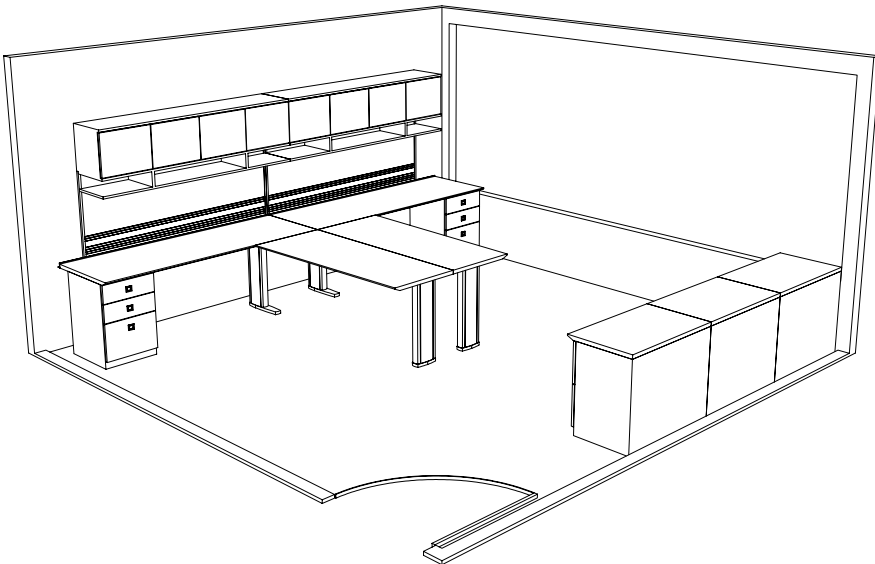


Product Name	Model Number	List Price
--------------	--------------	------------

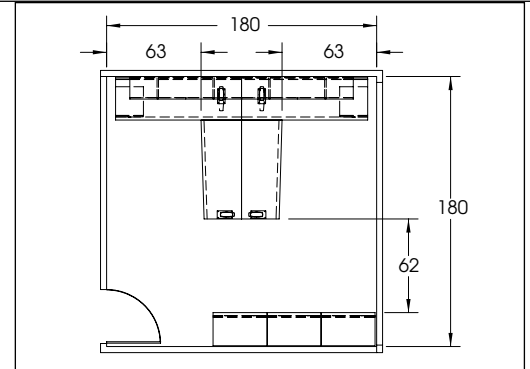


Worktop 111 <sup>3</sup> / <sub>4</sub> " X 30"	70049/2	2,680
Personal Closet 18 <sup>5</sup> / <sub>8</sub> " x 29 <sup>5</sup> / <sub>8</sub> " x 73"	70552	3,690
Overhead Single Height 6 Hinged Glass Doors	71037/HG	5,150
Tack Panel C/W Rail 6	71060	1,910
Storage Closet 36" x 16" x 73"	70510	5,015
Fixed Pedestal Storage 2 Lateral File, Front Locks 30" x 20" x 27 <sup>3</sup> / <sub>4</sub> "	70213	7,880
Desk with Partial Overlay Modesty Panel 84" x 36" x 29"	70223/2	8,260
<b>Total List Price</b>		<b>34,585</b>

## OPTION D



Product Name	Model Number	List Price
--------------	--------------	------------

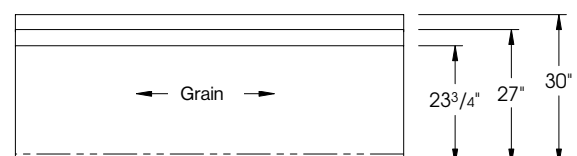
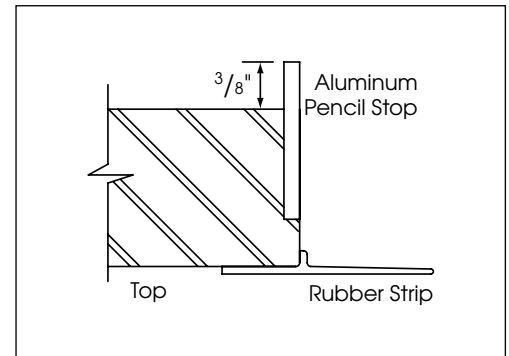


Worktop 84" X 27" (2 qty)	70025/2	3,600
Closed Elliptical Leg (2 qty) 3 <sup>1</sup> / <sub>8</sub> " x 14 <sup>3</sup> / <sub>4</sub> " x 27 <sup>3</sup> / <sub>4</sub> "	70001	1,440
Fixed Pedestal Storage (2 qty) 2 Box/1 File, Pencil Drawer, Front Locks 18 <sup>5</sup> / <sub>8</sub> " x 20" x 27 <sup>3</sup> / <sub>4</sub> "	70203	5,785
Tapered Return For OpenOffice 66" x 27"-25" Wood Top LH Angle	70134/2	1,430
Tapered Return For OpenOffice 66" x 27"-25" Wood Top RH Angle	70138/2	1,430
Closed Elliptical Leg (2 qty) 3 <sup>1</sup> / <sub>8</sub> " x 8 <sup>1</sup> / <sub>2</sub> " x 27 <sup>3</sup> / <sub>4</sub> "	70003	1,440
Overhead Single Height (2 qty) 4 Hinged Wood Doors	71034/HW	7,875
Tack Panel Standard 4 (2 qty)	71054	1,755
Fixed Pedestal Storage 2 Lateral File with Wood Top, Front Locks (3 qty) 36" x 22 <sup>1</sup> / <sub>8</sub> " x 29"	70218/2	16,135
<b>Total List Price</b>		<b>40,890</b>

# WORKSURFACES

DESIGN - MARK MÜLLER

	Top Finish	Model Number	W" x	D"	List Price	Product Description
4 Pedestal Overhead Width	Wood	70027/2	74 <sup>1</sup> / <sub>2</sub> "	23 <sup>3</sup> / <sub>4</sub> "	1,425	Vox® Office™ work surface 1" thick and came thick and come in a range of lengths and width to suit any requirement.
	P-Lam	70027/5	74 <sup>1</sup> / <sub>2</sub> "	23 <sup>3</sup> / <sub>4</sub> "	1,150	
	Wood	70028/2	74 <sup>1</sup> / <sub>2</sub> "	27"	1,625	Work surfaces are standard with a Taper edge on the front and Self edge on all other sides.
	P-Lam	70028/5	74 <sup>1</sup> / <sub>2</sub> "	27"	1,310	
	Wood	70029/2	74 <sup>1</sup> / <sub>2</sub> "	30"	1,835	Wood grain runs the length of the top giving the workstation a uniform look.
	P-Lam	70029/5	74 <sup>1</sup> / <sub>2</sub> "	30"	1,480	
	Wood	70021/2	78"	23 <sup>3</sup> / <sub>4</sub> "	1,485	When selecting worktops to create workstations you must include 2 supports for the top. Any combination of support legs page 25 or fixed pedestal storage on pages 29-30 is acceptable. Movable storage on pages 27-28 does not constitute a support for the top.
	P-Lam	70021/5	78"	23 <sup>3</sup> / <sub>4</sub> "	1,185	
	Wood	70022/2	78"	27"	1,680	
	P-Lam	70022/5	78"	27"	1,345	
	Wood	70023/2	78"	30"	1,895	When closets are attached to worktops 90" long or smaller only 1 support leg or fixed pedestal is required.
	P-Lam	70023/5	78"	30"	1,535	
	Wood	70024/2	84"	23 <sup>3</sup> / <sub>4</sub> "	1,590	Aluminum pencil stops are standard on worksurfaces.
	P-Lam	70024/5	84"	23 <sup>3</sup> / <sub>4</sub> "	1,295	
	Wood	70025/2	84"	27"	1,805	
	P-Lam	70025/5	84"	27"	1,460	
	Wood	70026/2	84"	30"	2,035	
	P-Lam	70026/5	84"	30"	1,630	
	Wood	70031/2	90"	23 <sup>3</sup> / <sub>4</sub> "	1,705	
	P-Lam	70031/5	90"	23 <sup>3</sup> / <sub>4</sub> "	1,360	
5 Pedestal Overhead Width	Wood	70032/2	90"	27"	1,940	
	P-Lam	70032/5	90"	27"	1,565	
	Wood	70033/2	90"	30"	2,175	
	P-Lam	70033/5	90"	30"	1,745	
	Wood	70037/2	93 <sup>1</sup> / <sub>8</sub> "	23 <sup>3</sup> / <sub>4</sub> "	1,760	
	P-Lam	70037/5	93 <sup>1</sup> / <sub>8</sub> "	23 <sup>3</sup> / <sub>4</sub> "	1,415	
	Wood	70038/2	93 <sup>1</sup> / <sub>8</sub> "	27"	1,995	
	P-Lam	70038/5	93 <sup>1</sup> / <sub>8</sub> "	27"	1,605	
	Wood	70039/2	93 <sup>1</sup> / <sub>8</sub> "	30"	2,240	
	P-Lam	70039/5	93 <sup>1</sup> / <sub>8</sub> "	30"	1,800	
	Wood	70034/2	96"	23 <sup>3</sup> / <sub>4</sub> "	1,805	
	P-Lam	70034/5	96"	23 <sup>3</sup> / <sub>4</sub> "	1,460	
	Wood	70035/2	96"	27"	2,050	
	P-Lam	70035/5	96"	27"	1,665	
	Wood	70036/2	96"	30"	2,315	
	P-Lam	70036/5	96"	30"	1,855	

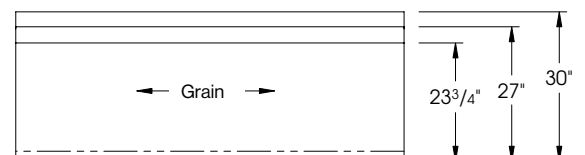

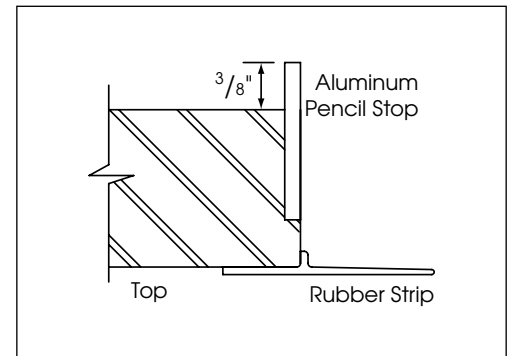


Worksurfaces are manufactured in three depths, 23<sup>3</sup>/<sub>4</sub>", 27" and 30".

# WORKSURFACES

DESIGN - MARK MÜLLER

	Top Finish	Model Number	W" x	D"	List Price	Product Description
5 Pedestal Overhead Width	Wood	70041/2	102"	23 <sup>3</sup> / <sub>4</sub> "	1,925	Vox® Office™ work surface 1" thick and came thick and come in a range of lengths and width to suit any requirement.
	P-Lam	70041/5	102"	23 <sup>3</sup> / <sub>4</sub> "	1,540	
	Wood	70042/2	102"	27"	2,200	Work surfaces are standard with a Taper edge on the front and Self edge on all other sides.
	P-Lam	70042/5	102"	27"	1,760	
	Wood	70043/2	102"	30"	2,465	Wood grain runs the length of the top giving the workstation a uniform look.
	P-Lam	70043/5	102"	30"	1,975	
	Wood	70044/2	108"	23 <sup>3</sup> / <sub>4</sub> "	2,035	When selecting worktops to create workstations you must include 2 supports for the top. Any combination of support legs page 25 or fixed pedestal storage on pages 29-30 is acceptable. Movable storage on pages 27-28 does not constitute a support for the top.
	P-Lam	70044/5	108"	23 <sup>3</sup> / <sub>4</sub> "	1,635	
	Wood	70045/2	108"	27"	2,330	
	P-Lam	70045/5	108"	27"	1,870	
	Wood	70046/2	108"	30"	2,615	When closets are attached to worktops 90" long or smaller only 1 support leg or fixed pedestal is required.
	P-Lam	70046/5	108"	30"	2,105	
6 Pedestal Overhead Width	Wood	70047/2	111 <sup>3</sup> / <sub>4</sub> "	23 <sup>3</sup> / <sub>4</sub> "	2,100	Aluminum pencil stops are standard on worksurfaces.
	P-Lam	70047/5	111 <sup>3</sup> / <sub>4</sub> "	23 <sup>3</sup> / <sub>4</sub> "	1,680	
	Wood	70048/2	111 <sup>3</sup> / <sub>4</sub> "	27"	2,380	
	P-Lam	70048/5	111 <sup>3</sup> / <sub>4</sub> "	27"	1,910	
	Wood	70049/2	111 <sup>3</sup> / <sub>4</sub> "	30"	2,680	
	P-Lam	70049/5	111 <sup>3</sup> / <sub>4</sub> "	30"	2,155	
	Wood	70051/2	114"	23 <sup>3</sup> / <sub>4</sub> "	2,155	
	P-Lam	70051/5	114"	23 <sup>3</sup> / <sub>4</sub> "	1,725	
	Wood	70052/2	114"	27"	2,415	
	P-Lam	70052/5	114"	27"	1,935	
	Wood	70053/2	114"	30"	2,760	
	P-Lam	70053/5	114"	30"	2,210	
	Wood	70054/2	120"	23 <sup>3</sup> / <sub>4</sub> "	2,255	
	P-Lam	70054/5	120"	23 <sup>3</sup> / <sub>4</sub> "	1,805	
	Wood	70055/2	120"	27"	2,585	
	P-Lam	70055/5	120"	27"	2,060	
	Wood	70056/2	120"	30"	2,905	
	P-Lam	70056/5	120"	30"	2,330	



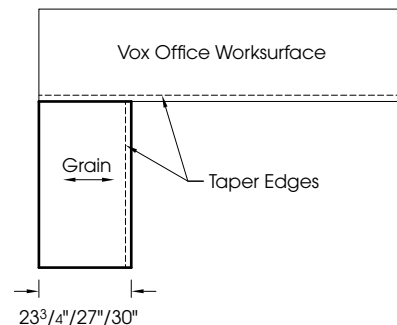
Worksurfaces are manufactured in three depths, 23<sup>3</sup>/<sub>4</sub>", 27" and 30".

# RETURNS

FOR VOX® OFFICE™ WORKSTATIONS DESIGN – MARK MÜLLER

	Top Finish	Model Number	W" x	D"	List Price	Product Description
	Wood	70071/2	42"	23 <sup>3</sup> / <sub>4</sub> "	810	Vox® Office™ work surface 1 1/2" thick and came thick and come in a range of lengths and width to suit any requirement.
	P-Lam	70071/5	42"	23 <sup>3</sup> / <sub>4</sub> "	660	
	Wood	70072/2	42"	27"	925	
	P-Lam	70072/5	42"	27"	730	
	Wood	70073/2	42"	30"	1,020	
	P-Lam	70073/5	42"	30"	810	
	Wood	70074/2	48"	23 <sup>3</sup> / <sub>4</sub> "	910	Returns for Vox® Office™ are available with a taper edge on the front and self edges on the remaining three sides.
	P-Lam	70074/5	48"	23 <sup>3</sup> / <sub>4</sub> "	730	
	Wood	70075/2	48"	27"	1,050	
	P-Lam	70075/5	48"	27"	855	
	Wood	70076/2	48"	30"	1,180	
	P-Lam	70076/5	48"	30"	945	
	Wood	70081/2	54"	23 <sup>3</sup> / <sub>4</sub> "	1,040	Wood grain runs the length of the top giving the workstation a uniform look.
	P-Lam	70081/5	54"	23 <sup>3</sup> / <sub>4</sub> "	845	
	Wood	70082/2	54"	27"	1,165	
	P-Lam	70082/5	54"	27"	940	
	Wood	70083/2	54"	30"	1,315	
	P-Lam	70083/5	54"	30"	1,055	
	Wood	70084/2	60"	23 <sup>3</sup> / <sub>4</sub> "	1,150	In order to support the top, when selecting a Return you must include either a support leg on page 25 or a fixed pedestal on pages 29-30
	P-Lam	70084/5	60"	23 <sup>3</sup> / <sub>4</sub> "	925	
	Wood	70085/2	60"	27"	1,310	
	P-Lam	70085/5	60"	27"	1,050	
	Wood	70086/2	60"	30"	1,475	
	P-Lam	70086/5	60"	30"	1,170	
	Wood	70091/2	66"	23 <sup>3</sup> / <sub>4</sub> "	1,265	When specifying movable storage on pages 27-28 a support leg must also be included.
	P-Lam	70091/5	66"	23 <sup>3</sup> / <sub>4</sub> "	1,020	
	Wood	70092/2	66"	27"	1,430	
	P-Lam	70092/5	66"	27"	1,150	
	Wood	70093/2	66"	30"	1,590	
	P-Lam	70093/5	66"	30"	1,275	

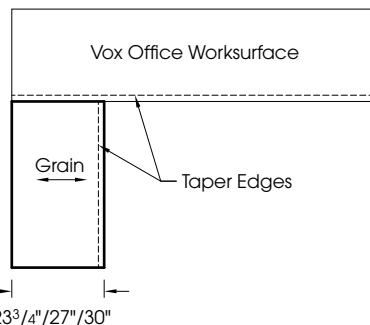
Silver aluminum pencil stops are not standard on Returns for Vox® Office™. If an aluminum pencil stop is required, add \$10 list per linear ft.



# RETURNS

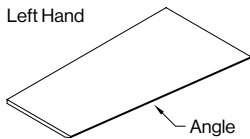
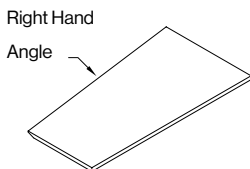
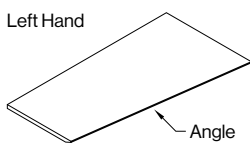
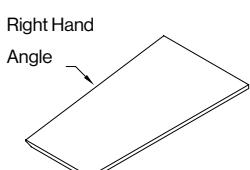
FOR VOX<sup>®</sup>OFFICE<sup>™</sup> WORKSTATIONS DESIGN - MARK MÜLLER

	Top Finish	Model Number	W" x	D"	List Price	Product Description
	Wood	70094/2	72"	23 <sup>3</sup> / <sub>4</sub> "	1,360	Vox <sup>®</sup> Office <sup>™</sup> work surface returns are 1 1/4" thick and come in a range of lengths and widths to suit any requirement
	P-Lam	70094/5	72"	23 <sup>3</sup> / <sub>4</sub> "	1,100	
	Wood	70095/2	72"	27"	1,565	
	P-Lam	70095/5	72"	27"	1,260	
	Wood	70096/2	72"	30"	1,745	
	P-Lam	70096/5	72"	30"	1,400	
	Wood	70101/2	78"	23 <sup>3</sup> / <sub>4</sub> "	1,485	Returns for Vox <sup>®</sup> Office <sup>™</sup> are available with a taper edge on the front and self edges on the remaining three sides.
	P-Lam	70101/5	78"	23 <sup>3</sup> / <sub>4</sub> "	1,185	
	Wood	70102/2	78"	27"	1,680	
	P-Lam	70102/5	78"	27"	1,355	
	Wood	70103/2	78"	30"	1,880	
	P-Lam	70103/5	78"	30"	1,515	
	Wood	70104/2	84"	23 <sup>3</sup> / <sub>4</sub> "	1,590	Wood grain runs on the short length of the top giving the workstation a uniform look.
	P-Lam	70104/5	84"	23 <sup>3</sup> / <sub>4</sub> "	1,275	
	Wood	70105/2	84"	27"	1,795	
	P-Lam	70105/5	84"	27"	1,435	
	Wood	70106/2	84"	30"	1,985	
	P-Lam	70106/5	84"	30"	1,590	
	Wood	70111/2	90"	23 <sup>3</sup> / <sub>4</sub> "	1,705	In order to support the top, when selecting a Return you must include either a support leg on page 25 or a fixed pedestal on pages 29-30
	P-Lam	70111/5	90"	23 <sup>3</sup> / <sub>4</sub> "	1,360	
	Wood	70112/2	90"	27"	1,920	
	P-Lam	70112/5	90"	27"	1,535	
	Wood	70113/2	90"	30"	2,125	
	P-Lam	70113/5	90"	30"	1,705	
	Wood	70114/2	96"	23 <sup>3</sup> / <sub>4</sub> "	1,820	When specifying movable storage on pages 27-28 a support leg must also be included.
	P-Lam	70114/5	96"	23 <sup>3</sup> / <sub>4</sub> "	1,475	
	Wood	70115/2	96"	27"	2,040	
	P-Lam	70115/5	96"	27"	1,645	
	Wood	70116/2	96"	30"	2,260	
	P-Lam	70116/5	96"	30"	1,820	



# TAPERED RETURNS

For Vox® Office™ WORKSTATIONS DESIGN – MARK MÜLLER

	Top Finish	Model Number	W" x	D" x	H"	List Price
	Wood	70131/2	48"	27"- 25"	29"	1,050
	P-Lam	70131/5	48"	27"- 25"	29"	855
	Wood	70132/2	54"	27"- 25"	29"	1,165
	P-Lam	70132/5	54"	27"- 25"	29"	940
	Wood	70133/2	60"	27"- 25"	29"	1,310
	P-Lam	70133/5	60"	27"- 25"	29"	1,050
	Wood	70134/2	66"	27"- 25"	29"	1,430
	P-Lam	70134/5	66"	27"- 25"	29"	1,150
	Wood	70135/2	48"	27"- 25"	29"	1,050
	P-Lam	70135/5	48"	27"- 25"	29"	855
	Wood	70136/2	54"	27"- 25"	29"	1,165
	P-Lam	70136/5	54"	27"- 25"	29"	940
	Wood	70137/2	60"	27"- 25"	29"	1,310
	P-Lam	70137/5	60"	27"- 25"	29"	1,050
	Wood	70138/2	66"	27"- 25"	29"	1,430
	P-Lam	70138/5	66"	27"- 25"	29"	1,150
	Wood	70141/2	48"	30"- 28"	29"	1,180
	P-Lam	70141/5	48"	30"- 28"	29"	945
	Wood	70142/2	54"	30"- 28"	29"	1,315
	P-Lam	70142/5	54"	30"- 28"	29"	1,055
	Wood	70143/2	60"	30"- 28"	29"	1,475
	P-Lam	70143/5	60"	30"- 28"	29"	1,170
	Wood	70144/2	66"	30"- 28"	29"	1,590
	P-Lam	70144/5	66"	30"- 28"	29"	1,275
	Wood	70145/2	48"	30"- 28"	29"	1,180
	P-Lam	70145/5	48"	30"- 28"	29"	945
	Wood	70146/2	54"	30"- 28"	29"	1,315
	P-Lam	70146/5	54"	30"- 28"	29"	1,055
	Wood	70147/2	60"	30"- 28"	29"	1,475
	P-Lam	70147/5	60"	30"- 28"	29"	1,170
	Wood	70148/2	66"	30"- 28"	29"	1,590
	P-Lam	70148/5	66"	30"- 28"	29"	1,275

## Product Description

Vox® Office™ worksurface returns are 1/4" thick and come in a range of lengths and widths to suit any requirement.

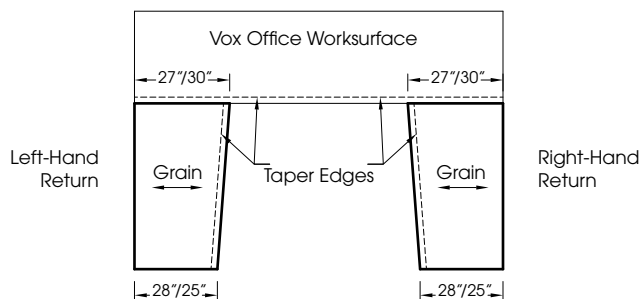
Tapered Returns for Vox® Office™ are available with a taper edge on the front and self edges on the remaining three sides.

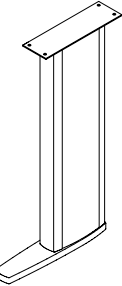
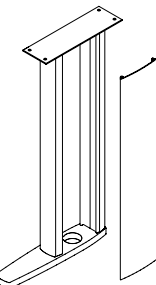
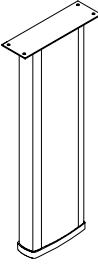

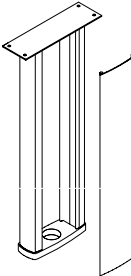

Wood grain runs on the short length of the top giving the workstation a uniform look.

In order to support the top, when selecting a Tapered Return you must include either a support leg on page 25 or a fixed pedestal on pages 29-30.

When specifying movable storage on pages 27-28 a support leg must also be included.

Silver aluminum pencil stops are not standard on Tapered Returns for Vox® Office™ If an aluminum pencil stop is required, add \$10 list per linear ft.



	Model Number	W" x	D" x	H"	List Price	Product Description
<u>Closed Elliptical leg</u> 	70001	3 <sup>1</sup> / <sub>8</sub> "	14 <sup>3</sup> / <sub>4</sub> "	27 <sup>3</sup> / <sub>4</sub> "	725	<p>When ordering Vox® workstation tops and returns. An elliptical leg is an alternative support. Two different Vox® support legs are available. The typical leg is a closed elliptical aluminum profile with or without a cantilevered base. If wire access to the floor is required through a leg then the option with removable panels should be selected.</p> <p>Both leg styles are identical in appearance and can be used together on any workstation.</p> <p>Available in all three standard anodized finishes.</p>
<u>Elliptical leg with removable panels</u> 	70002	3 <sup>1</sup> / <sub>8</sub> "	14 <sup>3</sup> / <sub>4</sub> "	27 <sup>3</sup> / <sub>4</sub> "	885	
<u>CLOSED ELLIPTICAL LEG</u> 	70003	3 <sup>1</sup> / <sub>8</sub> "	8 <sup>1</sup> / <sub>2</sub> "	27 <sup>3</sup> / <sub>4</sub> "	725	 <p>Fixed Table with Panel Removed Model # 70326</p>
<u>Elliptical leg with removable panels</u> 	70004	3 <sup>1</sup> / <sub>8</sub> "	8 <sup>1</sup> / <sub>2</sub> "	27 <sup>3</sup> / <sub>4</sub> "	885	 <p>Fixed Table with Panel Removed and Cables Exposed Model # 70326</p>

# FILE STORAGE CAPACITY

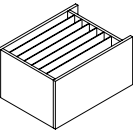
Vox® Office™ storage pedestals accommodate both letter and legal size filing as described in the drawings shown. 18 5/8" file drawers include a single file bar that can be used for letter files.

30" and 36" lateral file drawer interiors are manufactured with two solid dividers that can be repositioned to accommodate front to back filing of both letter and legal files. Note: only 36" wide lateral drawers can accommodate 2 rows of front to back legal files.

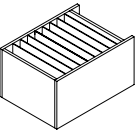
## SINGLE FILE INTERIOR FOR 15 3/4" WIDE FILE PEDESTAL

= 1.28 sq ft of filing

LEGAL FILES



LETTER FILES



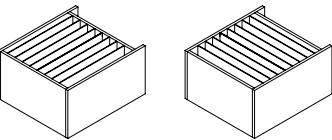
## DRAWER SLIDES – CAPACITY

The standard for drawer slides available on Vox®Office™ storage pedestals is a side mount slide. Slide capacity is as follows:  
15 3/4" and 18 5/8" wide box and file drawer – 110 lbs.  
30" and 36" wide lateral file drawer – 150 lbs.

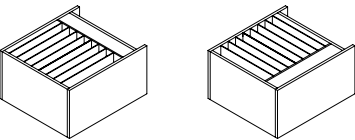
## SINGLE FILE INTERIOR FOR 18 5/8" WIDE FILE PEDESTAL

= 1.55 sq ft of filing

LEGAL FILES



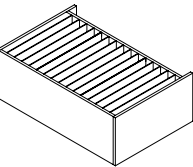
LETTER FILES



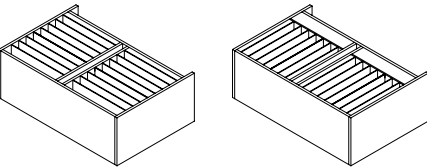
## SINGLE FILE INTERIOR FOR 30" WIDE FILE PEDESTAL

= 2.77 sq ft of filing

LEGAL FILES



LETTER FILES

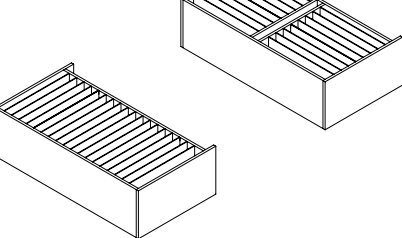


## SINGLE FILE INTERIOR FOR 36" WIDE FILE PEDESTAL

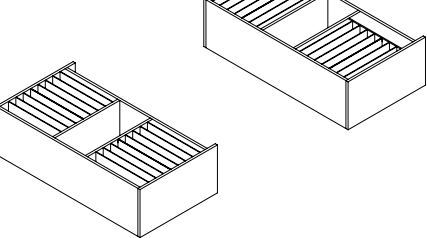
= 3.4 sq ft of filing

Note: only 36" wide lateral drawers can accommodate 2 rows of front to back legal files.

LEGAL FILES

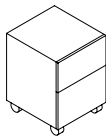
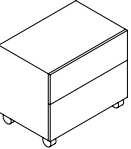
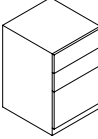
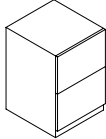


LETTER FILES



# MOVABLE PEDESTAL STORAGE

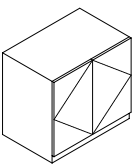
DESIGN – MARK MÜLLER

		Top Finish	Model Number	W" x	D" x	H"	List Price	Product Description
	Box/File		70249	15 <sup>3</sup> / <sub>4</sub> "	20"	24 <sup>3</sup> / <sub>4</sub> "	2,770	<p>Vox® Office™ storage pedestals are available in a variety of sizes that accommodate door, box drawer and file drawer storage.</p> <p>All cabinets are paint finish (page 8) with fronts available in all standard veneers and finishes (page 4) as well as a variety of wood grain plastic laminates (page 5)</p> <p><b>LOCKS</b></p> <p>Movable storage units with drawers are standard with face locks that are located on the top right hand corner of the top drawer front.</p> <p>If side-mount locks are required as an alternative, they must be specified at time of order. Add \$90.00 list for each change to side-mount lock.</p> <p>Movable storage units with doors are NOT standard with locks. If locks are required, they are positioned in the top corner, opposite to the hinge. Add \$95.00 list per lock. Double doors are locked together with a single lock on the right hand door.</p> <p><b>DRAWER PULLS</b></p> <p>Select drawer pull and code from page 9.</p>
		Wood	70250/2	15 <sup>3</sup> / <sub>4</sub> "	22 <sup>1</sup> / <sub>8</sub> "	26 <sup>1</sup> / <sub>2</sub> "	3,115	
		P-Lam	70250/5	15 <sup>3</sup> / <sub>4</sub> "	22 <sup>1</sup> / <sub>8</sub> "	26 <sup>1</sup> / <sub>2</sub> "	3,065	
			70251	18 <sup>5</sup> / <sub>8</sub> "	20"	24 <sup>3</sup> / <sub>4</sub> "	2,830	
		Wood	70255/2	18 <sup>5</sup> / <sub>8</sub> "	22 <sup>1</sup> / <sub>8</sub> "	26 <sup>1</sup> / <sub>2</sub> "	3,170	
		P-Lam	70255/5	18 <sup>5</sup> / <sub>8</sub> "	22 <sup>1</sup> / <sub>8</sub> "	26 <sup>1</sup> / <sub>2</sub> "	3,140	
	Box/File		70252	30"	20"	24 <sup>3</sup> / <sub>4</sub> "	4,170	
		Wood	70256/2	30"	22 <sup>1</sup> / <sub>8</sub> "	26 <sup>1</sup> / <sub>2</sub> "	4,710	
		P-Lam	70256/5	30"	22 <sup>1</sup> / <sub>8</sub> "	26 <sup>1</sup> / <sub>2</sub> "	4,650	
	2 Box/File		70253	18 <sup>5</sup> / <sub>8</sub> "	20"	27 <sup>3</sup> / <sub>8</sub> "	3,125	
		Wood	70257/2	18 <sup>5</sup> / <sub>8</sub> "	22 <sup>1</sup> / <sub>8</sub> "	29"	3,465	
		P-Lam	70257/5	18 <sup>5</sup> / <sub>8</sub> "	22 <sup>1</sup> / <sub>8</sub> "	29"	3,420	
	2 File		70254	18 <sup>5</sup> / <sub>8</sub> "	20"	27 <sup>3</sup> / <sub>8</sub> "	2,730	
		Wood	70258/2	18 <sup>5</sup> / <sub>8</sub> "	22 <sup>1</sup> / <sub>8</sub> "	29"	3,065	
		P-Lam	70258/5	18 <sup>5</sup> / <sub>8</sub> "	22 <sup>1</sup> / <sub>8</sub> "	29"	3,030	



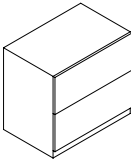
MOVABLE PEDESTAL STORAGE

DESIGN – MARK MÜLLER



2 Door  
1 Adjustable Shelf

Top Finish	Model Number	W" x	D" x	H"	List Price
	70261	30"	20"	27 <sup>3</sup> / <sub>8</sub> "	3,865
Wood	70265/2	30"	22 <sup>1</sup> / <sub>8</sub> "	29"	4,405
P-Lam	70265/5	30"	22 <sup>1</sup> / <sub>8</sub> "	29"	4,355
	70263	36"	20"	27 <sup>3</sup> / <sub>8</sub> "	4,225
Wood	70267/2	36"	22 <sup>1</sup> / <sub>8</sub> "	29"	4,825
P-Lam	70267/5	36"	22 <sup>1</sup> / <sub>8</sub> "	29"	4,750
	70245	37 <sup>1</sup> / <sub>4</sub> "	20"	27 <sup>3</sup> / <sub>8</sub> "	4,260
Wood	70247/2	37 <sup>1</sup> / <sub>4</sub> "	22 <sup>1</sup> / <sub>8</sub> "	29"	4,870
P-Lam	70247/5	37 <sup>1</sup> / <sub>4</sub> "	22 <sup>1</sup> / <sub>8</sub> "	29"	4,805



2 File

	70262	30"	20"	27 <sup>3</sup> / <sub>8</sub> "	4,095
Wood	70266/2	30"	22 <sup>1</sup> / <sub>8</sub> "	29"	4,645
P-Lam	70266/5	30"	22 <sup>1</sup> / <sub>8</sub> "	29"	4,580
	70264	36"	20"	27 <sup>3</sup> / <sub>8</sub> "	5,065
Wood	70268/2	36"	22 <sup>1</sup> / <sub>8</sub> "	29"	5,680
P-Lam	70268/5	36"	22 <sup>1</sup> / <sub>8</sub> "	29"	5,600
	70246	37 <sup>1</sup> / <sub>4</sub> "	20"	27 <sup>3</sup> / <sub>8</sub> "	5,115
Wood	70248/2	37 <sup>1</sup> / <sub>4</sub> "	22 <sup>1</sup> / <sub>8</sub> "	29"	5,725
P-Lam	70248/5	37 <sup>1</sup> / <sub>4</sub> "	22 <sup>1</sup> / <sub>8</sub> "	29"	5,665

**Product Description**

Vox® Office™ storage pedestals are available in a variety of sizes that accommodate door, box drawer and file drawer storage.

All cabinets are paint finish (page 8) with fronts available in all standard veneers and finishes (page 4) as well as a variety of wood grain plastic laminates (page 5)

**LOCKS**

Movable storage units with drawers are standard with face locks that are located on the top right hand corner of the top drawer front.

If side-mount locks are required as an alternative, they must be specified at time of order. Add \$90.00 list for each change to side-mount lock.

Movable storage units with doors are NOT standard with locks. If locks are required, they are positioned in the top corner, opposite to the hinge. Add \$95.00 list per lock. Double doors are locked together with a single lock on the right hand door.

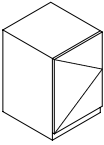
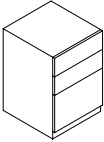
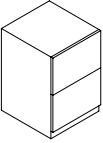
**DRAWER PULLS**

Select drawer pull and code from page 9.



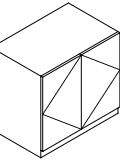
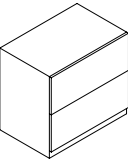
# FIXED PEDESTAL STORAGE

SUPPORTS WORK TOPS DESIGN – MARK MÜLLER

	Top Finish	Model Number	W" x	D" x	H"	List Price	Product Description
	Door/Adjustable Shelf						Vox® Office™ storage pedestals are available in a variety of sizes that accommodate door, box drawer and file drawer storage.
		70201	18 <sup>5</sup> / <sub>8</sub>	20"	27 <sup>3</sup> / <sub>4</sub> "	2,155	
	Wood	70202/2	18 <sup>5</sup> / <sub>8</sub>	22 <sup>1</sup> / <sub>8</sub> "	29"	2,505	All cabinets are paint finish (page 8) with fronts available in all standard veneers and finishes (page 4) as well as a variety of wood grain plastic laminates (page 5)
	P-Lam	70202/5	18 <sup>5</sup> / <sub>8</sub>	22 <sup>1</sup> / <sub>8</sub> "	29"	2,460	
	2 Box/File						When combining pedestals with wood or P-Lam tops, Nienkämper will automatically create single tops up to 120" in length to join those pedestals.
		70203	18 <sup>5</sup> / <sub>8</sub>	20"	27 <sup>3</sup> / <sub>4</sub> "	2,895	
	Wood	70204/2	18 <sup>5</sup> / <sub>8</sub>	22 <sup>1</sup> / <sub>8</sub> "	29"	3,240	LOCKS Fixed storage units with drawers are standard with face locks that are located on the top right hand corner of the top drawer front.  If side-mount locks are required as an alternative, they must be specified at time of order. Add \$90.00 list for each change to side-mount lock.
	P-Lam	70204/5	18 <sup>5</sup> / <sub>8</sub>	22 <sup>1</sup> / <sub>8</sub> "	29"	3,215	
	2 File						Fixed storage units with doors are NOT standard with locks. If locks are required, they are positioned in the top corner, opposite to the hinge. Add \$95.00 list per lock. Double doors are locked together with a single lock on the right hand door.
		70205	18 <sup>5</sup> / <sub>8</sub>	20"	27 <sup>3</sup> / <sub>4</sub> "	2,515	
	Wood	70206/2	18 <sup>5</sup> / <sub>8</sub>	22 <sup>1</sup> / <sub>8</sub> "	29"	2,860	DRAWER PULLS Select drawer pull and code from page 9.
	P-Lam	70206/5	18 <sup>5</sup> / <sub>8</sub>	22 <sup>1</sup> / <sub>8</sub> "	29"	2,830	



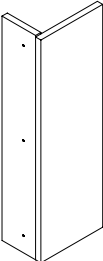
FIXED PEDESTAL STORAGE

SUPPORTS WORK TOPS DESIGN – MARK MÜLLER

	Top Finish	Model Number	W" x	D" x	H"	List Price	Product Description
	2 Door 1 Adjustable Shelf						Vox® Office™ storage pedestals are available in a variety of sizes that accommodate door, box drawer and file drawer storage.  All cabinets are paint finish (page 8) with fronts available in all standard veneers and finishes (page 4) as well as a variety of wood grain plastic laminates (page 5)  When combining pedestals with wood or P-Lam tops, Nienkämper will automatically create single tops up to 120" in length to join those pedestals.  LOCKS Fixed storage units with drawers are standard with face locks that are located on the top right hand corner of the top drawer front.  If side-mount locks are required as an alternative, they must be specified at time of order. Add \$90.00 list for each change to side-mount lock.  Fixed storage units with doors are NOT standard with locks. If locks are required, they are positioned in the top corner, opposite to the hinge. Add \$95.00 list per lock. Double doors are locked together with a single lock on the right hand door.  DRAWER PULLS Select drawer pull and code from page 9.
		70211	30"	20"	27 <sup>3</sup> / <sub>4</sub> "	3,590	
	Wood	70212/2	30"	22 <sup>1</sup> / <sub>8</sub> "	29"	4,135	
	P-Lam	70212/5	30"	22 <sup>1</sup> / <sub>8</sub> "	29"	4,085	
		70215	36"	20"	27 <sup>3</sup> / <sub>4</sub> "	3,960	
	Wood	70216/2	36"	22 <sup>1</sup> / <sub>8</sub> "	29"	4,550	
	P-Lam	70216/5	36"	22 <sup>1</sup> / <sub>8</sub> "	29"	4,480	
		70241	37 <sup>1</sup> / <sub>4</sub> "	20"	27 <sup>3</sup> / <sub>4</sub> "	4,000	
	Wood	70242/2	37 <sup>1</sup> / <sub>4</sub> "	22 <sup>1</sup> / <sub>8</sub> "	29"	4,580	
	P-Lam	70242/5	37 <sup>1</sup> / <sub>4</sub> "	22 <sup>1</sup> / <sub>8</sub> "	29"	4,525	
		70213	30"	20"	27 <sup>3</sup> / <sub>4</sub> "	3,830	
	Wood	70214/2	30"	22 <sup>1</sup> / <sub>8</sub> "	29"	4,365	
	P-Lam	70217/5	30"	22 <sup>1</sup> / <sub>8</sub> "	29"	4,310	
		70217	36"	20"	27 <sup>3</sup> / <sub>4</sub> "	4,805	
	Wood	70218/2	36"	22 <sup>1</sup> / <sub>8</sub> "	29"	5,385	
	P-Lam	70218/5	36"	22 <sup>1</sup> / <sub>8</sub> "	29"	5,315	
		70243	37 <sup>1</sup> / <sub>4</sub> "	20"	27 <sup>3</sup> / <sub>4</sub> "	4,850	
	Wood	70244/2	37 <sup>1</sup> / <sub>4</sub> "	22 <sup>1</sup> / <sub>8</sub> "	29"	5,450	
	P-Lam	70244/5	37 <sup>1</sup> / <sub>4</sub> "	22 <sup>1</sup> / <sub>8</sub> "	29"	5,375	

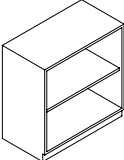
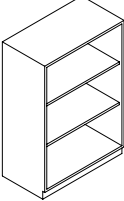

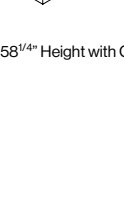
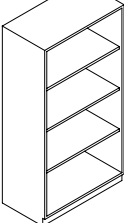

# PEDESTAL FILLER PANELS

DESIGN – MARK MÜLLER

		Model Number	W" x	D" x	H"	List Price	Product Description
	For 23 <sup>3</sup> / <sub>4</sub> " Top						<p>Pedestal filler panels are used to fill the opening created when tops overhang pedestal storage below.</p> <p>Three sizes are available which correspond to the three different top depths.</p> <p>Simply select the size of filler panel that corresponds to the depth of the top specified.</p> <p>Filler panels are not required for stability or structure. These panels are used when side elevations of workstation tops are exposed.</p> <p>Finish always matches the pedestal it is being joined to.</p>
		70011	4 <sup>3</sup> / <sub>4</sub> "	1 <sup>3</sup> / <sub>4</sub> "	27 <sup>1</sup> / <sub>2</sub>	425	
	For 27" Top						
		70012	4 <sup>3</sup> / <sub>4</sub> "	1 <sup>3</sup> / <sub>4</sub> "	27 <sup>1</sup> / <sub>2</sub>	445	
	For 30" Top						
		70013	4 <sup>3</sup> / <sub>4</sub> "	1 <sup>3</sup> / <sub>4</sub> "	27 <sup>1</sup> / <sub>2</sub>	470	

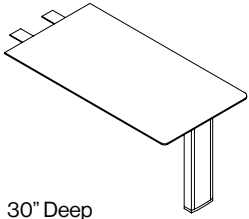
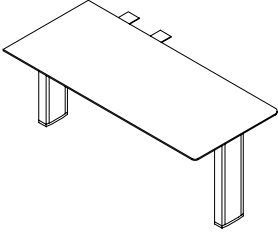
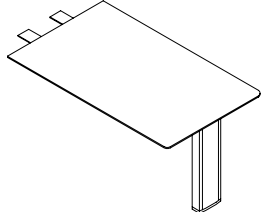
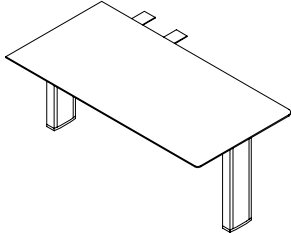
# BOOKCASES

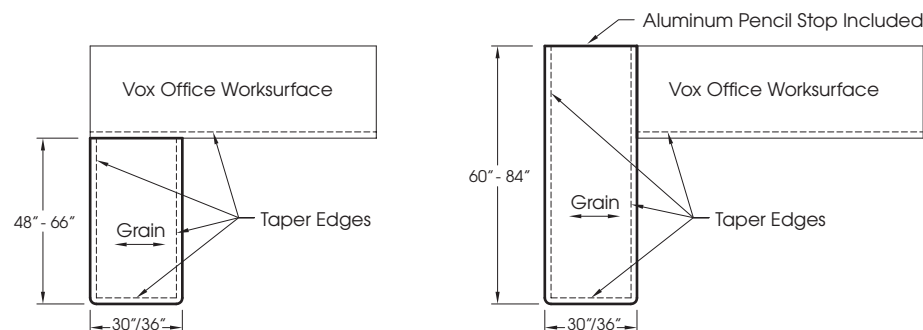
DESIGN – MARK MÜLLER

	Top Finish	Model Number	W" x	D" x	H"	List Price	Product Description
30 <sup>1</sup> / <sub>2</sub> " Height 	Wood	70721/2	30"	16"	30 <sup>1</sup> / <sub>2</sub> "	3,030	Vox®Office™ bookcases are available in three heights and a range of lengths to accommodate most requirements.  Three different finish options are offered.  1. Case, back and shelves in wood veneer (Page 4) 2. Case, back and shelves in three standard paint colours (page 8) 3. Case and back in paint with shelves in wood veneer.  Whatever the selection, Vox®Office™ bookcases compliment any office environment and include fully adjustable shelves on silver aluminum pilaster strips. Adjustments are in 1" increments along the full interior height of the unit.  All leveling is easily accessed through the top section of the base.
	Paint	70721/1	30"	16"	30 <sup>1</sup> / <sub>2</sub> "	2,845	
	Paint Case/ Wood Shelves	70721/3	30"	16"	30 <sup>1</sup> / <sub>2</sub> "	2,930	
	Wood	70722/2	36"	16"	30 <sup>1</sup> / <sub>2</sub> "	3,320	
	Paint	70722/1	36"	16"	30 <sup>1</sup> / <sub>2</sub> "	3,135	
	Paint Case/ Wood Shelves	70722/3	36"	16"	30 <sup>1</sup> / <sub>2</sub> "	3,220	
	Wood	70723/2	42"	16"	30 <sup>1</sup> / <sub>2</sub> "	3,595	
	Paint	70723/1	42"	16"	30 <sup>1</sup> / <sub>2</sub> "	3,410	
	Paint Case/ Wood Shelves	70723/3	42"	16"	30 <sup>1</sup> / <sub>2</sub> "	3,500	
30 <sup>1</sup> / <sub>2</sub> " Height with Center Gable 	Wood	70724/2	48"	16"	30 <sup>1</sup> / <sub>2</sub> "	4,040	
	Paint	70724/1	48"	16"	30 <sup>1</sup> / <sub>2</sub> "	3,850	
	Paint Case/ Wood Shelves	70724/3	48"	16"	30 <sup>1</sup> / <sub>2</sub> "	3,960	
	Wood	70725/2	60"	16"	30 <sup>1</sup> / <sub>2</sub> "	4,660	
	Paint	70725/1	60"	16"	30 <sup>1</sup> / <sub>2</sub> "	4,400	
	Paint Case/ Wood Shelves	70725/3	60"	16"	30 <sup>1</sup> / <sub>2</sub> "	4,550	
	Wood	70726/2	72"	16"	30 <sup>1</sup> / <sub>2</sub> "	5,360	
	Paint	70726/1	72"	16"	30 <sup>1</sup> / <sub>2</sub> "	5,050	
	Paint Case/ Wood Shelves	70726/3	72"	16"	30 <sup>1</sup> / <sub>2</sub> "	5,220	
44" Height 	Wood	70727/2	30"	16"	44"	3,635	
	Paint	70727/1	30"	16"	44"	3,405	
	Paint Case/ Wood Shelves	70727/3	30"	16"	44"	3,490	
	Wood	70728/2	36"	16"	44"	3,970	
	Paint	70728/1	36"	16"	44"	3,750	
	Paint Case/ Wood Shelves	70728/3	36"	16"	44"	3,845	
	Wood	70729/2	42"	16"	44"	4,315	
	Paint	70729/1	42"	16"	44"	4,085	
	Paint Case/ Wood Shelves	70729/3	42"	16"	44"	4,205	
44" Height with Center Gable 	Wood	70730/2	48"	16"	44"	4,850	
	Paint	70730/1	48"	16"	44"	4,625	
	Paint Case/ Wood Shelves	70730/3	48"	16"	44"	4,760	
	Wood	70731/2	60"	16"	44"	5,590	
	Paint	70731/1	60"	16"	44"	5,275	
	Paint Case/ Wood Shelves	70731/3	60"	16"	44"	5,450	
	Wood	70732/2	72"	16"	44"	6,430	
	Paint	70732/1	72"	16"	44"	6,070	
	Paint Case/ Wood Shelves	70732/3	72"	16"	44"	6,270	
58 <sup>1</sup> / <sub>4</sub> " Height 	Wood	70733/2	30"	16"	58 <sup>1</sup> / <sub>4</sub> "	4,355	
	Paint	70733/1	30"	16"	58 <sup>1</sup> / <sub>4</sub> "	4,080	
	Paint Case/ Wood Shelves	70733/3	30"	16"	58 <sup>1</sup> / <sub>4</sub> "	4,190	
	Wood	70734/2	36"	16"	58 <sup>1</sup> / <sub>4</sub> "	4,760	
	Paint	70734/1	36"	16"	58 <sup>1</sup> / <sub>4</sub> "	4,490	
	Paint Case/ Wood Shelves	70734/3	36"	16"	58 <sup>1</sup> / <sub>4</sub> "	4,605	
	Wood	70735/2	42"	16"	58 <sup>1</sup> / <sub>4</sub> "	5,180	
	Paint	70735/1	42"	16"	58 <sup>1</sup> / <sub>4</sub> "	4,890	
	Paint Case/ Wood Shelves	70735/3	42"	16"	58 <sup>1</sup> / <sub>4</sub> "	5,040	
58 <sup>1</sup> / <sub>4</sub> " Height with Center Gable 	Wood	70736/2	48"	16"	58 <sup>1</sup> / <sub>4</sub> "	5,810	
	Paint	70736/1	48"	16"	58 <sup>1</sup> / <sub>4</sub> "	5,535	
	Paint Case/ Wood Shelves	70736/3	48"	16"	58 <sup>1</sup> / <sub>4</sub> "	5,695	
	Wood	70737/2	60"	16"	58 <sup>1</sup> / <sub>4</sub> "	6,695	
	Paint	70737/1	60"	16"	58 <sup>1</sup> / <sub>4</sub> "	6,320	
	Paint Case/ Wood Shelves	70737/3	60"	16"	58 <sup>1</sup> / <sub>4</sub> "	6,520	
	Wood	70738/2	72"	16"	58 <sup>1</sup> / <sub>4</sub> "	7,705	
	Paint	70738/1	72"	16"	58 <sup>1</sup> / <sub>4</sub> "	7,260	
	Paint Case/ Wood Shelves	70738/3	72"	16"	58 <sup>1</sup> / <sub>4</sub> "	7,510	

# PROJECT TABLES - FIXED HEIGHT

RECTANGULAR DESIGN - MARK MÜLLER

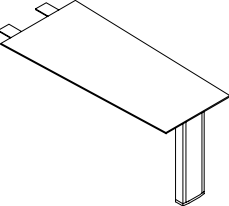
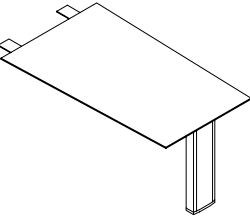
	Top Finish	Model Number	W" x	D" x	H"	List Price	Product Description
 30" Deep	Wood	70321/2	48"	30"	29"	2,105	Fixed Project tables are available in a range of sizes and shapes.
	P-Lam	70321/5	48"	30"	29"	1,900	
	Wood	70323/2	54"	30"	29"	2,290	Tops can be ordered in all standard wood veneers and finishes (page 4) as well as a variety of wood grain plastic laminates (page 5).
	P-Lam	70323/5	54"	30"	29"	2,050	
	Wood	70325/2	60"	30"	29"	2,465	Optional aluminum finishes for the vertical leg are found on page 8.
	P-Lam	70325/5	60"	30"	29"	2,215	
	Wood	70326/2	66"	30"	29"	2,655	Fixed project tables are standard with a closed aluminum support leg. If a leg with removable panel is required, add \$150 list.
	P-Lam	70326/5	66"	30"	29"	2,370	
 30" Deep	Wood	70291/2	60"	30"	29"	3,170	An aluminum pencil stop is included on the short end of Project tables that are attached to the end of a worksurface.
	P-Lam	70291/5	60"	30"	29"	2,930	
	Wood	70292/2	66"	30"	29"	3,355	
	P-Lam	70292/5	66"	30"	29"	3,070	
	Wood	70293/2	72"	30"	29"	3,545	
	P-Lam	70293/5	72"	30"	29"	3,235	
	Wood	70294/2	84"	30"	29"	3,725	
	P-Lam	70294/5	84"	30"	29"	3,395	
 36" Deep	Wood	70331/2	48"	36"	29"	2,250	
	P-Lam	70331/5	48"	36"	29"	2,025	
	Wood	70333/2	54"	36"	29"	2,455	
	P-Lam	70333/5	54"	36"	29"	2,190	
	Wood	70335/2	60"	36"	29"	2,655	
	P-Lam	70335/5	60"	36"	29"	2,365	
	Wood	70336/2	66"	36"	29"	2,845	
	P-Lam	70336/5	66"	36"	29"	2,535	
 36" Deep	Wood	70332/2	60"	36"	29"	3,355	
	P-Lam	70332/5	60"	36"	29"	3,065	
	Wood	70334/2	66"	36"	29"	3,550	
	P-Lam	70334/5	66"	36"	29"	3,240	
	Wood	70337/2	72"	36"	29"	3,735	
	P-Lam	70337/5	72"	36"	29"	3,415	
	Wood	70338/2	84"	36"	29"	3,925	
	P-Lam	70338/5	84"	36"	29"	3,590	

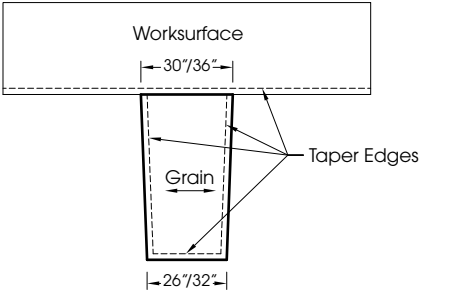


Fixed Project Table  
Model # 70326

PROJECT TABLES – FIXED HEIGHT

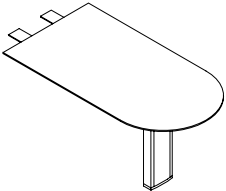
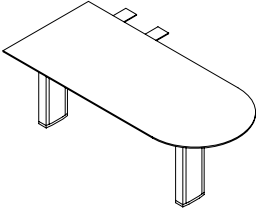
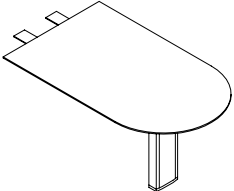
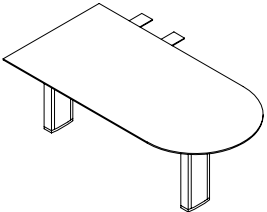
RECTANGULAR TAPERED DESIGN – MARK MÜLLER

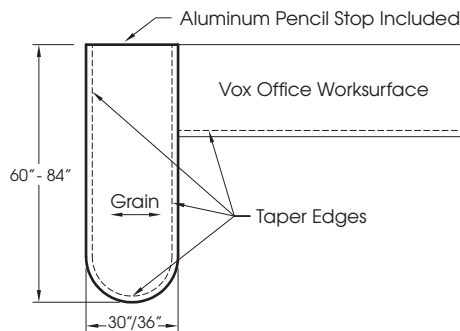
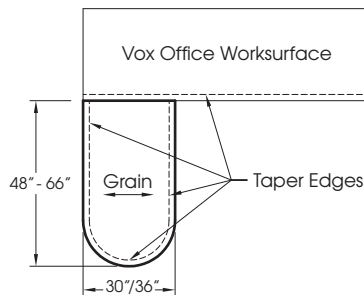
	Top Finish	Model Number	W" x	D" x	H"	List Price	Product Description
 30" Deep	Wood	70171/2	48"	30" - 26"	29"	2,160	Fixed Project tables are available in a range of sizes and shapes.
	P-Lam	70171/5	48"	30" - 26"	29"	1,960	
	Wood	70172/2	54"	30" - 26"	29"	2,350	Tops can be ordered in all standard wood veneers and finishes (page 4) as well as a variety of wood grain plastic laminates (page 5).
	P-Lam	70172/5	54"	30" - 26"	29"	2,120	
	Wood	70173/2	60"	30" - 26"	29"	2,535	Optional aluminum finishes for the vertical leg are found on page 8.
	P-Lam	70173/5	60"	30" - 26"	29"	2,290	
	Wood	70174/2	66"	30" - 26"	29"	2,730	Fixed project tables are standard with a closed aluminum support leg. If a leg with removable panel is required add \$150 list.
	P-Lam	70174/5	66"	30" - 26"	29"	2,455	
 36" Deep	Wood	70175/2	48"	36" - 32"	29"	2,320	
	P-Lam	70175/5	48"	36" - 32"	29"	2,080	
	Wood	70176/2	54"	36" - 32"	29"	2,515	
	P-Lam	70176/5	54"	36" - 32"	29"	2,255	
	Wood	70177/2	60"	36" - 32"	29"	2,735	
	P-Lam	70177/5	60"	36" - 32"	29"	2,435	
	Wood	70178/2	66"	36" - 32"	29"	2,930	
	P-Lam	70178/5	66"	36" - 32"	29"	2,615	



# PROJECT TABLES – FIXED HEIGHT

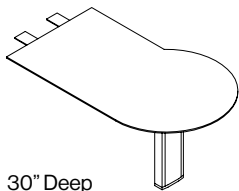
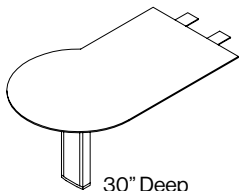
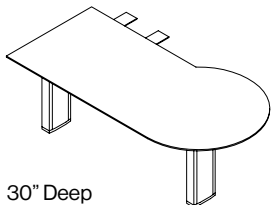
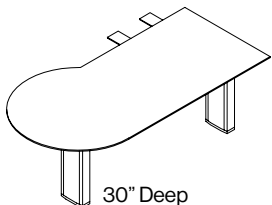
RADIUSED END DESIGN – MARK MÜLLER

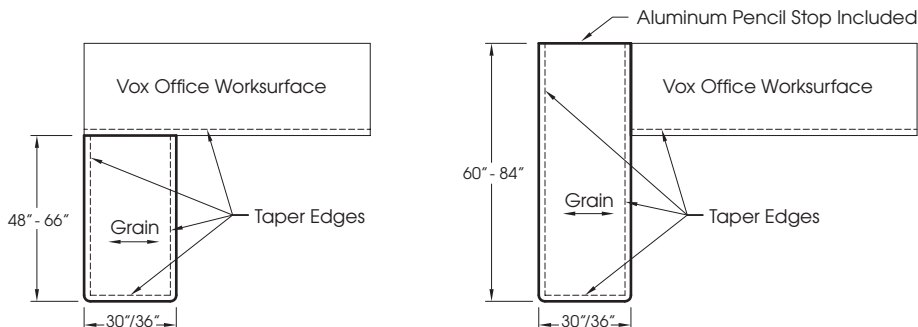
	Top Finish	Model Number	W" x	D" x	H"	List Price	Product Description
 <p>30" Deep</p>	Wood	70341/2	48"	30"	29"	2,160	Fixed Project tables are available in a range of sizes and shapes.
	P-Lam	70341/5	48"	30"	29"	1,960	
	Wood	70342/2	54"	30"	29"	2,350	Tops can be ordered in all standard wood veneers and finishes (page 4) as well as a variety of wood grain plastic laminates (page 5).
	P-Lam	70342/5	54"	30"	29"	2,120	
	Wood	70343/2	60"	30"	29"	2,535	Optional aluminum finishes for the vertical leg are found on page 8.
	P-Lam	70343/5	60"	30"	29"	2,290	
	Wood	70344/2	66"	30"	29"	2,730	Fixed project tables are standard with a closed aluminum support leg. If a leg with removable panel is required, add \$150 list.
	P-Lam	70344/5	66"	30"	29"	2,455	
 <p>30" Deep</p>	Wood	70473/2	60"	30"	29"	3,240	An aluminum pencil stop is included on the short end of Project tables that are attached to the end of a worksurface.
	P-Lam	70473/5	60"	30"	29"	2,990	
	Wood	70474/2	66"	30"	29"	3,420	
	P-Lam	70474/5	66"	30"	29"	3,155	
	Wood	70475/2	72"	30"	29"	3,605	
	P-Lam	70475/5	72"	30"	29"	3,325	
	Wood	70476/2	84"	30"	29"	3,790	
	P-Lam	70476/5	84"	30"	29"	3,485	
 <p>36" Deep</p>	Wood	70345/2	48"	36"	29"	2,320	
	P-Lam	70345/5	48"	36"	29"	2,080	
	Wood	70346/2	54"	36"	29"	2,515	
	P-Lam	70346/5	54"	36"	29"	2,255	
	Wood	70347/2	60"	36"	29"	2,735	
	P-Lam	70347/5	60"	36"	29"	2,435	
	Wood	70348/2	66"	36"	29"	2,930	
	P-Lam	70348/5	66"	36"	29"	2,615	
 <p>36" Deep</p>	Wood	70517/2	60"	36"	29"	3,430	
	P-Lam	70517/5	60"	36"	29"	3,145	
	Wood	70518/2	66"	36"	29"	3,630	
	P-Lam	70518/5	66"	36"	29"	3,325	
	Wood	70519/2	72"	36"	29"	3,815	
	P-Lam	70519/5	72"	36"	29"	3,500	
	Wood	70520/2	84"	36"	29"	4,005	
	P-Lam	70520/5	84"	36"	29"	3,680	



# PROJECT TABLES – FIXED HEIGHT

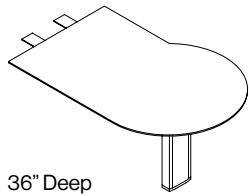
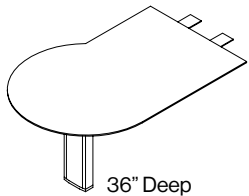
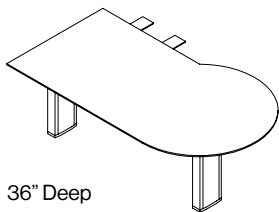
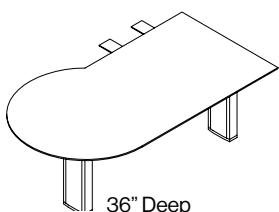
ROUND END DESIGN – MARK MÜLLER

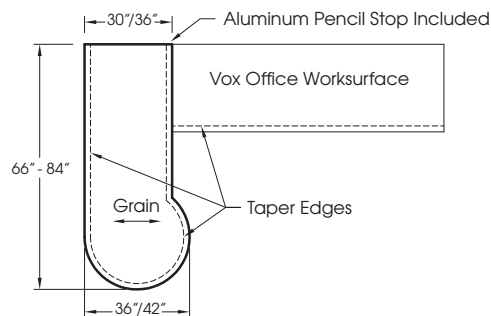
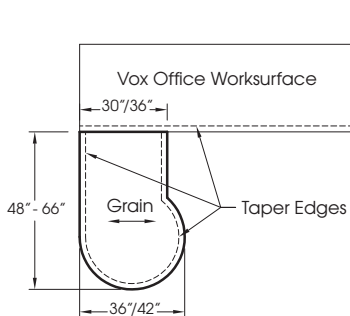
	Top Finish	Model Number	W" x	D" x	H"	List Price	Product Description
 <p>30" Deep</p>	Wood	70351/2	48"	30"-36"	29"	2,200	Fixed Project tables are available in a range of sizes and shapes.
	P-Lam	70351/5	48"	30"-36"	29"	1,990	
	Wood	70352/2	54"	30"-36"	29"	2,395	Tops can be ordered in all standard wood veneers and finishes (page 4) as well as a variety of wood grain plastic laminates (page 5).
	P-Lam	70352/5	54"	30"-36"	29"	2,160	
	Wood	70353/2	60"	30"-36"	29"	2,595	Optional aluminum finishes for the vertical leg are found on page 8.
	P-Lam	70353/5	60"	30"-36"	29"	2,330	
	Wood	70354/2	66"	30"-36"	29"	2,780	Fixed project tables are standard with a closed aluminum support leg. If a leg with removable panel is required add \$150 list.
	P-Lam	70354/5	66"	30"-36"	29"	2,500	
 <p>30" Deep</p>	Wood	70567/2	48"	30"-36"	29"	2,200	An aluminum pencil stop is included on the short end of Project tables that are attached to the end of a worksurface.
	P-Lam	70567/5	48"	30"-36"	29"	1,990	
	Wood	70568/2	54"	30"-36"	29"	2,395	
	P-Lam	70568/5	54"	30"-36"	29"	2,160	
	Wood	70569/2	60"	30"-36"	29"	2,595	
	P-Lam	70569/5	60"	30"-36"	29"	2,330	
	Wood	70570/2	66"	30"-36"	29"	2,780	
	P-Lam	70570/5	66"	30"-36"	29"	2,500	
 <p>30" Deep</p>	Wood	70617/2	66"	30"-36"	29"	3,485	
	P-Lam	70617/5	66"	30"-36"	29"	3,195	
	Wood	70618/2	72"	30"-36"	29"	3,675	
	P-Lam	70618/5	72"	30"-36"	29"	3,360	
	Wood	70619/2	84"	30"-36"	29"	3,865	
	P-Lam	70619/5	84"	30"-36"	29"	3,535	
 <p>30" Deep</p>	Wood	70627/2	66"	30"-36"	29"	3,485	
	P-Lam	70627/5	66"	30"-36"	29"	3,195	
	Wood	70628/2	72"	30"-36"	29"	3,675	
	P-Lam	70628/5	72"	30"-36"	29"	3,360	
	Wood	70629/2	84"	30"-36"	29"	3,865	
	P-Lam	70629/5	84"	30"-36"	29"	3,535	



# PROJECT TABLES - FIXED HEIGHT

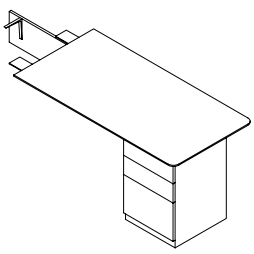
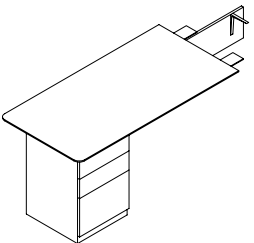
ROUND END DESIGN - MARK MÜLLER

	Top Finish	Model Number	W" x	D" x	H"	List Price	Product Description
 <p>36" Deep</p>	Wood	70355/2	48"	36"-42"	29"	2,350	Fixed Project tables are available in a range of sizes and shapes.
	P-Lam	70355/5	48"	36"-42"	29"	2,120	
	Wood	70356/2	54"	36"-42"	29"	2,575	Tops can be ordered in all standard wood veneers and finishes (page 4) as well as a variety of wood grain plastic laminates (page 5).
	P-Lam	70356/5	54"	36"-42"	29"	2,300	
	Wood	70357/2	60"	36"-42"	29"	2,780	Optional aluminum finishes for the vertical leg are found on page 8.
	P-Lam	70357/5	60"	36"-42"	29"	2,495	
	Wood	70358/2	66"	36"-42"	29"	2,980	Fixed project tables are standard with a closed aluminum support leg. If a leg with removable panel is required add \$150 list.
	P-Lam	70358/5	66"	36"-42"	29"	2,670	
 <p>36" Deep</p>	Wood	70647/2	48"	36"-42"	29"	2,350	An aluminum pencil stop is included on the short end of Project tables that are attached to the end of a worksurface.
	P-Lam	70647/5	48"	36"-42"	29"	2,120	
	Wood	70648/2	54"	36"-42"	29"	2,575	
	P-Lam	70648/5	54"	36"-42"	29"	2,300	
	Wood	70649/2	60"	36"-42"	29"	2,780	
	P-Lam	70649/5	60"	36"-42"	29"	2,495	
	Wood	70650/2	66"	36"-42"	29"	2,980	
	P-Lam	70650/5	66"	36"-42"	29"	2,670	
 <p>36" Deep</p>	Wood	70657/2	66"	36"-42"	29"	3,680	
	P-Lam	70657/5	66"	36"-42"	29"	3,375	
	Wood	70658/2	72"	36"-42"	29"	3,880	
	P-Lam	70658/5	72"	36"-42"	29"	3,555	
	Wood	70659/2	84"	36"-42"	29"	4,085	
	P-Lam	70659/5	84"	36"-42"	29"	3,735	
 <p>36" Deep</p>	Wood	70638/2	66"	36"-42"	29"	3,680	
	P-Lam	70638/5	66"	36"-42"	29"	3,375	
	Wood	70639/2	72"	36"-42"	29"	3,880	
	P-Lam	70639/5	72"	36"-42"	29"	3,555	
	Wood	70640/2	84"	36"-42"	29"	4,085	
	P-Lam	70640/5	84"	36"-42"	29"	3,735	



# PROJECT TABLES WITH PEDESTAL STORAGE

RECTANGULAR DESIGN – MARK MÜLLER

	Top Finish	Model Number	W" x	D" x	H"	List Price	Product Description
	Wood	70271/2	48"	30"	29"	4,370	Fixed Project tables with pedestal storage are available in two depths and a range of lengths.
	P-Lam	70271/5	48"	30"	29"	4,170	
	Wood	70272/2	54"	30"	29"	4,550	2 box, 1 file pedestal storage is standard. The cabinet is a paint finish, page 8.
	P-Lam	70272/5	54"	30"	29"	4,315	
	Wood	70273/2	60"	30"	29"	4,720	Tops, fronts and modesty panel are available in all standard wood veneers and finishes (page 4) as well as a variety of wood grain plastic laminates (page 5).
	P-Lam	70273/5	60"	30"	29"	4,475	
	Wood	70274/2	66"	30"	29"	4,910	
	P-Lam	70274/5	66"	30"	29"	4,635	

Model numbers are generic, you must specify left or right hand project table.

30" Deep

## MODESTY PANEL

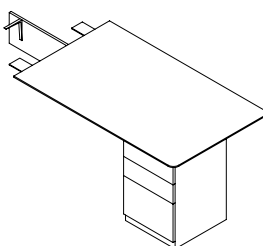
Project tables with pedestal storage come with a partial wood modesty panel 10" high that is positioned flush with the front of the pedestal.

## LOCKS

The storage pedestal comes with a face-mount lock that is located in the top right hand corner of the drawer face.

## DRAWER PULLS

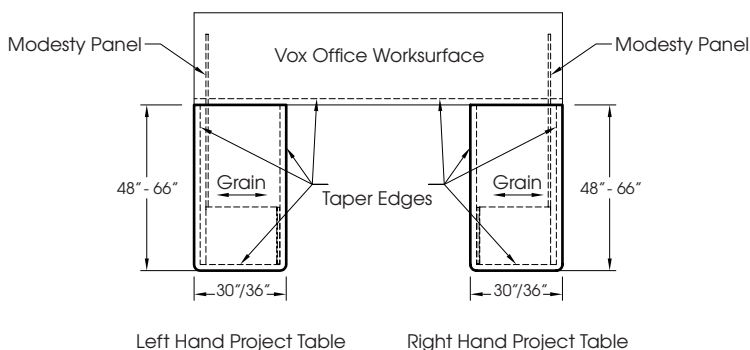
Select drawer pull and code from page 9.



Wood	70281/2	48"	36"	29"	4,510
P-Lam	70281/5	48"	36"	29"	4,285
Wood	70282/2	54"	36"	29"	4,715
P-Lam	70282/5	54"	36"	29"	4,470
Wood	70283/2	60"	36"	29"	4,905
P-Lam	70283/5	60"	36"	29"	4,630
Wood	70284/2	66"	36"	29"	5,115
P-Lam	70284/5	66"	36"	29"	4,800

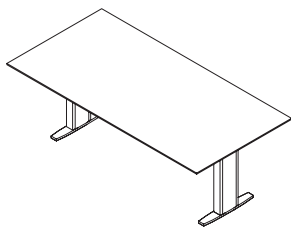
Model numbers are generic, you must specify left or right hand project table.

36" Deep



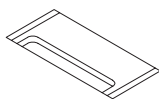
# T-BASE DESK

DESIGN – MARK MÜLLER



Top Finish	Model Number	W" x	D" x	H"	List Price	Product Description
Wood	70991/2	72"	36"	29"	4,485	Vox® Office™ T-base desks are available in all standard wood veneers and finishes (page 4) as well as a variety of wood grain plastic laminates (page 5). Optional metal finishes for the T-base are found on page 8.
P-Lam	70991/5	72"	36"	29"	3,815	
Wood	70992/2	78"	38"	29"	4,870	
P-Lam	70992/5	78"	38"	29"	4,110	T-base desks provide large unobstructed work areas for private office environments.
Wood	70993/2	84"	38"	29"	5,110	
P-Lam	70993/5	84"	38"	29"	4,285	
Wood	70994/2	84"	42"	29"	5,530	Combine with movable storage elements on pages 27-28.
P-Lam	70994/5	84"	42"	29"	4,625	
Wood	70995/2	96"	42"	29"	6,075	
P-Lam	70995/5	96"	42"	29"	5,030	
Wood	70996/2	96"	48"	29"	6,715	
P-Lam	70996/5	96"	48"	29"	5,540	
Wood	70997/2	108"	42"	29"	6,620	
P-Lam	70997/5	108"	42"	29"	5,450	
Wood	70998/2	108"	48"	29"	7,340	
P-Lam	70998/5	108"	48"	29"	6,015	

## Optional Grommet

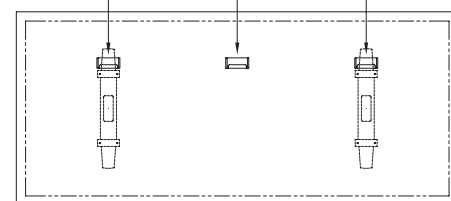


Left	70276	5 1/4"	2 1/4"	290
Centre	70277	5 1/4"	2 1/4"	290
Right	70278	5 1/4"	2 1/4"	290




Vox Grommet – 5 1/4" W x 2 1/4" D Aluminum Grommet is anodized to match legs and can be specified in any of the following locations: Left, Centre, Right

Left Grommet      Centre Grommet      Right Grommet



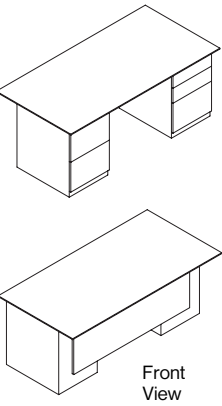
Standard 2" Taper Edge



PEDESTAL DESKS

WITH OVERLAY MODESTY PANELS DESIGN – MARK MÜLLER

Partial Overlay Modesty



Top Finish	Model Number	W" x	D" x	H"	List Price
Wood	70221/2	72"	36"	29"	7,825
P-Lam	70221/5	72"	36"	29"	7,455
Wood	70222/2	78"	36"	29"	8,060
P-Lam	70222/5	78"	36"	29"	7,630
Wood	70223/2	84"	36"	29"	8,260
P-Lam	70223/5	84"	36"	29"	7,795

Vox®Office™ desks are available in a variety of sizes that accommodate both double file and box file storage pedestals.

Tops, fronts and modesty panels are available in all standard veneers and finishes (page 4) as well as a variety of wood grain plastic laminates (page 5).

Vox®Office™ is standard with painted cases (page 8). If veneer cases are required, contact Nienkämper Customer Service at 1.800.668.9318 for pricing.

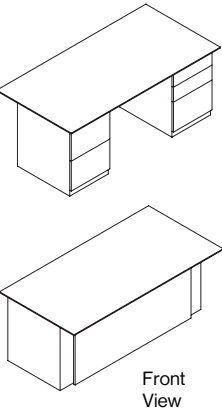
WOOD VS P-LAM

When specifying Wood "/2 option", tops, fronts and modesty panels are wood, cases are painted. When specifying P-Lam "/5 option", tops are plastic laminate, fronts and modesty panels are wood or P-Lam, cases are painted.

MODESTY PANELS

Overlay modesty panels are applied to the face of the desk pedestal with a 3/8" reveal around the outside edge. Both partial 20" high and full overlay panel options are available.

Full Overlay Modesty



Wood	70225/2	72"	36"	29"	7,875
P-Lam	70225/5	72"	36"	29"	7,495
Wood	70226/2	78"	36"	29"	8,065
P-Lam	70226/5	78"	36"	29"	7,635
Wood	70227/2	84"	36"	29"	8,285
P-Lam	70227/5	84"	36"	29"	7,815


LOCKS

Desk pedestals are standard with face locks that are located on the top right hand corner of the top-drawer front.

If side-mount locks are required as an alternative, they must be specified at time of order. Add \$90.00 list for each change to side-mount lock. Side-mount locks are located in the knee space of the desk.

DRAWER PULLS

Select drawer pulls and code from page 9.



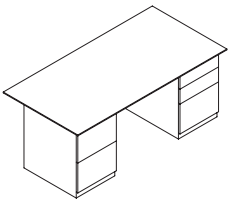
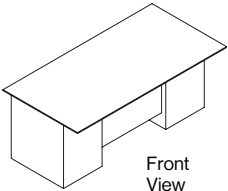
Partial Overlay Modesty



Full Overlay Modesty

# PEDESTAL DESKS

## WITH INSET MODESTY PANELS DESIGN - MARK MÜLLER

	Top Finish	Model Number	W" x	D" x	H"	List Price	Product Description
  <p>Front View</p>	Wood	70231/2	72"	36"	29"	7,705	Vox®Office™ desks are available in a variety of sizes that accommodate both double file and box file storage pedestals.
	P-Lam	70231/5	72"	36"	29"	7,320	
	Wood	70232/2	78"	36"	29"	7,895	Tops, fronts and modesty panels are available in all standard veneers and finishes (page 4) as well as a variety of wood grain plastic laminates (page 5).
	P-Lam	70232/5	78"	36"	29"	7,455	
	Wood	70233/2	84"	36"	29"	8,065	Vox®Office™ is standard with painted cases (page 8). If veneer cases are required, contact Nienkämper Customer Service at 1.800.668.9318 for pricing
	P-Lam	70233/5	84"	36"	29"	7,600	

### WOOD VS P-LAM

When specifying Wood "/2 option", tops, fronts and modesty panels are wood, cases are painted. When specifying P-Lam "/5 option", tops are plastic laminate, fronts and modesty panels are wood or P-Lam, cases are painted.

### MODESTY PANELS

Inset modesty panels are positioned between the storage pedestals, set back 2" from the front of the cabinet

Partial modesty panels are 20" high.

### LOCKS

Desk pedestals are standard with face locks that are located on the top right hand corner of the top-drawer front.

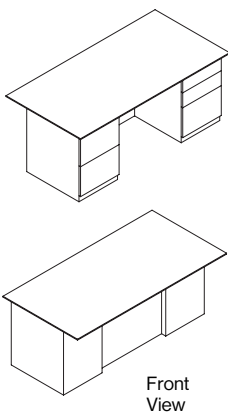
If side-mount locks are required as an alternative, they must be specified at time of order. Add \$90.00 list for each change to side-mount lock.

Side-mount locks are located in the knee space of the desk.

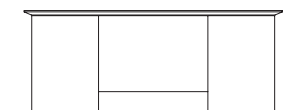
### DRAWER PULLS

Select drawer pulls and code from page 9.

### Full Inset Modesty



Wood	70235/2	72"	36"	29"	7,725
P-Lam	70235/5	72"	36"	29"	7,345
Wood	70236/2	78"	36"	29"	7,945
P-Lam	70236/5	78"	36"	29"	7,495
Wood	70237/2	84"	36"	29"	8,150
P-Lam	70237/5	84"	36"	29"	7,665



Partial Inset Modesty




Full Inset Modesty



# PROJECT TABLES – SINGLE LEG HEIGHT ADJUSTABLE

DESIGN – MARK MÜLLER

Forma Shape Table



Top Finish	Model Number	W" x	D" x	H"	List Price	Product Description
Wood	70395/2	56"	30"	26 <sup>1</sup> / <sub>2</sub> "-44"	3,715	Vox®Office™ project tables were designed as an option to the traditional style of fixed worktop. The single column leg maximizes knee space for the user. Mobile storage pedestals can be moved under the surface and close to the user.
P-Lam	70395/5	56"	30"	26 <sup>1</sup> / <sub>2</sub> "-44"	3,500	
Pneumatic Height Adjustment						
Wood	70397/2	56"	30"	29"	2,505	Project tables are available in all standard wood veneers and finishes (page 4) as well as a variety of wood grain plastic laminates
P-Lam	70397/5	56"	30"	29"	2,290	
Fixed Height						

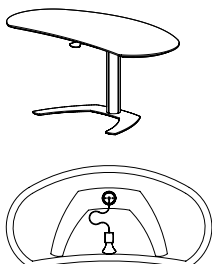
Two options are available for the column leg on Project tables:

1. Fixed with a finished height of 29".
2. Pneumatically adjusted with a small lever under the center of the worktop with a range in height from 26<sup>1</sup>/<sub>4</sub>" to 44".

Adjustable-height Project tables offer space benefits as they can be positioned above or below adjacent work surfaces, are movable and offer the possibility for sit/stand working positions.


Static load capacity for pneumatic height adjustment is 100lbs without compression.

Ellipse Shape Table



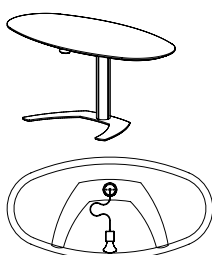
Wood	70302/2	60"	30"	26 <sup>1</sup> / <sub>2</sub> "-44"	3,810
P-Lam	70302/5	60"	30"	26 <sup>1</sup> / <sub>2</sub> "-44"	3,560
Pneumatic Height Adjustment					
Wood	70310/2	60"	30"	29"	2,590
P-Lam	70310/5	60"	30"	29"	2,345
Fixed Height					

Rectangular Shape Table





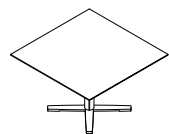
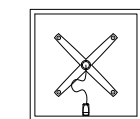

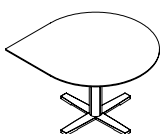
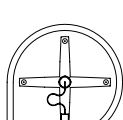
Wood	70303/2	60"	30"	26 <sup>1</sup> / <sub>2</sub> "-44"	3,645
P-Lam	70303/5	60"	30"	26 <sup>1</sup> / <sub>2</sub> "-44"	3,410
Pneumatic Height Adjustment					
Wood	70312/2	60"	30"	29"	2,435
P-Lam	70312/5	60"	30"	29"	2,200
Fixed Height					

Oval Shape Table



Wood	70304/2	60"	30"	26 <sup>1</sup> / <sub>2</sub> "-44"	3,810
P-Lam	70304/5	60"	30"	26 <sup>1</sup> / <sub>2</sub> "-44"	3,560
Pneumatic Height Adjustment					
Wood	70314/2	60"	30"	29"	2,590
P-Lam	70314/5	60"	30"	29"	2,345
Fixed Height					



	Top Finish	Model Number	W" x	D" x	H"	List Price	Product Description	
<u>Round Shape Table</u>  	Wood	70305/2	38" Dia.		26 <sup>1</sup> / <sub>2</sub> "-44"	3,785	Vox®Office™ project tables were designed as an option to the traditional style of fixed worktop. The single column leg maximizes knee space for the user. Mobile storage pedestals can be moved under the surface and close to the user.	
	P-Lam	70305/5	38" Dia.		26 <sup>1</sup> / <sub>2</sub> "-44"	3,590		
	Wood	70306/2	42" Dia.		26 <sup>1</sup> / <sub>2</sub> "-44"	3,910		
	P-Lam	70306/5	42" Dia.		26 <sup>1</sup> / <sub>2</sub> "-44"	3,660		
	Wood	71003/2	48" Dia		26 <sup>1</sup> / <sub>2</sub> "-44"	4,105		
	P-Lam	71003/5	48" Dia		26 <sup>1</sup> / <sub>2</sub> "-44"	3,840		
	Pneumatic Height Adjustment							Project tables are available in all standard wood veneers and finishes (page 4) as well as a variety of wood grain plastic laminates (page 5). Optional metal finishes for both the base and column leg are found on page 8.
	Wood	70317/2	38" Dia.		29"	2,495		
	P-Lam	70317/5	38" Dia.		29"	2,315		
	Wood	70318/2	42" Dia.		29"	2,620		
	P-Lam	70318/5	42" Dia.		29"	2,355		
	Wood	71009/2	48" Dia		29"	2,760		
	P-Lam	71009/5	48" Dia		29"	2,490	Two options are available for the column leg on Project tables:  1. Fixed with a finished height of 29". 2. Pneumatically adjusted with a small lever under the center of the worktop with a range in height from 26 <sup>1</sup> / <sub>4</sub> " to 44".	
	Fixed Height							
<u>Square Shape Table</u>  	Wood	71011/2	38"	38"	26 <sup>1</sup> / <sub>2</sub> "-44"	3,715	Adjustable-height Project tables offer space benefits as they can be positioned above or below adjacent work surfaces, are movable and offer the possibility for sit/stand working positions.	
	P-Lam	71011/5	38"	38"	26 <sup>1</sup> / <sub>2</sub> "-44"	3,520		
	Wood	71012/2	42"	42"	26 <sup>1</sup> / <sub>2</sub> "-44"	3,840		
	P-Lam	71012/5	42"	42"	26 <sup>1</sup> / <sub>2</sub> "-44"	3,585		
	Wood	71013/2	48"	48"	26 <sup>1</sup> / <sub>2</sub> "-44"	4,030		
	P-Lam	71013/5	48"	48"	26 <sup>1</sup> / <sub>2</sub> "-44"	3,765		
	Pneumatic Height Adjustment							Static load capacity for pneumatic height adjustment is 100lbs without compression.
	Wood	71017/2	38"	38"	29"	2,435		
	P-Lam	71017/5	38"	38"	29"	2,260		
	Wood	71018/2	42"	42"	29"	2,575		
	P-Lam	71018/5	42"	42"	29"	2,320		
	Wood	71019/2	48"	48"	29"	2,695		
	P-Lam	71019/5	48"	48"	29"	2,430		
	Fixed Height							
<u>Teardrop Shape Table</u>  	Wood	71021/2	38"	38"	26 <sup>1</sup> / <sub>2</sub> "-44"	3,860		
	P-Lam	71021/5	38"	38"	26 <sup>1</sup> / <sub>2</sub> "-44"	3,665		
	Wood	71022/2	42"	42"	26 <sup>1</sup> / <sub>2</sub> "-44"	3,990		
	P-Lam	71022/5	42"	42"	26 <sup>1</sup> / <sub>2</sub> "-44"	3,735		
	Wood	71023/2	48"	48"	26 <sup>1</sup> / <sub>2</sub> "-44"	4,185		
	P-Lam	71023/5	48"	48"	26 <sup>1</sup> / <sub>2</sub> "-44"	3,920		
	Pneumatic Height Adjustment							
	Wood	71027/2	38"	38"	29"	2,535		
	P-Lam	71027/5	38"	38"	29"	2,350		
	Wood	71028/2	42"	42"	29"	2,675		
	P-Lam	71028/5	42"	42"	29"	2,415		
	Wood	71029/2	48"	48"	29"	2,815		
	P-Lam	71029/5	48"	48"	29"	2,530		
	Fixed Height							

**PROJECT TABLES – SINGLE LEG HEIGHT ADJUSTABLE**

DESIGN – MARK MÜLLER



Ellipse shape Project Table – Model # 70302  
Shown in various states of height adjustment 26 1/2" - 44" high



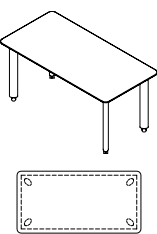
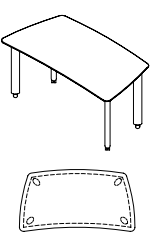
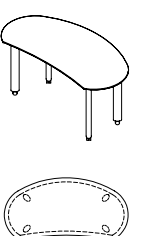
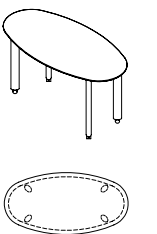
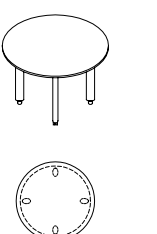
A simple ergonomic paddle allows the user to easily change the height of pneumatically adjustable Project tables.



Forma Shape Model # 70395 on left, Ellipse Shape Model # 70302 on right.

# PROJECT TABLES – FOUR LEGS ON CASTERS

DESIGN – MARK MÜLLER

	Top Finish	Model Number	W" x	D" x	H"	List Price	Product Description															
Rectangular Shape Table																						
	Wood	70361/2	60"	30"	29"	2,545	Vox Project tables on legs are available in all standard wood veneers and finishes (page 4) as well as a variety of wood grain plastic laminates (page 5). Optional metal finishes for legs are found on page 8.															
	P-Lam	70361/5	60"	30"	29"	1,995																
	Wood	70362/2	66"	30"	29"	2,655																
	P-Lam	70362/5	66"	30"	29"	2,080																
	Wood	70363/2	72"	30"	29"	2,760	Small diameter aluminum legs with locking casters offer a compact work table for private office environments or wherever a smaller sized, versatile table may be needed.															
	P-Lam	70363/5	72"	30"	29"	2,145																
	Wood	70364/2	78"	30"	29"	2,895																
	P-Lam	70364/5	78"	30"	29"	2,250																
							If modesty panels are required, add the following codes to the model number.															
Forma Shape Table																						
	Wood	70365/2	60"	30"	29"	2,770	<table><tr><th>Code</th><th>Description</th><th>Add to list price of table</th></tr><tr><td>A</td><td>6" high modesty panel to match top finish</td><td>\$540</td></tr><tr><td>AP</td><td>6" high modesty panel in painted finish (page 8)</td><td>\$485</td></tr><tr><td>B</td><td>12" high modesty panel to match top Finish</td><td>\$665</td></tr><tr><td>BP</td><td>12" high modesty panel in painted finish (page 8)</td><td>\$600</td></tr></table>	Code	Description	Add to list price of table	A	6" high modesty panel to match top finish	\$540	AP	6" high modesty panel in painted finish (page 8)	\$485	B	12" high modesty panel to match top Finish	\$665	BP	12" high modesty panel in painted finish (page 8)	\$600
	Code	Description	Add to list price of table																			
	A	6" high modesty panel to match top finish	\$540																			
	AP	6" high modesty panel in painted finish (page 8)	\$485																			
	B	12" high modesty panel to match top Finish	\$665																			
	BP	12" high modesty panel in painted finish (page 8)	\$600																			
	P-Lam	70365/5	60"	30"	29"	2,170																
	Wood	70366/2	66"	30"	29"	2,970																
P-Lam	70366/5	66"	30"	29"	2,330																	
Wood	70367/2	72"	30"	29"	3,160																	
P-Lam	70367/5	72"	30"	29"	2,495																	
Wood	70368/2	78"	30"	29"	3,360																	
P-Lam	70368/5	78"	30"	29"	2,640																	
Ellipse Shape Table																						
	Wood	70369/2	60"	30"	29"	2,770																
	P-Lam	70369/5	60"	30"	29"	2,170																
	Wood	70370/2	66"	30"	29"	2,970																
	P-Lam	70370/5	66"	30"	29"	2,330																
	Wood	70371/2	72"	30"	29"	3,160																
	P-Lam	70371/5	72"	30"	29"	2,495																
	Wood	70372/2	78"	30"	29"	3,360																
	P-Lam	70372/5	78"	30"	29"	2,640																
Oval Shape Table																						
	Wood	70373/2	60"	30"	29"	2,770																
	P-Lam	70373/5	60"	30"	29"	2,170																
	Wood	70374/2	66"	30"	29"	2,970																
	P-Lam	70374/5	66"	30"	29"	2,330																
	Wood	70375/2	72"	30"	29"	3,160																
	P-Lam	70375/5	72"	30"	29"	2,495																
	Wood	70376/2	78"	30"	29"	3,360																
	P-Lam	70376/5	78"	30"	29"	2,640																
Round Shape Table																						
	3 Legs	Wood	70377/2	38" Dia.	29"	2,300																
	3 Legs	P-Lam	70377/5	38" Dia.	29"	1,760																
		Wood	70378/2	42" Dia.	29"	2,370																
		P-Lam	70378/5	42" Dia.	29"	1,805																
		Wood	70379/2	48" Dia	29"	2,805																
		P-Lam	70379/5	48" Dia	29"	2,085																

**PROJECT TABLES – FOUR LEGS ON CASTERS**

DESIGN – MARK MÜLLER

---



Ellipse shape, Forma shape and Oval shape Project Tables shown clockwise from left to right



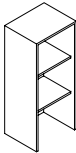
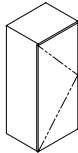
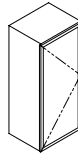
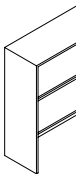
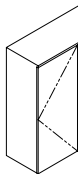
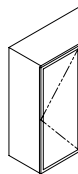
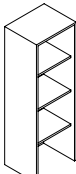
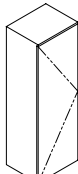
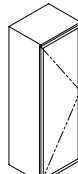
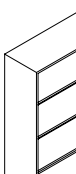
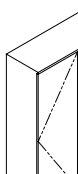
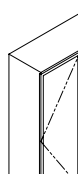
No Modesty Panel



6" high Modesty Panel



12" high Modesty Panel

			Model Number	W" x	D" x	H"	List Price	Product Description
								Vox worksurface storage units are intended for the tops of worksurfaces that are located against a wall. They can be used in combination with wall-hung overhead storage units or workwalls.
			<u>Open</u>					
			70701	18 <sup>5</sup> / <sub>8</sub> "	15"	44"	1,995	
Open	Wood Door	Glass Door	<u>Wood Door</u>					At 44" tall, Vox worksurface storage units will line up flush with the top of single-height overhead storage or single height workwall storage units
			70702    18 <sup>5</sup> / <sub>8</sub> "    15"    44"    2,285					
			<u>Glass Door</u>					
			70703	18 <sup>5</sup> / <sub>8</sub> "	15"	44"	2,430	
Offered in single and double widths and in three options:								
1. Open with painted cabinet and shelf								
2. Painted cabinet with wood veneer door								
3. Painted cabinet with aluminum trim door and frosted glass panel								
								All glass-door panels are tempered and frosted on the side facing the user when door is closed.
			<u>Open</u>					
			70704	37 <sup>1</sup> / <sub>4</sub> "	15"	44"	3,325	
Open	Wood Door	Glass Door	<u>Wood Door</u>					
			70705    37 <sup>1</sup> / <sub>4</sub> "    15"    44"    3,785					
			<u>Glass Door</u>					
			70706	37 <sup>1</sup> / <sub>4</sub> "	15"	44"	4,040	
								
			<u>Open</u>					
			70707	18 <sup>5</sup> / <sub>8</sub> "	15"	56 <sup>1</sup> / <sub>4</sub> "	2,220	
Open	Wood Door	Glass Door	<u>Wood Door</u>					
			70708    18 <sup>5</sup> / <sub>8</sub> "    15"    56 <sup>1</sup> / <sub>4</sub> "    2,530					
			<u>Glass Door</u>					
			70709	18 <sup>5</sup> / <sub>8</sub> "	15"	56 <sup>1</sup> / <sub>4</sub> "	2,695	
								
			<u>Open</u>					
			70710	37 <sup>1</sup> / <sub>4</sub> "	15"	56 <sup>1</sup> / <sub>4</sub> "	3,680	
Open	Wood Door	Glass Door	<u>Wood Door</u>					
			70711    37 <sup>1</sup> / <sub>4</sub> "    15"    56 <sup>1</sup> / <sub>4</sub> "    4,205					
			<u>Glass Door</u>					
			70712	37 <sup>1</sup> / <sub>4</sub> "	15"	56 <sup>1</sup> / <sub>4</sub> "	4,485	

OVERHEAD STORAGE UNITS

PRODUCT OVERVIEW DESIGN – MARK MÜLLER

General Overhead Options

Finishes

- Cabinets are standard with paint finish (metallic or non-metallic) which can be specified from page 8.
- Door faces are veneer and can be specified from standard Nienkämper veneers and finishes on page 4, as well as a variety of wood grain plastic laminates (page 5)
- Doors can also be specified with aluminum-anodized trim.
- Glass panels are tempered, with the frosted side facing the user when the door is closed.

Storage

- Overhead units are offered in two heights: single and double binder height.
- Standard binder storage capacity for overheads are listed in the table on the right.
- Double-height overheads include a shelf that is adjustable in three positions. Placing the shelf in the center position accommodates two rows of standard binder storage. Repositioning the shelf allows legal binders in either the top or bottom of the cabinet.
- All overhead units are shipped in sections, then fastened together as they are being installed.

Locks

- Overhead storage units are not standard with locks. If locks are required, they are installed in the bottom corner of the door opposite the hinge.
- Double overhead door openings are locked together with a single lock on the right hand door.
- Add \$95.00 list per lock (Glass doors do no lock).

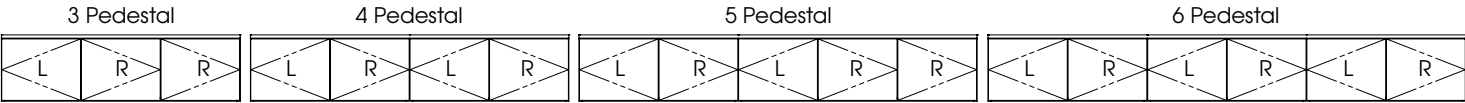
Overhead Size	Linear Feet of Storage	
	Single Height	Double Height
3 Pedestal	4½	9
4 Pedestal	6	12
5 Pedestal	7½	15
6 Pedestal	9	18



Standard Binder Storage in Double Height Overheads

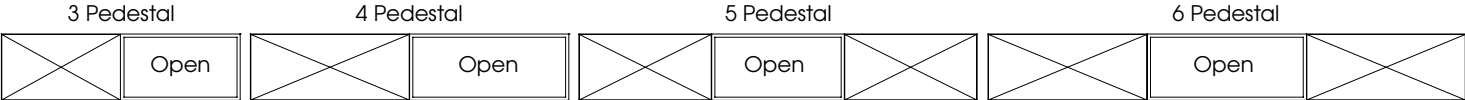
Hinged Doors

- Door openings are as shown in the illustrations below:



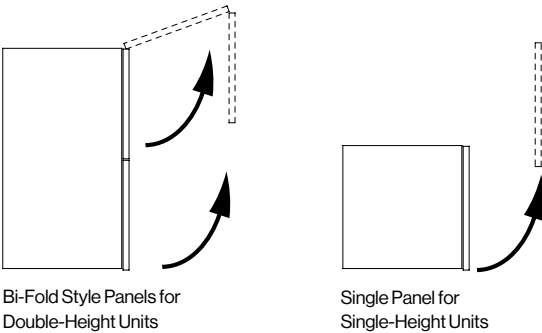
Sliding Doors

- Sliding door openings are shown in the illustrations below:



Flip-Up Doors

- Single-height overheads have one single panel that flips upward, hinged at the top of the cabinet.
- Double-height overheads have two panels that flip upward in a bi-fold style, hinged at the top of the cabinet.



Workwall Overheads with Gables

- Workwall overheads with gables do not require a wall for installation, as they rest on top of worksurface.
- Cable access slots are standard on worksurfaces when Workwalls are specified.
- Workwalls in 3-5 pedestal lengths are standard with 2 cable access slots,
- Workwalls in 6 pedestal lengths are standard with 3 cable access slots.


Wall-Mounted Overhead

- Wall-mounted overheads are provided with wood cleats for site installation.
- A continuous opening is created between the tackpanel and worksurface when Wall-Mounted overheads are specified.

Wire Access



Cable Access Slot for Workwall Overheads



Continuous gap and Pencil Stop on work-surface below Wall-Mounted Overheads

### Project Bin Storage

- Project bin storage is optional for all overheads units.
- The project bin is painted to match the overhead cabinet colour and is installed on-site.

### Tack Panels

- Tack panels are available in two options:
  - a) tack surface covered in fabric
  - b) tack surface covered in fabric, with aluminum accessory rail.
- The accessory rail is a 6" high continuous aluminum surface that is located over the back of the worksurface.
- When an Accessory Rail is specified, the fabric tack panel starts directly above it.
- When an accessory rail is not specified, the tack surface drops below the worksurface.
- COM fabric requirements are listed for each model.
- Check with Nienkämper Customer Service for fabric yields on quantity orders.



### Halogen Lighting

- The halogen lighting system is independent and completely concealed in a thin panel below the overhead storage or project bin. The lighting panel is painted to match the case color.
- Halogen lights are 10 watt.
- System includes transformer and integrated aluminum touch switch mounted in the work surface.
- Touch switch gives the user access to 4 light levels.
- Bulb life: 2,000 hours.



Touch-Switch Mounted in Worksurface



Halogen Light Fixture

### LED Lighting (optional)

- The LED lighting system is independent and completely concealed in a thin panel below the overhead storage or project bin. The lighting panel is painted to match the case color.
- Each LED light is 3 watt.
- System includes transformer and integrated light grey push-switch mounted in the worksurface.
- Bulb life: more than 40,000 to 50,000 hours.
- Light color: warm white
- Add \$40 list upcharge per light fixture if LED lighting instead of halogen lighting is selected



Optional LED Light Fixture

### Fluorescent Lighting

- The fluorescent lighting system is independent from the cabinet or project bin and is concealed behind an aluminum valance.
- Fluorescent lights are combinations of 22 or 24 watt T4 fixtures, depending on the model length.
- 110 volt system.
- Includes integrated push-switch (on/off) mounted in the worksurface, with 10 foot cord.
- Bulb life: 10,000 hours.
- Ballast life: 20,000 hours.

### Chicago Code Requirement

Option T5 fluorescent light fixture can be provided with fused plug. Silver metallic finish. Switched-on fixture. Upcharge applies.



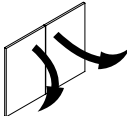
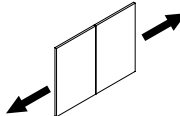
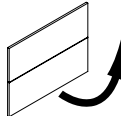
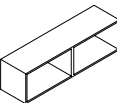
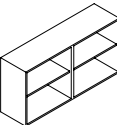
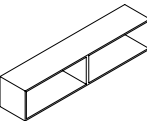
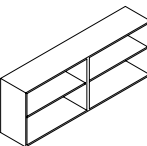
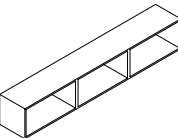
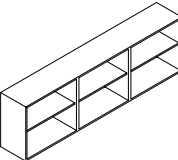
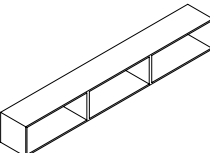
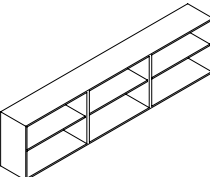
Push-Switch Mounted in Worksurface



Flourescent Light Fixture with Aluminum Light Valance

WALL-MOUNTED OVERHEAD STORAGE

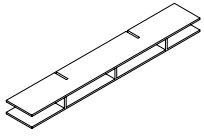
PRODUCT MATRIX DESIGN – MARK MÜLLER

Select Cabinet Door Option												
		Open (No Doors)		With Hinged Doors		With Sliding Doors		With Flip-up Doors				
												
Dimensions		Model Number	List Price	Door Style	Model Number	List Price	Door Style	Model Number	List Price	Door Style	Model Number	List Price
3 Pedestal Overhead												
	Single Height W 55 <sup>7</sup> / <sub>8</sub> " D 15" H 15 <sup>1</sup> / <sub>2</sub> "	71031	1,795	Wood	71031/HW	2,325	Wood	71031/SW	2,370	Wood	71031/FW	2,440
				Glass	71031/HG	2,590	Glass	71031/SG	2,645	Glass	71031/FG	2,695
	Double Height W 55 <sup>7</sup> / <sub>8</sub> " D 15" H 27 <sup>3</sup> / <sub>4</sub> "	71032	2,295	Wood	71032/HW	2,915	Wood	71032/SW	2,975	Wood	71032/FW	3,045
				Glass	71032/HG	3,225	Glass	71032/SG	3,275	Glass	71032/FG	3,410
		Cabinet in 1 Piece		Cabinet in 1 Piece		Cabinet in 1 Piece		Cabinet in 1 Piece				
4 Pedestal Overhead												
	Single Height W 74 <sup>1</sup> / <sub>2</sub> " D 15" H 15 <sup>1</sup> / <sub>2</sub> "	71033	2,395	Wood	71033/HW	3,100	Wood	71033/SW	3,170	Wood	71033/FW	3,240
				Glass	71033/HG	3,445	Glass	71033/SG	3,525	Glass	71033/FG	3,590
	Double Height W 74 <sup>1</sup> / <sub>2</sub> " D 15" H 27 <sup>3</sup> / <sub>4</sub> "	71034	3,055	Wood	71034/HW	3,870	Wood	71034/SW	3,960	Wood	71034/FW	4,035
				Glass	71034/HG	4,280	Glass	71034/SG	4,360	Glass	71034/FG	4,440
		Cabinet in 2 Pieces		Cabinet in 2 Pieces		Cabinet in 2 Pieces		Cabinet in 2 Pieces				
5 Pedestal Overhead												
	Single Height W 93 <sup>1</sup> / <sub>8</sub> " D 15" H 15 <sup>1</sup> / <sub>2</sub> "	71035	2,970	Wood	71035/HW	3,845	Wood	71035/SW	3,930	Wood	71035/FW	4,020
				Glass	71035/HG	4,285	Glass	71035/SG	4,370	Glass	71035/FG	4,460
	Double Height W 93 <sup>1</sup> / <sub>8</sub> " D 15" H 27 <sup>3</sup> / <sub>4</sub> "	71036	3,790	Wood	71036/HW	4,815	Wood	71036/SW	4,910	Wood	71036/FW	5,020
				Glass	71036/HG	5,320	Glass	71036/SG	5,430	Glass	71036/FG	5,530
		Cabinet in 3 Pieces		Cabinet in 3 Pieces		Cabinet in 3 Pieces		Cabinet in 3 Pieces				
6 Pedestal Overhead												
	Single Height W 111 <sup>3</sup> / <sub>4</sub> " D 15" H 15 <sup>1</sup> / <sub>2</sub> "	71037	3,570	Wood	71037/HW	4,625	Wood	71037/SW	4,725	Wood	71037/FW	4,775
				Glass	71037/HG	5,150	Glass	71037/SG	5,255	Glass	71037/FG	5,365
	Double Height W 111 <sup>3</sup> / <sub>4</sub> " D 15" H 27 <sup>3</sup> / <sub>4</sub> "	71038	4,550	Wood	71038/HW	5,775	Wood	71038/SW	5,905	Wood	71038/FW	4,695
				Glass	71038/HG	6,410	Glass	71038/SG	6,505	Glass	71038/FG	6,645
		Cabinet in 3 Pieces		Cabinet in 3 Pieces		Cabinet in 3 Pieces		Cabinet in 3 Pieces				

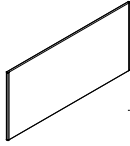
# OPTIONS FOR WALL-MOUNTED OVERHEAD STORAGE

PRODUCT MATRIX DESIGN – MARK MÜLLER

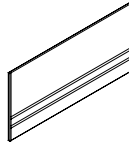
Project Bin



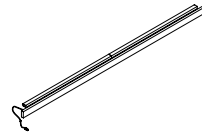
Tack Panel  
(Standard Fabric)



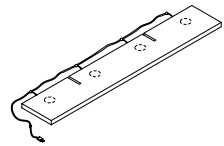
Tack Panel with Accessory Rail  
(Standard Fabric)



Fluorescent Lighting



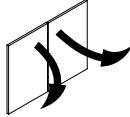
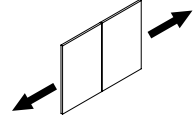
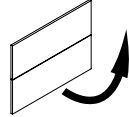
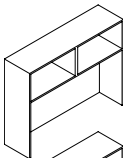
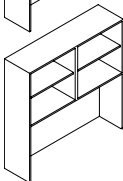
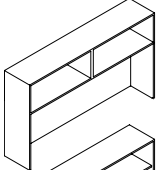
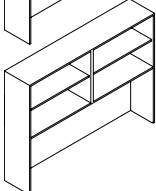
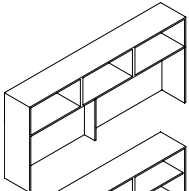
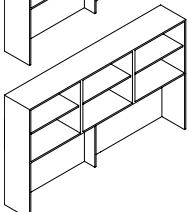
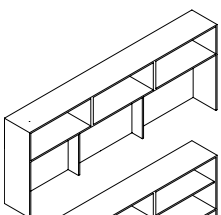
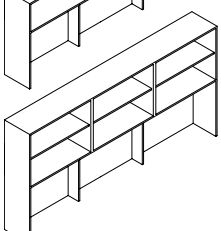
Halogen Lighting



Model Number	List Price	Model Number	List Price	Model Number	List Price	Model Number	List Price	Model Number	List Price
71049	425	71053	670	71057	970	70487	445	70483	1,080
71049	425	71053	670	71057	970	70487	445	70483	1,080
		2 yards of fabric required		2 yards of fabric required		1 – 34" Fixture @24 watts		3 – Fixtures @ 10 watts ea	
71050	550	71054	880	71058	1,280	70488	720	70484	1,150
71050	550	71054	880	71058	1,280	70488	720	70484	1,150
		2 1/2 yards of fabric required		2 1/2 yards of fabric required		2 – 34" Fixtures @24 watts ea		4 – Fixtures @ 10 watts ea	
71051	685	71055	1,115	71059	1,595	70489	940	70485	1,150
71051	685	71055	1,115	71059	1,595	70489	940	70485	1,150
		3 yards of fabric required		3 yards of fabric required		3 – 22" Fixtures @ 22 watts ea		4 – Fixtures @ 10 watts ea	
71052	820	71056	1,315	71060	1,910	70490	1,020	70486	1,200
71052	820	71056	1,315	71060	1,910	70490	1,020	70486	1,200
		3 1/2 yards of fabric required		3 1/2 yards of fabric required		3 – 34" Fixtures @ 24 watts ea		5 – Fixtures @ 10 watts ea	

# WORKWALLS WITH GABLES

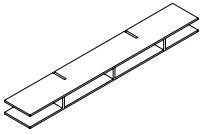
## PRODUCT MATRIX DESIGN – MARK MÜLLER

Select Cabinet Door Option													
		Open (No Doors)		With Hinged Doors		With Sliding Doors		With Flip-up Doors					
													
Dimensions		Model Number	List Price	Door Style	Model Number	List Price	Door Style	Model Number	List Price	Door Style	Model Number	List Price	
<u>3 Pedestal Workwall</u>		 Single Height W 55 <sup>7</sup> / <sub>8</sub> " D 15" H 44"	71041	2,260	Wood	71041/HW	2,785	Wood	71041/SW	2,845	Wood	71041/FW	2,905
				Glass	71041/HG	3,055	Glass	71041/SG	3,115	Glass	71041/FG	3,160	
		Double Height W 55 <sup>7</sup> / <sub>8</sub> " D 15" H 56 <sup>1</sup> / <sub>4</sub> "	71042	2,765	Wood	71042/HW	3,380	Wood	71042/SW	3,440	Wood	71042/FW	3,510
				Glass	71042/HG	3,680	Glass	71042/SG	3,745	Glass	71042/FG	3,870	
			Cabinet in 1 Piece		Cabinet in 1 Piece		Cabinet in 1 Piece		Cabinet in 1 Piece				
<u>4 Pedestal Workwall</u>		 Single Height W 74 <sup>1</sup> / <sub>2</sub> " D 15" H 44"	71043	3,025	Wood	71043/HW	3,730	Wood	71043/SW	3,805	Wood	71043/FW	3,865
				Glass	71043/HG	4,065	Glass	71043/SG	4,155	Glass	71043/FG	4,220	
		Double Height W 74 <sup>1</sup> / <sub>2</sub> " D 15" H 56 <sup>1</sup> / <sub>4</sub> "	71044	3,670	Wood	71044/HW	4,490	Wood	71044/SW	4,570	Wood	71044/FW	4,650
				Glass	71044/HG	4,895	Glass	71044/SG	4,975	Glass	71044/FG	5,055	
			Cabinet in 2 Pieces		Cabinet in 2 Pieces		Cabinet in 2 Pieces		Cabinet in 2 Pieces				
<u>5 Pedestal Workwall</u>		 Single Height W 93 <sup>1</sup> / <sub>8</sub> " D 15" H 44"	71045	3,750	Wood	71045/HW	4,630	Wood	71045/SW	4,715	Wood	71045/FW	4,805
				Glass	71045/HG	5,065	Glass	71045/SG	5,160	Glass	71045/FG	5,240	
		Double Height W 93 <sup>1</sup> / <sub>8</sub> " D 16" H 56 <sup>1</sup> / <sub>4</sub> "	71046	4,575	Wood	71046/HW	5,600	Wood	71046/SW	5,710	Wood	71046/FW	5,800
				Glass	71046/HG	6,110	Glass	71046/SG	6,230	Glass	71046/FG	6,315	
			Cabinet in 3 Pieces		Cabinet in 3 Pieces		Cabinet in 3 Pieces		Cabinet in 3 Pieces				
<u>6 Pedestal Workwall</u>		 Single Height W 111 <sup>3</sup> / <sub>4</sub> " D 15" H 44"	71047	4,495	Wood	71047/HW	5,545	Wood	71047/SW	5,665	Wood	71047/FW	5,705
				Glass	71047/HG	6,080	Glass	71047/SG	6,170	Glass	71047/FG	6,285	
		Double Height W 111 <sup>3</sup> / <sub>4</sub> " D 15" H 56 <sup>1</sup> / <sub>4</sub> "	71048	5,515	Wood	71048/HW	6,735	Wood	71048/SW	6,855	Wood	71048/FW	5,665
				Glass	71048/HG	7,345	Glass	71048/SG	7,470	Glass	71048/FG	7,595	
			Cabinet in 3 Pieces		Cabinet in 3 Pieces		Cabinet in 3 Pieces		Cabinet in 3 Pieces				

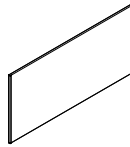
# OPTIONS FOR WORKWALLS WITH GABLES

PRODUCT MATRIX DESIGN – MARK MÜLLER

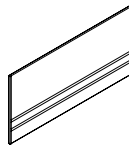
Project Bin



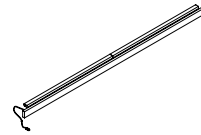
Tack Panel  
(Standard Fabric)



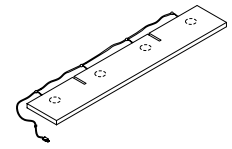
Tack Panel with Accessory Rail  
(Standard Fabric)



Fluorescent Lighting



Halogen Lighting



Model Number	List Price	Model Number	List Price	Model Number	List Price	Model Number	List Price	Model Number	List Price
71071	425	71061	670	71065	970	71075	445	71081	1,080

71071	425	71061	670	71065	970	71075	445	71081	1,080
-------	-----	-------	-----	-------	-----	-------	-----	-------	-------

2 yards of fabric required

2 yards of fabric required

1 – 34" Fixture @24 watts

3 – Fixtures @ 10 watts ea

71072	550	71062	880	71066	1,280	71076	720	71082	1,150
-------	-----	-------	-----	-------	-------	-------	-----	-------	-------

71072	550	71062	880	71066	1,280	71076	720	71082	1,150
-------	-----	-------	-----	-------	-------	-------	-----	-------	-------

2 1/2 yards of fabric required

2 1/2 yards of fabric required

2 – 34" Fixtures @24 watts ea

4 – Fixtures @ 10 watts ea

71073	685	71063	1,115	71067	1,595	71077	940	71083	1,150
-------	-----	-------	-------	-------	-------	-------	-----	-------	-------

71073	685	71063	1,115	71067	1,595	71077	940	71083	1,150
-------	-----	-------	-------	-------	-------	-------	-----	-------	-------

3 yards of fabric required

3 yards of fabric required

3 – 22" Fixtures @ 22 watts ea

4 – Fixtures @ 10 watts ea

71074	820	71064	1,315	71068	1,910	71078	1,020	71084	1,200
-------	-----	-------	-------	-------	-------	-------	-------	-------	-------

71074	820	71064	1,315	71068	1,910	71078	1,020	71084	1,200
-------	-----	-------	-------	-------	-------	-------	-------	-------	-------

3 1/2 yards of fabric required

3 1/2 yards of fabric required

3 – 34" Fixtures @ 24 watts ea

5 – Fixtures @ 10 watts ea

# STORAGE CLOSETS

WITH DOORS AND DRAWERS – 73" HIGH DESIGN – MARK MÜLLER

	Model Number	W" x	D" x	H"	List Price	Product Description
30" wide storage closet	70501	30"	26 <sup>3</sup> / <sub>8</sub> "	73"	6,030	Standard height (73") storage closets are available in 2 depths as well as 2 widths.
	70502	30"	29 <sup>5</sup> / <sub>8</sub> "	73"	6,130	
	70503	30"	26 <sup>3</sup> / <sub>8</sub> "	73"	6,765	Configurations include up to 2 file drawers. Filing options for drawer widths can be found on page 26.
	70504	30"	29 <sup>5</sup> / <sub>8</sub> "	73"	6,890	
	70505	30"	26 <sup>3</sup> / <sub>8</sub> "	73"	7,505	Upper storage area includes universally adjustable shelves and a binder stop. If desired the shelves can be rotated while in the cabinet for full depth storage.
	70506	30"	29 <sup>5</sup> / <sub>8</sub> "	73"	7,665	
	70507	30"	26 <sup>3</sup> / <sub>8</sub> "	73"	6,600	
	70508	30"	29 <sup>5</sup> / <sub>8</sub> "	73"	6,695	

Cabinet surfaces are standard in painted finishes found on page 8.

Storage cabinets can be height-adjusted from the interior of the cabinet.

## LOCKS

Storage closets with drawers are standard with face locks that are located on the top right hand corner of the top drawer front.

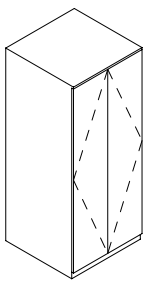
Full doors or upper doors above file drawers are NOT standard with locks. If locks are required on doors they are installed above the door pull opposite to the hinge.

Double-door openings are locked together with a single lock on the right hand door.

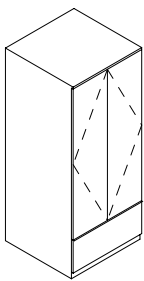
Add \$95.00 list per lock.

## DRAWER PULLS

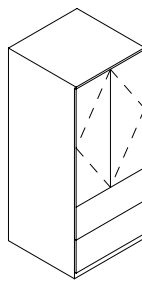
Select drawer pull and code from page 9.



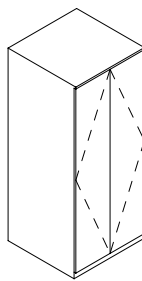
Model # 70501  
4 Adjustable  
Shelves



Model # 70503  
3 Adjustable  
Shelves



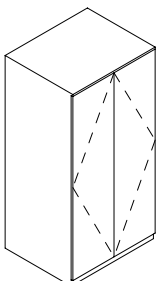
Model # 70505  
2 Adjustable  
Shelves



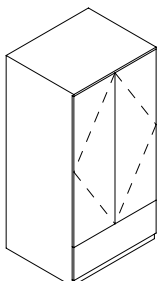
Model # 70507  
4 Adjustable Shelves  
with Centre Gable  
and Wardrobe

## 36" wide storage closet

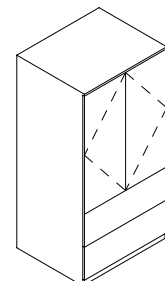
70521	36"	26 <sup>3</sup> / <sub>8</sub> "	73"	6,485
70522	36"	29 <sup>5</sup> / <sub>8</sub> "	73"	6,625
70523	36"	26 <sup>3</sup> / <sub>8</sub> "	73"	7,310
70524	36"	29 <sup>5</sup> / <sub>8</sub> "	73"	7,430
70525	36"	26 <sup>3</sup> / <sub>8</sub> "	73"	8,115
70526	36"	29 <sup>5</sup> / <sub>8</sub> "	73"	8,260
70527	36"	26 <sup>3</sup> / <sub>8</sub> "	73"	7,100
70528	36"	29 <sup>5</sup> / <sub>8</sub> "	73"	7,240



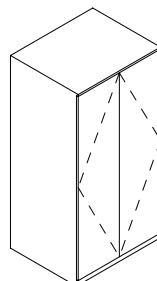
Model # 70521  
4 Adjustable  
Shelves



Model # 70523  
3 Adjustable  
Shelves



Model # 70525  
2 Adjustable  
Shelves



Model # 70527  
4 Adjustable Shelves  
with Centre Gable  
and Wardrobe

# STORAGE CLOSETS

WITH DOORS AND DRAWERS – 85<sup>1</sup>/<sub>4</sub>" HIGH DESIGN – MARK MÜLLER

	Model Number	W" x	D" x	H"	List Price	Product Description
30" wide storage closet	70531	30"	26 <sup>3</sup> / <sub>8</sub> "	85 <sup>1</sup> / <sub>4</sub> "	6,625	Tall (85 <sup>1</sup> / <sub>4</sub> " ) storage closets are available in 2 depths as well as 2 widths.
	70532	30"	29 <sup>5</sup> / <sub>8</sub> "	85 <sup>1</sup> / <sub>4</sub> "	6,735	
	70533	30"	26 <sup>3</sup> / <sub>8</sub> "	85 <sup>1</sup> / <sub>4</sub> "	7,440	Configurations include up to 2 file drawers. Filing options for drawer widths can be found on page 26.
	70534	30"	29 <sup>5</sup> / <sub>8</sub> "	85 <sup>1</sup> / <sub>4</sub> "	7,585	
	70535	30"	26 <sup>3</sup> / <sub>8</sub> "	85 <sup>1</sup> / <sub>4</sub> "	8,260	Upper storage area includes universally adjustable shelves and a binder stop. If desired, the shelves can be rotated while in the cabinet for full depth storage.
	70536	30"	29 <sup>5</sup> / <sub>8</sub> "	85 <sup>1</sup> / <sub>4</sub> "	8,435	
	70537	30"	26 <sup>3</sup> / <sub>8</sub> "	85 <sup>1</sup> / <sub>4</sub> "	7,180	
	70538	30"	29 <sup>5</sup> / <sub>8</sub> "	85 <sup>1</sup> / <sub>4</sub> "	7,315	

Cabinet surfaces are standard in painted finishes found on page 8.

Storage cabinets can be height-adjusted from the interior of the cabinet.

## LOCKS

Storage closets with drawers are standard with face locks that are located on the top right hand corner of the top drawer front.

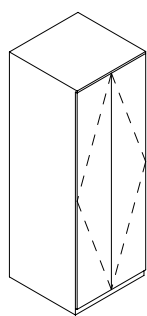
Full doors or upper doors above file drawers are NOT standard with locks. If locks are required on doors they are installed above the door pull opposite to the hinge.

Double-door openings are locked together with a single lock on the right hand door.

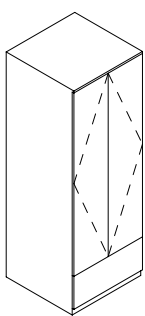
Add \$95.00 list per lock.

## DRAWER PULLS

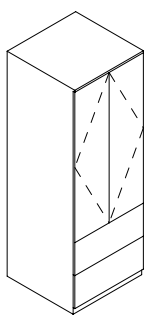
Select drawer pull and code from page 9.



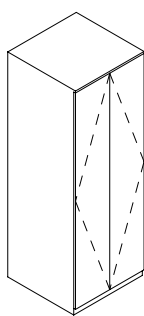
Model # 70531  
5 Adjustable Shelves



Model # 70533  
4 Adjustable Shelves



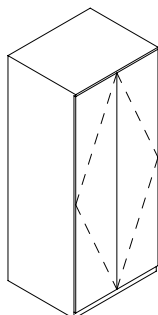
Model # 70535  
3 Adjustable Shelves



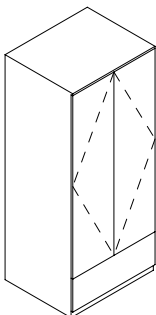
Model # 70537  
5 Adjustable Shelves  
with Centre Gable  
and Wardrobe

## 36" wide storage closet

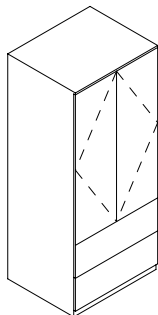
70541	36"	26 <sup>3</sup> / <sub>8</sub> "	85 <sup>1</sup> / <sub>4</sub> "	7,150
70542	36"	29 <sup>5</sup> / <sub>8</sub> "	85 <sup>1</sup> / <sub>4</sub> "	7,280
70543	36"	26 <sup>3</sup> / <sub>8</sub> "	85 <sup>1</sup> / <sub>4</sub> "	8,040
70544	36"	29 <sup>5</sup> / <sub>8</sub> "	85 <sup>1</sup> / <sub>4</sub> "	8,190
70545	36"	26 <sup>3</sup> / <sub>8</sub> "	85 <sup>1</sup> / <sub>4</sub> "	8,925
70546	36"	29 <sup>5</sup> / <sub>8</sub> "	85 <sup>1</sup> / <sub>4</sub> "	9,105
70547	36"	26 <sup>3</sup> / <sub>8</sub> "	85 <sup>1</sup> / <sub>4</sub> "	7,760
70548	36"	29 <sup>5</sup> / <sub>8</sub> "	85 <sup>1</sup> / <sub>4</sub> "	7,905



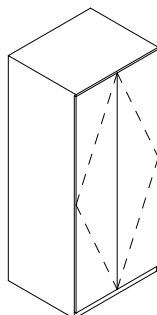
Model # 70541  
5 Adjustable Shelves



Model # 70543  
4 Adjustable Shelves



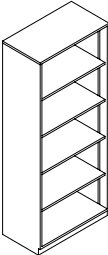
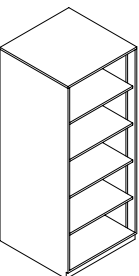
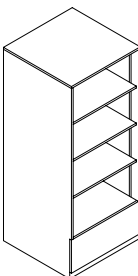
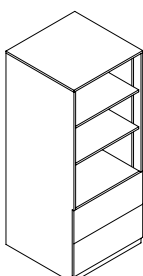
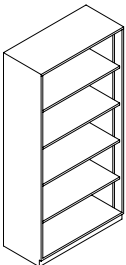
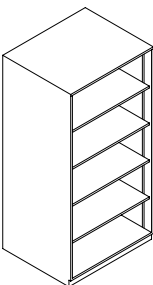
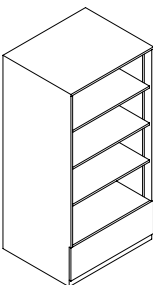
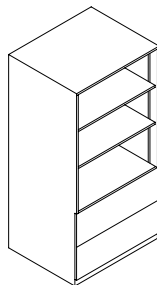
Model # 70545  
3 Adjustable Shelves



Model # 70547  
5 Adjustable Shelves  
with Centre Gable  
and Wardrobe

STORAGE CLOSETS

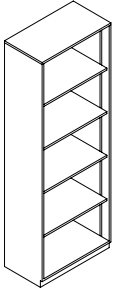
OPEN WITH DRAWERS – 73” HIGH DESIGN – MARK MÜLLER

	Model Number	W" x	D" x	H"	List Price	Product Description
<div>30" wide storage closet</div> <div></div>	70509	30"	16"	73"	4,615	<p>Standard height (73") storage closets are available in 2 depths as well as 2 widths.</p> <p>Configurations include up to 2 file drawers. Filing options for drawer widths can be found on page 26.</p> <p>Upper storage area includes universally adjustable shelves and a binder stop. If desired the shelves can be rotated while in the cabinet for full depth storage.</p> <p>Cabinet surfaces are standard in painted finishes found on page 8.</p> <p>Storage cabinets can be height-adjusted from the interior of the cabinet.</p> <p>LOCKS</p> <p>Storage closets with drawers are standard with face locks that are located on the top right hand corner of the top drawer front.</p> <p>Full doors or upper doors above file drawers are NOT standard with locks. If locks are required on doors they are installed above the door pull opposite to the hinge.</p> <p>Double door openings are locked together with a single lock on the right hand door.</p> <p>Add \$95.00 list per lock.</p> <p>DRAWER PULLS</p> <p>Select drawer pull and code from page 9.</p>
	70511	30"	29 <sup>5</sup> / <sub>8</sub> "	73"	5,215	
	70512	30"	26 <sup>3</sup> / <sub>8</sub> "	73"	5,345	
	70513	30"	29 <sup>5</sup> / <sub>8</sub> "	73"	6,155	
	70514	30"	26 <sup>3</sup> / <sub>8</sub> "	73"	6,295	
	70515	30"	29 <sup>5</sup> / <sub>8</sub> "	73"	7,105	
	70516	30"	26 <sup>3</sup> / <sub>8</sub> "	73"	7,265	
Model # 70509						
<div></div>	<div></div>	<div></div>				
Model # 70511	Model # 70513 1 File Drawer	Model # 70515 2 File Drawers				
<div>36" wide storage closet</div> <div></div>	70510	36"	16"	73"	5,015	
	70561	36"	29 <sup>5</sup> / <sub>8</sub> "	73"	5,685	
	70562	36"	26 <sup>3</sup> / <sub>8</sub> "	73"	5,800	
	70563	36"	29 <sup>5</sup> / <sub>8</sub> "	73"	6,685	
	70564	36"	26 <sup>3</sup> / <sub>8</sub> "	73"	6,820	
	70565	36"	29 <sup>5</sup> / <sub>8</sub> "	73"	7,670	
	70566	36"	26 <sup>3</sup> / <sub>8</sub> "	73"	7,820	
Model # 70510						
<div></div>	<div></div>	<div></div>				
Model # 70561	Model # 70563 1 File Drawer	Model # 70565 2 File Drawers				

# STORAGE CLOSETS

## OPEN WITH DRAWERS – 85<sup>1</sup>/<sub>4</sub>" HIGH DESIGN – MARK MÜLLER

### 30" wide storage closet



Model # 70529

Model Number	W" x	D" x	H"	List Price
70529	30"	16"	85 <sup>1</sup> / <sub>4</sub> "	5,120
70621	30"	29 <sup>5</sup> / <sub>8</sub> "	85 <sup>1</sup> / <sub>4</sub> "	5,800
70622	30"	26 <sup>3</sup> / <sub>8</sub> "	85 <sup>1</sup> / <sub>4</sub> "	5,930
70623	30"	29 <sup>5</sup> / <sub>8</sub> "	85 <sup>1</sup> / <sub>4</sub> "	6,825
70624	30"	26 <sup>3</sup> / <sub>8</sub> "	85 <sup>1</sup> / <sub>4</sub> "	6,970
70625	30"	29 <sup>5</sup> / <sub>8</sub> "	85 <sup>1</sup> / <sub>4</sub> "	7,820
70626	30"	26 <sup>3</sup> / <sub>8</sub> "	85 <sup>1</sup> / <sub>4</sub> "	7,985

### Product Description

Tall (85<sup>1</sup>/<sub>4</sub>") storage closets are available in 2 depths as well as 2 widths.

Configurations include up to 2 file drawers. Filing options for drawer widths can be found on page 26.

Upper storage area includes universally adjustable shelves and a binder stop. If desired, the shelves can be rotated while in the cabinet for full depth storage.

Cabinet surfaces are standard in paint finishes found on page 8.

Storage cabinets can be height-adjusted from the interior of the cabinet.

### LOCKS

Storage closets with drawers are standard with face locks that are located on the top right hand corner of the top drawer front.

Full doors or upper doors above file drawers are NOT standard with locks. If locks are required on doors they are installed above the door pull opposite to the hinge.

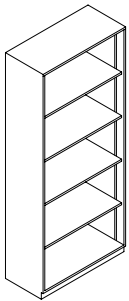
Double door openings are locked together with a single lock on the right hand door.

Add \$95.00 list per lock.

### DRAWER PULLS

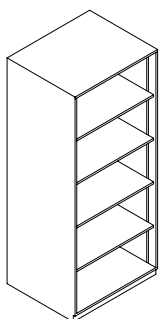
Select drawer pull and code from page 9.

### 36" wide storage closet

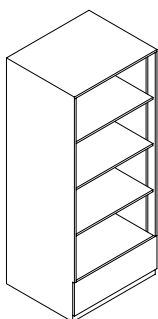


Model # 70530

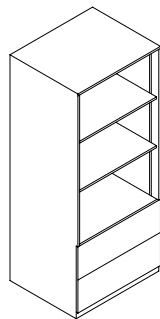
70730	36"	16"	85 <sup>1</sup> / <sub>4</sub> "	5,525
70651	36"	29 <sup>5</sup> / <sub>8</sub> "	85 <sup>1</sup> / <sub>4</sub> "	6,260
70652	36"	26 <sup>3</sup> / <sub>8</sub> "	85 <sup>1</sup> / <sub>4</sub> "	8,055
70653	36"	29 <sup>5</sup> / <sub>8</sub> "	85 <sup>1</sup> / <sub>4</sub> "	7,345
70654	36"	26 <sup>3</sup> / <sub>8</sub> "	85 <sup>1</sup> / <sub>4</sub> "	7,505
70655	36"	29 <sup>5</sup> / <sub>8</sub> "	85 <sup>1</sup> / <sub>4</sub> "	8,445
70656	36"	26 <sup>3</sup> / <sub>8</sub> "	85 <sup>1</sup> / <sub>4</sub> "	8,615



Model # 70651



Model # 70653  
1 File Drawer



Model # 70655  
2 File Drawers



Height Adjustable Plaster Strip

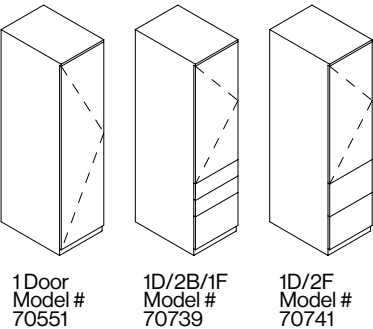
PERSONAL CLOSETS

DESIGN – MARK MÜLLER

Model Number	W" x	D" x	H"	List Price	Product Description
--------------	------	------	----	------------	---------------------

18<sup>5</sup>/<sub>8</sub>" Wide Personal Closet

Personal closets are available in 2 heights as well as 2 depths



1 Door					
70551	18 <sup>5</sup> / <sub>8</sub> "	26 <sup>3</sup> / <sub>8</sub> "	73"	3,630	
70552	18 <sup>5</sup> / <sub>8</sub> "	29 <sup>5</sup> / <sub>8</sub> "	73"	3,690	
1 Door/ 2 Box/ 1 File					
70739	18 <sup>5</sup> / <sub>8</sub> "	26 <sup>3</sup> / <sub>8</sub> "	73"	4,860	
70740	18 <sup>5</sup> / <sub>8</sub> "	29 <sup>5</sup> / <sub>8</sub> "	73"	4,920	
1 Door/ 2 File					
70741	18 <sup>5</sup> / <sub>8</sub> "	26 <sup>3</sup> / <sub>8</sub> "	73"	4,665	
70742	18 <sup>5</sup> / <sub>8</sub> "	29 <sup>5</sup> / <sub>8</sub> "	73"	4,735	

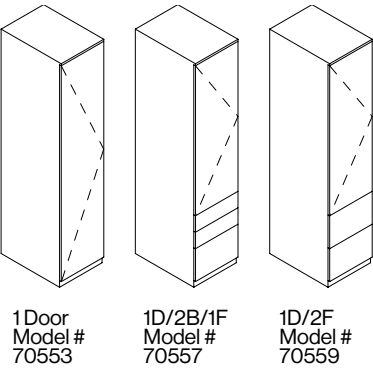
Personal closets are standard with universal adjustments for positioning a variety of interior options found on page 59. Interiors can be configured and changed as required. Options include shelves, coat storage, personal drawers and security safe.

Cabinet surfaces are standard in painted finishes found on page 8.

Storage cabinets can be height adjusted from the interior of the cabinet.

**Locks**  
Door locks can be specified and are located above the door handle opposite the hinge location.  
Add \$95 list per lock

**DRAWER PULLS**  
Select drawer pull and code from page 9.



1 Door					
70553	18 <sup>5</sup> / <sub>8</sub> "	26 <sup>3</sup> / <sub>8</sub> "	85 <sup>1</sup> / <sub>4</sub> "	3,975	
70554	18 <sup>5</sup> / <sub>8</sub> "	29 <sup>5</sup> / <sub>8</sub> "	85 <sup>1</sup> / <sub>4</sub> "	4,050	
1 Door/ 2 Box/ 1 File					
70557	18 <sup>5</sup> / <sub>8</sub> "	26 <sup>3</sup> / <sub>8</sub> "	85 <sup>1</sup> / <sub>4</sub> "	5,210	
70558	18 <sup>5</sup> / <sub>8</sub> "	29 <sup>5</sup> / <sub>8</sub> "	85 <sup>1</sup> / <sub>4</sub> "	5,290	
1 Door/ 2 Box/ 1 File					
70559	18 <sup>5</sup> / <sub>8</sub> "	26 <sup>3</sup> / <sub>8</sub> "	85 <sup>1</sup> / <sub>4</sub> "	5,025	
70560	18 <sup>5</sup> / <sub>8</sub> "	29 <sup>5</sup> / <sub>8</sub> "	85 <sup>1</sup> / <sub>4</sub> "	5,100	

10" Wide Wardrobe

70555	10"	24"	73"	2,905
-------	-----	-----	-----	-------

Wardrobe closets are narrow cabinets that offer a modest coat/jacket storage area.

Interior width is 8<sup>1</sup>/<sub>2</sub>", depth is 22<sup>3</sup>/<sub>4</sub>".

A single coat bar and shelf are centered near the top of the closet interior.

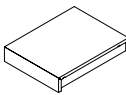
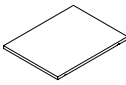
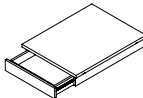
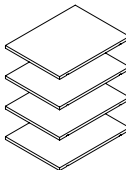
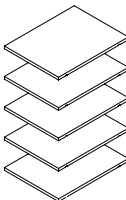


Wardrobes can be installed flush to the front of additional closet storage or set back to create a painted reveal between them.



70556	10"	24"	85 <sup>1</sup> / <sub>4</sub> "	3,170
-------	-----	-----	----------------------------------	-------

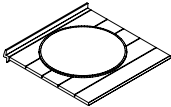
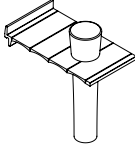
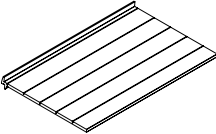
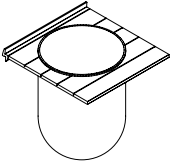
# INTERIOR OPTIONS FOR PERSONAL CLOSETS

DESIGN – MARK MÜLLER

	Model Number	W" x	D" x	H"	List Price	Product Description
<u>Hat shelf with coat storage</u> 	70571 For Shallow closet	17"	23 <sup>7</sup> / <sub>8</sub> "	3 <sup>3</sup> / <sub>4</sub> "	305	Personal closets on page 58 are standard with universal adjustments for positioning a variety of interior options.  Use this page to create personal closet interiors.  Interiors can be configured as required and changed.  Options include shelves, coat storage and personal drawers, all of which are painted to match the cabinetry.  Each accessory insert comes with 4 adjustable shelf clips for installation.  Closet interiors are painted to match the exterior of the closet selected.
	70572 For Deep Closet	17"	27 <sup>1</sup> / <sub>8</sub> "	3 <sup>3</sup> / <sub>4</sub> "	310	
<u>Single shelf</u> 	70573 For Shallow Closet	17"	23 <sup>7</sup> / <sub>8</sub> "	3/4"	145	
	70574 For Deep Closet	17"	27 <sup>1</sup> / <sub>8</sub> "	3/4"	150	
<u>Single shelf with drawer</u> 	70575 For Shallow Closet	17"	23 <sup>7</sup> / <sub>8</sub> "	3 <sup>3</sup> / <sub>4</sub> "	1,055	
	70576 For Deep Closet	17"	27 <sup>1</sup> / <sub>8</sub> "	3 <sup>3</sup> / <sub>4</sub> "	1,080	
<u>Four shelf set</u> 	70577 For Shallow Closet	17"	23 <sup>7</sup> / <sub>8</sub> "	3/4"	525	For 73" High Personal Closet
	70578 For Deep Closet	17"	27 <sup>1</sup> / <sub>8</sub> "	3/4"	530	
<u>Five shelf set</u> 	70579 For Shallow Closet	17"	23 <sup>7</sup> / <sub>8</sub> "	3/4"	650	For 85 <sup>1</sup> / <sub>4</sub> " High Personal Closet
	70580 For Deep Closet	17"	27 <sup>1</sup> / <sub>8</sub> "	3/4"	660	
<u>Security Safe</u> 	Outside Dimensions					Security safe with shelf. <ul style="list-style-type: none"><li>Simple 4-digit PIN code operation</li><li>Anti-tamper, auto re-lock function</li><li>Audible confirmation tone for code entry</li></ul>
	70581 Includes Shelf	17"	16 <sup>1</sup> / <sub>4</sub> "	7 <sup>7</sup> / <sub>8</sub> "	2,865	
	Inside Dimensions					
		16 <sup>7</sup> / <sub>8</sub> "	12"	7 <sup>3</sup> / <sub>4</sub> "		
<u>Mirror</u> 	70582	8" Dia			145	A small closet mirror is available for mounting on the inside of closet doors. It ships with adhesive velcro applied to the back that allows the user to install at the height and position required. Polished edges.

# ACCESSORIES FOR ACCESSORY RAIL

DESIGN – MARK MÜLLER

	Finish	Model Number	W" x	D" x	H"	List Price	Product Description
<u>Paper clip holder</u> 	Silver Champagne Light Bronze	70491	5"	5"	1 1/2"	85	<p>This range of accessories can personalize the workspace by sliding into the 6" aluminum accessory rail and placing where required.</p> <p>(See overhead storage units on pages 48-53, tack panels with accessory rail).</p> <p>Silver anodized finish is standard for accessories; champagne or light bronze finishes are also available.</p>
<u>Vase</u> 	Silver Champagne Light Bronze	70492	2 1/2"	5"	5"	130	
<u>Photo holder</u> 	Silver Champagne Light Bronze	70493	8"	5"	1 1/8"	85	
<u>Pencil Cup</u> 	Silver Champagne Light Bronze	70498	5"	5"	3 3/4"	165	



Paper Clip Holder Accessory Model # 70491



Vase Accessory Model # 70492



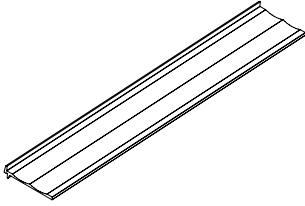
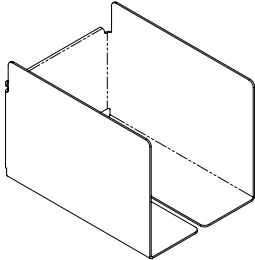
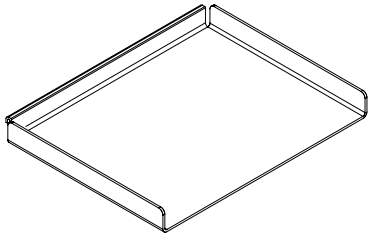
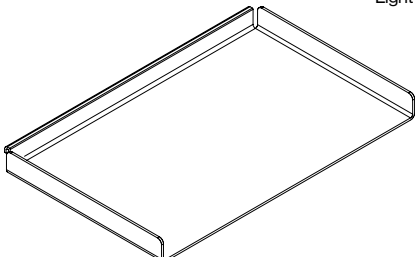
Photo Holder Accessory Model # 70493




Pencil Cup Accessory Model # 70498

# ACCESSORIES FOR ACCESSORY RAIL

DESIGN – MARK MÜLLER


	Finish	Model Number	W" x	D" x	H"	List Price	Product Description
<p><u>Pencil Ledge</u></p> 	<p>Silver</p> <p>Champagne</p> <p>Light Bronze</p>	70499	15 <sup>1</sup> / <sub>2</sub> "	2 <sup>7</sup> / <sub>8</sub> "	1/8"	90	<p>This range of accessories can personalize the workspace by sliding into the accessory rail and placing where required.</p> <p>Silver anodized finish is standard for accessories, champagne or light bronze finishes are also available.</p>
<p><u>Vertical Binder Storage</u></p> 	<p>Silver</p> <p>Champagne</p> <p>Light Bronze</p>	70500	6"	8 <sup>1</sup> / <sub>2</sub> "	6"	260	
<p><u>Letter Tray</u></p> 	<p>Silver</p> <p>Champagne</p> <p>Light Bronze</p>	70494	12 <sup>1</sup> / <sub>2</sub> "	9 <sup>1</sup> / <sub>2</sub> "	1 <sup>1</sup> / <sub>4</sub> "	220	
<p><u>Legal tray</u></p> 	<p>Silver</p> <p>Champagne</p> <p>Light Bronze</p>	70495	15 <sup>1</sup> / <sub>2</sub> "	9 <sup>1</sup> / <sub>2</sub> "	1 <sup>1</sup> / <sub>4</sub> "	245	




Pencil Ledge Accessory Model # 70499



Vertical Binder Storage Accessory Model # 70500



Letter Tray Accessory Model # 70494

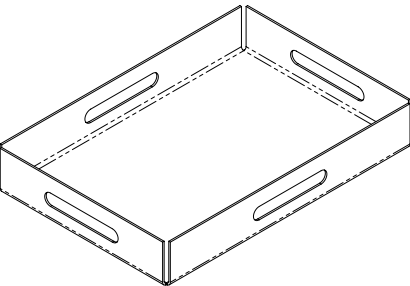


Legal Tray Accessory Model # 70495

ACCESSORIES FOR VOX® OFFICE™

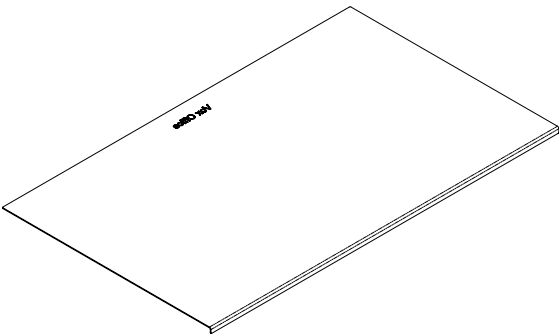
DESIGN – MARK MÜLLER

	Finish	Model Number	W" x	D" x	H"	List Price	Product Description
<u>Project Bin Storage</u>	Silver	70496/S	16"	11"	2 1/2"	380	Project bins provide paper storage that can then be placed overhead in the project bin storage area or simply positioned on the work surface.
	Champagne	70496/C					
	Light Bronze	70496/L					



Aluminum Project Bin Model # 70496

	Model Number	Leather Colour	W" x	D" x	H"	List Price	Product Description
<u>Vox Desk Pad</u>	70477	Black Night (Verde)	30"	18"	1/2"	710	The Vox desk pad is a multi-purpose accessories that can be used as a movable writing surfaces, a bridge between two worksurfaces creating a diagonal surface between them for writing or keyboarding, or as an extension to increase the worksurface depth by 3" where the user is working, with spacer, included. Made of steel, leather wrapped.



Available in any colour from Verde leather.

Vox desk pads can be personalized with embossed corporate logos or names of individuals. Logo on leather pad can be embossed with no color, silver or gold.


Embossed logo \$380 list per die; embossing charge \$5.00 list per piece. For dies in house, \$150 list for set up charge plus embossing charge per piece.



Positioned in the corner the Vox Desk Pad doubles as a removable computer corner/ keyboard support.



With the magnetic extension the Vox Desk pad can increase workspace depth by 3", where the user needs it.


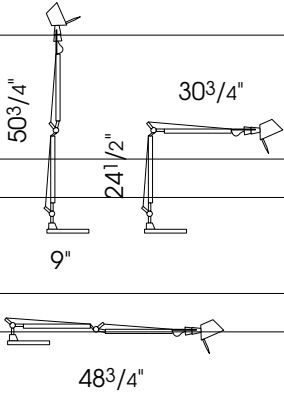

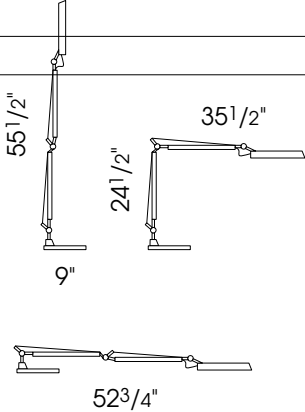

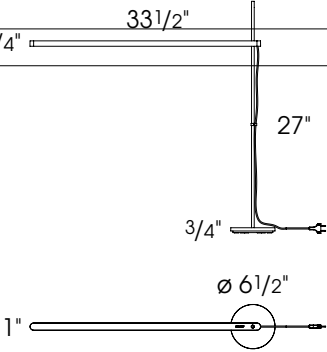


As a simple writing surface the small 90 degree bend on the front of the pad keeps the pad justified to the front of the top. A soft felt bottom allows repositioning.







Custom embossed Corporate logos are available. Please contact Customer Service.

TASK LIGHTING

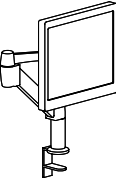

	Model Number	List Price	Product Description
<div><div>Tolomeo</div><div>Design: De Lucchi &amp; Fassina</div><div></div><div>Tolomeo with flush grommet Model 70620 Shown</div></div>	70611	965	Finished in polished and anodized aluminum. Light Sources: Incandescent A 60 - E 27 100W
	70612	1,520	Halogen capsule QT 12 - GY 6.35 50W/12V
	70613	1,125	Compact fluorescent PL-C-13W/USA 2 Pin  BULBS NOT INCLUDED
			
<div><div>Tolomeo video body</div><div>Design: De Lucchi &amp; Fassina</div><div></div><div>Video with flush grommet Model 70620 Shown</div></div>	70615	1,100	Finished in polished and anodized aluminum. Light Sources: Compact Fluorescent TC-S_ G23 11W  BULBS NOT INCLUDED
			
<div><div>Talak</div><div>Design: Neil Poulton</div><div></div><div></div></div>	70616	1,585	Finished in matte white powder coat. Stem finished in polished chrome steel. Light Sources: 13W (AXIAL/T2) supplied with fixture  Adjustable up and down, rotates 360°
			


## TASK LIGHTING – BASE OPTIONS

Task lighting can be integrated in Vox®Office™ layouts by a variety of methods. The following mounts can be specified in addition to lamp selections previously made.

	Model Number	W" x	D" x	H"	List Price	Product Description
<b>Tolomeo Table base</b> 	A004030	9" Dia.		2 <sup>1</sup> / <sub>4</sub> "	480	The most flexible method of providing task lighting. The lamp can be freely moved to wherever needed. • Polished aluminum • 9" in diameter • Used on Tolomeo and Tolomeo video
<b>Tolomeo Clamp mount</b> 	A004100	2 <sup>1</sup> / <sub>2</sub> "	4"	4"	160	Can be specified for worktops without pencil stops attached. • Polished aluminum • Used on Tolomeo and Tolomeo video
<b>Tolomeo Fixed mount</b> 	A004200	2 <sup>1</sup> / <sub>2</sub> "	4"	4"	135	Fixed mount that requires a hole (provided) in the work surface. • Polished aluminum • Used on Tolomeo and Tolomeo video
<b>Tolomeo Flush grommet mount</b> 	70620	1 <sup>1</sup> / <sub>16</sub> "	4"	1 <sup>1</sup> / <sub>8</sub> "	245	Flush grommet that requires a hole (provided) in the work surface. • Polished aluminum. • Lamp cord is spliced for installation; • cord is completely hidden

MONITOR SUPPORTS

	Model Number	D" x	H" x	Angle	List Price	Product Description
	70605 Clamp Mounting	4"-22"	0"-14"	359°	1,515	Accommodating to Vesa 75mm and 100mm mounting patterns. Adjustable with out the use of tools. Pneumatic counterbalance for monitors 7lbs. to 22lbs.  Available in a clamp mount and a bolt through mount.  Platinum finish.
	70604 Bolt Through Mounting	4"-22"	0"-14"	359°	1,340	
	70645 Clamp or Bolt Mounting	4"-18"	13"-17"	360°	730	Accommodating to Vesa 75mm and 100mm mounting patterns. Adjustable with out the use of tools. Comes standard with clamp mount and a bolt through mount.  Silver finish.
						


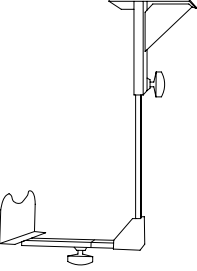
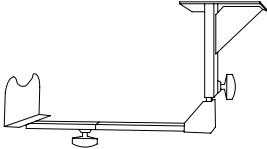
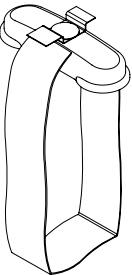
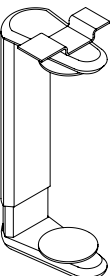


Clamp mount model # 70605



Clamp Mount model # 70645

## CPU HOLDERS

	Model Number	W" x	D" x	H"	List Price	Product Description
<p><u>CPU holder</u></p> 	70631	10"	7"	17"	395	<p>Accommodating CPU vertically this unit is fully adjustable and swivels 360 degrees.</p> <p>It adjusts to fit CPU from 3" to 9" wide by 15" to 24" high.</p> <p>CPU must be positioned vertically.</p> <p>Black Finish</p>
<p><u>CPU holder</u></p>  <p>Vertical</p>  <p>Horizontal</p>	A004100	10"	10"		145	<p>CPU can be accommodated both horizontally or vertically with this unit.</p> <p>Adjusts to fit horizontal CPU from: 14" - 18" wide by 7" - 11" high</p> <p>Adjusts to fit vertical CPU from: 5" - 9" wide by 15" - 19" high.</p> <p>Black finish</p>
<p><u>Loop CPU Holder</u></p> 	A004200	12"	4"	3"	495	<p>The Loop supports the CPU with webbing, which is tightened by a ratchet mechanism.</p> <p>Adjust to fit CPU from 3<sup>3</sup>/<sub>4</sub>" x 8<sup>1</sup>/<sub>4</sub>" wide by 11<sup>1</sup>/<sub>2</sub>" x 19<sup>1</sup>/<sub>2</sub>" high</p> <p>Black finish</p>
<p><u>Jaw CPU Holder</u></p> 	70620	8"	4"	15" - 23"	710	<p>The Jaw allows the CPU to float below the desk. Constructed from die cast and extruded aluminum.</p> <p>Adjust to fit CPU from 3<sup>3</sup>/<sub>4</sub>" x 9<sup>1</sup>/<sub>4</sub>" wide by 11<sup>1</sup>/<sub>2</sub>" x 20" high</p> <p>Silver finish</p>

CPU HOLDERS

---



Model # 70631



Model # 70632

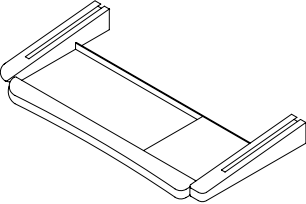
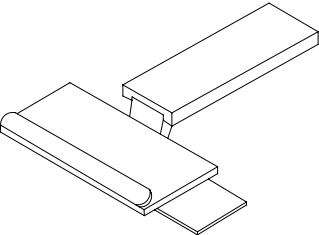
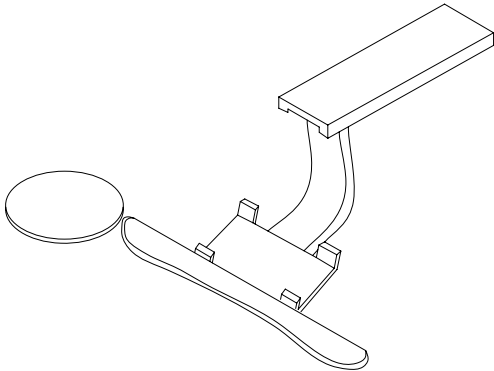
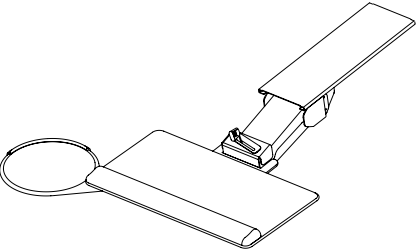


Model # 70636



Model # 70637

KEYBOARD SUPPORTS

	Model Number	W" x	D" x	H"	List Price	Product Description
<u>Keyboard drawer</u> 	70641	30"	20"	4"	610	This keyboard drawer integrates areas for both keyboard and mouse pad. A gel pad provides a soft comfortable wrist rest area. The keyboard platform offers three typing positions for maximum comfort. Fully concealed full-extension slides. Built in cable management.
<u>Keyboard Support</u> 	70642	21"	18"	8 <sup>1</sup> / <sub>2</sub> "	810	This keyboard support has a spring-assisted height adjustment mechanism with a lever lock. 25-degree tilt adjustment, 360 degree swivel. Actual keyboard tray 8 <sup>1</sup> / <sub>4</sub> " deep x 19 <sup>3</sup> / <sub>4</sub> " long; mouse pad is universal left or right positioning. Full-length urethane wrist rest.
<u>Keyboard Support</u> 	70643				1,195	This keyboard support is actually a clamp device that holds the keyboard in place. It includes a gel palm rest and adjustable mouse pad that can be moved left or right. The spring-assisted arm makes knobs and handles unnecessary for adjustment. Keyboard tilt is +10/-20 degrees. Adjustment is from 6 <sup>1</sup> / <sub>2</sub> " above the worktop to 6" below.
<u>Keyboard Support</u> 	70644	19"	21"	6"	485	<p>This keyboard support has a spring-assisted height adjustment ranging from 1<sup>1</sup>/<sub>4</sub>" above work surface to 5" below. Platform tilt 0 degree to -15 degree.</p> <p>Actual keyboard tray 10<sup>1</sup>/<sub>2</sub>" deep x 19" long with a full-length urethane wrist rest. Mouse pad is universal left or right positioning.</p>

KEYBOARD SUPPORTS

---



Model # 70641



Model # 70642



Model # 70643



Model # 70644

STORAGE ACCESSORIES – UNDER WORK SURFACE

	Model Number	W" x D" x H"	List Price	Product Description
<u>Large pencil drawer</u>	70296	23" x 18" x 3"	165	Large pencil drawer made of black plastic with side-mount slides. Can be positioned under any work surface.



# TERMS AND CONDITIONS OF SALE

---

## PRICES

All prices are list prices, freight included, blanket-wrapped, dock delivered, from the manufacturing source to any location in the contiguous United States.

Brokerage is paid by Nienkämper for product shipped to the United States.

Due to existing conditions in regard to cost of labor and materials, we reserve the right to change prices without notice.

## TERMS

Net 30 days from date of invoice to accredited buyers. Two per cent (2%) interest charged monthly on overdue accounts. Deposit of 50% is required with order. Terms will be established upon credit evaluation. Due to delays in processing references, first orders may be treated as C.B.D. orders.

## ORDER CONFIRMATION

Orders are accepted upon issuance of our order confirmation and are subject to the terms set forth therein; notwithstanding any variance from the terms of the buyer's order form.

Nienkämper is not liable for any delay or failure to deliver caused by labor or transportation difficulties, accidents, acts of God, failure of sources of supply, or other causes beyond our control, and changes will affect the delivery date.

## CHANGE OF ORDERS OR CANCELLATIONS

Changes or cancellations are subject to our ability to conform. A charge will be levied against canceled or changed orders based on costs already incurred by Nienkämper. All changes must be in writing and submitted on a revised purchase order. Changes will affect the delivery date.

## STORAGE

If goods cannot be accepted when ready, we may transfer them to storage (which is to be deemed as delivery for invoice purposes). The customer accepts risks and will be charged at prevailing rates.

## FREIGHT

Prices include freight charges, blanket-wrapped, dock delivered, from the manufacturing source to any location in the contiguous United States. Packing and/or crating are available, if required, upcharges apply.

## CLAIMS

All furniture is given to the carrier and signed for in good condition. It is the responsibility of the receiver to sign for the goods in the presence of the carrier and note the condition in which they are received. Freight claims should be filed with the carrier.

## WARRANTY

There are no express or implied warranties, conditions and obligations of the manufacturer, whether statutory or otherwise that extend beyond the description on the face hereof. Our furniture is made to the highest standard and is warranted free from defects of material and workmanship for five years from the date of delivery. During the warranty period we will repair or replace such merchandise as shall prove to be defective, during normal usage in accordance with manufacturer's specifications. The manufacturer shall not be liable for defect wholly attributable to normal manufacturing process. Replacement or repair

of the Product shall be the sole remedy of the Customer, and the manufacturer shall not be liable for any direct, indirect, incidental, or consequential loss or damage suffered by the Customer by reason of any defect in workmanship or manufacture of the Product or inability to use the Product. Moreover, this warranty does not cover accidental damage, abuse, alteration, ordinary wear and tear of Goods, negligence and misuse nor variations over which we have no control such as heat or humidity or damage to which the Goods are connected that is not attributable to the failure of the goods themselves. This warranty is null and void when the product is installed with hardware other than that supplied and/or when installed differently than recommended in the installation guide. Modification to the product or hardware may result in failure of the product and cause damage and/or injury.

## WOOD FINISHES

Nienkämper offers a wide variety of standard light finishes on cherry, mahogany and figured anigre wood veneers, and a clear natural finish on figured anigre, figured sycamore, maple, bird's eye maple and curly maple.

Light finishes do not mask the grain and other characteristics of each wood species. It is important to understand that pieces of the same type of wood will not look identical when a light finish is used. The appearance of the finish will also depend on the natural color of the veneer. Cherry darkens over time as the wood ages. Pin knots and gum pockets are inherent traits.

Wood is a naturally variable raw material; its variances are not within the furniture manufacturer's control and are therefore not considered defects under this warranty.

