Steelcase

Product Info

Back to Menu

April 2021

turnstone Specification Guide

Availability

Electronic price list updated with release 192.A (U.S.) and 152.A (Canada), dated April 19, 2021.

All specifications subject to change without notice. Reference the electronic catalog/Hedberg for current pricing.

Spec News is available on *village.steelcase.com.* Search Steelcase Marketing Resources (Adstock) and download the current release's Spec News.

Tip: Steelcase Marketing Resources is a new global platform for ordering Steelcase marketing materials that replaces Adstock.

View or download Steelcase Specification Guides at *https://www.steelcase.com/resources/documents?tax-[doctype]=spec-guide.*

Transitional products in this specification guide are **maintained for existing customers only** and are likely to be phased out over time. These products are indicated with a T. Products that are scheduled to be culled are indicated with an X, followed by the last order entry date.

Surface Materials

The surface materials team has announced the launch of the Finish Library, found at *http://finishlibrary.steelcase.com.*

▶For a list of all trademarks, refer to the last page of this specification guide.

© 2021 Steelcase Inc.

This specification guide contains multiple Steelcase and turnstone product lines which are designed into one specification guide for your convenience. Note that each product may be subject to different pricing terms and conditions.

For Canadian Pricing
Canadian factor can be found at www.steelcase.com/CADpricing.
Calculate in the following order to avoid rounding errors:

- Multiply the base price and each option by the Canadian factor.
- Round each to the nearest dollar.
- Add base and options for total list price.

Terms and Conditions 2
Ten Tips: How to Get The Most Out of This Book 4
Additional Resources 6

Bivi 7
Tour Workspace 189
Campfire 249
Clipper 307
Pivot 315
Bassline 321
Seating 377
Tables 481
Worktools 523

Surface Materials 575
Resources 613

Terms and Conditions

Terms

Payment terms for turnstone are the same as current Steelcase terms, providing you the opportunity for additional cash discounts for prompt payments.

Payment for turnstone brand products can be remitted with payments for Steelcase brand products. You can even use the same check!

Past due amounts are subject to 1.5% service charge per month on the unpaid balance.

Returns

If product you have received must be returned because of turnstone error or quality issues, your SFT representative can help. All returns must be authorized; products that are not authorized for return will not be accepted.

Claims

For freight claim information, go to village.steelcase.com, then Order Management, then Service and Warranty, then Freight Claims.

Order Changes

All orders delivered within standard lead times are considered final and cannot be changed.

Any charges for changes or cancellations are the responsibility of the dealer.

Special order products cannot be changed or canceled.

Freight Costs

All shipments to points in the 48 contiguous states will be shipped factory freight prepaid (FOB).

All shipments outside the 48 contiguous states will be shipped FOB and allowed to point of embarkation. All charges beyond the point of embarkation are collect.

Call 1.800.TURNSTONE, option #2 for quotes on Expedited shipments, UPS delivery, or deliveries outside the continental U.S.

turnstone reserves the right to select the most appropriate mode of shipment from the manufacturing point and point of embarkation.

Special shipping methods, handling, or setup will be subject to an additional charge.

Delivery/Leadtimes

turnstone standard leadtimes are 4 weeks delivered. For larger orders, please utilize either the delivery planning tool within Hedberg or contact your SFT Dealer Business Consultant Rep for accurate leadtime information.

Leadtimes are subject to availability capacity. High-Pressure Laminate on the Campfire Slim Table and Campfire Skate Table will be shipped in 20 business days after receipt of a clean order. Products are typically delivered in 25 business days. Solid surface and glass on Bassline have an extended lead time.

For up-to-date lead times, consult the scheduling/delivery schedules bulletin board on village.steelcase.com, then Order Management.

Surface Materials

Surface Materials Reference Manual
This publication provides:
- An explanation of the surface materials
- "Available on" matrices
- Surface material selection listing
- Technical data for surface materials
- Surface material care and cleaning instructions

Assembly

Due to construction, design of the product, or delivery conditions, it is necessary to ship most turnstone products cartoned. turnstone products that are shipped unassembled are shipped RTA (ready to assemble) and are easy to assemble.

Steelcase
April 2021

Ten Tips:
How to Get the Most Out of This Book

Tip 1

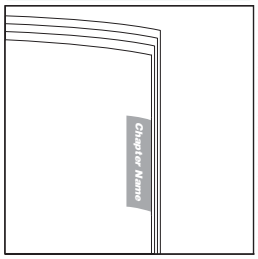

Watch the tabs on the right-hand edges of the pages. They'll always indicate which chapter you are in.

Tip 2



Use the Statement of Line pages for an overview of the available components, their sizes, and page references for additional information. Each *Understanding* chapter includes a statement of line after the table of contents.

Tip 3

Find cross references by looking for page numbers flagged with an arrow.

Tip 4

Study the product detail pages in the *Understanding* section to learn everything an expert knows about specific products. Each product detail page in this section contains the following features, where applicable:

- Product Drawing
- Actual Dimensions
- Product Details
- Connections
- Wiring and Cabling
- Surface Materials
- Application Topics

Product Drawing shows you what the product looks like and points out important features.

Product Details gives specific information on the product and how it is used.

Connections describes how the product is assembled or how it attaches to another product.

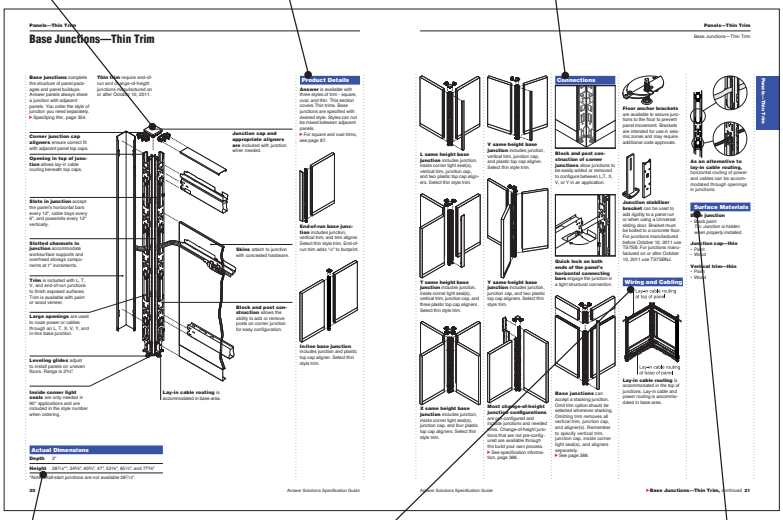

Actual Dimensions table lists the dimensions of the product.

Wiring and Cabling details the power and cable-management and cable routing capabilities of the product.

Surface Materials lists what material is used for each part of the product.

Tip 5

Refer to the specifying pages for all the information needed to order a product. Each product specifying page contains a variety of elements to help you complete a specification:

- Product Drawing
- Standard Includes
- Required to Specify
- Options
- Related Products
- Specification Information
  - Dimensions
  - Style Number
  - Price

Standard Includes
(under the red or dark grey band) provides a list of what comes standard with the product.

Required to Specify
(under the red or dark grey band) itemizes the information that you must provide to order the standard product and the preferred sequence for specification.

Specification Information
(under the teal or light grey band) provides product dimensions, style numbers, and prices for the standard product and any surface material choices that are available.

Product Drawing
shows you what the product looks like.

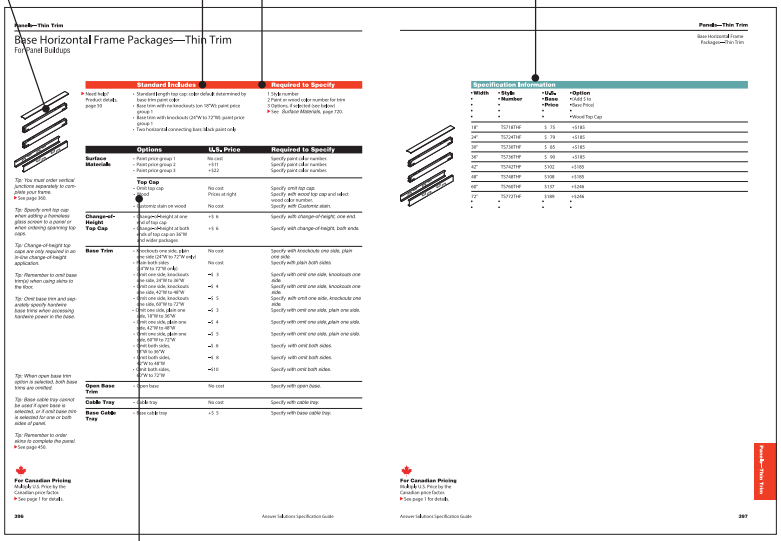
Panels—Thin Trim

Base Horizontal Frame Packages—Thin Trim
For Panel Buildups

Standard Includes | Required to Specify

Options	U.S. Price	Required to Specify
Surface Materials		
• Paint price group 1	No cost	Specify paint color number.
• Paint price group 2	+$11	Specify paint color number.
• Paint price group 3	+$22	Specify paint color number.
Top Cap		
• Steel top cap	No cost	Specify steel top cap.
• Wood	Prices at sight	Specify with wood top cap and select wood color number.
• Customiz stain on wood	No cost	Specify with Customiz stain.
Change-of-Height Top Cap		
• Change-of-height at one end of top cap	+$ 8	Specify with change-of-height, one end.
• Change-of-height at both ends of top cap on 36"W and wider packages	+$ 6	Specify with change-of-height, both ends.
Base Trim		
• Knockouts one side, plain one side (36"W to 72"W only)	No cost	Specify with knockouts one side, plain one side.
• Plain both sides (36"W to 72"W only)	No cost	Specify with plain both sides.
• Omit one side, knockouts one side, 18"W to 36"W	−$ 8	Specify with omit one side, knockouts one side.
• Omit one side, knockouts one side, 42"W to 48"W	−$ 4	Specify with omit one side, knockouts one side.
• Omit one side, knockouts one side, 60"W to 72"W	−$ 5	Specify with omit one side, knockouts one side.
• Omit one side, plain one side, 18"W to 36"W	−$ 3	Specify with omit one side, plain one side.
• Omit one side, plain one side, 42"W to 48"W	−$ 4	Specify with omit one side, plain one side.
• Omit one side, plain one side, 60"W to 72"W	−$ 5	Specify with omit one side, plain one side.
• Omit both sides, 18"W to 36"W	−$ 8	Specify with omit both sides.
• Omit both sides, 42"W to 48"W	−$ 8	Specify with omit both sides.
• Omit both sides, 60"W to 72"W	−$10	Specify with omit both sides.
Open Base Trim		
• Open base	No cost	Specify with open base.
Cable Tray		
• Cable tray	No cost	Specify with cable tray.
Base Cable Tray		
• Base cable tray	+$ 5	Specify with base cable tray.

Tip: You must order vertical junctions separately to complete your frame.
See page 350.

Tip: Specify omit top cap when adding a frameless glass screen to a panel or when ordering spanning top caps.

Tip: Change-of-height top caps are only required in an in-line change-of-height application.

Tip: Remember to omit base trim(s) when using skirts to the floor.

Tip: Omit base trim and separately specify hardware base trims when accessing hardware power in the base.

Tip: When open base trim option is selected, both base trims are omitted.

Tip: Base cable tray cannot be ordered with open base selected, or if and base trim is selected for one or both sides of panel.

Tip: Remember to order skirts to complete the panel.
See page 456.

For Canadian Pricing
Multiply U.S. Price by the Canadian price factor.
See page 1 for details.

396 Answer Solutions Specification Guide

Panels—Thin Trim

Base Horizontal Frame Packages—Thin Trim

Specification Information

• Width	• Style Number	• U.S. Base Price	• Option
			• Add 2 to
			• Base Price
			• Wood Top Cap
18"	TS7418THF	$ 75	+$180
24"	TS7424THF	$ 79	+$185
30"	TS7430THF	$ 85	+$185
36"	TS7436THF	$ 90	+$185
42"	TS7642THF	$102	+$195
48"	TS7648THF	$108	+$195
60"	TS7660THF	$137	+$206
72"	TS7272THF	$189	+$246

For Canadian Pricing
Multiply U.S. Price by the Canadian price factor.
See page 1 for details.

Panels—Thin Trim

Answer Solutions Specification Guide 397

Options
(under the black band) lists all the options that apply to the product, their price, and what is required to specify.

Related Products
provide specification information for products that are directly related.

Tip 6

Required to Specify

Specify *with Customiz Stain*

Italic typeface on specifying pages usually identifies wording that you should use in your order.

Tip 7

To determine how many skins are needed to complete a panel, consult the table at the right.
Tip: Remember to order skins for both sides of the panel buildup.

Watch for tips throughout the text that give you explanations and helpful instructions.

Tip 8

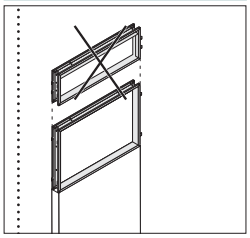

Learn what you cannot do by looking for drawings crossed out with an "X."

Tip 9

Use the surface materials listings in the Surface Materials section of this book to find surface material color numbers.

Tip 10

Style Number	Page
TS7042BL	131
TS7042S	130
TS7048BL	131
TS7048S	130
TS7060BL	131
TS7060S	130
TS7072BL	131

Refer to the style number index when you know a style number and you need to find the page that has more details about the product.

Additional Resources

turnstone products are supported with an array of informational materials, tools, and software to help you plan and install efficiently.

Product brochures and planning tools can be ordered through your Steelcase area office by calling 1.800.784.0358 or through the Marketing Services web site at village.steelcase.com.

Planning Tools

Quick Ship Guide
This handbook describes all Steelcase, turnstone, and Coalesse products that are available for Rapid2 (ships in 2 days), Rapid5 (ships in 5–7 days), or Coalesse Rapid10 (ships in 10 days).

Surface Materials

turnstone Surface Materials Swatches
Individual swatches, larger memo samples, and family group swatch cards are available by contacting Ad Stock at 1.800.784.0358 or by ordering electronically at village.steelcase.com.

Printed Materials

Surface Materials Reference Manual
This publication provides:

- An explanation of the surface materials program
- "Available on" matrices
- Vertical surface fabric and seating upholstery selection listing
- Technical data for surface materials
- Surface material care and cleaning instructions

Computer Tools

On the Web
www.myturnstone.com
Visit turnstone's Web site for a complete product listing, photos, case studies, where to find a turnstone dealer, and much more.

Furniture symbol graphic data are available for download on myturnstone.com.

Electronic Catalog
Accurate sales quotations and purchase orders for turnstone products are created with specification software that uses turnstone Electronic Catalog data. Use the data to specify and price style numbers and options for every turnstone product. The data is updated bimonthly by Steelcase and provided to software programs like the Hedberg Business System, 20-20 CAP Studio.

Furniture Symbol Graphic Data
Steelcase creates 2D and 3D furniture symbols (with attributes) for planning and initially specifying Steelcase products. This data is incorporated into several add-on software packages that work in either a Microstation or an AutoCAD drafting environment.

For more information about these and other software tools to help you plan effective work environments, please email fsl@steelcase.com

Digital Publications
You can access these digital publications at www.steelcase.com or village.steelcase.com.

Support

Steelcase Capabilities
Steelcase products are distributed, installed, and serviced through a network of more than 600 dealers worldwide. Steelcase is also represented with offices and corporate showrooms in 26 U.S. cities, 4 Canadian cities, and in France, Germany, Great Britain, and Japan. Every Steelcase product meets our exceptionally high standards of quality and durability and comes with the Steelcase assurance of excellence in service.

For ordering or product assistance, please call your local dealer, the Steelcase Solutions Resource Team, or the Steelcase Solutions Fulfillment Team at 1.800.TURNSTONE (1.800.887.6786).

Call the Steelcase Solutions Fulfillment Team if you have submitted an order to Steelcase and you need to speak to your Solutions Fulfillment Team Representative about the order. Also call if you have any post-shipment quality concerns or service parts questions.

For warranty information, please go to http://www.steelcase.com/warranty/.

Outside the U.S.A., Canada, Mexico, Puerto Rico, and the U.S. Virgin Islands, call 1.616.247.2500.

Bivi

Statement of Line 8

Product Details

Bivi Height-Adjustable Desk and Spine Stability Guidelines 18
Bivi Tables: Basic Overview 22
Application Guidelines 26
Thought Starters 29
Grain Direction 38
Bivi Height-Adjustable Desk 40
Tables 48
Dual Height Tops 52
Cable Trough 54
Arches, Arch Accessories, and Screens 56
Rumble Seat and Hoodie 62
Electrical Components 64
How to Select Monitor Arms for Bivi Tables 72
Storage 86
Components and Accessories 88

Specifying

Bivi Height-Adjustable Desk 100
Bivi Height-Adjustable Desk Bundles 115
Tables 118
Team Table 122
Team Theater 124
Dual Height Tops 126
Arches and Arch Accessories 129
Rumble Seat, Supports, and Hoodie 136
Trough-Mounted Data Access 140
Electrical Components 141
Storage 157
Components and Accessories 160
Eyesite 181

Surface Materials 184

Statement of Line

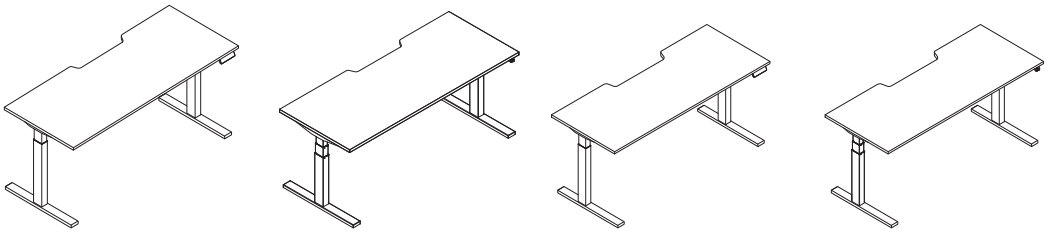

Understanding
▶ Page 40
Specifying
▶ Pages 100 and 104

Height-Adjustable Desks

T-Leg	D	W
Basic Height	24", 25", 29", 30", 35", or 36"	42½", 60", 66½", or 72"
Extended Height	24", 25", 29", 30", 35", or 36"	42½", 60", 66½", or 72"
C-Leg		
Basic Height	29" or 30"	42½", 54½", 60", 66½", or 72"
Extended Height	29" or 30"	42½", 54½", 60", 66½", or 72"

Tip: Widths are available parametrically in 1/16" increments from 42½"–76".

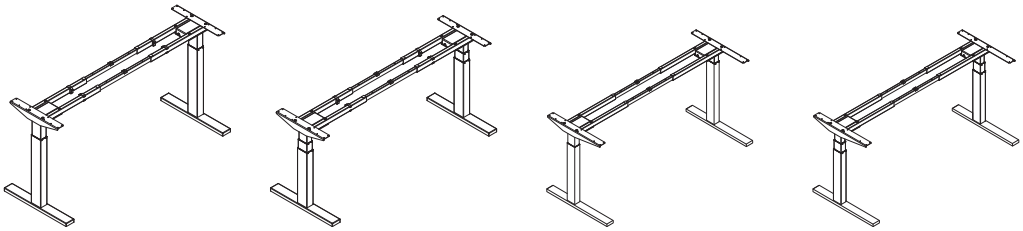

Understanding
▶ Page 40
Specifying
▶ Pages 102 and 106

Height-Adjustable Bases

T-Leg	D	W
Basic Height	24", 25", 29", 30", 35", or 36"	42½", 60", 66½", or 72"
Extended Height	24", 25", 29", 30", 35", or 36"	42½", 60", 66½", or 72"
C-Leg		
Basic Height	29" or 30"	42½", 54½", 60", 66½", or 72"
Extended Height	29" or 30"	42½", 54½", 60", 66½", or 72"

Soft Cable Drop

Understanding
▶ Page 41
Specifying
▶ Page 107

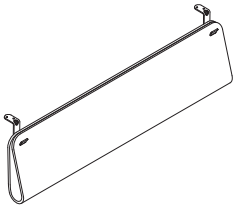

Power Components

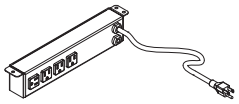

Under Worksurface Utility Power
Understanding
▶ Page 42
Specifying
▶ Page 108

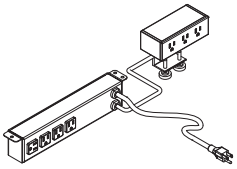

Under Worksurface Utility Power and Clamp-On Accessory Power
Understanding
▶ Page 42
Specifying
▶ Page 109

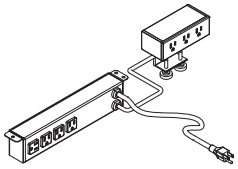

Under Worksurface Utility Power and Clamp-On Accessory Power with Qi Wireless Charging
Understanding
▶ Page 42
Specifying
▶ Page 110

Utility Hook

Understanding
▶ Page 42
Specifying
▶ Page 111

Straight Screen

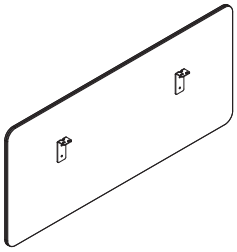

Understanding
▶ Page 41
Specifying
▶ Page 112

90° Screen

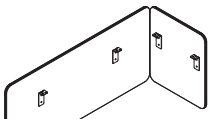

Understanding
▶ Page 41
Specifying
▶ Page 113

Wrap Screen

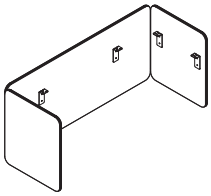

Understanding
▶ Page 41
Specifying
▶ Page 114

Bivi Height-Adjustable Desk Bundle

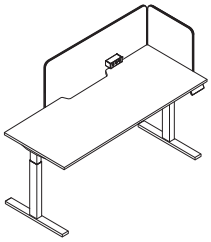

Understanding
▶ Page 46
Specifying
▶ Page 115

Power Components, continued

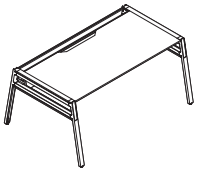

Understanding
▶ Page 48
Specifying
▶ Page 118

Table for One

	D	W
Table	42 1/4"	48", 60", or 72"

Tip: Nominal width is shown here.

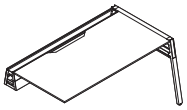

Understanding
▶ Page 48
Specifying
▶ Page 119

Table plus One

	D	W
Table plus One	42 1/4"	48", 60", or 72"

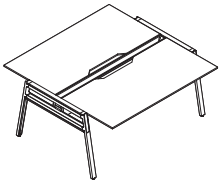

Understanding
▶ Page 48
Specifying
▶ Page 120

Table for Two

	D	W
Table for Two	48" or 60"	48", 60", or 72"

Tip: Nominal width is shown here.

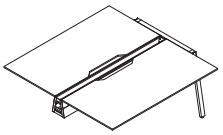

Understanding
▶ Pages 48
Specifying
▶ Page 121

Table plus Two

	D	W
Table plus Two	48" or 60"	48", 60", or 72"

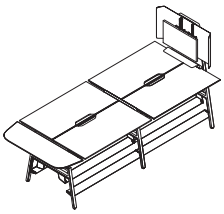

Understanding
▶ Page 50
Specifying
▶ Page 122

Team Table

	D	W
Table	60"	48", 60", or 72"

Tip: Total widths for the Team Table are 114", 138", or 162" which includes the 18"D Transaction Top.

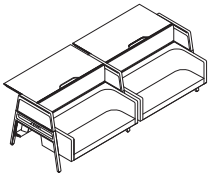

Understanding
▶ Pages 51
Specifying
▶ Page 124

Team Theater

	D	W
Theater	60"	48" or 60"

Tip: Total widths for the Team Table are 96" or 120".

Power Components, continued

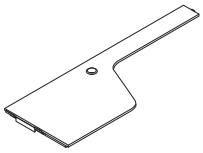

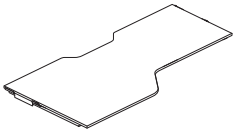

Understanding
▶ Page 52
Specifying
▶ Pages 126–128

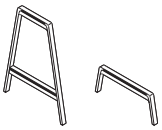

Understanding
▶ Page 56
Specifying
▶ Page 129

Dual Height Tops

	D	W
Upper Dual Top	20 5/8"	60" or 72"
Lower Dual Top	28 1/2"	60" or 72"

Tip: Nominal width is shown here.

Arch

	D	W	H
Tall Arch	2"	32 3/8"	44"
Short Arch	2"	32 3/8"	13"

Arch Accessories

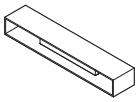

Side Storage
Understanding
▶ Page 56
Specifying
▶ Page 130

Monitor Mount
Understanding
▶ Page 56
Specifying
▶ Page 131

Bike Hook
Understanding
▶ Page 56
Specifying
▶ Page 131

Markerboards
Understanding
▶ Page 56
Specifying
▶ Page 132

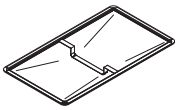

Canopy
Understanding
▶ Page 56
Specifying
▶ Page 132

Board Rack
Understanding
▶ Page 56
Specifying
▶ Page 132

Holder
Understanding
▶ Page 56
Specifying
▶ Page 133

Planter
Understanding
▶ Page 56
Specifying
▶ Page 133

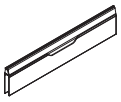

High Sit Bracket with Modesty Panel
Understanding
▶ Page 56
Specifying
▶ Page 134

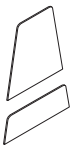

Upper

Lower

Arch Infills
Understanding
▶ Page 56
Specifying
▶ Page 135

Arch Accessories, continued

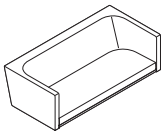

Understanding
▶ Page 62
Specifying
▶ Page 136

Rumble Seat (with or without Exposed Bracket)

D	W	H
28"	34", 46", or 58"	16"

Understanding
▶ Page 62
Specifying
▶ Page 138

Rumble Seat Supports

	D	W	H
Freestanding Legs	28"	34", 46", or 58"	12"
Table Frame Attachment Brackets	5½"	17"	16⅝"

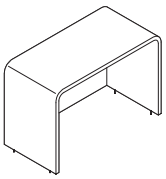

Understanding
▶ Page 62
Specifying
▶ Page 139

Hoodie

D	W	H
28"	58"	38⅛"

Understanding
▶ Page 54
Specifying
▶ Page 140

Trough-Mounted Data Access

Electrical Components, One Circuit

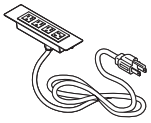

Plug and Play Power Strip – Package of One
Understanding
▶ Page 64
Specifying
▶ Page 141

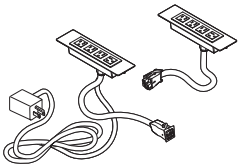

Plug and Play Power Strip – Package of Two
Understanding
▶ Page 64
Specifying
▶ Page 141

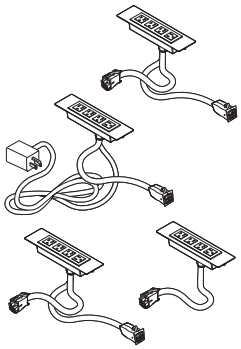

Plug and Play Power Strip – Package of Four
Understanding
▶ Page 64
Specifying
▶ Page 141

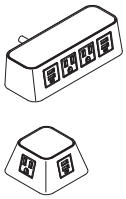

Accessory Power – Rectangular and Pyramid
Understanding
▶ Page 78
Specifying
▶ Pages 142–143

Electrical Components, Two Circuit

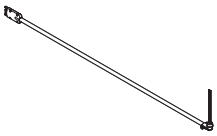

Hardwire-to-Modular Power Infeed
Understanding
▶ Page 64
Specifying
▶ Page 144

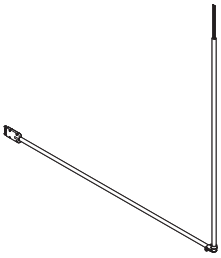

Hardwire-to-Modular Power Infeed, San Francisco
Understanding
▶ Page 64
Specifying
▶ Page 144

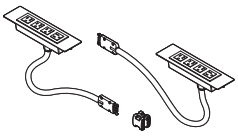

Modular Powerways
Understanding
▶ Page 64
Specifying
▶ Page 145

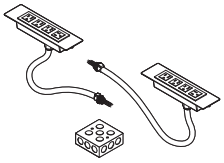

Hardwire Chicago Powerway
Understanding
▶ Page 64
Specifying
▶ Page 145

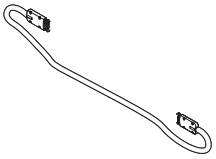

Modular Harnesses—Two Circuit
Understanding
▶ Page 64
Specifying
▶ Page 146

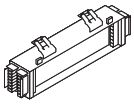

Modular Power Block—Standard Capacity
Understanding
▶ Page 78
Specifying
▶ Page 147

Power Block Connector
Understanding
▶ Page 78
Specifying
▶ Page 147

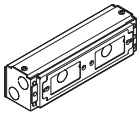

Chicago Hardwire Box
Understanding
▶ Page 78
Specifying
▶ Page 147

Duplex Receptacle
Understanding
▶ Page 78
Specifying
▶ Page 148

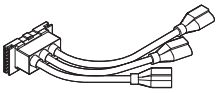

Modular Flexible Receptacle
Understanding
▶ Page 78
Specifying
▶ Page 149

Electrical Components, Four Circuit

USB Receptacle
Understanding
▶ Page 78
Specifying
▶ Page 150

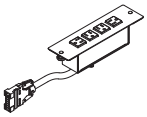

Modular Powerway, Four Circuit
Understanding
▶ Page 78
Specifying
▶ Page 151

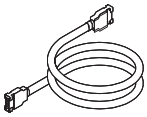

Modular Harness
Understanding
▶ Page 78
Specifying
▶ Page 152

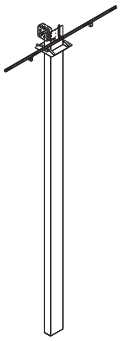

Utility Pole
Understanding
▶ Page 84
Specifying
▶ Page 153

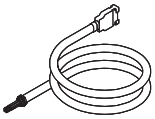

Hardwire-to-Modular Power Infeed
Understanding
▶ Page 84
Specifying
▶ Page 153

Electrical Components, Four Circuit, continued

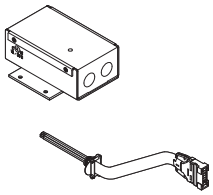

Power Infeed, New York
Understanding
▶ Page 84
Specifying
▶ Page 154

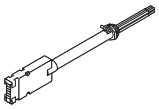

Power Infeed, San Francisco
Understanding
▶ Page 84
Specifying
▶ Page 154

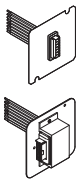

Straight/ Flush

90°

Junction Box Faceplate – Modular
Understanding
▶ Page 84
Specifying
▶ Page 155

Power Infeed Cover
Understanding
▶ Page 78
Specifying
▶ Page 155

Bezel Receptacle Cover
Understanding
▶ Page 78
Specifying
▶ Page 156

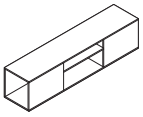

Understanding
▶ Page 86
Specifying
▶ Page 157

Trunk

	D	H
48"W	14"	16"
60"W	14"	16"

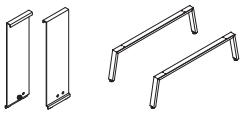

Understanding
▶ Page 86
Specifying
▶ Page 158

Trunk Supports

	D	W	H
Table Frame Attachment Brackets	1/2"	5"	16 1/2"
Freestanding Legs	2"	42 1/4"	11 1/2"

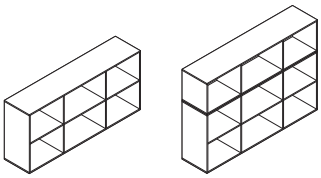

Understanding
▶ Page 86
Specifying
▶ Page 159

Depot

	28 1/2"H	41 1/2"H
13 7/8"D	●	●

Components and Accessories

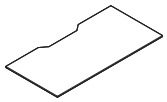

Full Top
Understanding
▶ Page 88
Specifying
▶ Page 160

Half-Round Top
Understanding
▶ Page 88
Specifying
▶ Page 161

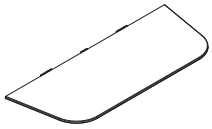

Mid Transaction Top
Understanding
▶ Page 88
Specifying
▶ Page 162

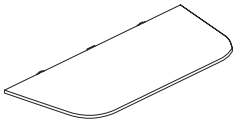

Transaction Top
Understanding
▶ Page 88
Specifying
▶ Page 162

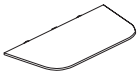

Mini Transaction Top
Understanding
▶ Page 88
Specifying
▶ Page 163

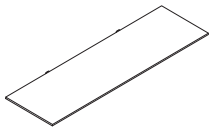

End Hanging Top
Understanding
▶ Page 88
Specifying
▶ Page 164

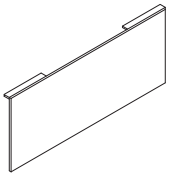

Gallery Panel
Understanding
▶ Page 88
Specifying
▶ Page 165

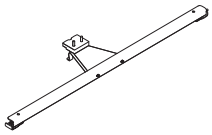

Table-Mounted Monitor Arm Brace
Understanding
▶ Page 88
Specifying
▶ Page 166

Lower Footshelf
Understanding
▶ Page 60
Specifying
▶ Page 167

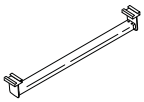

Upper Footshelf
Understanding
▶ Page 60
Specifying
▶ Page 168

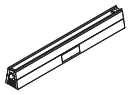

Cable Troughs
Understanding
▶ Page 54
Specifying
▶ Page 169

Slim Leg
Understanding
▶ Page 88
Specifying
▶ Page 169

Leg
Understanding
▶ Page 88
Specifying
▶ Page 170

Leg Infill
Understanding
▶ Page 88
Specifying
▶ Page 170

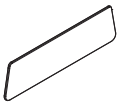

Leg Modesty
Understanding
▶ Page 88
Specifying
▶ Page 171

Top Shelf
Understanding
▶ Page 88
Specifying
▶ Page 171

Bottom Shelf
Understanding
▶ Page 88
Specifying
▶ Page 172

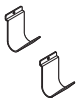

Hooks
Understanding
▶ Page 88
Specifying
▶ Page 172

Metal Screen
Understanding
▶ Page 57
Specifying
▶ Page 173

Freestanding

Trough mount

Tackable Screens
Understanding
▶ Page 56
Specifying
▶ Page 174

Components and Accessories, continued

Organizer
Understanding
▶ Page 56
Specifying
▶ Page 175

Leg Covers
Understanding
▶ Page 56
Specifying
▶ Page 176

Trough Covers
Understanding
▶ Page 55
Specifying
▶ Page 177

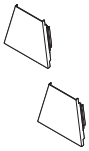

Trough End Covers
Understanding
▶ Page 56
Specifying
▶ Page 177

Trough Floor Covers
Understanding
▶ Page 56
Specifying
▶ Page 178

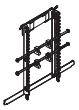

Media Support Mount
Understanding
▶ Page 88
Specifying
▶ Page 178

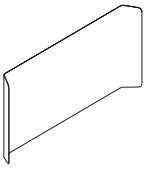

Media Support Shroud
Understanding
▶ Page 88
Specifying
▶ Page 179

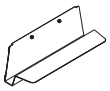

Media Support Shelf
Understanding
▶ Page 88
Specifying
▶ Page 179

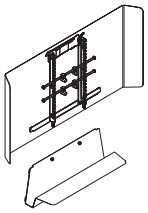

Media Support System Value Package
Understanding
▶ Page 88
Specifying
▶ Page 180

Eyesite

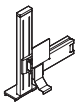

Eyesite Single Display Support
Specifying
▶ Page 181

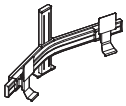

Eyesite Dual Display Support
Specifying
▶ Page 181

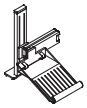

Eyesite Single Laptop Support
Specifying
▶ Page 181



Eyesite Dual Laptop Support
Specifying
▶ Page 182

Bivi Bracket
Specifying
▶ Page 182

Bivi Height-Adjustable Desk and Spine Stability Guidelines

Stability Guidelines for Bivi Height-Adjustable Desk with Monitor Arms

- Height-adjustable desks under 46"W with a depth of 22.9" or under do not allow monitor arms.
- Height-adjustable desks over 46"W with a depth of 23" – 27.9" allow one monitor arm.
- Height-adjustable desks over 46"W with a depth of 28" or greater allow for two monitor arms.

Height-Adjustable Desk Rules for Bivi Height-Adjustable Desks and Monitor Arms

	42½"W	46"W	54½"W	60"W	66½"W	72"W	76"W
22.999"D	0	0	0	0	0	0	0
23—27.999"D	0	1	1	1	1	1	1
Equal or greater than 28"D	0	2	2	2	2	2	2

Tip: Eyesite, CF Series, CF Evolution Series, and Volley all use a clamp-on connection type.
Tip: Only single- and dual-flat panel monitor arm applications are permitted for use with 2-leg height-adjustable desks.

Personal Console to be 6" from front edge of either side of height-adjustable desk to clear cantilevers.

Utility Hook to be 4¾" back from front edge and 6" off each side.

Stability Guidelines for Bivi Slim Spine: No Fixed Tops with Slim Legs Only

- Minimum requirement: (1) 60"W + (1) 72"W Trough with Slim Legs or (3) 48"W Troughs + (4) Slim Legs.
- Maximum requirement: unlimited.
- Not approved: any combination under 11'W or 132"W.

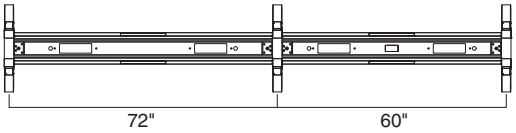

Stability Guidelines for Bivi Spine: No Fixed Tops with Standard Legs Only or Combination of Slim and Standard Legs

Approved Mixed Applications: (1) Trough + (1) Slim Leg + (1) Standard Leg OR (1) Trough + (2) Standard Legs:
- All Trough widths: 48"W, 60"W, 72"W with Tall Arch or Short Arch.

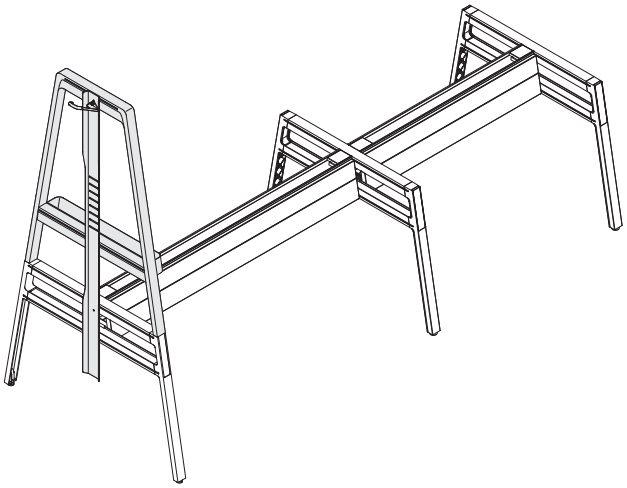

- All Trough widths: 48"W, 60"W, 72"W with Tall Arch and Bike Hook.

Approved Mixed Applications: (2) Troughs + (1) or (2) Slim Legs + (1) or (2) Standard Legs:
- All Trough widths: 48"W, 60"W, 72"W with Tall Arch, (2) Standard Legs + (1) Slim Leg and Media Support System.

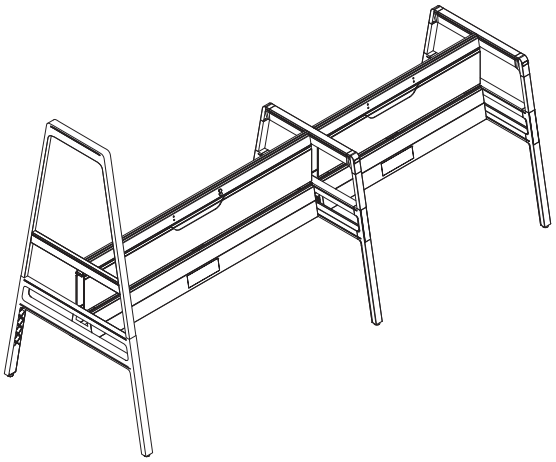

- All Trough widths: 48"W, 60"W, 72"W with Tall Arch or Short Arch.

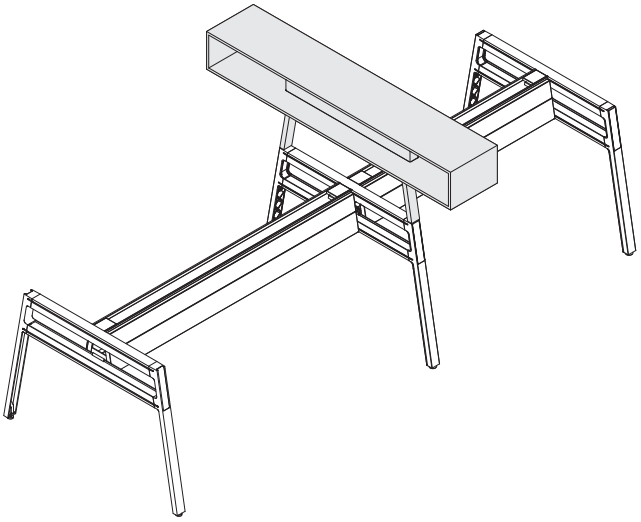

- All Trough widths: 48"W, 60"W, 72"W with Short Arch and Side Storage.
- Trough widths: (1) 48"W combined with (1) 60"W or (1) 72"W with Tall Arch, (2) Standard Legs + (1) Slim Leg and Media Support System.
- Trough widths: (2) 60"W with Tall Arch, (2) Standard Legs + (1) Slim Leg and Media Support System.
- Trough widths: (1) 60"W and (1) 72"W with Tall Arch, (2) Standard Legs + (1) Slim Leg and Media Support System.
- Trough widths: (2) 72"W with Tall Arch, (2) Standard Legs + (1) Slim Leg and Media Support System.

Media Support System:

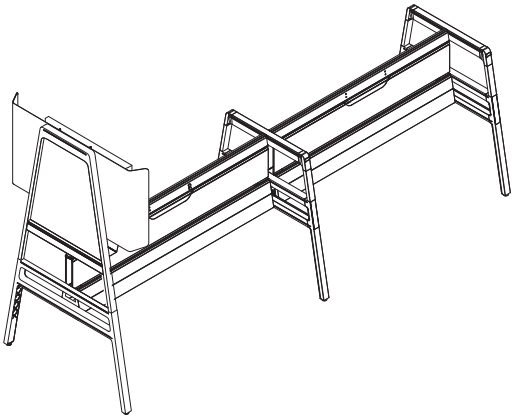

Media Support System is allowed on Bivi spine applications without fixed tops that are 108"W or wider.

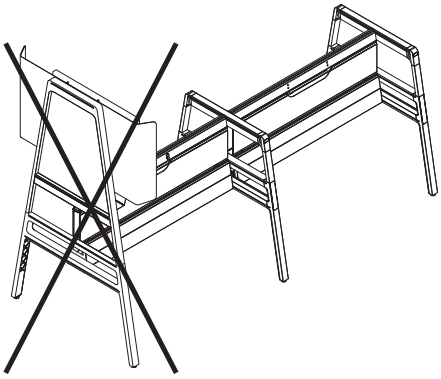

Media Support System is not allowed on Bivi spine applications without fixed tops that are 107"W or smaller.

Non-Approved Mixed Spine Applications:

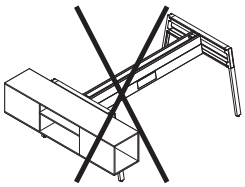

- All Trough widths: 48"W, 60"W, 72"W with Trunk.

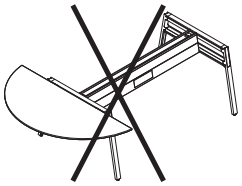

- All Trough widths: 48"W, 60"W, 72"W with Half Round.

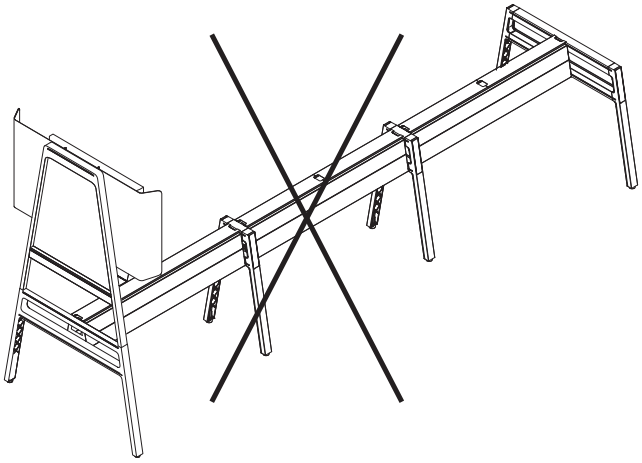

- 48"W Troughs with (2) Slim Legs, (1) Standard Leg, (1) Tall Arch + Media Support System.

Stability Guidelines for Bivi Desking System + Spine Applications

Any application combination that removes one or more Bivi static tops for a height-adjustable desk or Half Round Tops are not allowed:

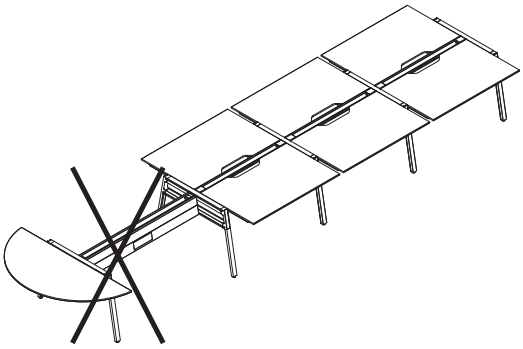

- Half Round Tops are not allowed on settings that have one or more fixed tops removed.

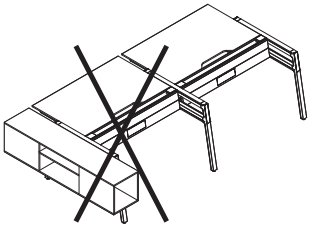

- Trunk storage is only allowed on Bivi applications that have a minimum of two fixed tops on opposite sides.

Workstation Design Guidelines and Requirements

Overview

Designed for movement with dynamic seating, adjustable worktools and Height-Adjustable Desks are important for today's office workers.
To determine the best height-adjustable solution, consider these four criteria:

1. Adjustability Needed: What is the height range requirement? (seated or sit-to-stand)
2. Worksurface Size Needed: What does the physical space look like? (worksurface configuration)
3. Equipment/Tools Used: What type of computer equipment and other worktools are being used on the worksurface? (load capacity)
4. Use: What is the Height-Adjustable Desk being used for (individual or shared, touchdown space or full workstation, sit-to-stand or seated)?

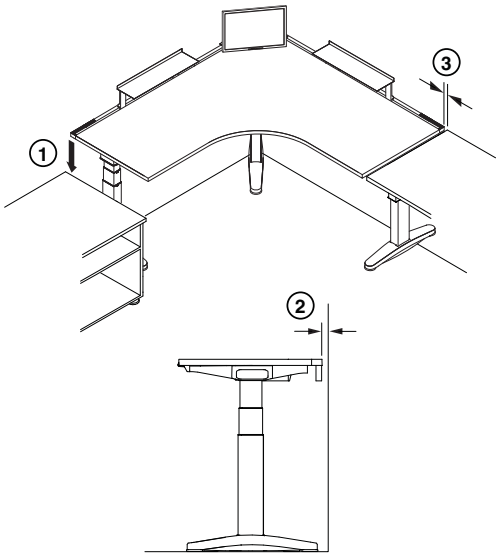

⚠WARNING

Risk of Serious Injury. If not used as intended, moving worksurfaces can pinch or injure people, or damage property.
Always follow theses Instructions:

1. Keep height-adjustment range free from obstructions above and below the worksurface.
2. Plan for a minimum 1" gap against a panel or wall.
3. Plan for a minimum 1" gap to adjacent furniture.

Tips

Obstructions
Moving worksurfaces can collide with other objects. Do not install overhead storage, stationary pedestals or components in the path of Height-Adjustable Desks.

Weight
The maximum allowable load (varies by height-adjustable desk) should be evenly distributed and must not be exceeded.

Width
Specify a minimum 1" gap to adjacent furniture. This eliminates any pinch points between a Height-Adjustable Desk and a fixed object.

Depth
When placing a Height-Adjustable Desk against a panel or wall specify the worksurface depth shorter to provide a minimum 1" gap. This eliminates pinch points and adds clearances for cable access.

Managing Technology
Design workstations with computer equipment in mind so that the height-adjustment range of the Height-Adjustable Desk is not impeded because of cables. Consider the addition of a cable riser, cable basket, or cableway to help harness these wires and cables.

Power
Plan easy and unobstructed access to electrical outlets for computer equipment and Height-Adjustable Desks (when applicable).

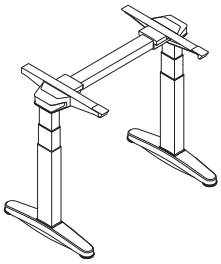

⚠WARNING

Risk of serious injury.

Bases-only warranty limitations and potential for injury: The use of worksurfaces that do not comply with the Steelcase defined criteria and limitations could cause personal injury or property damage due to pinch points, instability, or other problems, and voids all Steelcase Warranties, expressed or implied.
The use of worksurfaces that do not comply with Steelcase criteria voids any Steelcase claims of compliance with ANSI/BIFMA, UL, LEED, or other applicable requirements. The use of non-Steelcase worksurfaces on Steelcase adjustable-height bases may not be accepted as compliant to municipal electrical codes or OSHA federal workplace standards, because this use does not create an NRTL (UL, ETL, etc.) listed product. Steelcase is not responsible for the ultimate determinations of compliance for height-adjustable bases with non-Steelcase worksurface, and assumes no liability for their compliance with standards when height adjustable bases are used without a Steelcase worksurface as intended.

Worksurface Criteria and Limitations

The use of non-Steelcase worksurfaces is not recommended. Any use of a non-Steelcase worksurface requires additional investigation by the customer regarding the appropriateness for use. It is the sole responsibility of the customer to determine the suitability and safety of the selected worksurface construction and attachment means. The following information is provided as a guideline, but does not address all potential issues. Customers should seek professional guidance as to the appropriateness of their chosen worksurface.

Tips

Height-adjustable bases include fasteners intended for use with Steelcase worksurfaces. These fasteners may be suitable for worksurfaces meeting the following criteria:

- Medium-density or higher particleboard or fiberboard cores, with High- or Low-Pressure Laminates and backers.
- Thickness of 1" or greater (Bivi Height-Adjustable Desk, Ology, Migration, and Migration SE)
- Thickness of 1 3/16" or greater (Series 5 bases)
- Fasteners located a minimum distance of 1" from any edge

Bivi Tables: Basic Overview

Basic Bivi table components consist of a Trough, Leg(s), and Full Top(s).

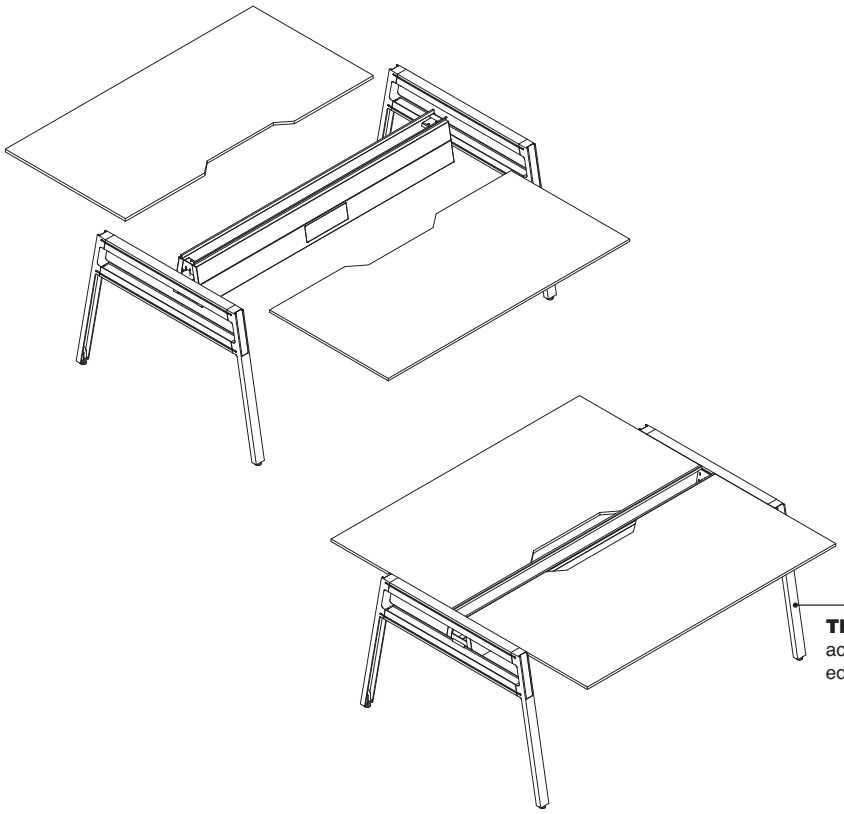

The 26½" clearance underneath Bivi tables accounts for the 2" reinforcing channel located at the front edge underneath the Bivi Top.

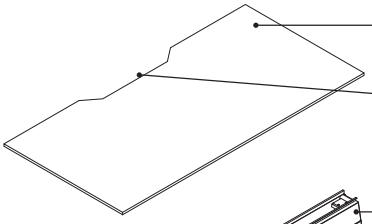

The Bivi Full Top is designed to work on all Bivi tables, Table for One, Table plus One, Table for Two, Table plus Two, and at seated or standing heights.

Cable scallop is 2¾"D x 18"W.

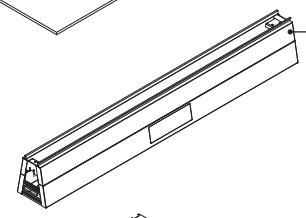

The Trough acts as the center spine to Bivi tables; it attaches to the Legs and Full Tops and provides access to power and data.

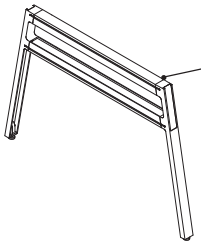

The Bivi Leg has two T-slots on either side that are the connection point for everything from Full Tops, Rumble Seat, Arch accessories, etc. with different brackets.

The Bivi Leg is designed to support all of the Bivi tables.

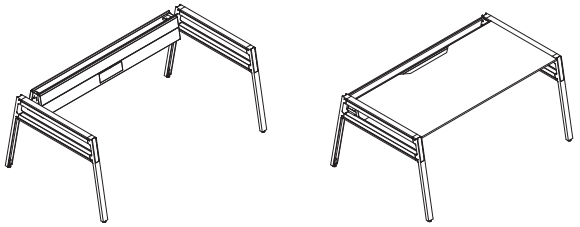

Bivi Table for One is assembled with the Trough at one end of the legs and one Full Top installed.

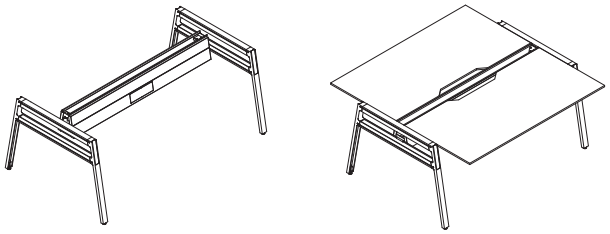

Bivi Table for Two is assembled with the Trough centered between two Legs and two Full Tops placed on either side.

How to create larger settings:

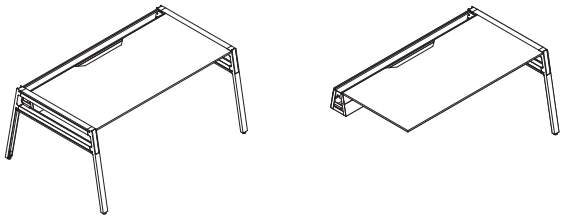

A Bivi Table plus One can be added to a Bivi Table for One by sharing the inside Leg.

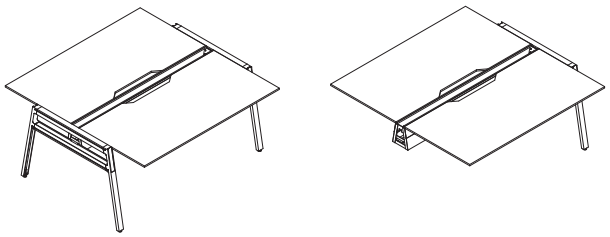

A Bivi Table plus Two can be added to a Bivi Table for Two by sharing the inside Leg.

Bivi Tables: Basic Overview, continued

How to create dual height settings:

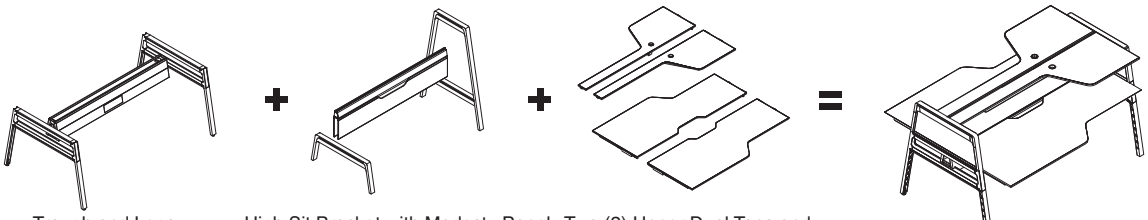

Trough and Legs | High Sit Bracket with Modesty Panel and Two (2) Arches, Tall or Short | Two (2) Upper Dual Tops and Two (2) Lower Dual Tops

How to create standing height settings:

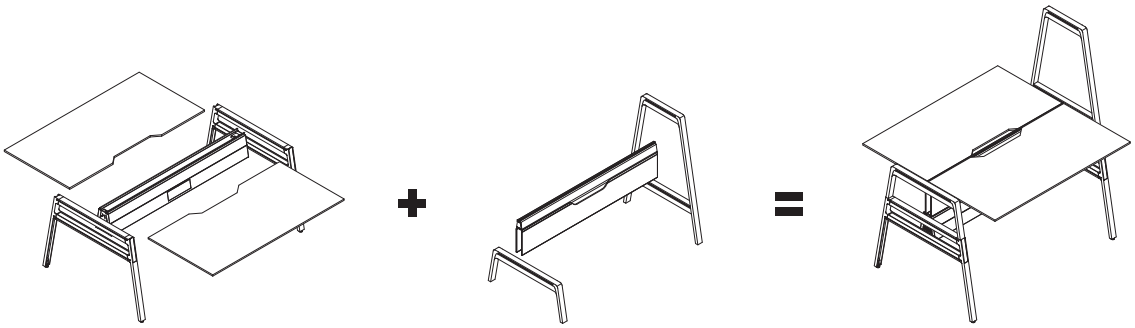

Standard Table for One or Table for Two components | High Sit Bracket with Modesty Panel and two (2) Arches, Tall or Short | High Sit/Standing Height application

How to reconfigure settings:

Bivi can be ordered as individual components (Full Top, Trough, and Legs) to create new configurations.

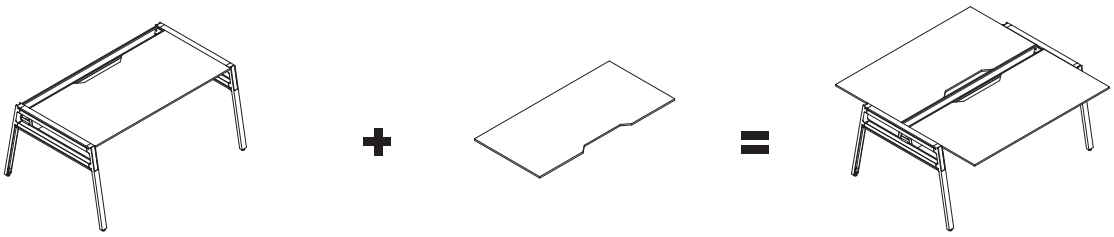

Table for One | Full Top | Table for Two

Bivi Table for One and a Full Top create a Table for Two.

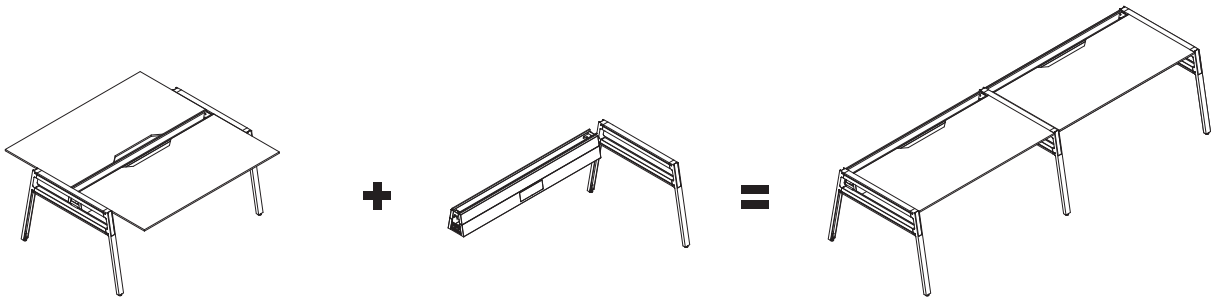

Table for Two

Trough and Leg

Bivi Table for Two, a Trough, and a Leg create a Table for One with a Table plus One.

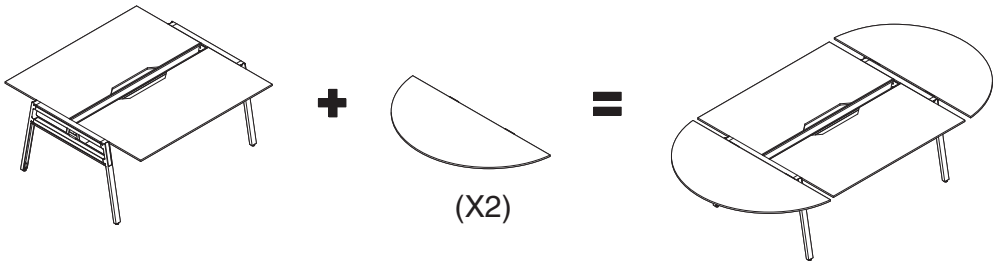

TS8TTWF
Bivi Table for Two

TS8RW
Bivi Half-Round Top

Bivi Table for Two and two Half-Round Tops create a conference table for six.

Application Guidelines

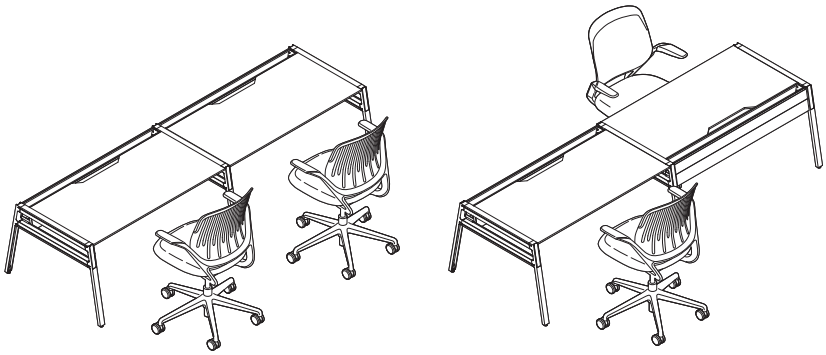

Bivi Table for One and a Table plus One can be attached with users sitting next to or across from each other.



When an architectural obstruction such as a column occurs, one Full Top can be left off.



The maximum number of Tables for Two and Tables plus Two, or Tables for One and Tables plus One, that can be connected is unlimited.
Note: Power is not unlimited. Additional power infeeds may be needed depending on the number of tables connected together.

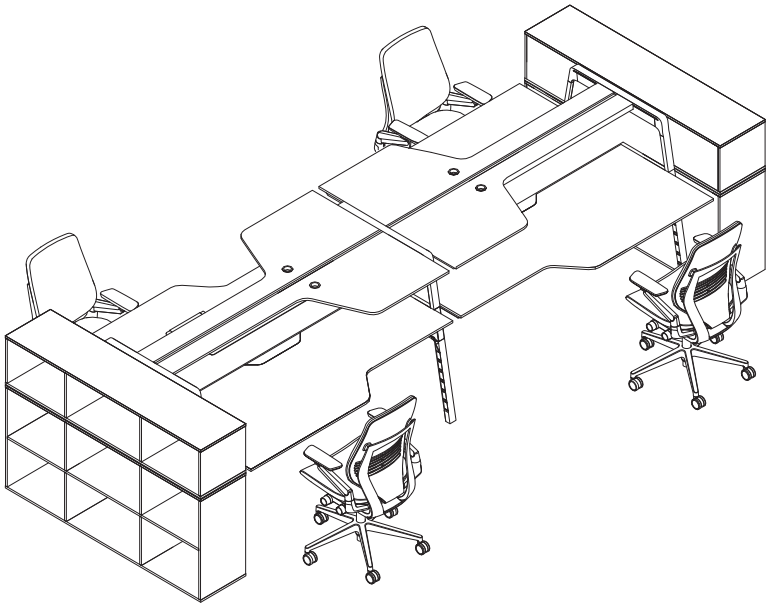

When four dual height tops are grouped in the middle of a setting, it creates a standing meeting spot for functional teams.

Application Guidelines, continued

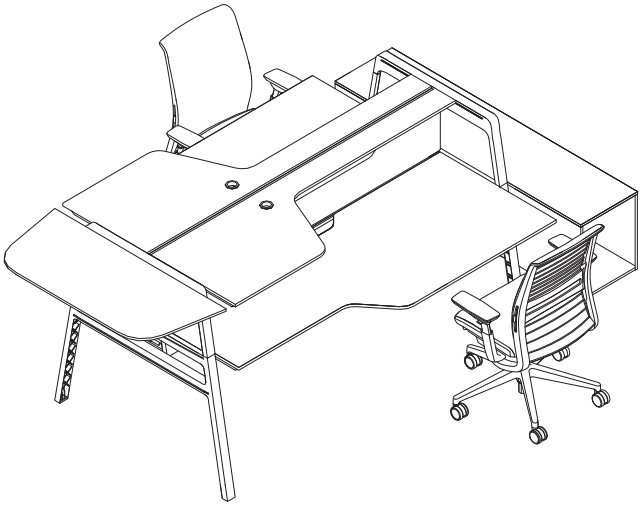

When dual height tops are planned on the end of a setting with a Mini Transaction Top, it creates an impromptu or small meeting spot.

Thought Starters

Nomad 1

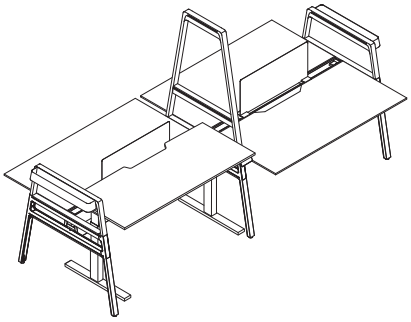

Workspaces where mobile workers can set up quickly, connect devices, and work alone or with others:
One of the spaces allows the worker to quickly set the worksurface height with an Ology height-adjustable desk at it's most convenient, comfortable, and appropriate height for the task at hand.

Quantity	Style Number	Description	Options	Page for Ordering
1	**TS8TTWF**	Bivi Table for Two	60"W	120
1	**TS8SDAF**	Bivi Table plus One	60"W	119
1	**TS8ARCH**	Bivi Arch	Tall	129
2	**TS8ARCH**	Bivi Arch	Short	129
4	**TS2HOLDER**	Bivi Holder		133
4	**TS2PLANTER**	Bivi Planter		133
2	**TS8SCREENM**	Bivi Metal Screen (table mounted)		173
1	**TS8ELTRQ**	Bivi Height-Adjustable Desk, Extended Height, 54½"W		100

Tip: When using height adjustable desks near a wall or stationary product, leave a minimum of 1" clearance on each side to avoid pinch points.

Nomad 2

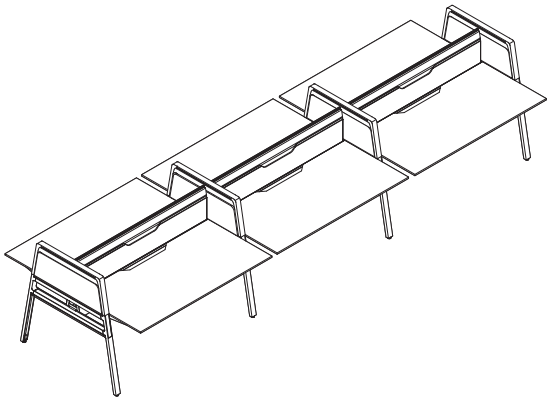

Workspaces where mobile workers can set up quickly, connect devices, and work alone or with others:
Front and side-to-side privacy elements are tackable and help to eliminate work distractions for short term focus.

Quantity	Style Number	Description	Options	Page for Ordering
1	**TS8TTWF**	Bivi Table for Two	48"W	120
2	**TS8TTAF**	Bivi Table plus Two	48"W	121
4	**TS8ARCH**	Bivi Arch	Short	129
4	**TS8ARCHFILL**	Bivi Arch Infill	Lower	135
3	**TS8HSMREV**	Bivi High Sit Bracket w/ Modesty Panel	48"W	134
1	**TS8P4IFH**	Bivi Power Infeed, Hardwire-To-Modular		154
3	**TS8PBS**	Bivi Modular Power Block, standard capacity, 4-circuit, non-PVC		147
12	**TS8PRD**	Bivi Duplex Receptacle		148
2	**TS8P4H**	Bivi Modular Harness, 4-circuit		153
6	**TS8PRCVR**	Bivi Bezel Receptacle Cover		156
6	**TS8PAREC**	Bivi Accessory Power, USB strips, rectangular	Clamp-on mount & USB ports	142
2	**TS2CTEC**	Bivi Trough End Cover		176

Resident 4

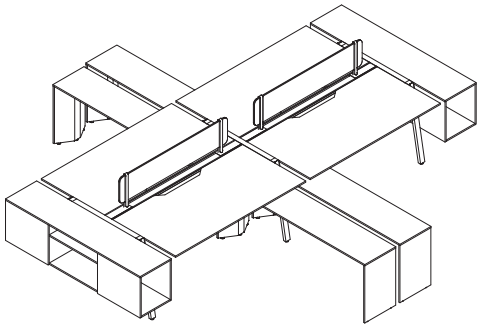

Dedicated workspaces focused on individual work:
The Campfire Slim Table creates a secondary worksurface and an extra power plug per person. The primary power solution in this setting is contained within the Bivi Trough, with desk height access, and provides three power plugs and two USB ports per person. Storage at the ends of the bench provides a place for personal items and extends the size of the workspace.

Quantity	Style Number	Description	Options	Page for Ordering
1	**TS8TTWF**	Bivi Table for Two	60"W	120
1	**TS8TTAF**	Bivi Table plus Two	60"W	121
2	**TS8ARCH**	Bivi Arch	Short	129
2	**TS8ARCHFILL**	Bivi Arch Infill	Lower	135
2	**TS2HOLDER**	Bivi Holder		133
2	**TS2PLANTER**	Bivi Planter		133
2	**TS8SCREENTREV**	Bivi Tackable Screen	13" X 48"W	174
2	**TS8TRUNK**	Bivi Trunk	Table frame attachment bracket	157
1	**TS8P4IFH**	Bivi Power Infeed, Hardwire-To-Modular		153
2	**TS8PHBC**	Bivi Modular Power Block Connector 4-circuit, non PVC		147
4	**TS8P4QUAD**	Bivi Modular Power, 4-circuit	USB ports	151
1	**TS8P4H**	Bivi Modular Harness, 4-circuit		152
2	**FPAEC1BIVI**	Eyesite single display support		181
3	**FPAEC2BIVI**	Eyesite dual display support		181
4	**TS4TPST**	Campfire Slim Table		296

Functional Team 1

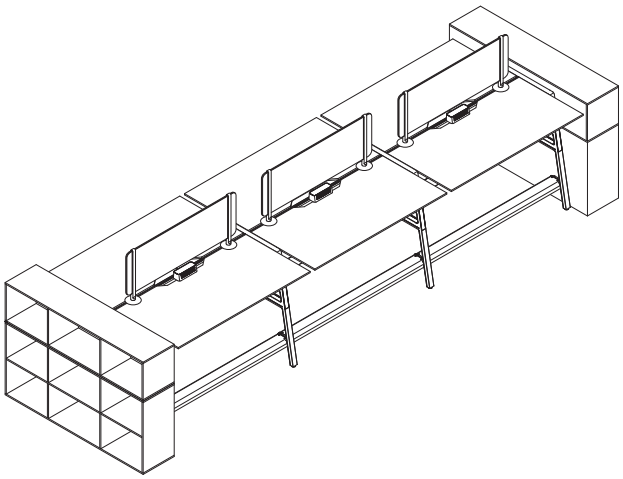

Collaborative setting with individual workspaces and storage for workers from the same department:
End storage keeps shared materials nearby, and applications support standup collaboration. Footshelf is available for foot support when standing and user has convenient access to power and USB ports. The 2" gap between tops provide visual boundaries.

Quantity	Style Number	Description	Options	Page for Ordering
1	**TS8TTWF**	Bivi Table for Two	48"W	120
2	**TS8TTAF**	Bivi Table plus Two	48"W	121
4	**TS8ARCH**	Bivi Arch	Short	129
4	**TS8ARCHFILL**	Bivi Arch Infill	Lower	135
3	**TS8HSMREV**	Bivi High Sit Bracket with Modesty Panel	48"W	134
6	**TS8FSL**	Bivi Lower Footshelf	48"W	167
1	**TS8P4IFH**	Bivi Power Infeed, Hardwire-To-Modular		153
3	**TS8PHBC**	Bivi Modular Power Block Connector, 4-circuit		147
12	**TS8PRD**	Bivi Duplex Receptacle		148
2	**TS8P4H**	Bivi Modular Harness, 4-circuit		152
6	**TS8PAREC**	Bivi Accessory Power Data, USB strips, rectangular	Clamp-on mount & USB ports	142
3	**TS8SCREENTREV**	Bivi Tackable Screen	19"H X 36"W	174

Functional Team 2

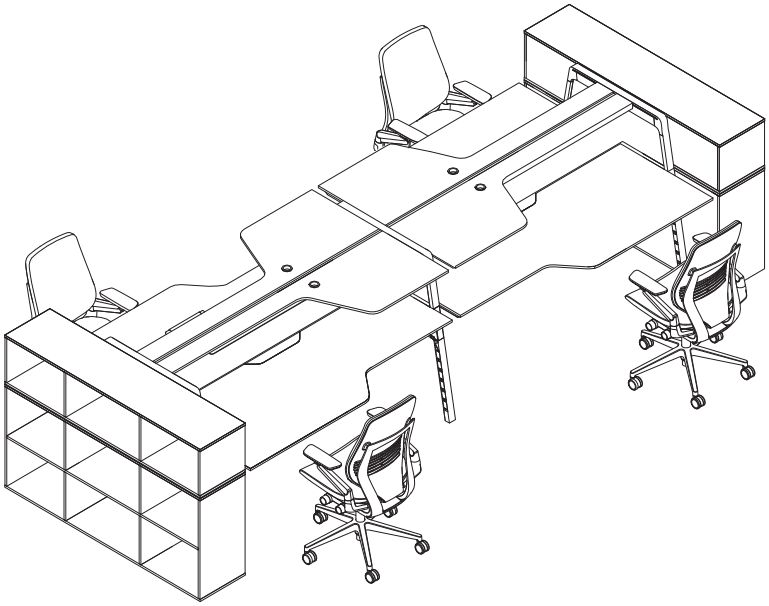

Dedicated workspaces for a functional team, each team member has a focus zone with privacy elements that help to reduce visual distractions. The upper secondary tops act as a quick meeting space for the team or simply allow individuals to change posture throughout the day, contributing to well being in the office. Depots anchor each side to provide additional visual privacy and a place for storage.

Quantity	Style Number	Description	Options	Page for Ordering
2	**TS8RPCT**	Bivi Trough	72"W	169
3	**TS8RPBSL**	Bivi Leg		170
3	**TS8ARCH**	Bivi Arch	Short	129
3	**TS8ARCHFILL**	Bivi Arch Infill	Lower	135
2	**TS8HSMREV**	Bivi High Sit Bracket with Modesty Panel	72"W	134
2	**TS8DHSET**	Bivi Dual Top Set	72"W, Right-Hand Lower/ Left-Hand Upper	128
2	**TS8DHSET**	Bivi Dual Top Set	72"W, Left-Hand Lower/ Right-Hand Upper	128
2	**TS8DEPOT**	Bivi Depot	3 High	159

Functional Team, includes Meeting Space

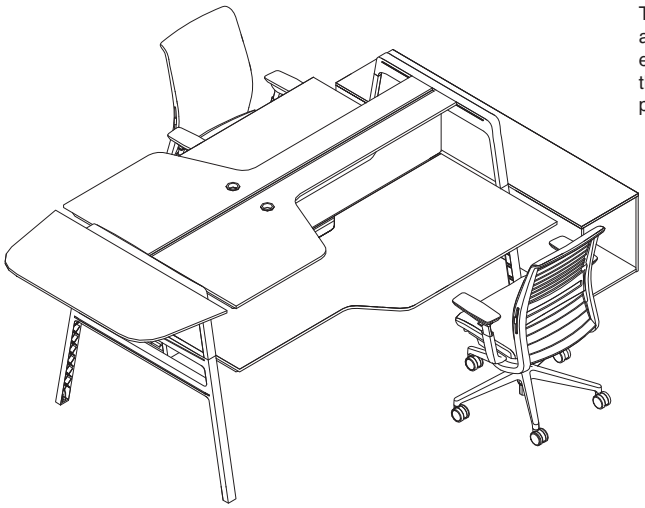

This setting for a team of two provides each individual with a focus zone and a standing-height meeting space on the end to share ideas and meet with other team members as the need arises. The Trunk on one end provides storage for personal items.

Quantity	Style Number	Description	Options	Page for Ordering
1	**TS8RPCT**	Bivi Trough	72"W	169
2	**TS8RPBSL**	Bivi Leg		170
2	**TS8ARCH**	Bivi Arch	Short	129
2	**TS8ARCHFILL**	Bivi Arch Infill	Lower	135
1	**TS8HSMREV**	Bivi High Sit Bracket with Modesty Panel	72"W	134
1	**TS8DHSET**	Bivi Dual Top Set	72"W, Right-Hand Lower/ Left-Hand Upper	128
1	**TS8DHSET**	Bivi Dual Top Set	72"W, Left-Hand Lower/ Right-Hand Upper	128
1	**TS8TRUNK**	Bivi Trunk	Table Frame Attachment Bracket	157
1	**TS8DHTT**	Bivi Mini Transaction Top		166

Meeting Space 1

Team meeting space for project teams or impromptu meetings: Tall Arches define space and eliminate distractions. There is easy access to power for shared monitors and personal powering needs. Standing height provides seamless sharing with continued eye-to-eye contact, whether a coworker is sitting in a stool or standing.

Quantity	Style Number	Description	Options	Page for Ordering
1	**TS8TTWF**	Bivi Table for Two	60"W	120
1	**TS8TTAF**	Bivi Table plus Two	60"W	121
2	**TS8ARCH**	Bivi Arch	Tall	129
2	**TS8ARCHFILL**	Bivi Arch Infill	Upper	135
2	**TS8ARCHFILL**	Bivi Arch Infill	Lower	135
2	**TS8HSMREV**	Bivi High Sit Bracket W/ Modesty Panel	60"W	134
4	**TS8FSL**	Bivi Lower Footshelf	60"W	167
2	**TS2HOLDER**	Bivi Holder		133
2	**TS2PLANTER**	Bivi Planter		133
1	**TS8P4IFH**	Bivi Power Infeed, Hardwire-to-Modular		153
2	**TS8PBS**	Bivi Modular Power Block, standard capacity, 4-circuit, non-PVC		151
8	**TS8PRD**	Bivi Duplex Receptacle		148
1	**TS8P4H**	Bivi Modular Harness, 4-circuit		152
4	**TS8PRCVR**	Bivi Bezel Receptacle Cover		156
4	**TS8PAREC**	Bivi Accessory Power, USB strips, rectangular	Clamp-on mount & USB ports	142
2	**TS2CTEC**	Bivi Trough End Cover		176

Lounge Bench, Meeting Space 2

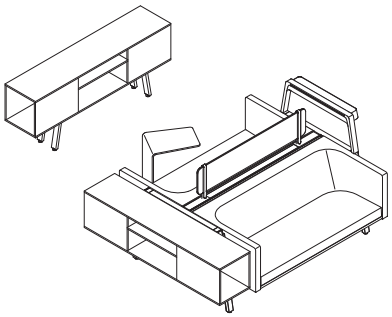

Small meeting space in a casual lounge environment: Freestanding trunk holds a monitor for information sharing and Campfire Personal Table can be used for a writing surface or to hold laptops. Secondary Rumble Seat allows additional lounge seating.

Quantity	Style Number	Description	Options	Page for Ordering
1	**TS8RPCT**	Bivi Trough	60"W	169
2	**TS8RPBSL**	Bivi Leg		170
1	**TS8ARCH**	Bivi Arch	Short	129
1	**TS8SCREENTREV**	Bivi Tackable Screen	48"W, Trough mounted	174
2	**TS8RS**	Bivi Rumble Seat	Table frame attachment bracket	136
2	**TS8TRUNK**	Bivi Trunk	Table frame attachment bracket	157
1	**TS8TRUNK**	Bivi Trunk	Freestanding Legs	157
1	**TS2HOLDER**	Bivi Holder		133
1	**TS2PLANTER**	Bivi Planter		133
1	**TS4TWP**	Campfire Personal Table		294

Lounge Meeting Space 3

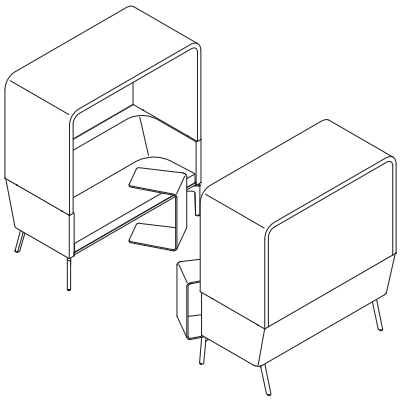

Small meeting space in a casual lounge environment: Rumble Seats with Hoodies provide a semi-private meeting area, or can be used for individual focus in a lounge setting. Campfire Personal Tables can be used for a writing surface or to hold laptops.

Quantity	Style Number	Description	Options	Page for Ordering
2	**TS8RS**	Bivi Rumble Seat	Freestanding Legs	136
2	**TS3RSH**	Bivi Hoodie	Table frame attachment bracket	139
2	**TS4TWP**	Campfire Personal Table		294

Grain Direction

The appearance of laminate may change slightly depending on the angle from which it is viewed. This natural phenomenon is called polarization, and it can be seen on natural veneer, and to a lesser extent on composite veneer. Polarization is often noticed on worksurfaces installed at a 90º angle with each other. Please refer to the following illustration for an understanding of grain direction on your installation.

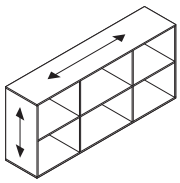

Depot, 2 High, and 3 High

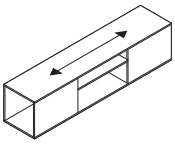

Trunk

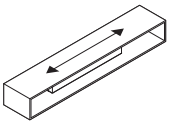

Side Storage

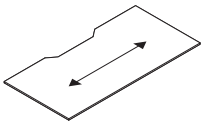

Full Tops

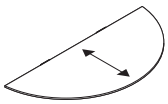

Half-Round Top

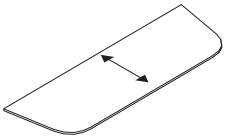

Transaction Top

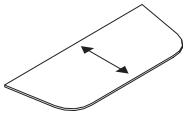

Mini Transaction Top

Bivi Height-Adjustable Desk

Bivi Height-Adjustable Desk is optimized to work with the Bivi desking system multi-functional frame, and works alone as a freestanding solution. Bivi Height-Adjustable Desk supports wellbeing at work by allowing users to move between seated and standing postures.
▶Specifying, pages 100 and 104

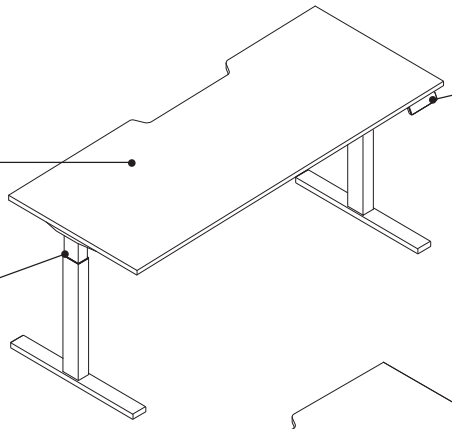

Top has a wood core with a Low-Pressure Laminate, High-Pressure Laminate, or wood veneer surface, and is 1" thick.

Internal motors with electronic synchronization drive.

Push button controller adjusts height at a rate of 1 3/10" per second. Two options are available in up/down or 4 digital pre-set.

The basic height-adjustable base adjusts from 28 3/10"–46 9/10" in any increment.

The extended height-adjustable base adjusts from 22 3/5"–48 7/10" in any increment.

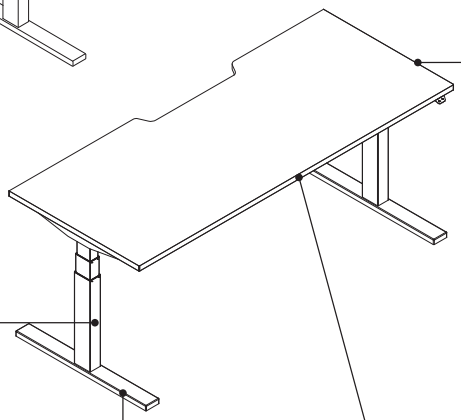

Back and side edges are available in 1 mm plastic edge band that defaults to match Low-Pressure Laminate and High-Pressure Laminate, and wood for veneer, with flat edge profile.

Base supports a maximum distributed weight capacity of 250 pounds.
Tip: When calculating lifting capacity, subtract the weight of the worksurface.
▶See page 44 for worksurface weights.

Legs are in a T-leg configuration with squared edge feet with the front and back edge flush to the floor.

Leveling glides adjust ½" when desk is installed on uneven floors.

User edge is available in 3 mm plastic edge band that defaults to match Low-Pressure Laminate and High-Pressure Laminate, and wood veneer, with flat or knife edge profile.

Straight Screen provides a privacy/modesty element for Height-Adjustable Desks. All Bivi Height-Adjustable Desk Screen versions can be used on Height-Adjustable Desks, Ology, Migration, Migration SE, Elective Elements, Universal tables, and turnstone Simple Tables.
▶Specifying, page 112.

Straight Screens are available in one height: 19"H. Straight Screens are designed to have 6" opening on each back edge.

Straight Screens are available in seven widths: 30"W, 42"W, 48"W, 54"W, 60"W, 66"W, and 72"W. Parametric widths are available between 30"– 72"W.

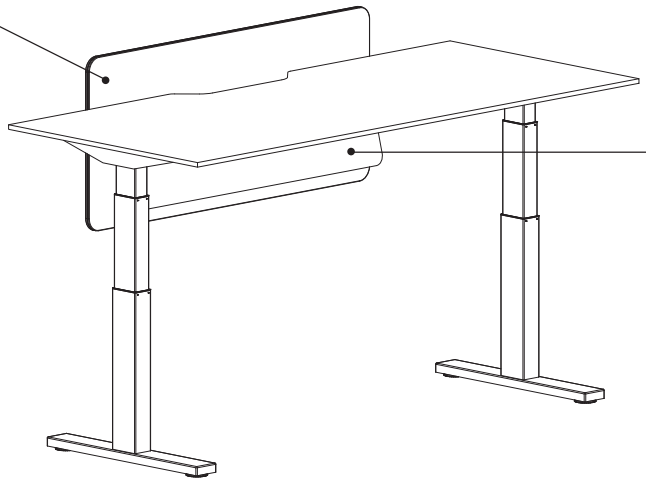

Soft Cable Drop, ordered separately, ships with two utility hooks that attach to the underside of the Height-Adjustable Desks. With a slight teardrop shape, the Soft Cable Drop is a simple way to route cords and cables. It comes in one size; 36"W x 11"H.

Soft Cable Drop is felted PET and will stretch and conform, dependent on the weight of the cords stored.

90° Screens are designed to have 6" open on the back edge. They are available in five modular widths (36½"W, 48½"W, 54"W, 60½"W, and 66"W) to align with the Bivi Height-Adjustable widths (42½"W, 54½"W, 60"W, 66½"W, and 72"W). Parametric widths are also available between 30½"W–70"W to align with the Bivi Height-Adjustable parametric widths (46"W–70"W).
Tip: The width of the screen is determined by the work-surface width specified.

The side panels are available in 16"D and 21"D.

90° and Wrap Screens are another Height-Adjustable Desk Screen option to provide privacy/modesty. Modular sizes align with Bivi Height-Adjustable Desk sizes and parametric width option as well. Hinge material at the corner can be selected in a neutral or pop of color.

Bivi Height-Adjustable Screens are 19"H with 5" above the worksurface, providing a tackable surface, and 13" below the worksurface for modesty.

When ordering a 90° Screen, selecting the correct hand is important. Handedness is assigned from the user position when the 90° screen is mounted.

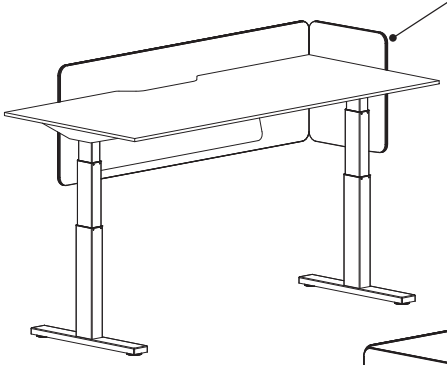

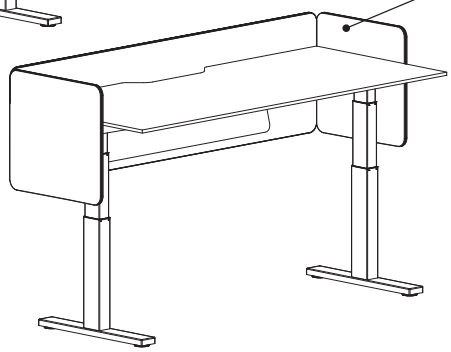

Wrap Screens are available in five modular widths (42½"W, 54½"W, 60"W, 66½"W, and 72"W) to align with the Bivi Height-Adjustable widths (42½"W, 54½"W, 60"W, 66½"W, and 72"W). Parametric widths are also available between 42½"W–76"W to align with the Bivi Height-Adjustable parametric widths (42½"W–76"W.).
Tip: The width of the screen is determined by the work-surface width specified.

The side panels are available in 16"D and 21"D.

▶**Bivi Height-Adjustable Desk,** continued

Bivi Height-Adjustable Desk, continued

Product Details

Low-Pressure Laminate and High-Pressure Laminate Desks

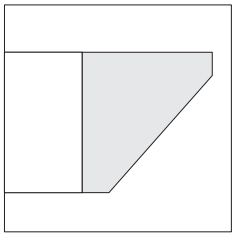

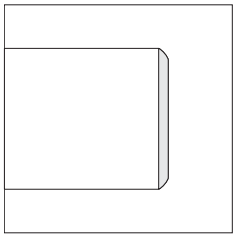

Front (user's) edge is in PVC-free, 3 mm with a flat edge profile or an option for knife edge profile.

Front knife edge profile does not accept clamp-on accessories such as accessory power.

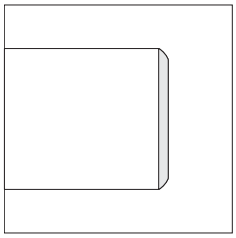

Back and side edges are PVC-free, 3 mm with a flat edge profile.

High-Pressure Laminate edge profile finishes are specified separately from laminate color.

Square corners are standard and have 90˚ corners on all four sides.

Wood Veneer Desks

Front (user's) edge is wood veneer with a 3 mm square radius.

Back and side edges are PVC-free, 3 mm with a flat edge profile.

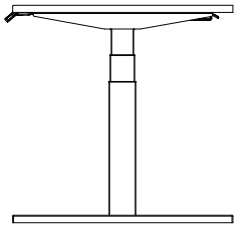

T-leg configuration is available in 24"/25", 29"/30", and 35"/36" depth options.

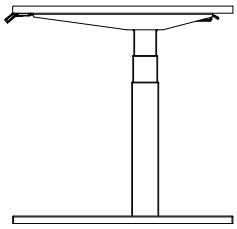

C-leg configuration is available in a 29"/30" depth option to maximize leg clearance below.

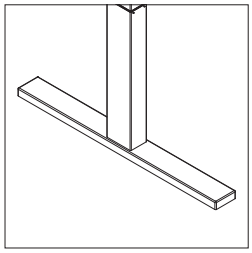

Square-edge foot style offers a squared front and back edge flush to the floor. The glide adjustments on this foot are 1/2".

Height Saver Caster Foot is available as an option on T-Leg Desks with 29"/30"D. This style foot offers 50 mm casters without changing the height range of the desk.

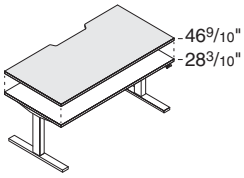

Bivi basic Height-Adjustable Desk adjusts from 28 3/10"–46 9/10" in any increment.

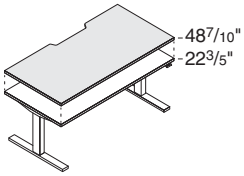

Bivi extended Height-Adjustable Desk adjusts from 22 3/5"–48 7/10" in any increment.

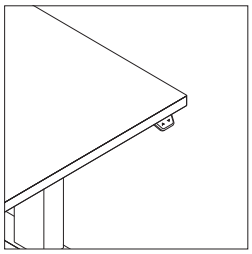

Up/down controller is available as an option and easily adjusts height of desk, at a rate of 1 2/3" per second, by simply pushing the up and down arrows.

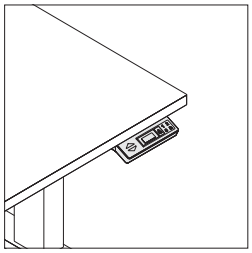

4 pre-set programmable controller is available as an option. It allows users to set the seated and standing height positions, or pre-set heights for multiple users. When activated, the digital display will show the height of the desk.

Obstruction sensing technology is standard with all Bivi Height-Adjustable Desks. The worksurface will backtrack when it makes contact with an object.

Desk sizes are listed in actual dimensions to allow for 1" gap to adjacent furniture/objects, eliminating any pinch points.
Tip: When using Height-Adjustable Desks near a wall or stationary product, leave a minimum of 1" clearance on each side to avoid pinch points.

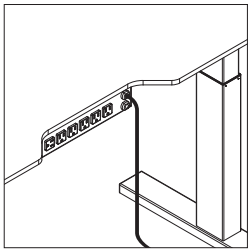

Under Worksurface Utility Power installs underneath height-adjustable desk, and is a black steel box with optional four or six outlets.

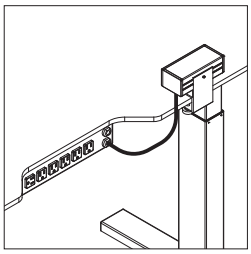

Under Worksurface Utility and Clamp-on Accessory Power install below and above the worksurface and have optional power configurations:
- 3 power
- 2 power, 1 USB-A
- 2 power, 1 USB-C (18W), 1 USB-A
- 2 power, 1 USB-C (60W)

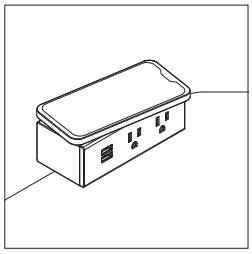

Under Worksurface Utility and Clamp-on Accessory Power with Qi Wireless Charging charges cell phones by setting on top of the accessory power which is installed below and above worksurface and comes in one power configuration:
- 2 power, 1 USB-A, Qi Wireless Charging

All Bivi Height-Adjustable Desk Power features optional tamper resistance, 6', 9', and 10' cord length options, and standard plastic or optional PVC-free braided cotton cords with solid and pattern choices.

Utility Hook installs underneath Height-Adjustable Desk on the right side or left side of user to hold laptop bags, backpacks, etc.
Weight limit: 20 pounds.

Straight Screens to maintain a full width with minimal opening on each table side:
- 42 1/2"W table = 42"W screen
- 54 1/2"W table = 54"W screen
- 60"W table = 60"W screen
- 66 1/2"W table = 66"W screen
- 72"W table = 72"W screen

Wiring & Cabling

Electric motor adjusts at 1 3/10" per second. Motor is 24V DC and includes a 9' power cord. Motor also has 0.3W standby power.

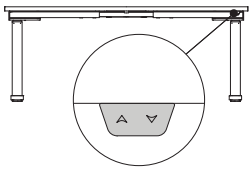

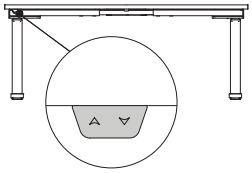

Controller can be mounted on either the left- or right-hand side of the top and is field-installed.

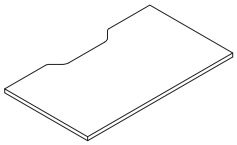

Scallops come standard on Bivi tops for clamp-on monitor mounts and to allow cords and plugs to pass behind and route into the Soft Cable Drop when present.

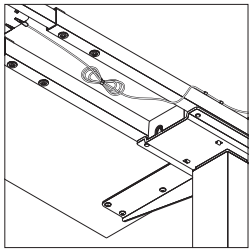

Cable management includes clips and ties that ship with the Bivi Height-Adjustable Desk to help manage desk cables.

Surface Materials

Low-Pressure Laminate and High-Pressure Laminate Desks

- Low-Pressure Laminate
- High-Pressure Laminate
- Open Line Laminate (option)

A program including non-Steelcase laminates which are suitable for use on Steelcase products

▶See *Surface Materials Reference Manual.*

3 mm edge profile
- Plastic

Wood Veneer Desks

- Wood veneer (standard)
- Customiz stain (option)
- Full-fill finish (option)

3 mm edge profile
- Wood veneer to match desk

Height-adjustable base
- 4799 Platinum Metallic
- 7207 Black
- 7241 Arctic White
- 7360 Merle

Under Worksurface Utility with Clamp-on Accessory Power
- 6000 Black
- 6009 Arctic White
- 6BD1 Aubergine
- 6BD2 Peacock
- 6BD3 Jungle
- 6BD4 Merlot
- 6BD5 Honey
- 6BD6 Lagoon
- 6BD7 Saffron

Standard plastic cords
- White
- Black

Straight, 90°, and Wrapp Screens
- Fabric

90° and Wrapp Screen Hinge
- 5JG0 Black
- 5JG2 Taupe
- 5JG3 Silver
- 5JG5 Red
- 5JG6 Pacific Blue
- 5JG7 Green

Braided cotton cords: option in solid of pattern
- 9005 Arctic White
- 9007 Sterling
- 9009 Black
- 9011 Seagull
- 9014 Black/White Stripe
- 9015 White/Seagull Stripe
- 9016 Black/White Chevron
- 9017 Black/Sterling Chevron

Soft Cable Drop
- P631 Dark Heather Grey

Application Topics

Tips when planning Bivi frames with a Height-Adjustable Desk

Bivi frames come in 48", 60", or 72" widths. They are measured from the center of one leg to the center of the next, with an inside width 2" smaller than the workstation size. For example, a 60" Bivi frame has an inside measurement of 58".

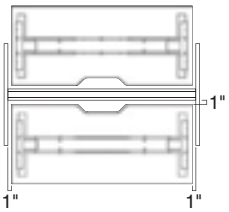

BIFMA safety guidelines require a minimum of 1" clearance between Height-Adjustable Desk and adjacent furniture.

Height-Adjustable Desk parallel to the frame without screens:
- 48" Bivi frames require the use of a 44" wide or smaller HAD
- 60" Bivi frames require the use of a 56" wide or smaller HAD
- 72" Bivi frames require the use of a 68" wide or smaller HAD

Height-Adjustable Desk parallel to the frame with screens:
- 48" Bivi frames require the use of a 42½" wide or smaller HAD
- 60" Bivi frames require the use of a 54½" wide or smaller HAD
- 72" Bivi frames require the use of a 66½" wide or smaller HAD

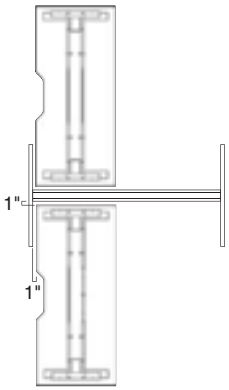

Height-Adjustable Desk can be any width when perpendicular to the frame.

Moving desks can collide with other components. Do not install overhead storage, desk-height power, or desk accessories in the path of Height-Adjustable Desk.

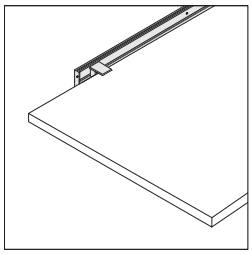

SOTO rail and SlatRail mount to desks to support worktools, freeing up desk space.

▶See *Steelcase Worktools Specification Guide.*

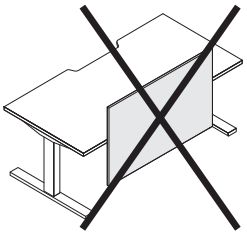

Universal boundary screens are not permitted on Height-Adjustable Desks, as they do not pass minimum safety requirements, which could result in the desk tipping over.

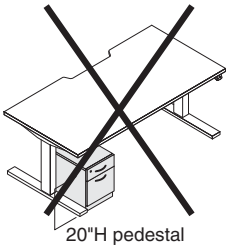

On extended height-adjustable desks, any storage higher than 18 3/10" will impede height range on desk. On basic height-adjustable desks, any storage higher than 24" will impede the height range on the desk.

All assemblies meet or exceed ANSI/BIFMA standards.

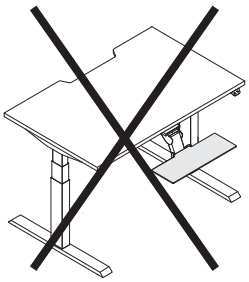

Keyboard assemblies are not allowed on Height-Adjustable Desks. They do not meet minimum safety requirements.

⚠WARNING

Read base only warranty limitations.

▶See page 21 for *Workstation Design Guidelines and Requirements.*

Bivi Height-Adjustable Desk, continued

Installation

Desks ship with pre-drilled holes for mounting bases.

Height-adjustable base requires attachment to the worksurface.

Base supports a maximum distributed weight capacity of 250 pounds.
Tip: When calculating lifting capacity, subtract the weight of the worksurface.

Base supports a maximum distributed weight capacity of 250 pounds.
Tip: When calculating lifting capacity, subtract the weight of the worksurface.

Desk Weight

T-Leg

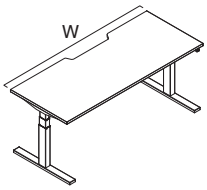

C-Leg

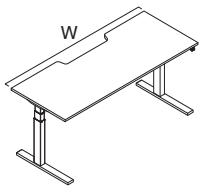

Tip: C-Leg only available in 29" or 30"D.

	W	D	Worksurface Weight
Rectangular— 24" or 25"D	46"	24" or 25"	30 lb
	52"	24" or 25"	34 lb
	58"	24" or 25"	38 lb
	64"	24" or 25"	42 lb
	70"	24" or 25"	46 lb
	76"	24" or 25"	51.8 lb
Rectangular— 29" or 30"D	46"	29" or 30"	38 lb
	52"	29" or 30"	43 lb
	58"	29" or 30"	48 lb
	64"	29" or 30"	53 lb
	70"	29" or 30"	58 lb
	76"	29" or 30"	62.6 lb
Rectangular— 35" or 36"D	46"	35" or 36"	46 lb
	52"	35" or 36"	52 lb
	58"	35" or 36"	58 lb
	64"	35" or 36"	64 lb
	70"	35" or 36"	70 lb
	76"	35" or 36"	75.5 lb

Screen Size Guidelines

Bivi Straight Screen and Height-Adjustable Desk Size Guidelines

Tip: 6" open on each back edge is recommended.

Height-Adjustable Desk Width

Screen Width	42½"W	54½"W	60"W	66½"W	72"W
30"W					
42"W					
48"W					
54"W					
60"W					
66"W					
72"W					

Bivi 90° Screen and Height-Adjustable Desk Size Guidelines

Tip: 6" open on each back edge is recommended.

Height-Adjustable Desk Width

Screen Width	42½"W	54½"W	60"W	66½"W	72"W
36½"W					
48½"W					
54"W					
60½"W					
66"W					

Bivi Wrap Screen and Height-Adjustable Desk Size Guidelines

Height-Adjustable Desk Width

Screen Width	42½"W	54½"W	60"W	66½"W	72"W
42½"W					
54½"W					
60"W					
66½"W					
72"W					

Legend

- Recommended
- Not recommended
- Not allowed

Bivi Height-Adjustable Desk Bundle

Bivi Height-Adjustable Desk Bundle offers optional screen, power, and cable management accessories for a fully featured height-adjustable desk specified with a single style number.

▶ Specifying, page 115

Tip: Illustration shows Under Worksurface Utility Power and Clamp-On Accessory Power. This optional accessory is not included with the base price.

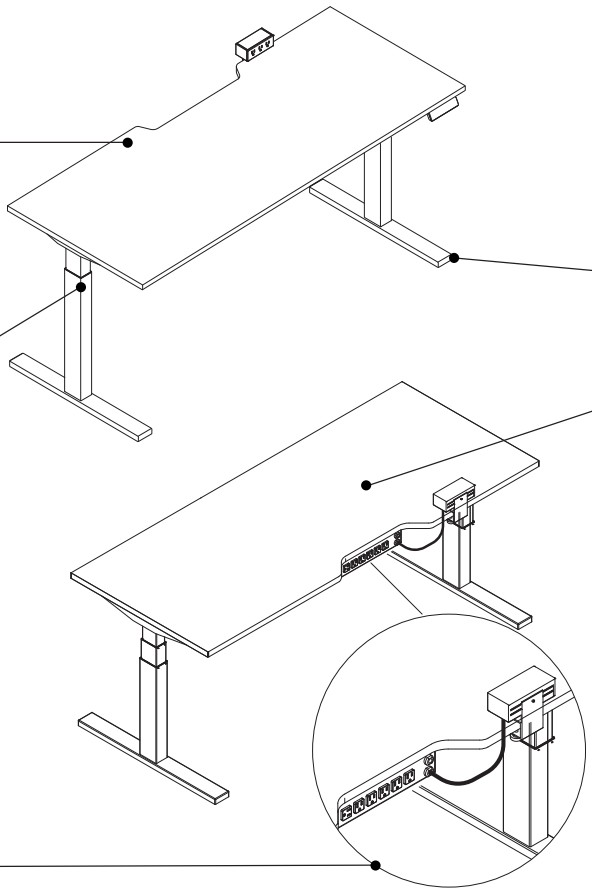

Worksurfaces are 1" thick and feature a back scallop for routing cords and clamp-on accessories. Optional knife-edge on the front of the worksurface to mimic a lightweight ½" thick top. Available in Low-Pressure and High-Pressure Laminate.

Bases are available in basic height range 28 3/10" to 46 9/10" and extended height range 22 3/5" to 48 7/10". Base supports a maximum distributed weight capacity of 250 pounds.

Height Saver Caster foot style is optional on T-Leg Desks and Bundles with 29" or 30"D. This foot style offers 50 mm casters without changing the height range of the desk.

Square-edge foot style is standard.

Under Worksurface Utility Power installs underneath height-adjustable desks. A black steel box with optional four or six outlets.

Under Worksurface Utility and Clamp-on Accessory Power is hardwired to the under worksurface utility power in the factory for a simple one-cord out solution. The clamp-on accessory power has optional power configurations:

- 3 power
- 2 power, 1 USB-A
- 2 power, 1 USB-C (18W), 1 USB-A
- 2 power, 1 USB-C (60 W)

Product Details

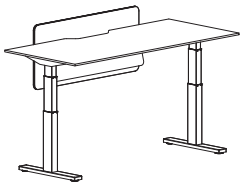

Soft Cable Drop is made with felted PET, a material made from recycled plastic bottles. With a slight tear-drop shape, the Soft Cable Drop is a simple way to route cords and cables. It comes in one size, 36"W x 11"H; and one color, P631 Dark Heather Grey.

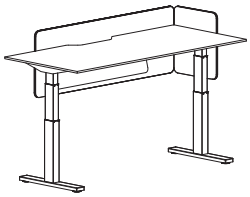

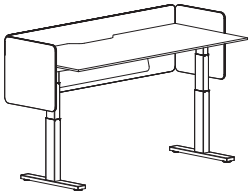

Straight, 90°, and Wrap Screens provide a privacy/modesty element for height-adjustable desks. Screens have an overall height of 19"H with 5" above the worksurface, and 13" below the worksurface for modesty. The side panels are available in 16"D and 21"D.

90° and Wrap Screens have corner hinge(s):

- 5JG0 Black
- 5JG2 Taupe
- 5JG3 Silver
- 5JG5 Red
- 5JG6 Pacific Blue
- 5JG7 Green

When ordering a 90° Screen, selecting the correct hand is important. Handedness is assigned from the user position when the 90° Screen is mounted.

Tables

Table for One, Table plus One, Table for Two, and Table plus Two Overview

Bivi Table for One comes standard with a Cable Trough, two Legs, and a Full Top. Bivi Table plus One comes standard with a Cable Trough, one Leg, and a Full Top.
▶ Specifying, page 118

Bivi Table for Two comes standard with a Cable Trough, two Legs, and two Full Tops. Bivi Table plus Two comes standard with a Cable Trough, one Leg, and two Full Tops.
▶ Specifying, page 120

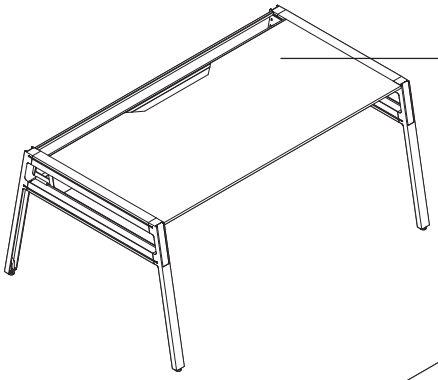

Full Top is 1/2" thick with edge to match laminate color.

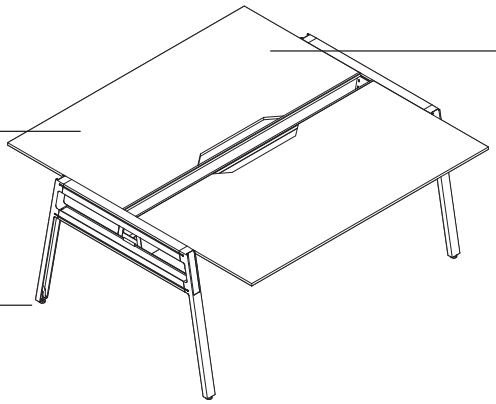

Height of Bivi Full Tops to floor is 28 1/2".

Table for Two and plus Two Tops depths are 22 1/2" or 28 1/2" and are available in widths of either 48"W, 60"W, or 72"W.

Leveling glides have 1 1/2" adjustability range to install tables on uneven floors.

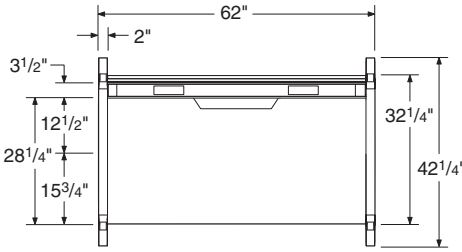

Table for One

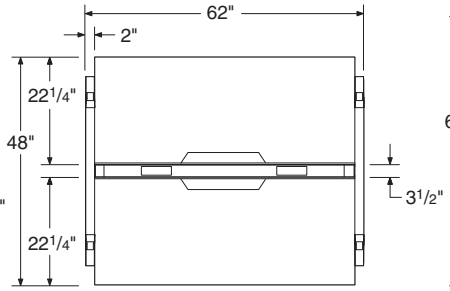

48" Table for Two

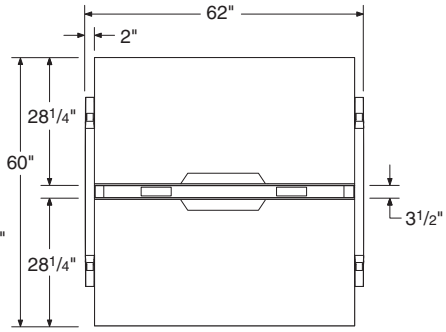

60" Table for Two

Actual Dimensions

	Table for One	Table plus One	Table for Two	Table plus Two	Full Top
Depth	42 1/4"	42 1/4"	48" or 60"	48" or 60"	19 1/2", 22 1/2", or 28 1/2"
Width	50" or 62"	48" or 60"	50", 62", or 74"	48", 60", or 72"	46", 58", or 70"
Height	28 1/2"	28 1/2"	28 1/2"	28 1/2"	2"
Worksurface Thickness	1/2"	1/2"	1/2"	1/2"	1/2"

Product Details

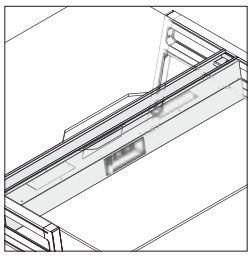

Cable Troughs are used to hold power, wires, and blocks. Each Cable Trough has four areas for power. Two areas are in the floor of the Trough and one on each side. The power locations on the side of the Cable Trough have knock-outs that can be removed if power in these locations is desired for four-circuit power components.

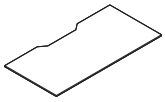

Bivi Full Tops are available in three widths – 48"W, 60"W, and 72"W. The Bivi Full Top can be ordered as a separate component.

Bivi Full Tops are available in three nominal depths – 21"D, 24"D, and 30"D.

Cable scallops allow cords and plugs to pass behind the Full Top.

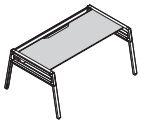

21"D and 24"D nominal Full Tops are not offered on Table for One or plus one due to the misalignment with the leg; it creates an undesirable visual and corner.

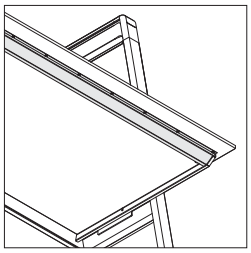

Full Tops have a reinforcing channel that runs along the front of the top. The Full Top cantilevers install in the Bivi Leg and tie into the reinforcing channel creating a steel under structure for added strength.

Connections

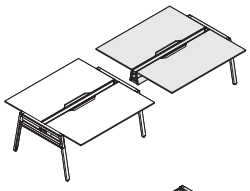

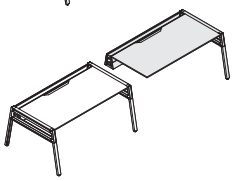

Plus tables come with one leg and adjustable glides with a 1 1/2" range. Tables can be connected to an existing table in order to create a benching application. Two tables share one leg.

Weight Capacities

Table for One: 200 pounds.

Table for Two: 400 pounds.

Surface Materials

Full Tops

- Low-Pressure Laminate, High-Pressure Laminate, and wood veneer

Legs, Cable Trough, and Full Top Attachment Brackets

- Paint

Team Table

Bivi Team Tables provide a highly functional, fully featured conference table with the Media Support System, Foot Support System, and space for 4-10 people.
▶ Specifying, page 122

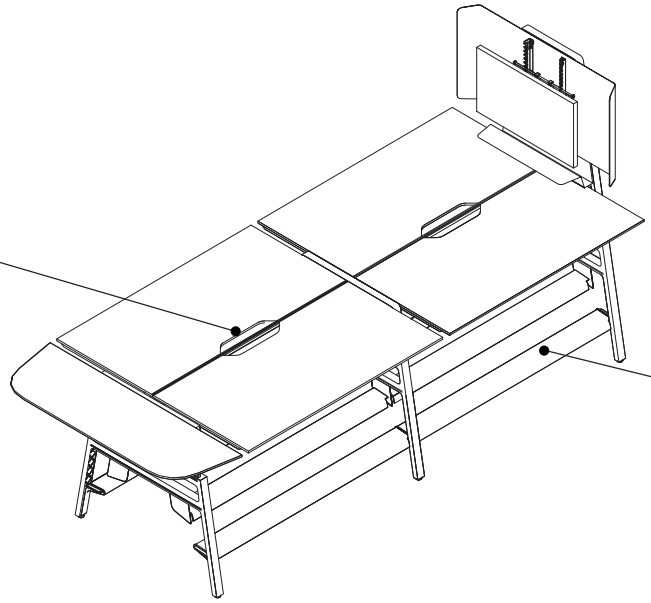

One Circuit Plug and Play Power can be optioned on as an easy to install, convenient power solution with 16 power, or 12 power and 4 USB. Additional power available through specification.

Foot Support System provides the user with multiple postures while promoting ergonomic wellbeing and active standing.

Transaction Top utilizes the space at the end of an application to create a collaboration space, providing a place for two additional people.

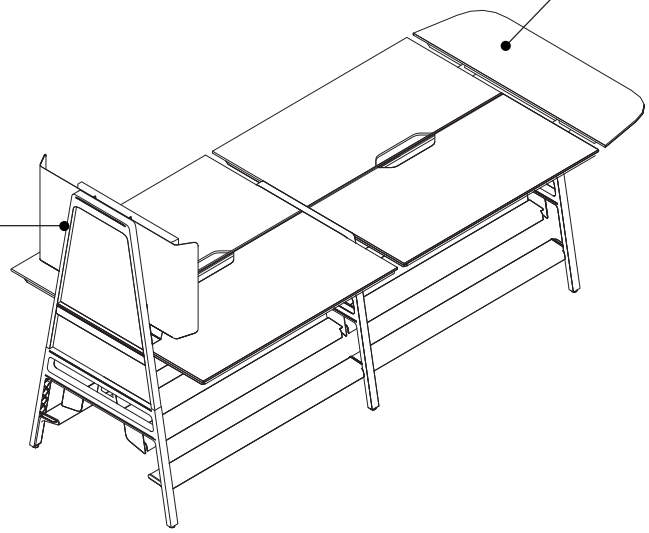

Media Support System makes it easy to share digital information quickly and transparently. It is compatible with monitors 32"-43" and can support up to 50 pounds.

Size Recommendations

Team Table Size	Recommended Number of People	Total Table Width
48" Team Table	6 People	114"
60" Team Table	8 People	138"
72" Team Table	10 People	162"

Tip: Total table width includes the 18"D Transaction Top.

Team Theater

Bivi Team Theater offers a tiered application where teams can come together to collaborate and share content.
▶ Specifying, page 124

One Circuit Plug and Play Power can be optioned on as an easy to install, convenient power solution with 16 power, or 12 power and 4 USB. Additional power available through specification.

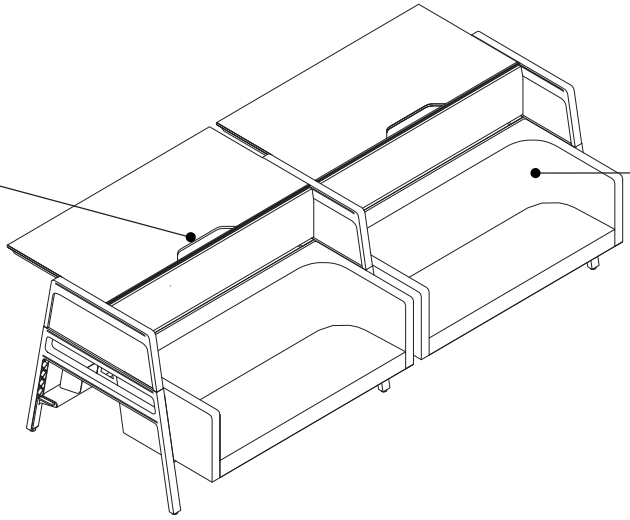

Rumble Seat mounts to the Bivi frame providing lounge posture that is comfortable and durable.

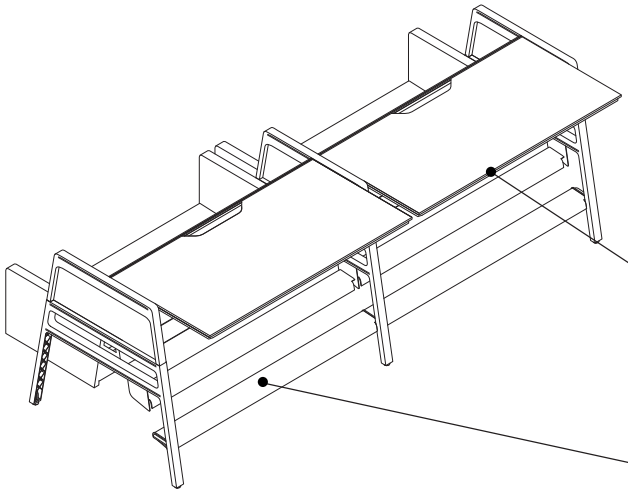

Standing Height creates a tiered setting allowing users posture options and the ability to perch in the standing position.

Foot Support System provides the user with multiple postures while promoting ergonomic wellbeing and active standing.

Size Recommendations

Team Theater Size	Recommended Number of People	Total Theater Width
48" Team Theater	4–6 People	96"
96" Team Theater	6–8 People	120"

Dual Height Tops

Upper Dual Top, Lower Dual Top, Dual Top Set, and Mini Transaction Top

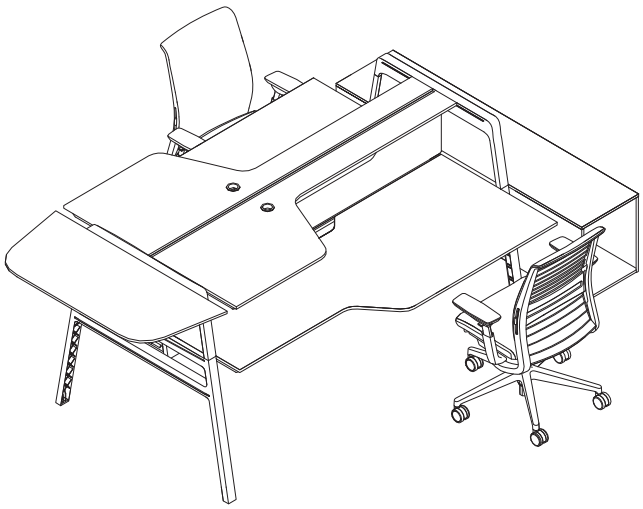

Height of Upper Dual Top to floor is 41 1/2".

Height of Lower Dual Top to floor is 28 1/2".

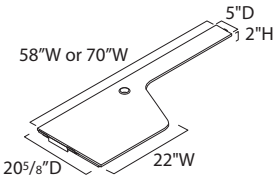

Upper Dual Top (Left-Hand shown)

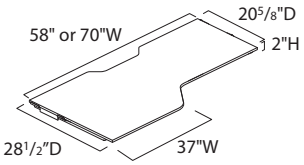

Lower Dual Top (Left-Hand shown)

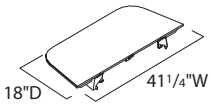

Mini Transaction Top

Upper Dual Tops attach to a combination of High Sit Bracket with Modesty Panel and Short or Tall Arches. There are two depths, 5"D at the shallow end and 20 5/8"D at the user end.
▶ Specifying, page 126

Lower Dual Tops attach to a combination of the Bivi Trough and Legs. There are two depths, 20 5/8"D at the shallow end and 28 1/2"D at the user end.
▶ Specifying, page 127

Mini Transaction Top attaches at the end of a table with Upper Dual Tops to create a team table or easy collaboration spot.
▶ Specifying, page 163

Tops are 1/2" thick with edge to match laminate color.

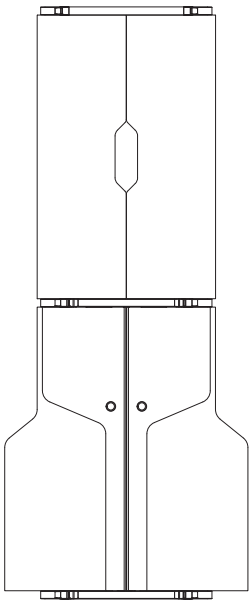

21"D tops align with two Upper Dual Tops at standing height.

Actual Dimensions

	Upper Dual Top	Lower Dual Top	Mini Transaction Top
Depth 1	5"	20 5/8"	18"
Depth 2	20 5/8"	28 1/2"	N.A.
Back Edge Width	58" or 70"	58" or 70"	41 1/4"
Front User Edge Width	22"	37"	N.A.
Height with Brackets	2 3/4"	2 3/4"	2 3/4"
Worksurface Thickness	1/2"	1/2"	1/2"

Product Details

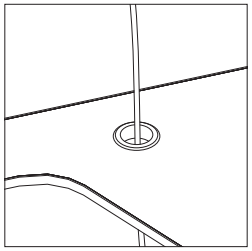

Upper Dual Top comes with a 2" grommet opening for cord management. A black plastic grommet ring ships standard with the Upper Dual Tops.

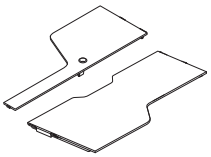

Dual Top Sets contain an Upper Dual Top and a Lower Dual Top in matching surface materials. For contrasting tops or accent paints, order the tops separately.

Upper Dual Top can not be installed on a Bivi Table for One.

Upper Dual Top can only be installed in the top location of a setting; and the Lower Dual Top can only be installed in the bottom location of a setting.

Surface Materials

Tops

- Low-Pressure Laminate, High-Pressure Laminate, and wood veneer

Attachment brackets

- Paint

Cable Trough

Data ports can be set in the bottom half or the top half of the Trough and are accessed through the various cable routing openings.
▶ Specifying, page 169

The top half of the Cable Trough holds Power Strips and manages personal cords, such as a phone charger, iPod, or laptop cord.

The openings on the end of each Trough are for routing cables in and out.

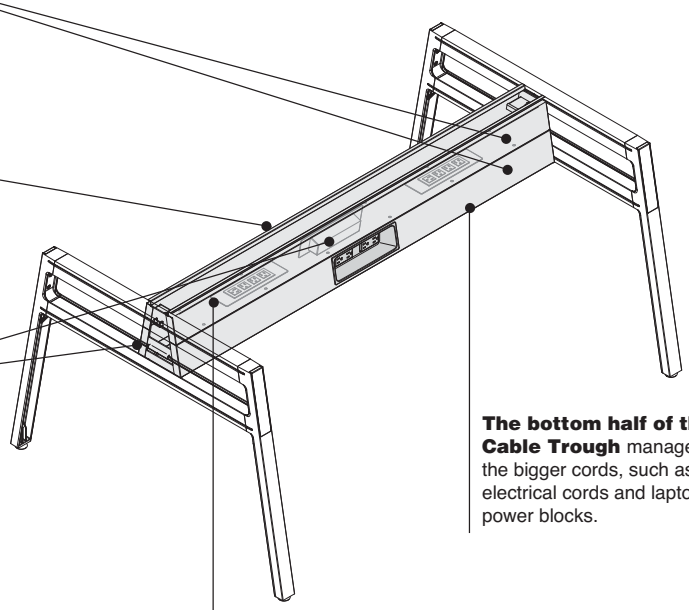

The bottom half of the Cable Trough manages the bigger cords, such as electrical cords and laptop power blocks.

The Cable Trough measuring 48"W, 60"W, or 72"W, has two openings for power in the center of the Trough. There are Trough Floor Covers (TS2CTFC, package of two) available if you do not choose to use both or either of these locations.

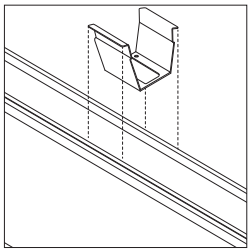

Trough-Mounted Data Access, TS8DATA, snaps into a 48"W, 60"W, or 72"W Trough and provides an opening to fit standard sized communication modules.

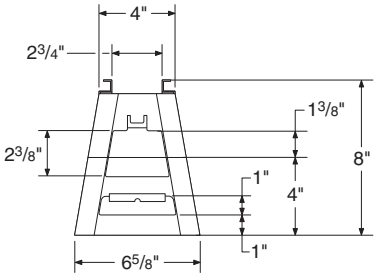

Cable Trough End Dimensions

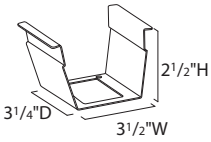

Trough-Mounted Data Access

Product Details

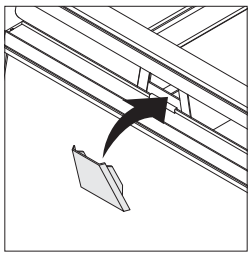

A Trough End Cover (TS2CTEC, package of two) is available if closed end is preferred.

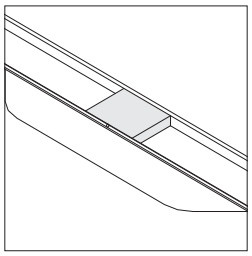

72"W Troughs have a trough stiffener in the center of the trough that is factory installed to add more rigidity. The trough stiffener is 2 1/2"D x 3 1/4"W. The Metal Screen has been redesigned to work around this stiffener. Order style number TS8SCREENM for a Metal Screen to be used with a 72"W trough.

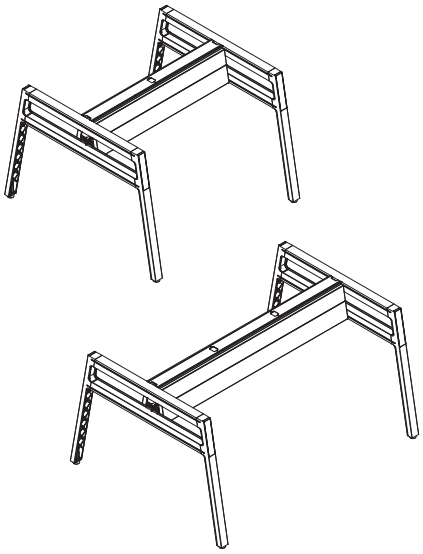

Bivi Trough Covers come in a quantity of two for 48"W and 60"W Troughs, and in a quantity of three for 72"W Troughs, to straddle over the center Trough Stiffener.

Rectangular openings on each end allow for cables to route through into the Trough.

Surface Materials

- Paint

Arches, Arch Accessories, and Screens

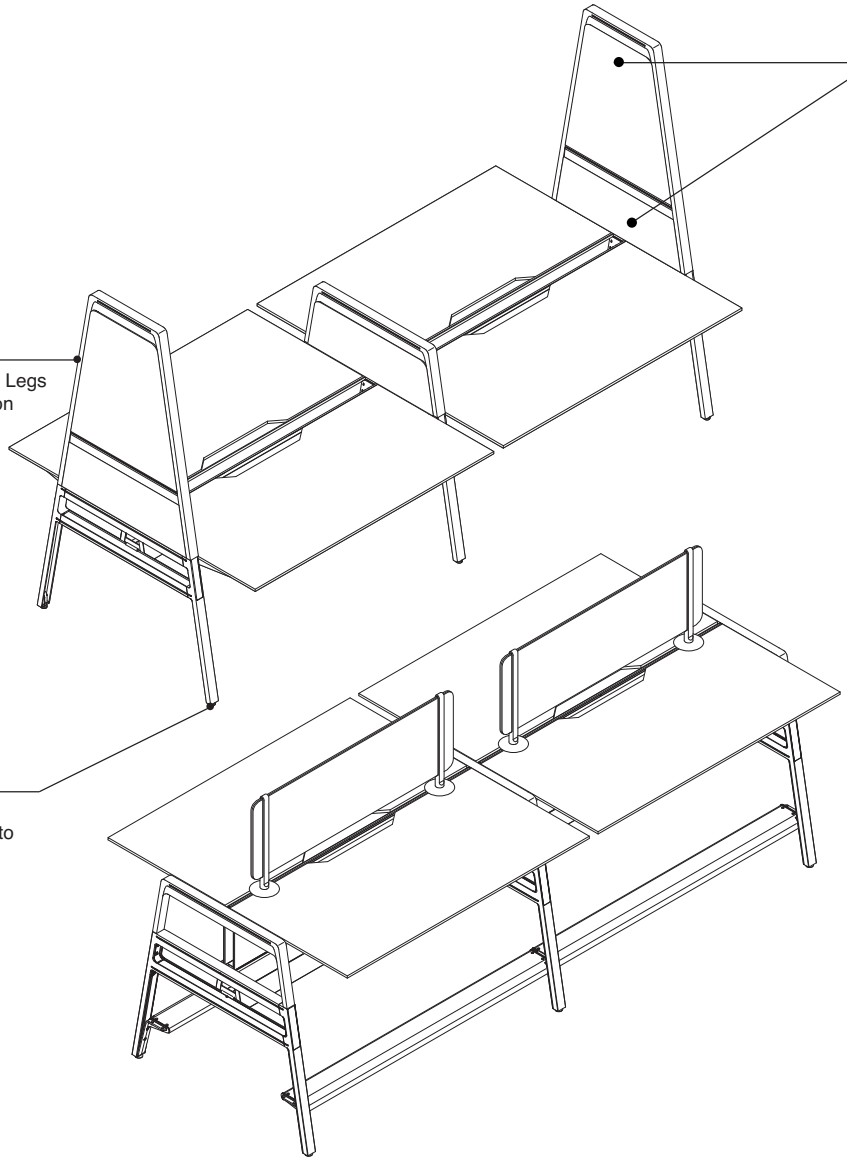

Upper Arch Infills install in the top location of a Tall Arch. Lower Arch Infills install in the Short Arch or bottom location of a Tall Arch.
▶Specifying, page 135

Upper Arch Infill available in tackable fabric or markerboard surfaces.

Arches install onto Bivi Legs and become an extension of the Bivi frame.
▶Specifying, page 129

High Sit Bracket with Modesty Panel attaches to two Short Arches, or two Tall Arches, or a combination of one Short Arch and one Tall Arch.
▶Specifying, page 134

Height of Full Top when using a High Sit Bracket with Modesty Panel is between 40 1/2" to 42", depending on glide adjustment.

Leveling glides have 1 1/2" adjustability range to install tables on uneven floors.

Actual Dimensions

Tackable Screens	Actual Width	Nominal Width and the Corresponding Table Width	Overall Height	Screen Insert Height
13"H x 36"W	33"W	48"W Tables with Side Storage	13"H	10"H
19"H x 36"W	33"W	48"W Tables with Side Storage	19"H	16"H
13"H x 48"W	45"W	48"W Tables without Side Storage and 60"W Table with Side Storage	13"H	10"H
19"H x 48"W	45"W	48"W Tables without Side Storage and 60"W Table with Side Storage	19"H	16"H
13"H x 60"W	57"W	60"W Tables without Side Storage and 72"W Table with Side Storage	13"H	10"H
19"H x 60"W	57"W	60"W Tables without Side Storage and 72"W Table with Side Storage	19"H	16"H
13"H x 72"W	69"W	72"W Table	13"H	10"H
19"H x 72"W	69"W	72"W Table	19"H	16"H

Side Storage is available in two widths, 48"W for use with two 24"D tops and 60"W for use with two 30"D tops.

48"W Side Storage can be used with two 30"D tops, but it is not recommended to use 60"W Side storage with two 24"D tops; it creates an undesirable condition sticking out beyond the table tops.

Board Rack measures 9"D x 17½"W x 23¼"H, and can be attached to the Tall Arch, Short Arch, or a wall. It can support maximum of 50 pounds.
▶ Specifying, page 132

Side Storage

Monitor Mounts measure 2½"D x 12"W x 12⅛"H, and hold one monitor each up to 37" with a maximum of 50 pounds.
▶ Specifying, page 130

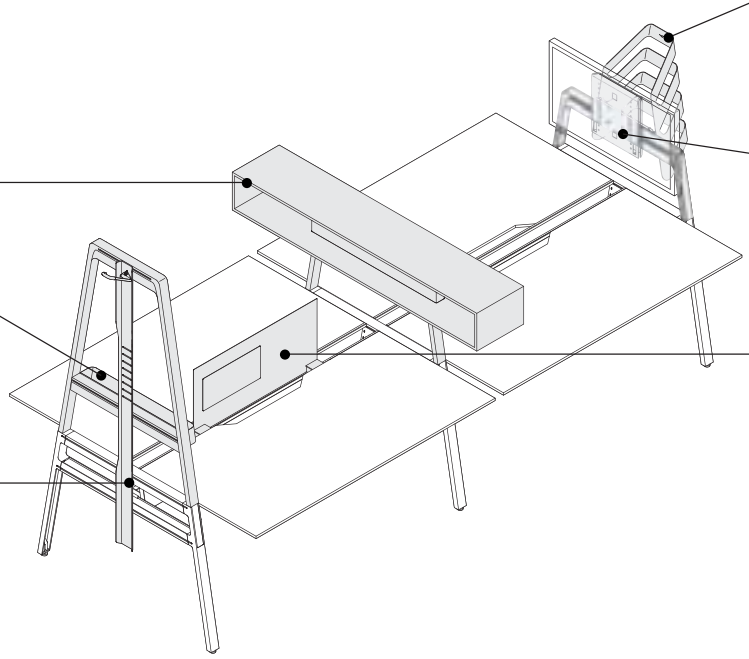

Holder measures 3"D x 26⅞"W x 3"H, and can be attached to the Tall Arch, Short Arch, Leg, a wall, or stand alone.
▶ Specifying, page 133

Metal Screens are shared between two users when installed on a Bivi Table for Two. Metal Screens can accept magnetic accessories on both sides. Metal Screens can be installed anywhere along the span of the Cable Trough.
▶ Specifying, page 173

Bike Hooks measure 5⅛"D x 4"W x 60"H, and can be installed onto a Tall Arch or mounted onto a wall.
▶ Specifying, page 131

Arches, Arch Accessories, and Screens, continued

Canopy is standard with attachment hardware to connect to a Tall Arch.
▶Specifying, page 132

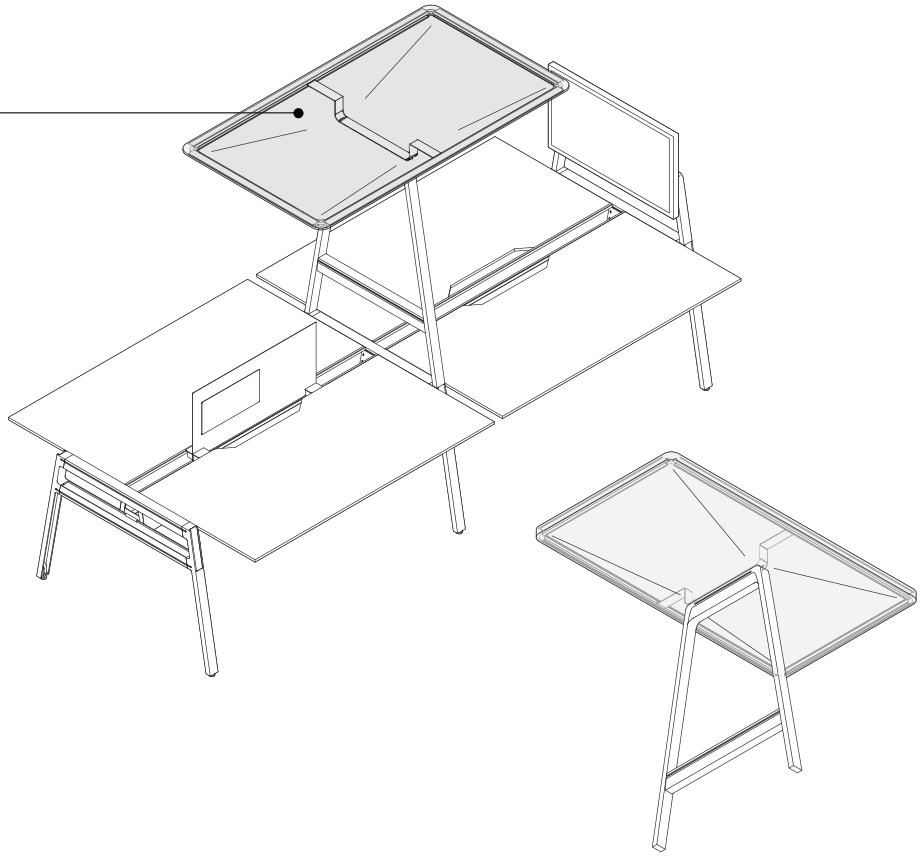

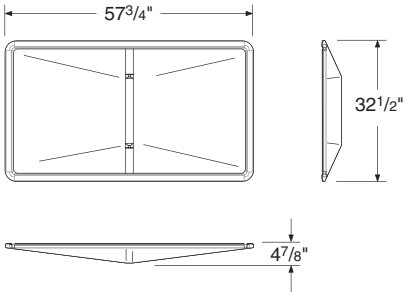

Table-Mounted Arm Brace is installed into the cantilevers and back channel of either the Trough or High Sit Bracket under the Bivi Full Tops.

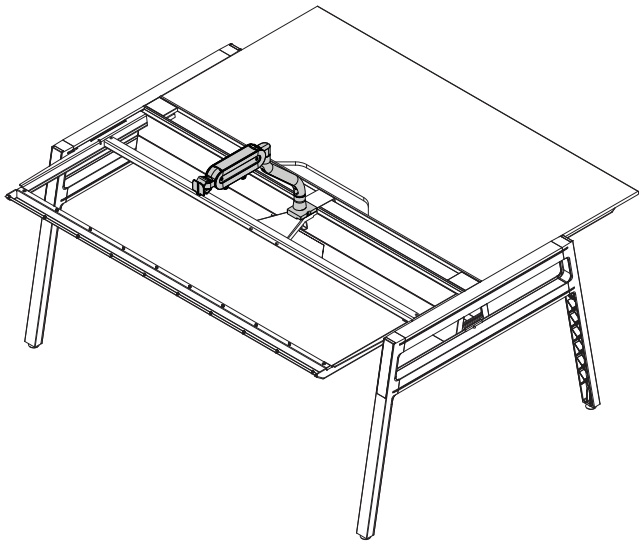

Product Details

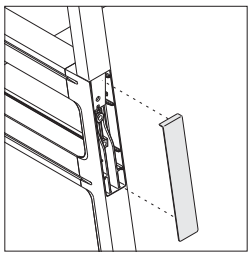

Arches ship standard with screw covers, which are a modified version of the screw covers that ship with Bivi Legs. When installing Arches, the arch screw covers replace the leg screw covers.
Tip: Save leg screw covers for future configurations. Both leg screw covers and arch leg screw covers are supported as service parts.

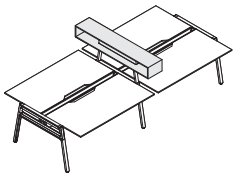

Side Storage installs onto a Short Arch and is shared between adjacent users. Each end of the Side Storage has open cubbies that can be left open or filled in with Bivi Organizers.

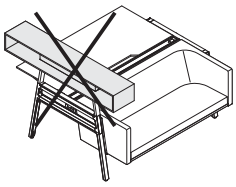

Side Storage should not be installed next to a Rumble Seat because it overhangs into the user sitting area.

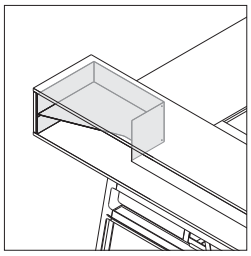

Organizers can be installed into each end of the Side Storage or be used freestanding on a Full Top.

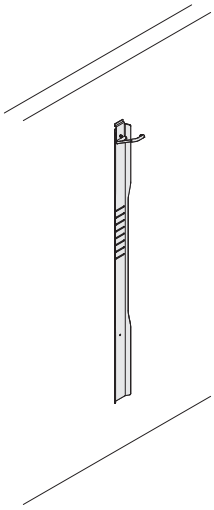

Bike Hooks can be mounted onto a wall.



Two Bike Hooks can be installed on one Tall Arch as long as the two bikes do not exceed 100 pounds and the front tires and rear tires are alternated to avoid both sets of pedals in the same location.
Tip: When ordering Bike Hooks, there are separate style numbers depending on the desired application: TS2ARCHBH for arch mounted, and TS2WALLBH for wall mounted.

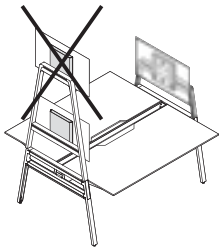

Monitor Mounts can be located at the top or bottom location of a Tall Arch and on a Short Arch.

Monitor Mounts hold one monitor each up to 37" with a maximum of 50 pounds.

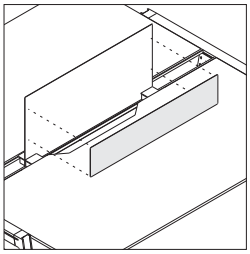

Markerboards are available in two sizes and have magnetic backs that work with steel surfaces such as Bivi Metal Screens and the center of the Bivi Side Storage.

Metal Screen, style number TS2SCREEN, works with any 48"W or 60"W Trough. It does not work with 72"W Troughs due to a trough stiffener that is factory installed in the center of 72"W Troughs. Metal Screens with style number TS8SCREENM work with any size Trough.

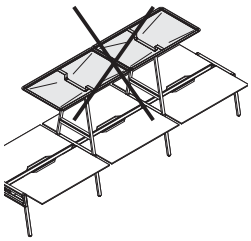

Two canopies cannot be used side-by-side on the 48"W Bivi Tables.

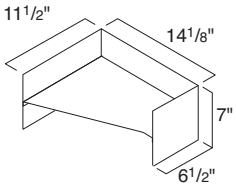

Organizer can be placed by itself on a table or tucked inside Bivi Side Storage.

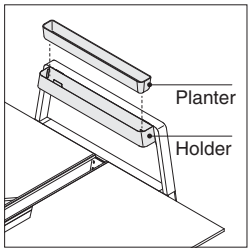

Planter is a waterproof insert that fits inside Holder to hold live plants.

Holder or Holder with Planter can be attached opposite of other Bivi accessories.

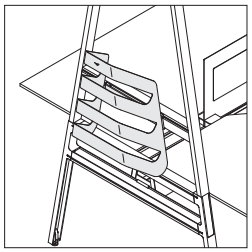

Board Racks can be attached at the bottom location of Tall Arch or a Short Arch.

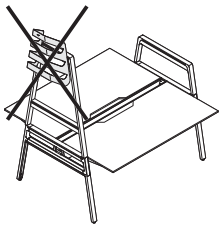

Board Rack can not be attached at the top location of a Tall Arch.

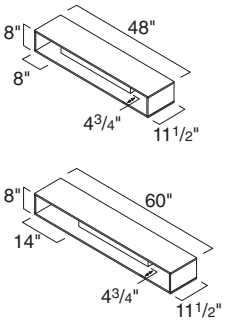

Side Storage attaches over a Short Arch and creates storage space and a boundary between workers.

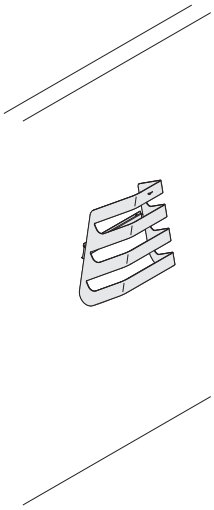

Board Rack can be attached to a wall.

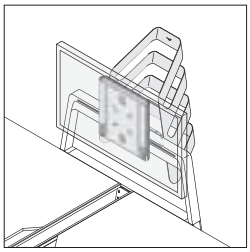

Board Rack can be attached opposite of a monitor mount.

Arches, Arch Accessories, and Screens, continued

Connections

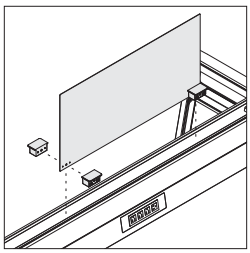

Metal Screens ship with Trough mounting brackets that assemble by screwing two halves together and snapping into the Bivi Cable Trough.

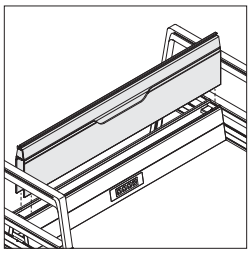

High Sit Bracket with Modesty Panel attaches to Arches and supports Full Tops at standing height applications. At seated height applications, the High Sit Bracket with Modesty Panel provides privacy.

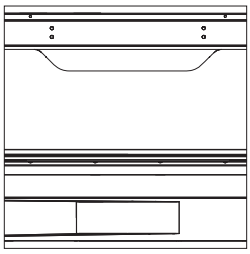

Mini Hook assembles onto High Sit Bracket with Modesty Panels that are manufactured after 11/6/2017. There can be two Mini Hooks per side if other components are not in use. Assembly holes were added for the Upper Dual Top.

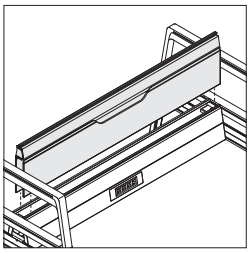

Modesty Panel is tackable and has two sides for cable management. Each side has an access pocket for cords to route into.



When an Upper Dual Top is installed, there is room for one Mini Hook.



Arch Infills are tackable with painted brackets to attach to the upper section of the Tall Arch and the lower section of the Tall Arch and/or Short Arch.

Upper Arch Infill is also available with non-tackable markerboard surface.

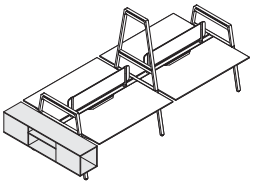

Tackable Screens are available as freestanding or Bivi Trough-mounted. Screens are not a tackboard, but they are tackable.

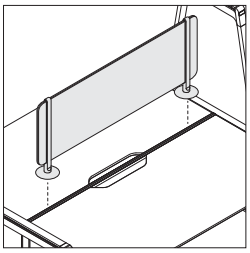

Freestanding, Tackable Screen stanchions and base come standard in three plastic color choices with a paint option upcharge.

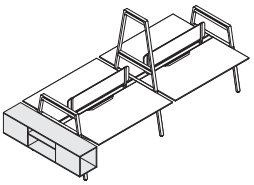

Trough-mounted, Tackable Screen stanchions come standard in three plastic color choices with a paint option upcharge. The base is always painted and replaces the Bivi Trough End Attachment Cover.

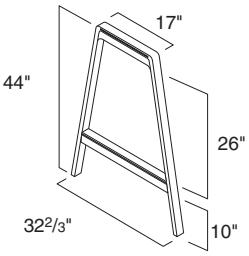

Tall and Short Arches can be mounted on either ends of a Bivi Table or in between two tables. They provide slots for mounting other Bivi accessories.

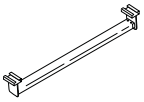

Upper Footshelf is painted steel, available in 48", 60", and 72" widths. Upper Footshelf can be paired with the Lower Footshelf at standing height to create a footself from standing and sitting posture.

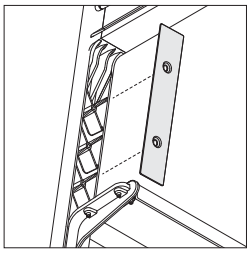

Leg Covers come in a quantity of one. They are used for aesthetic purposes to cover up strength ribs in Bivi Legs and are not structural. Leg Covers come in half size, when used on a leg that has a Bivi Footshelf, and full size, when no Footshelf is present.

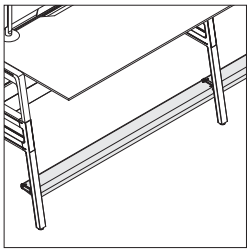

Lower Footshelf is painted steel, available in 48", 60", and 72" widths. Footshelf is used for foot support when in a standing posture.

Lower Footshelf is not recommended to be used with 21"D standing height tops due to possible leg interference.



Footshelf bracket covers the lower half of the Bivi Leg. The footshelf bracket can be shared between two Footshelves. The first Footshelf should be specified with the two bracket option and the adjacent fooshelves should be specified with the one bracket option.

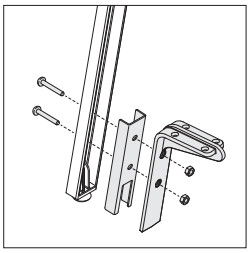

To install Footshelf brackets onto legs manufactured on or before July 17, 2016, order adaptor package, TS8FRETROSR.

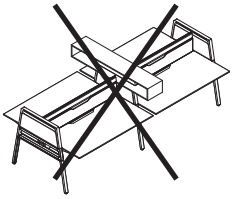

Side Storage cannot be installed where a High Sit Bracket with Modesty Panel is present, as they interfere with each other.

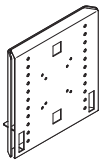

Monitor Mounts will support the following VESA* patterns:

75 mm x 75 mm
100 mm x 100 mm
200 mm x 200 mm
200 mm x 100 mm

Screws for mounting the monitor to the Bivi Monitor Mount are not included. They should be included with the TV or monitor.

**VESA mount, is a family of standards defined by the Video Electronics Standards Association for mounting flat panel monitors, TVs, and other displays to stands or wall mounts.*

Weight Capacities

Short Arch: 100 pounds per side maximum.

Tall Arch: 100 pounds per side maximum.

Monitor Mount: 50 pounds maximum.

Side Storage: 50 pounds bottom shelf/100 pounds top.

Bike Hook: 50 pounds maximum.

Board Rack: 50 pounds maximum.

Holder: 25 pounds maximum.

Surface Materials

Arches, Arch Infills, High Sit Bracket with Modesty Panel, Monitor Mounts, Metal Screens, Tackable Screens, Upper and Lower Footshelf, Organizers, and Bike Hooks

- Paint

Metal Screen, Tackable Screen stanchions, freestanding Screen bases, and Trough mounting brackets

- Plastic

Side Storage top

- Low-Pressure Laminate
- High-Pressure Laminate

Monitor Mount

- Black paint

Rumble Seat and Hoodie

Rumble Seat comes with an option for either table frame attachment brackets or freestanding legs. Available in multiple standard and COM fabric options.
▶ Specifying, page 136

Rumble Seats are available in three widths – 36"W, 48"W, or 60"W.

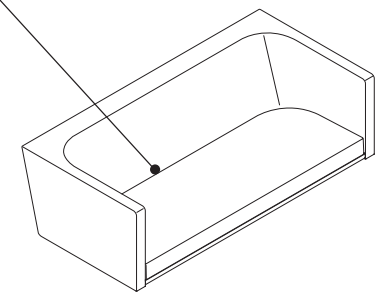

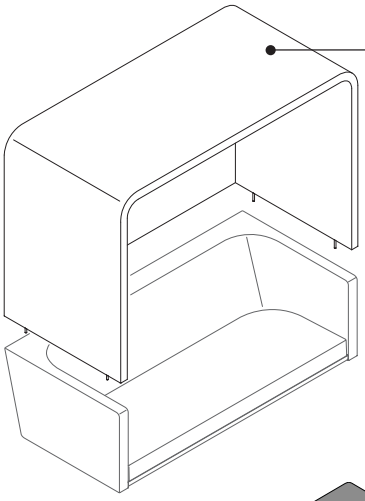

Hoodie is standard with attachment hardware to connect to a Rumble Seat. Available in a single fabric option for the top and sides and a default mesh on the back panel.
▶ Specifying, page 139

Rumble Seat fabric relaxes with use creating comfort wrinkles. If the least amount of comfort wrinkles is desired, Cogent:Connect fabric is recommended.

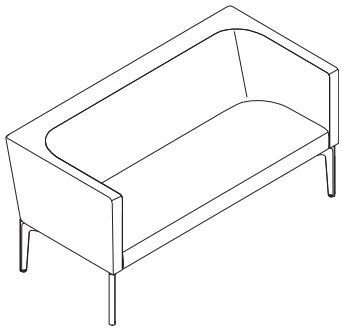

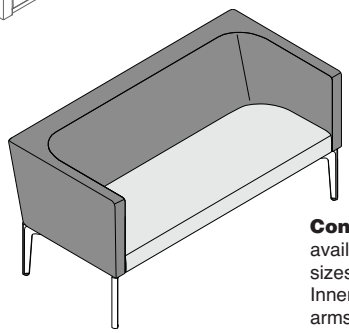

Contrasting seat is available as an option on all sizes of the Rumble Seat. Inner back, outer back, and arms will match each other.

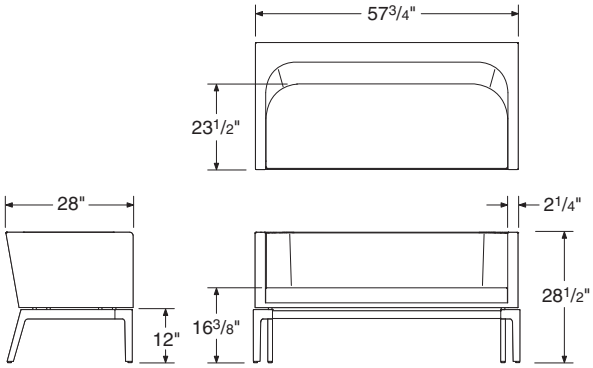

Rumble Seat

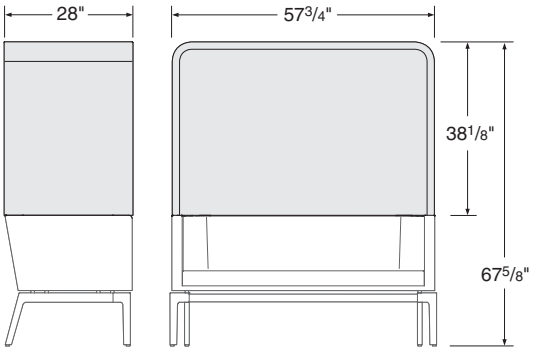

Hoodie

Actual Dimensions

	Rumble Seat with Freestanding Legs or Table Frame Attachment Brackets	Freestanding Legs	Hoodie	Rumble Seat with Hoodie
Height	28 1/2"	12"	38 1/8"	67 5/8"
Seat Height	16 3/8"	N.A.	N.A.	N.A.
Depth	28"	28"	28"	28"
Seat Depth	23 1/2"	N.A.	N.A.	N.A.
Width	33 3/4", 45 3/4", and 57 3/4"	34", 46", and 58"	57 3/4"	58"

Product Details

Freestanding Legs connect to the bottom of the 36"W, 48"W, and 60"W Rumble Seat.

Rumble Seats TS3RS and TS3RSBKT, manufactured on 5/21/2017 or before, work with Freestanding Legs TS3RSL2 and Table Frame Attachment Brackets TS3RSTA, manufactured on 5/21/2017 or before. These TS3RS style numbers are no longer available.

Rumble Seats TS8RS, manufactured on 5/22/2017 or after, work with Freestanding Legs TS8RSL2 and Table Frame Attachment Brackets TS8RSTA, manufactured on 5/22/17 or after.

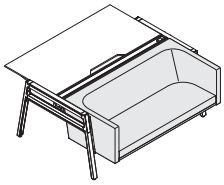

48"W and 60"W Rumble Seats can be installed on one or both sides of a Bivi Table for Two. 36"W Rumble Seats are only available on Freestanding Legs. To create this setting, order a Bivi Table for One and move the Cable Trough to the center. Install the Full Top on one side and the Rumble Seat on the other side.

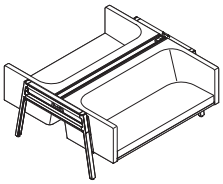

Rumble Seats can connect to a Bivi Table for Two on both sides. To create this setting, order a Rumble Seat with Table Frame Attachment Brackets, two Bivi Legs, and one Bivi Cable Trough.

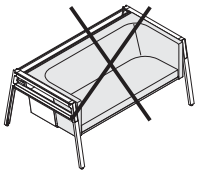

Rumble Seats cannot be installed in place of a worksurface on a Bivi Table for One.
Tip: Rumble Seat cannot be installed on 48"W Bivi Table for One, but can be installed on a 48"W Bivi Table for Two manufactured on or after 5/22/2017.

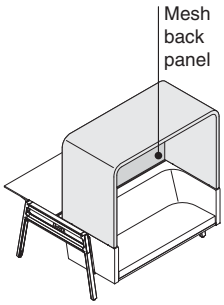

Hoodie is only intended to be used attached to a Rumble Seat.

Hoodie comes with two fabric options for the sides and top.

Back panel on Hoodie is defaulted in mesh. Mesh material used on the Hoodie back panel offers semi-transparency.

Connections

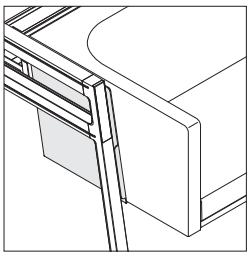

Table Frame Attachment Brackets connect the Rumble Seat to the table frame in place of a Full Top on a Bivi Table for Two.

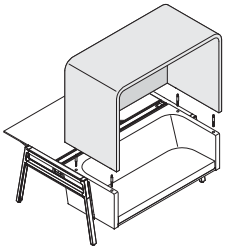

Rumble Seats have connectors that come standard to attach the Hoodie. These connectors need to be located and cut to expose them in order to attach the Hoodie. If you know ahead of time that a Hoodie will be installed, there is an accessory bracket option that supports the Rumble Seat with the connectors exposed from the factory.

Weight Capacity

48"W and 60"W Rumble Seat: Two people, up to 300 pounds each.

36"W Rumble Seat: One person, up to 300 pounds.

Surface Materials

Rumble Seat
- Fabric

Freestanding Leg
- Paint

Table Frame Attachment Brackets
- Paint

Hoodie
- Cogent: Connect
  5S25 Graphite
  5S26 Licorice
- Mesh: T615 Sultry Smoke

Electrical Components

Plug and Play Corded Power, One Circuit Hardwire-to-Modular Power, Two Circuit

Bivi electrical components are simple and easy to install. Power Strips and hardwired Powerways can be installed in the Cable Trough, which provides easy access.

▶ Specifying, pages 141-156

Bivi Power Strips and Modular and Chicago Hardwired Powerways have spill-proof technology to prevent electrical shorts.

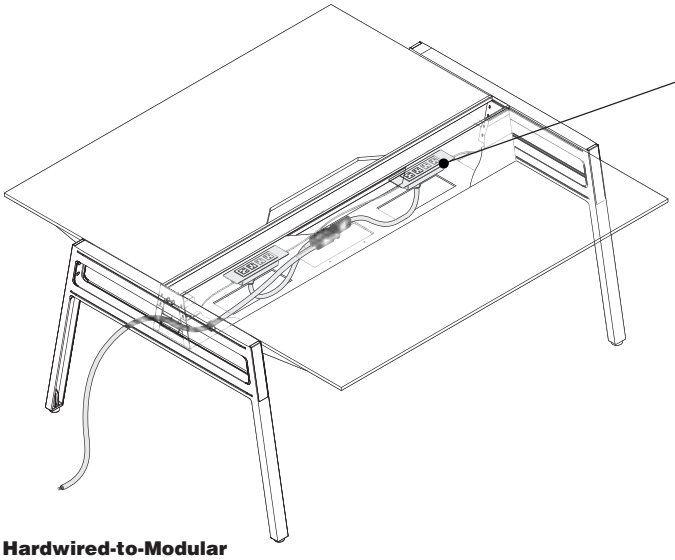

Hardwired-to-Modular

Modular Powerways, TS8P260 and TS8P2CHI, have two sections with four receptacles each for a total of eight receptacles.

Steelcase products are designed and tested for code and standard compliance when installed and used as an integrated product solution in accordance with Steelcase application guidelines and installation instructions. However, the building owner or designated agent is responsible for verifying that the installation is in compliance with local codes and regulations.

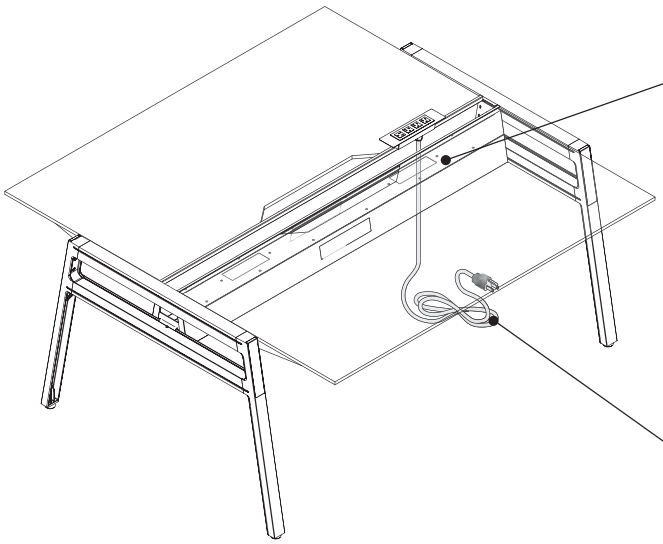

Plug and Play

Plug and Play Power Strip package of two, TS8PS2PKREV, has two sections with four receptacles each for a total of eight receptacles.

Plug and Play Power Strip package of four, TS8PS4PKREV, has four sections with four receptacles each for a total of 16 receptacles.

Plug and Play Power Strips have a 15-amp 10' cord that plugs into a building receptacle.

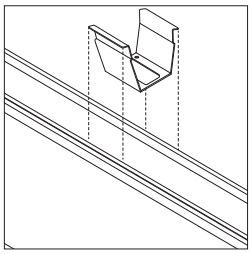

Trough-Mounted Data Access, TS8DATA, snaps into a 48"W, 60"W, or 72"W Trough and provides an opening to fit standard sized communication modules.

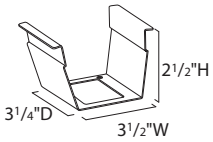

Trough-Mounted Data Access

Product Details

Two-Pack and Four-Pack Power Strips do not connect together as this would cause a potential power failure and hazard. Power Strips must plug into an individual power source.

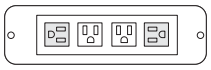

Power Strips have the first and last receptacle rotated out to accommodate larger power units.

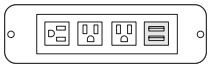

Power Strips have four simplex plugs. The fourth position can have two USB ports optioned in place of the simplex plug.

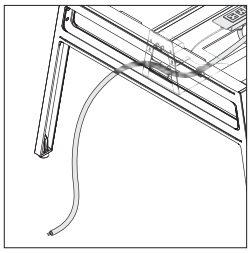

For the standard Bivi Modular Hardwire Base Power, when using a 60"W table there is 22" of conduit with 6" of wire length once the power hits the floor for the electrician to work with and connect to the building power source. When using a 48"W table, there are 12" of additional conduit.

Bivi San Francisco Hardwired Modular Power can be used outside of San Francisco. If more conduit length is desired, it has 72" length of conduit from the point of coming straight out of the table.

The San Francisco Hardwired Base Power can be used in other areas of the country where local codes allow liquid tight conduit if additional conduit length is desired. Check with local electrical inspectors.

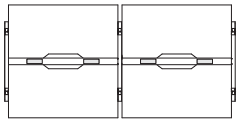

Modular Harnesses are used when connecting power between two Bivi tables or when two hard-wired Powerways are used in one Bivi table.

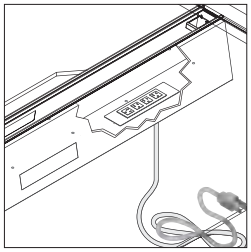

One circuit plug and play power strips, two circuit modular powerway, and Chicago two circuit hardwired powerway are compatible to install in the top half of the cable trough.

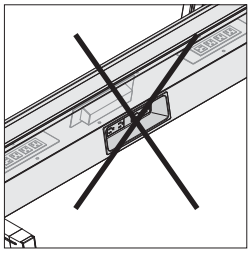

Plug and play power strips, two circuit modular powerway, and Chicago two circuit hardwired powerway do not work on the bottom half of Bivi cable troughs with style numbers beginning with TS8, manufactured on or after 08/31/2016.

Power Specifications

- Single circuit power
- 12-amp system rating
- 15-amp power cord with 15-amp over-current protection
- UL recognized Powered Table System component per UL962

Surface Materials

Power Strips

- Paint

Bivi Plug and Play Corded, One Circuit

Plug and Play Power have 6' of conduit between receptacle strips, that gives room to share power between multiple tables in some applications. Plug and Play Power Strips are color coded and connect into each other.

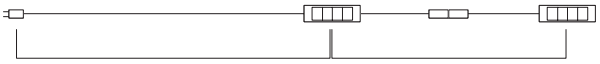

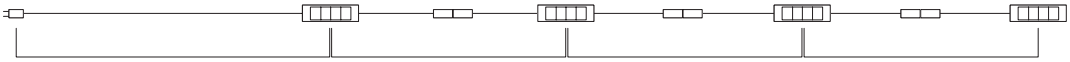

2-Pack Plug and Play Power Strips have maximum of one connection point. 4-Pack Plug and Play Power Strips have maximum of three connection points.

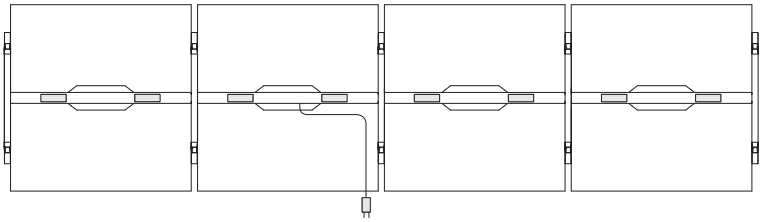

Bivi tables do not have maximum table limit. An unlimited amount of tables can be connected together. Plug and Play Power will need to be plugged into a building outlet in the middle of runs when multiple tables are connected and power is used.

Openings can be skipped to stretch out the power to more users. There is 6' of cord length between Power Strips which allows this.
Tip: Skipping openings will reduce cost.

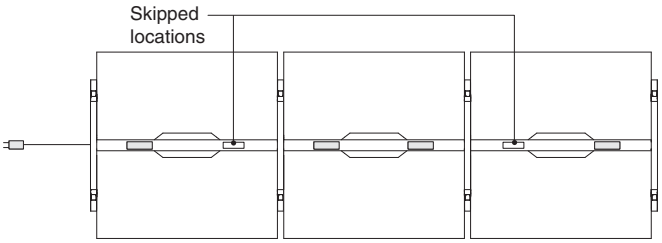

Six Person Example
Provides two (2) plugs per person at the Table for Two at each end and four (4) plugs per person at the Table for Two in the middle of the setting. Requires quantity of one (1) package of four (TS8PS4PKREV) and one (1) building outlet to power up table.

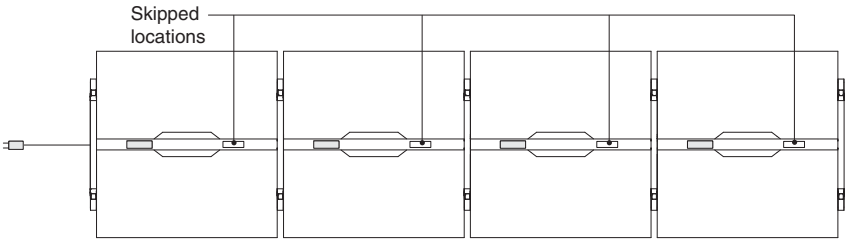

Eight Person Example
Provides two (2) plugs per person. Requires quantity of one (1) package of four (TS8PS4PKREV) and one (1) building outlet to power up table.

Bivi Modular-Hardwire Power, Two Circuit

Modular Powerways, TS8P260, have two Power Strips for a total of eight simplex receptacles (power outlets).

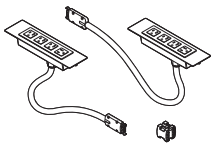

Bivi tables can fit one powerway per Trough, located at the top of the Trough.

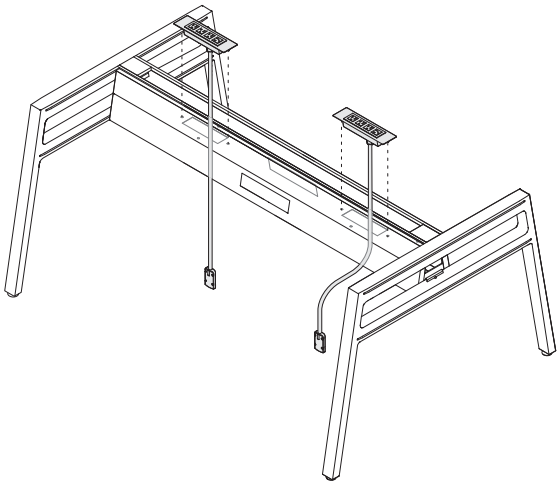

When additional Bivi plus One or plus Two tables are added a Two Circuit Modular Harness will be required, TS8P2H.

Bivi Modular-Hardwire Power, Two Circuit, continued

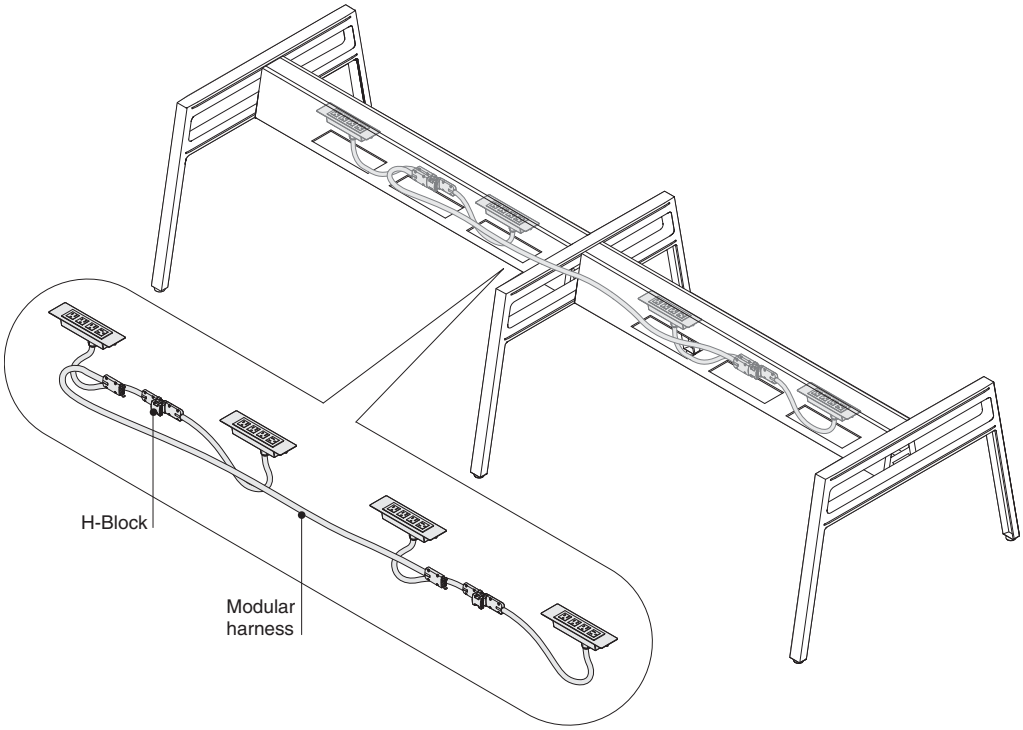

Modular Hardwire Power can support a maximum of six (6) Powerways, TS8P260, per Power Infeed, Two Circuit, TS8PBT2. After six (6) Powerways, a new power infeed will be required.

Bivi Plug and Play and Modular Hardwire, Two Circuit, Power Routing Guide

Bivi Power Routing Guide	Plugs Per Person	Plug and Play Power Examples	Hardwired Power Examples (require authorized electrician)
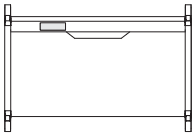	(1) Table for One 4 plugs per person	(1) Package of one, TS8PS1PKREV	N.A.
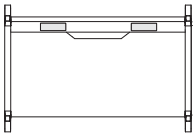	(1) Table for One 8 plugs per person	(1) Package of two, TS8PS2PKREV	(1) Powerway, Two Circuit, TS8P260 (1) Base Power-In, Hardwired, 2-circuit, TS8PBT2
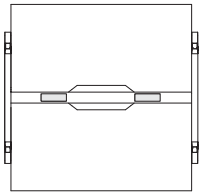	(1) Table for Two 4 plugs per person	(1) Package of two, TS8PS2PKREV	(1) Powerway, Two Circuit, TS8P260 (1) Base Power-In, Hardwired, 2-circuit, TS8PBT2
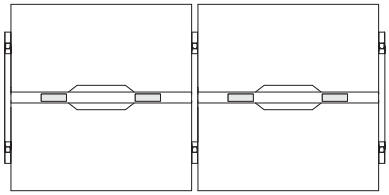	(1) Table for Two (1) Table plus Two 4 plugs per person	(1) Package of four, TS8PS4PKREV	(2) Powerway, Two Circuit, TS8P260 (1) Modular Harness, Two Circuit, TS8P2H (1) Base Power-In, Hardwired, 2-circuit, TS8PBT2

Bivi Two Circuit Modular Powerway to Powerway and Modular Harness Routing Chart

Two Circuit (Standard Routing)

- Two circuit modular powerway (TS8P260 to TS8P260)
- Two circuit modular harness (TS8P2H)

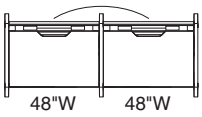

72" Harness Length

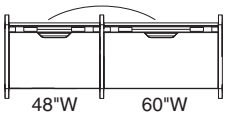

72" Harness Length

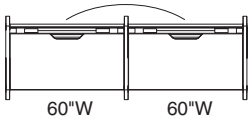

72" Harness Length

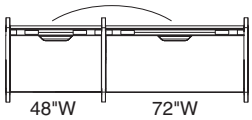

72" Harness Length

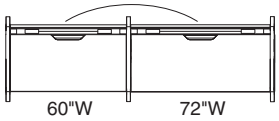

72" Harness Length

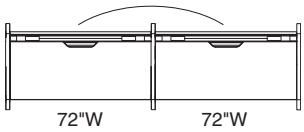

84" Harness Length

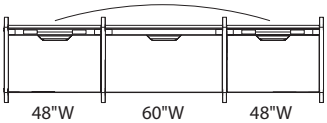

122" Harness Length

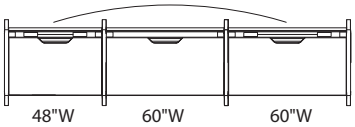

122" Harness Length

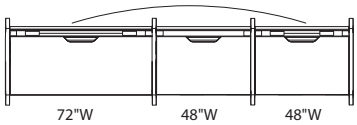

122" Harness Length

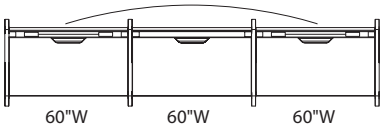

122" Harness Length

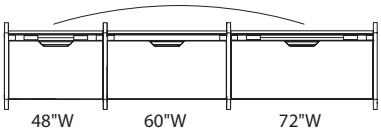

132" Harness Length

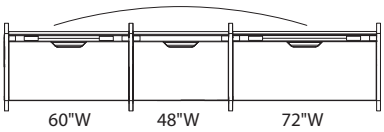

122" Harness Length

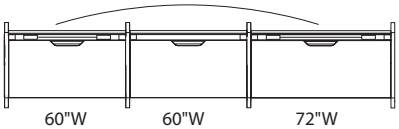

132" Harness Length

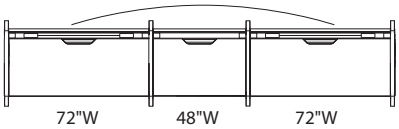

132" Harness Length

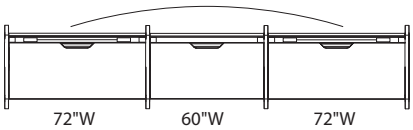

138" Harness Length

Tip: When using SmartTools to specify Bivi, the harness lengths will be determined by the SmartTools software.
Tip: For modular and hardwire powerways, see page 145.
Tip: For modular harnesses, see page 146.

Two Circuit (Non-Standard Routing)

- Two circuit modular powerway (TS8P260 to TS8P260)
- Two circuit modular harness (TS8P2H)

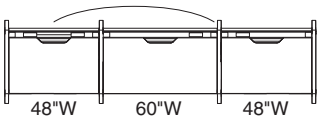

122" Harness Length

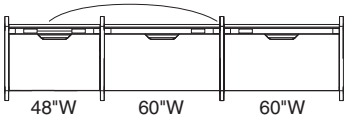

122" Harness Length

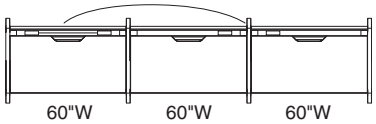

122" Harness Length

Tip: When using SmartTools to specify Bivi, the harness lengths will be determined by the SmartTools software.
Tip: For modular and hardwire powerways, see page 145.
Tip: For modular harnesses, see page 146.

How to Select Monitor Arms for Bivi Tables

Bivi Table-Mounted Monitor Arm Brace:
The new Bivi Table-Mounted Monitor Arm Brace, TS8TMBRAC, supports Steelcase worktools monitor arms on Bivi tables. This brace is compatible with 48", 60", and 72" Bivi seated, standing, and dual height applications (some limitations apply depending on the application). Below are step by step instructions on how to order your Bivi Table-Mounted Monitor Arm Brace for your Bivi tables.

1

Know what Bivi application you have and which monitor arms are applicable
Listed on page 91 are all of the monitor arm style numbers that are and are not compatible with particular Bivi applications.
▶ See page 91

2

Decide which monitor arm you want on your Bivi Table.
After you know your table size and Bivi application, you will need to select your monitor arm. Worktools has a wide range of monitor arms and the Bivi Table-Mounted Monitor Arm Brace is compatible with CF Series, CF Series Evolution, and Eyesite single monitor arms.

Example
CF Series Evolution single monitor arm: CFESARM (Monitor arm style numbers can be found in the *Worktools Specification Guide*)



3

Order your Bivi Table-Mounted Monitor Arm Brace.
Once you know your Bivi application and the Monitor Arm you would like that is compatible you can order your Bivi Table-Mounted Monitor Arm Brace.

Style number: TS8TMBRAC (located in the *turnstone Specification Guide*)

Required selections:
- Width
  - 48"
  - 60"
  - 72"
- Mounting plate
  - Eyesite (additional ordering information at the end of page)
  - CF Series
  - CF Series Evolution Single
  - CF Series Evolution Dual

Example
Customer has a Bivi Standing Height Table for Two that is 60"W; and they are looking to have a CF Series Evolution dual monitor arms.

Steps 1 and 2: Confirm that monitor arm is compatible with the application.

60" and 72" Seated and Standing, ~~60" and 72" Lower~~ Dual Top without Upper Dual Top

Bivi Monitor Arm Brace Matrix, continued

	48" Seated and Standing	60" and 72" Seated and Standing; 60" and 72" Lower Dual Top without Upper Dual Top	60" and 72" Upper and Lower Tops Dual Tops	60" and 72" Upper Dual Top without Lower Dual Tops
Monitor Arm CF Series , continued				
CF450MDDP	Yes	Yes	No	No
CF500MDDP	Yes	Yes	No	No
CF600MDDP	Yes	Yes	No	No
CF800MDDP	Yes	Yes	No	No
CF800DUALBARCTM	Yes	Yes	Yes	No
CF450MDDLP	Yes	Yes	No	No
CF500MDDLP	Yes	Yes	No	No
CF600MDDLP	Yes	Yes	No	No
CF800MDDLP	Yes	Yes	No	No
CFSHA	Yes	Yes	No	No
CFDHA	Yes	Yes	No	No
CFMTSP	No	Yes	No	No
CFMTSWP	No	Yes	No	No
CF Series Evolution				
CFESARM	Yes	Yes	Yes	No
CFEDARM	Yes	Yes	No	No

CF Series Evolution
CFESARM
CFEDARM

Step 3: Select the Bivi Table-Mounted Monitor Arm Brace

Select a 60"W brace that comes with a CF Series Evolution Dual Plate

Table-Mounted Monitor Arm Brace

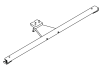

Tip: Bivi Monitor Arm Braces can be used at seated and standing height with no additional parts.

Tip: Does not include the monitor arm; must be ordered separately.

Tip: See Bivi Monitor Arm Brace Matrix *to understand applications and limitations.*
▸See page 68

Standard Includes	Required to Specify
▸Need help? Product details, page 66 • Bivi monitor arm brace • Mounting plate specific to monitor arm: paint price group 1 • Bracket: 0835 Black only • Ships ready to assemble	1 Style number 2 Width (see below under Required Selections) 3 Mounting plate type (see below under Required Selections) 4 Paint color number for mounting plate: 0835 Black 4231 Arctic White 4799 Platinum Metallic 7018 Pewter 5 Options, if selected (see below) ▸See *Surface Materials*, page 134.

Required

- 48"W
- 60"W
- 72"W

Required Selections		U.S. Price	Required to Specify
Width	• 48"W	Prices below	Specify *with 48".*
	• 60"W	Prices below	Specify *with 60".*
	• 72"W	Prices below	Specify *with 72".*
Mounting Plate	• Eyesite	No cost	Specify *with Eyesite mount.*
	• FYI single	No cost	Specify *with FYI single mount.*
	• CF Series	No cost	Specify *with CF Series mount.*
	• CF Series Evolution Single	No cost	Specify *with CF Series Evolution Single mount.*
	• CF Series Evolution Dual	No cost	Specify *with CF Series Evolution Dual mount.*

- CF Series
- CF Series Evolution Single
- CF Series Evolution Dual

Options		U.S. Price	Required to Specify
Surface Materials	**Mounting plate**		
	• Paint price group 1	No cost	Specify paint color number.
	• Paint price group 2	+$8	Specify paint color number.

Specification Information

Dimensions D	Dimensions H	Style Number	U.S. Base Prices 48"W	60"W	72"W
15"	2"	TS8TMBRAC	$215	$230	$235

Step 4: Order your monitor arms and Table-Mounted Monitor Arm Brace

Specify:
1 CF Series Evolution Dual Arm: CFEDARM
2 Table-Mounted Monitor Arm Brace: TS8TMBRAC (select options 60" width and CF Series Evolution Dual Plate)

Eyesite Monitor Arm Ordering:
There are two different Eyesite Mounts that can be ordered for Bivi.

Through-mounted, works for seated height applications and assembles in the floor of the Bivi Trough. The trough-mount version does not work in conjunction with High Sit-Brackets with Modesty Panels.

The Eyesite monitor arm mount style numbers listed below provide both the monitor arm mount and the Bivi bracket to install into a Bivi Trough.
- FPAEC1BIVI
- FPAEC2BIVI
- FPAELC1BIVI
- FPAELC2BIVI

Table-mounted, works for both seated- and standing-height applications and assembles to the Bivi table and cantilevers. The table-mounted version is the most flexible of the two Eyesite options, supporting multiple postures and future reconfigurations.

The Eyesite monitor arm mount style numbers listed below only provides the Eyesite monitor arm mount. The Bivi Table-Mounted Monitor Arm Brace is ordered separately.

Tip: The Eyesite style numbers listed below come with a through-mount bracket that is required to be discarded when using a Bivi Table-Mounted Monitor Arm Brace. The Bivi Table-Mounted Monitor Arm Brace assembly instructions provides specific details.
- FPAC1TM
- FPAC2TM
- FPAEC1TM
- FPAEC2TM
- FPAELC1TM
- FAPELC2TM
- FPAFC3TM
- FPALC1TM
- FPALC2TM

Wiring Schematics

Details for the Electrician

Bivi Four-Circuit Modular-Hardwire Power offers three different wiring schematics to allow you to match your specific wiring strategy to any typical building wiring plan.

Tip: All the components in an electrical system must use the same wiring schematic. The components are keyed and color coded to make it impossible to connect mismatched parts.

Black = Four-circuit, 3+1
Brown = Four-circuit, 2+2
Rust = Three-circuit, separate neutral (3SN)
Shared neutral = 10 gauge
Non-shared neutral = 12 gauge
Hot wires = 12 gauge

Four-Circuit, 3+1

Circuit Panel 1

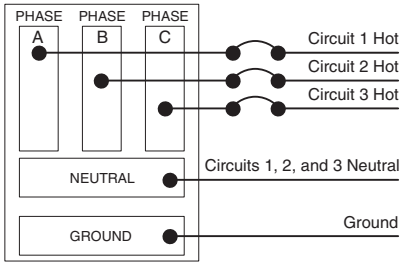

Circuit Panel 2

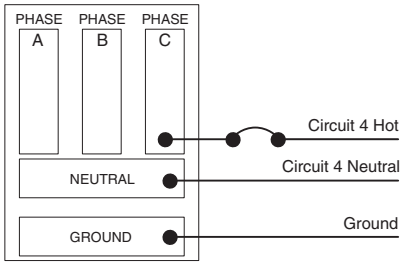

In the four-circuit 3+1 schematic, circuits 1, 2, and 3 are distributed from the first circuit panel and are supported with one shared neutral and one shared ground. Circuit 4 is distributed from a second circuit panel and is supported with a separate neutral and ground.

Single 3-Phase
Circuit Panel

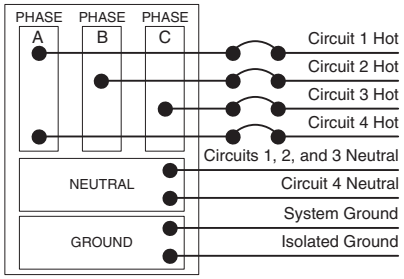

On a single 3-phase circuit panel, all four circuits are distributed as shown.

Four-Circuit, 2+2

Circuit Panel 1

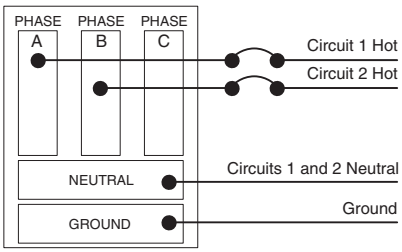

Circuit Panel 2

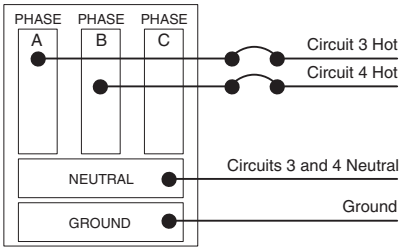

In the four-circuit 2+2 schematic, circuits 1 and 2 are distributed from two different phases from the first circuit panel and are supported with one shared neutral and one shared ground. Circuits 3 and 4 are distributed from a second circuit panel and supported by their own shared neutral and ground.

Single 3-Phase
Circuit Panel

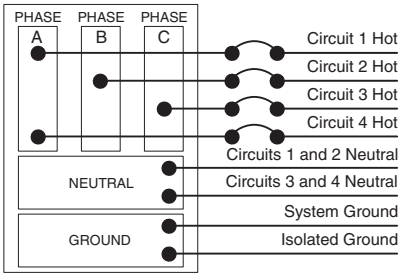

On a single 3-phase circuit panel, all four circuits are distributed as shown.

Split-Phase
Circuit Panel

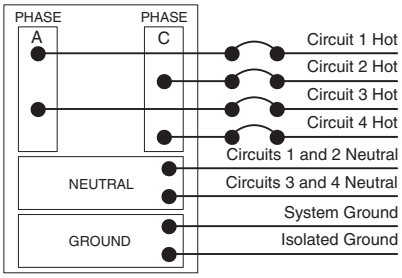

On a split-phase circuit panel, all four circuits are distributed as shown.

Three-Circuit, Separate neutral

Circuit Panel 1

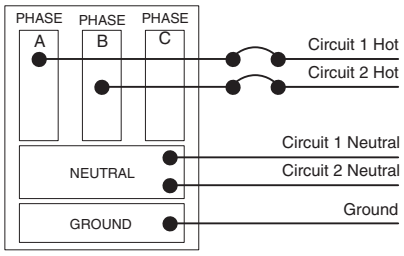

Circuit Panel 2

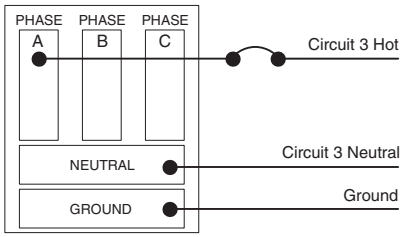

In the three-circuit, separate neutral schematic, circuits 1 and 2 are distributed from two different phases from the first circuit panel. Each circuit is supported with its own neutral and a common ground. Circuit 3 is distributed from the second circuit panel and is supported by its own neutral and ground.

Single 3-Phase
Circuit Panel

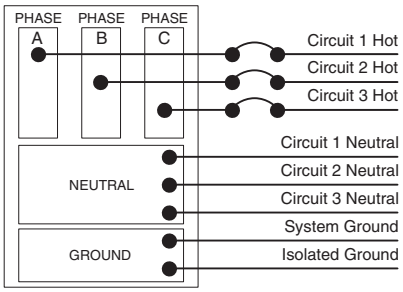

On a single 3-phase circuit panel, three circuits are distributed as shown.

Split-Phase
Circuit Panel

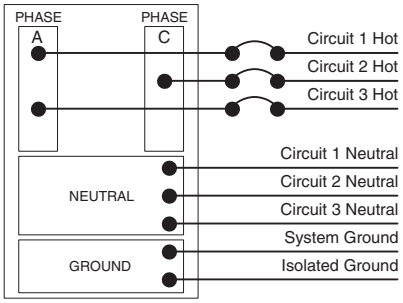

On a split-phase circuit panel, three circuits are distributed as shown.

How to Calculate Power Needs

Use This to Determine How Many Power-Ins You'll Need

When planning a power network, you must calculate the amperage requirements of all your electrical components so you can provide sufficient electricity to power them.

If your usage is not known in advance:
The National Electrical Code (NEC) allows a maximum of 13 receptacles on each 20-amp circuit. This provides up to 30 receptacles for each 3-circuit power-in and 40 receptacles for each 4-circuit power-in.

If your usage is known in advance:
Add up the amperage used by each piece of equipment in the workstation. Whenever you reach 60 amps (20 amps times 3 circuits) or 80 amps (20 amps times 4 circuits) from items that are likely to be used at the same time, you have reached the limit for a single power-in. Specify another power-in and continue until all equipment is powered.

If the circuits will normally be subject to a continuous load (three or more hours of continuous use, such as lights or computers), the NEC requires that circuit capacity be "de-rated" by 20 percent. Therefore, treat circuits used for continuous loads as if they were rated at 16 amps instead of the regular 20 amps.

Try to anticipate future increases in power requirements and build some excess capacity into your plan.
▶See table at right for typical and actual amperage usages for components.

To calculate amperage when the wattage of a device is known, divide watts by 120.

Some appliances, such as large copiers, coffee makers, or space heaters require most of the current available on a 20-amp circuit. It is recommended that such devices be supplied with their own receptacle/circuit, directly from the building. This leaves the capacity of the furniture circuits available for the more dynamic requirements of the office equipment.

Local electrical codes vary. Consult a qualified electrical contractor or engineer for the proper planning of electrical circuits in your locale.

Approximate power consumption for common devices

Device	Wattage	Amperage	Voltage	Number of Devices Supported on Single 20 Amp Circuit*
Laptop	90	0.8	110	20
CPU/Desktop Computer	120	1.1	110	15
Monitor	60	0.5	110	29
Phone	5	0.0	110	352
High Power Tablet (e.g. Surface Pro)	40	0.4	110	44
Low Power Tablet (e.g. iPad Air)	15	0.1	110	117
Desktop Printer	40	0.4	110	44
42" LCD Screen	210	1.9	110	8
DVD Player	25	0.2	110	70
Projector	175	1.6	110	10
Desktop Lamp	19	0.2	110	93
Large Printer/ Copier (high)	1900	17.3	110	1
Large Printer/ Copier (low)	850	7.7	110	2
Paper Shredder	360	3.3	110	5
Desktop Fan	20	0.2	110	88
Standing Fan	180	1.6	110	10
Coffee Maker (high)	1200	10.9	110	1
Coffee Maker (low)	600	5.5	110	3
Microwave (high)	400	13.6	110	1
Microwave (low)	150	5.5	110	3
Refrigerator (high)	1500	3.6	110	4
Refrigerator (low)	200	1.4	110	12
Vacuum (high)	1500	13.6	110	1
Vacuum (low)	200	1.8	110	9
Space Heater (high)	1500	13.6	110	1
Space Heater (low)	750	6.8	110	2

Tip: These calculations are estimations and are meant solely for informational purposes. It is important to conduct proper power planning for each installation to prevent overloading a circuit.

Cable Capacities

Four Circuit

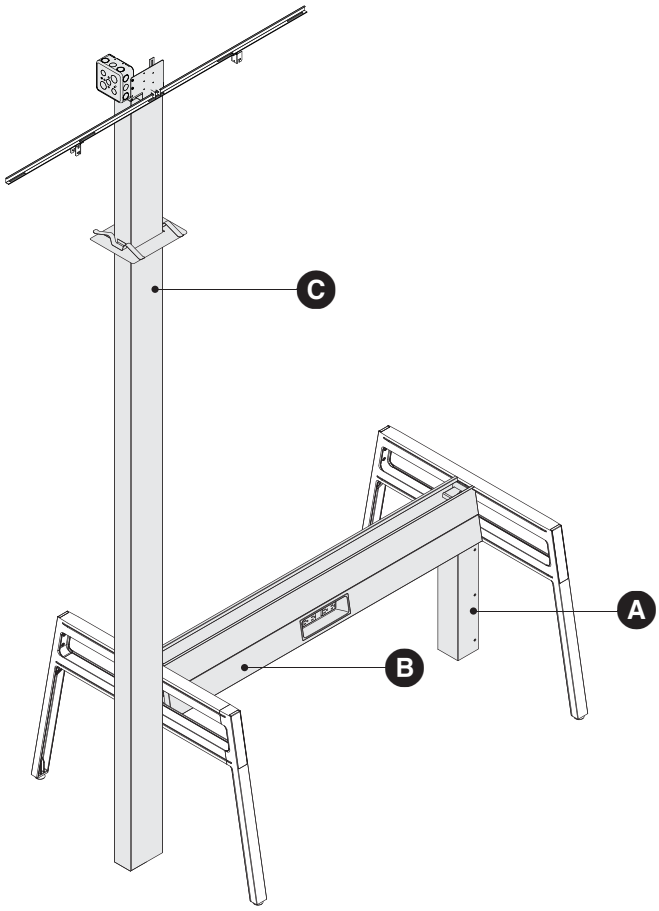

	Outside Diameter of Cable = .223 (5E)			Outside Diameter of Cable = .310 (6A)		
	Max Capacity (5E) without Power	**Max Capacity (5E) with 1- or 2-Circuit Power**	**Max Capacity (5E) with 4-Circuit Power**	**Max Capacity (6A) without Power**	**Max Capacity (6A) with 1- or 2-Circuit Power**	**Max Capacity (6A) with 4-Circuit Power**
A Power Infeed Cover	149	144	141	98	94	92
B Trough	104	75	55	75	63	45
C Utility Pole	151	146	143	102	98	96

Note: The TIA recommends a maximum fill rate of 40%.
Note: When routing cables through any combination mentioned above, the capacity is equal to the smallest number.

Distribution and Access

Four Circuit

Power Blocks are placed in the bottom half of the Bivi Trough, are dual-sided, and are accessible on both sides of the Trough. Modular Harnesses are used to distribute power through the bench.

Accessory Power Strips can be placed at seated or standing height tables for easy user access. Power and data, power and USB, or power only are available.

Standard-Capacity Power includes one Power Block, provides back-to-back power, and accepts two receptacles per side. The Standard-Capacity Power Block allows access to power in the sides of the Bivi Trough.

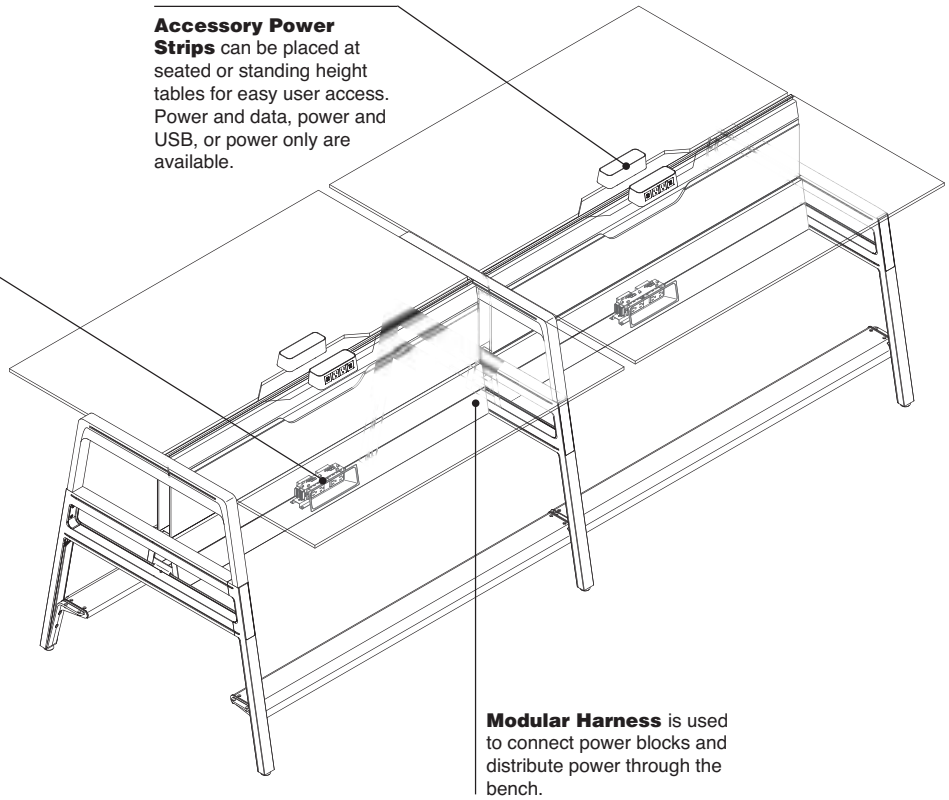

Modular Harness is used to connect power blocks and distribute power through the bench.

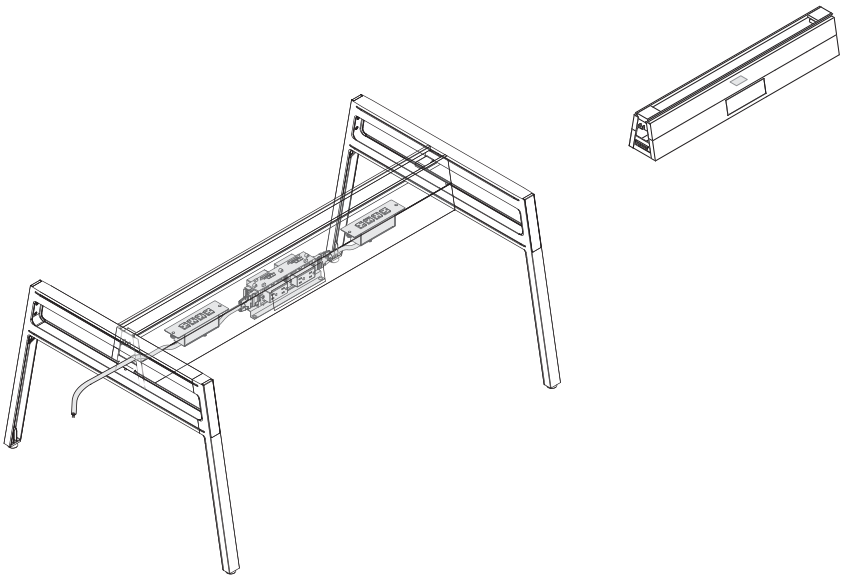

Four-Circuit Powerway connects to a Four-Circuit Modular Power Block or Connector Power Block and is available in three wiring schematics with multiple line options. As with the Plug and Play Powerways and Modular-Hardwire Two-Circuit Powerways, the Four-Circuit Powerway mounts into the floor of the Trough.

Wiring and Cabling

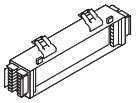

Modular Power Block Standard-Capacity Power includes one power block, provides back-to-back power, and accepts two receptacles per side.

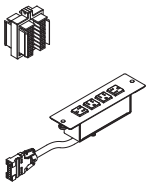

Power Block Connector, Four-Circuit (TS8PHBC) may be used with a Four-Circuit Modular Powerway (TS8P4QUAD) in place of the Standard-Capacity Power Block to keep the sides of the Bivi Trough covered for a clean aesthetic.

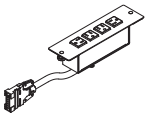

Four-Circuit Modular Powerway (TS8P4QUAD) is available in three wiring schematics with multiple line options.

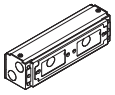

Chicago Hardwire Box is available. It accommodates two receptacles per side.

Duplex Receptacles are available in 15-amp, isolated, or system ground and are available in three wiring schematics with multiple line options. Receptacles have two outlets and are ordered separately.

Duplex Receptacles are available in nine plastic colors:

6000 Black
6009 Arctic White
6249 Platinum Solid
6527 Merle
6651 Tungsten
6652 Titanium
6654 Sand
6697 Fog
6B03 Red

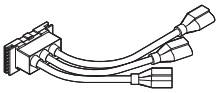

Modular Flexible Receptacles are available in 15-amp, isolated or system ground, with multiple line options. Flexible Receptacles offer easy access to three outlets.

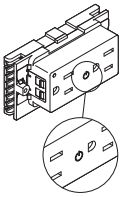

Controlled Receptacle must be indicated when tying into the building management system. Duplex Receptacles have an option for a factory permanent, pad stamp power icon symbol. Symbol aids in Title 24 compliance.
▶See *Surface Materials*, page 184, for symbol ink colors.

USB Receptacles are 2.1 amperage quick charge which is a 50% faster charge than the 1.0 amperage version. USB Receptacles are available in three wiring schematics with multiple line options. USB Receptacles offer easy access to two charging ports. Each port provides 1 amperage of output. USB Receptacles conveniently charge a wide range of electronic devices. Some devices may not be compatible.

Bezel Receptacle Cover installs in the sides of Bivi Trough, providing access to the Four-Circuit Duplex Receptacles.

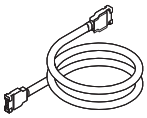

Modular Harnesses are used to connect power blocks.
▶See *Power Routing Harness Chart*, page 80, to determine lengths needed.

Power Infeed Cover can be used to conceal conduit and cables along the floor.



Two Power Strips are available: rectangular and pyramid. Each have options of power, data, and USB ports. The Rectangular Power Strip has an option for clamp-on mount that works well in the Bivi table scallop at both seated and standing heights.

Rectangular Power Strip with clamp-on mount works on worksurfaces that range from ½" to 2½" thick.

Trough-Mounted Data Access, TS8DATA, snaps into a 48"W, 60"W, or 72"W Trough and provides an opening to fit standard sized communication modules.

Three wiring schematics are available—3+1, 2+2, and three circuits with separate neutrals (3SN). All the components in an electrical distribution system must use the same wiring schematic. For safety, the components are keyed, labeled, and color-coded to make it impossible to connect mismatched parts.

All electrical components are cULus listed to the appropriate industry standards in accordance with the National and Canadian Electrical code.

Local electrical codes vary, so consult with your local authority having jurisdiction as they have final say if the products as installed are compliant with local code. Consult a qualified electrical contractor or engineer for the proper installation of all electrical components.

Power Routing Harness Chart

From Unit to Unit, Four Circuit

Tip: When using SmartTools to specify Bivi, the harness lengths will be determined by the SmartTools software.

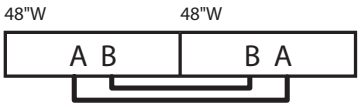

Harness Length	
A to A	51"
B to B	45"

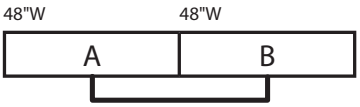

Harness Length	
A to B	48"



Harness Length	
A to A	111"
B to B	107"

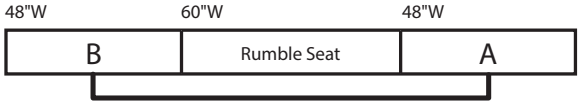

Harness Length	
B to A	107"

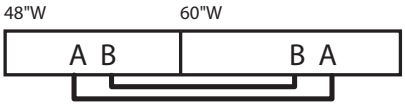

Harness Length	
A to A	57"
B to B	51"

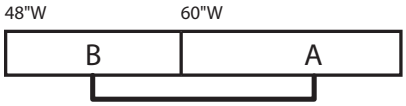

Harness Length	
B to A	54"

Note: A = Connector Block, four-circuit
B = Standard-Capacity Power Block, four-circuit

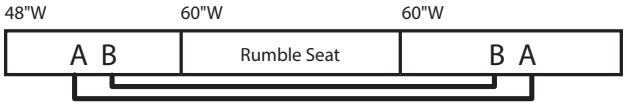

Harness Length

A to A	118"
B to B	111"

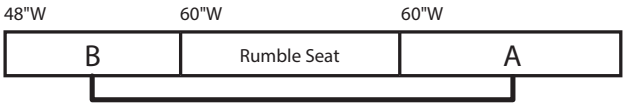

Harness Length

B to A	115"

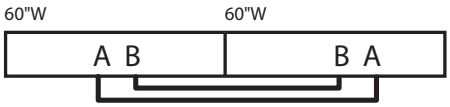

Harness Length

A to A	63"
B to B	57"

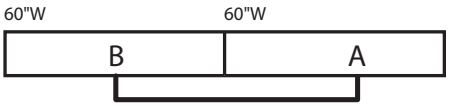

Harness Length

B to A	60"



Harness Length

A to A	124"
B to B	115"

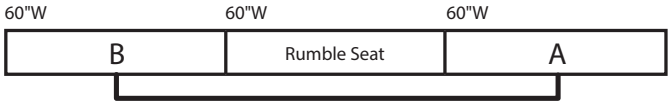

Harness Length

B to A	121"

Note: A = Connector Block, four-circuit
B = Standard-Capacity Power Block, four-circuit

Power Routing Harness Chart, From Unit to Unit, Four Circuit, continued

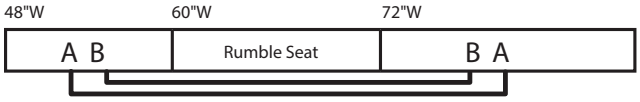

Harness Length

A to A	124"
B to B	115"

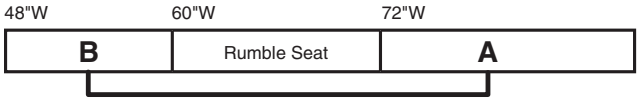

Harness Length

B to A	118"

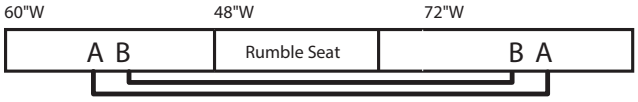

Harness Length

A to A	118"
B to B	111"

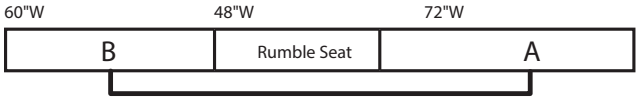

Harness Length

B to A	115"

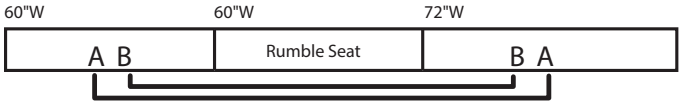

Harness Length

A to A	144"
B to B	121"

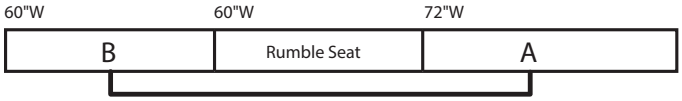

Harness Length

B to A	127"

Harness Length

A to A	84"
B to B	67"

Harness Length

B to A	72"

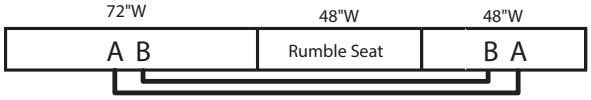

Harness Length

A to A	111"
B to B	107"

Note: A = H-Block Connector, style number TS8PHBC
B = Standard Capacity Power Block, style number TS8PBS

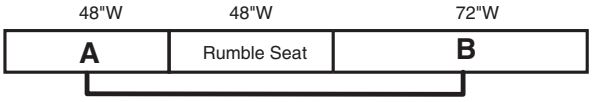

Harness Length

A to B	107"

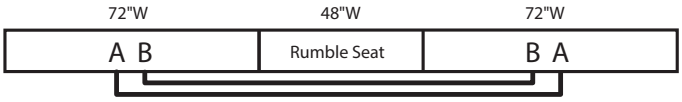

Harness Length

A to A	124"
B to B	115"

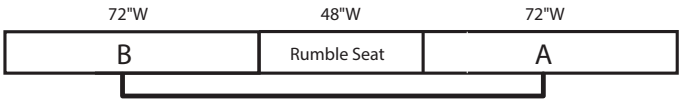

Harness Length

B to A	121"

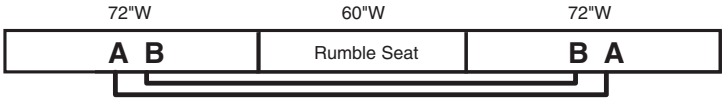

Harness Length

A to A	144"
B to B	127"

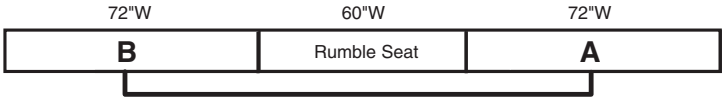

Harness Length

B to A	144"

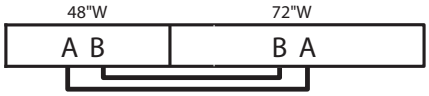

Harness Length

A to A	63"
B to B	57"

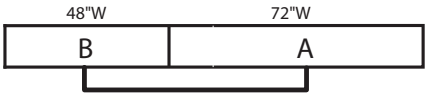

Harness Length

B to A	60"

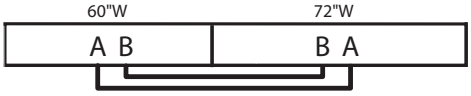

Harness Length

A to A	72"
B to B	63"

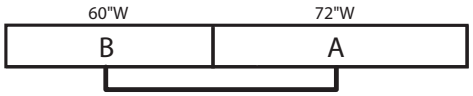

Harness Length

B to A	67"

Note: A = H-Block Connector, style number TS8PHBC
B = Standard Capacity Power Block, style number TS8PBS

Building Interface

Four Circuit

Building power and data can interface with Bivi tables from the floor, wall, column, or ceiling. Both modular and hard-wire infeeds are available.

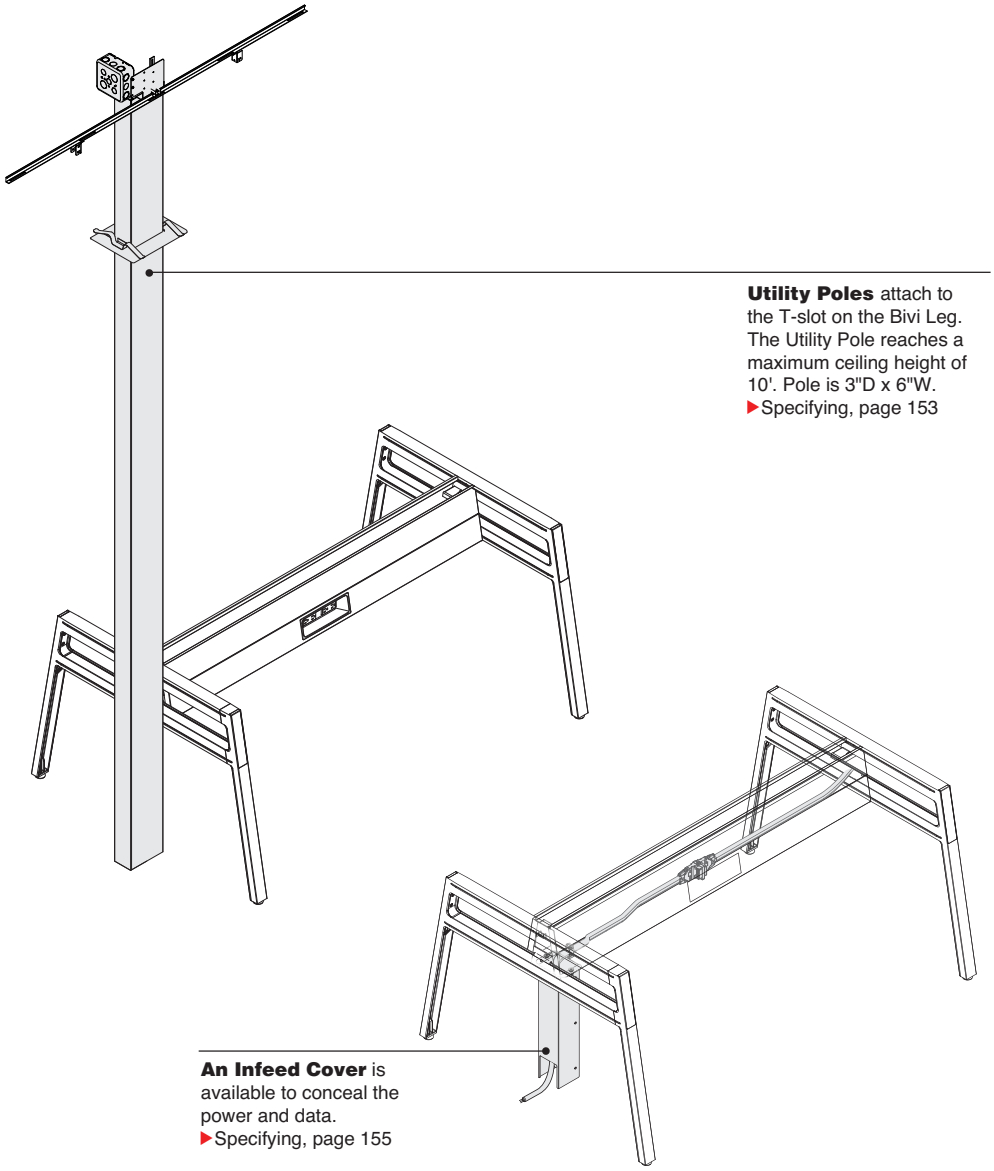

Utility Poles attach to the T-slot on the Bivi Leg. The Utility Pole reaches a maximum ceiling height of 10'. Pole is 3"D x 6"W.
▶Specifying, page 153

An Infeed Cover is available to conceal the power and data.
▶Specifying, page 155

Infeeds can enter Bivi tables at either end or anywhere along the Trough.

Infeed Cover

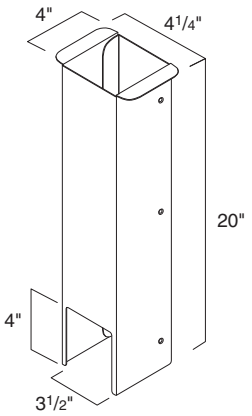

Wiring and Cabling

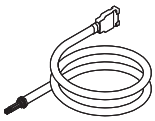

Hardwire-to-Modular Power Infeed is available in 6, 12, and 24 foot lengths. If a shorter harness is needed, it can be cut by the electrician. The hardwired end is connected by an electrician to a junction box wherever it is located in the building. The harness is routed into the Trough and connected to a power block. Non-PVC is standard. PVC version can be optioned.

Straight/ Flush

90°

Modular Junction Box Faceplate can be ordered separately and used with any modular harness length when 12 and 24 foot lengths are not appropriate. Straight/ flush and 90° faceplates are available. A 90° Junction Box Faceplate is recommended for use at a wall or column. Non-PVC is standard. PVC version can be optioned.

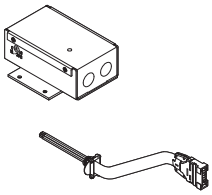

New York Power Infeeds are available. The junction box is mounted to the underside of the Trough. A 50" harness is included to reach the first power block in the Trough. If a shorter harness is needed, it can be cut by the electrician. Non-PVC is standard. PVC version can be optioned. Hardwire-to-Modular Infeeds can also be used.

Hardwired/Chicago Power Infeeds are supplied by the electrician.

San Francisco can use hardwire or modular infeeds. When infeed is coming from floor or wall, liquid tight metallic conduit may be required. In this case, order infeed specific to San Francisco.

Base Power Infeeds are not available.

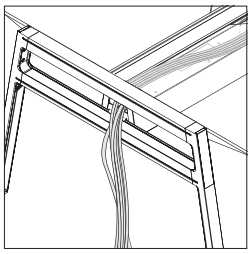

Power and data can enter the Trough through the end or in the middle of a run. ▶See *Cable Capacities,* page 76.

Three wiring schematics are available—3+1, 2+2, and three circuits with separate neutrals (3SN). All the components in an electrical distribution system must use the same wiring schematic. For safety, the components are keyed, labeled, and color-coded to make it impossible to connect mismatched parts.

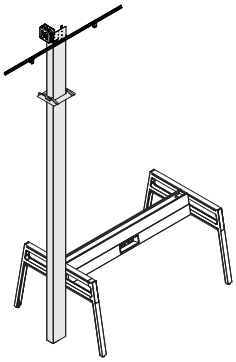

Utility Pole connects to the T-slot in the Bivi Leg.

Non-PVC modular electrical components are the standard offering with the option to order PVC on some components. For those trying to gain the LEED Innovation and Design credit, non-PVC should be selected.

All electrical components are cULus listed to the appropriate industry standards in accordance with the National and Canadian Electrical code.

Local electrical codes vary, so consult with your local authority having jurisdiction as they have final say if the products as installed are compliant with local code. Consult a qualified electrical contractor or engineer for the proper installation of all electrical components.

Storage

Trunk storage attaches to the end of a Bivi Table for Two. It has storage on each end as well as additional storage in the middle. Trunks are also available with freestanding legs for a freestanding application.
▶ Specifying, pages 157-159

Depot storage is freestanding and comes in two high or three high. Depot is not approved to be stacked on top of each other and cannot be wall mounted.

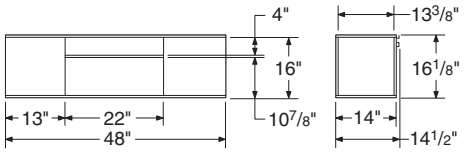

48" Trunk

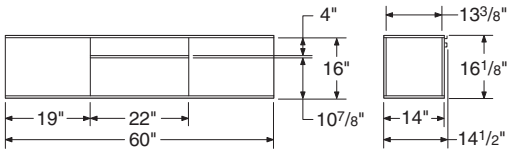

60" Trunk

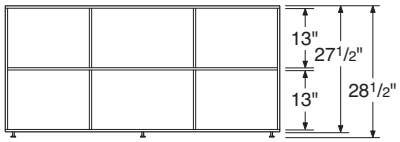

2 High

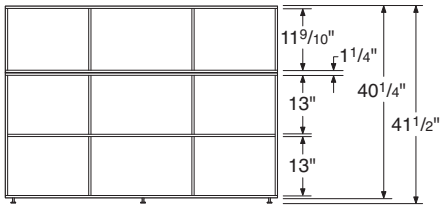

3 High

Trunk

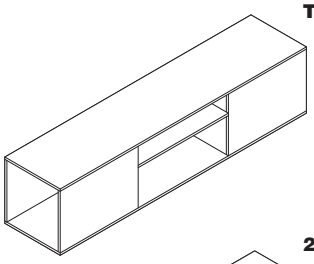

2-High Depot

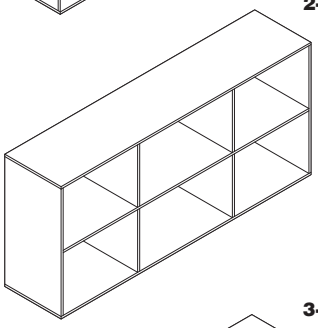

3-High Depot

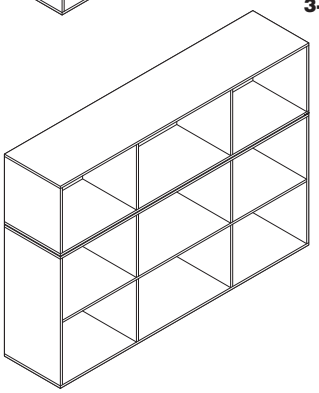

48" Trunk with Freestanding Legs

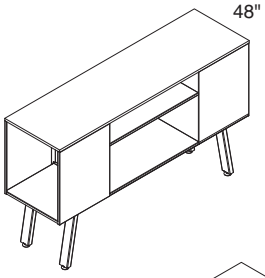

60" Trunk with Freestanding Legs

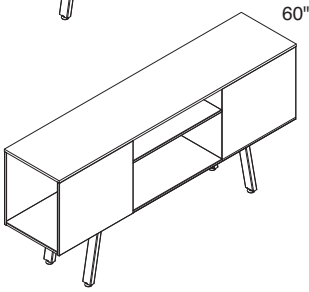

The same Freestanding Legs are used on the 48"W and 60"W Trunk.

Product Details

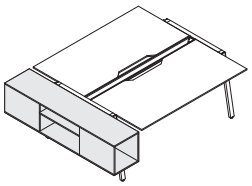

Trunk storage attaches to the end of a Bivi Table for Two. It has storage on each end as well as additional storage in the middle.

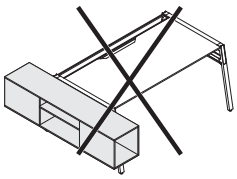

Trunk cannot be used on a Bivi Table for One.

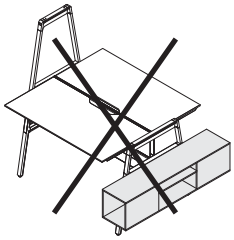

Trunk is not recommended to be used on a standing height Bivi Table for Two. The trunk table frame attachment brackets only work on the Bivi Leg, not on the Short or Tall Arch. Therefore, Trunk does not line up with the standing height Full Tops.

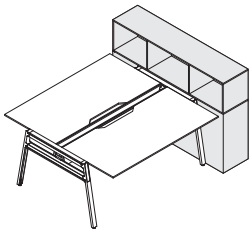

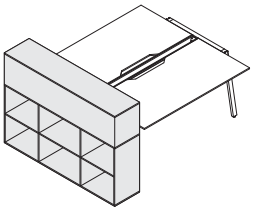

3-High Depot has the ability to turn the top section around so it faces the Full Top when placed against the end of the Bivi table.

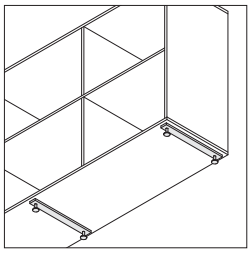

Depot storage comes with feet on each end and a foot in the middle, all with adjustable glides.

Weight Capacities

Trunk: 200 pounds on top, 50 pounds per cubby, and 25 pounds per shelf.

Depots: 200 pounds on top (all sizes) and 50 pounds per cubby (all sizes).

Surface Materials

Trunk top and Depot storage
- Laminate

Trunk case and shelves
- Paint

Components and Accessories

Half-Round Top, Transaction Top, End Hanging Top, Gallery Panel, Top Shelf, Bottom Shelf, Hook, Media Support System, and Eyesite Monitor Mounts

Half-Round Top attaches to the end of a Bivi Table for Two
▶ Specifying, page 161

Eyesite monitor arms are available with Bivi Bracket to assemble into the Trough: style numbers **FPAEC1BIVI**, **FPAEC2BIVI**, **FPAELC1BIVI**, and **FPAELC2BIVI**.

Bottom Shelf attaches to the leg of a Bivi table. The Bottom Shelf can hold a CPU, backpack, computer bag, and other small items.
▶ Specifying, page 172

Hooks attach to the leg of a Bivi table either under the desk or on the outside. Hooks also attach to a Bivi Arch. Hooks come in two-packs or four-packs.
▶ Specifying, page 172

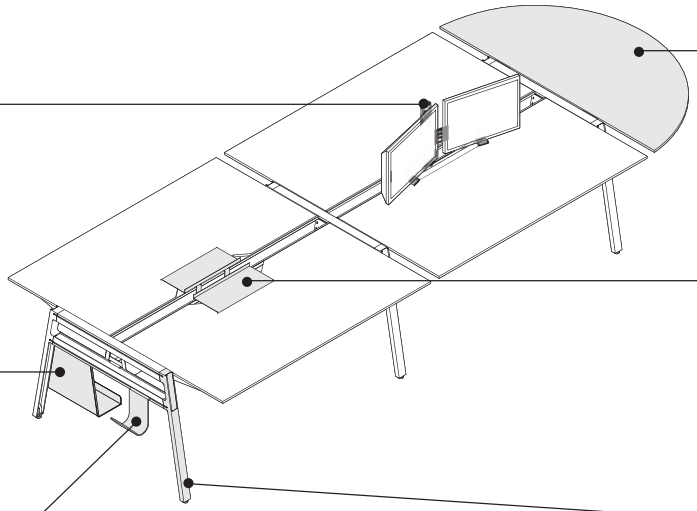

Adding a Half-Round Top at the ends of a Bivi Table for Two creates a conference table.

Top Shelf attaches to the Cable Trough. Three Top Shelves can span across a Bivi Table for One; up to six top shelves can be used on a Bivi Table for Two.
▶ Specifying, page 172

Bivi Leg is available to order separately for reconfiguration purposes. In an existing benching application, you can take apart the table and add a leg to create two freestanding tables.
▶ Specifying, page 170

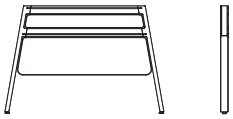

Leg Infill and Leg Modesty are available to use on the Bivi Leg to close off the end-of-runs. They can be used separately or together.

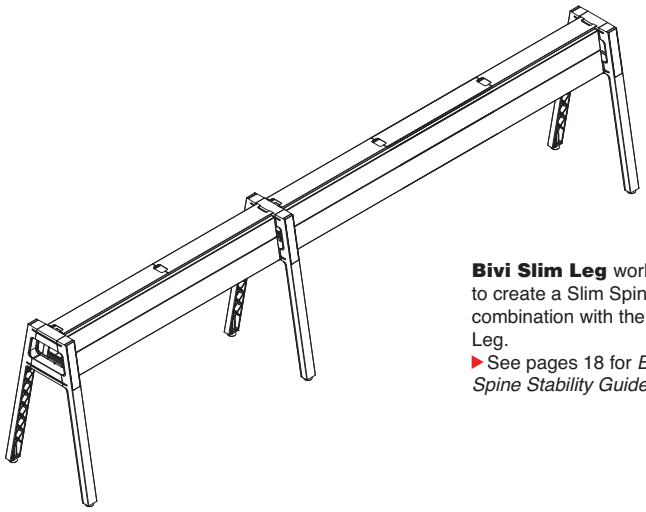

Bivi Slim Leg works alone to create a Slim Spine or in combination with the Bivi Leg.
▶ See pages 18 for *Bivi Spine Stability Guidelines.*

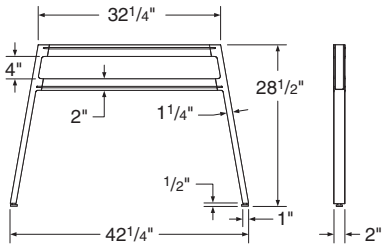

Leg

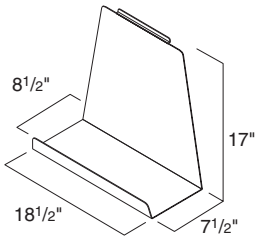

Bottom Shelf

Weight Capacities

Half-Round Top	200 pounds
Transaction Top	100 pounds
Mid Transaction Top	50 pounds
Mini Transaction Top	50 pounds
Hook	25 pounds
Top Shelf	30 pounds
Bottom Shelf	30 pounds
End Hanging Top	200 pounds

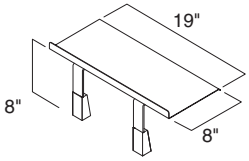

Top Shelf

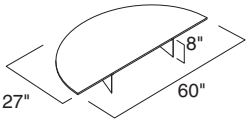

Half-Round Top

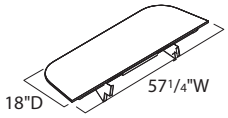

Transaction Top

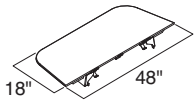

Mid Transaction Top

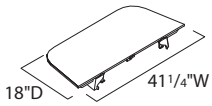

Mini Transaction Top

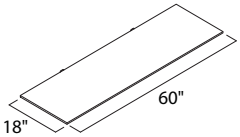

End Hanging Top

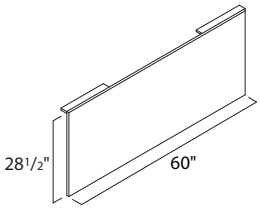

Gallery Panel

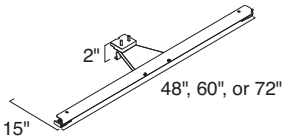

Table-Mounted Monitor Arm Brace

Components and Accessories, Half-Round Top, Transaction Top, End Hanging Top, Gallery Panel, Top Shelf, Bottom Shelf, Hook, Media Support System, and Eyesite Monitor Mounts, continued

Product Details

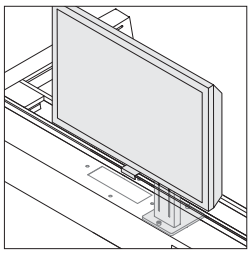

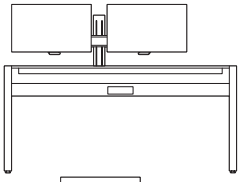

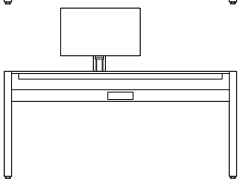

Single and dual Eyesite monitor arms are available with a Bivi Bracket that assembles in the Bivi Trough.

Half-Round Top will not work with a stand alone 48"W or 60"W Bivi Table for Two, due to stability test guidelines. Half-Round Top is approved to work with 72"W Bivi Table for Two.

Half-Round Top is not recommended to be used on a standing height Bivi Table for Two. The overall width is 4" wider than the span of two Full Top depths and the depth of a Bivi Trough. At standing height, the Half-Round Top will overhang the footprint of two Full Tops by 2" on either side.

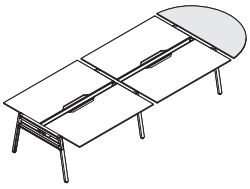

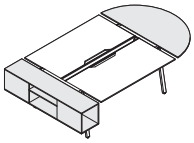

Half-Round Top will work with 48"W, 60"W, or 72"W Bivi with additional product added to the other end. For example, add a Bivi table or Trunk to a 48" Bivi Table for Two.

Transaction Top attaches at the end of a 60"W Bivi Table for Two at standing height to create a team table or easy collaboration spot.

Mini Transaction Top attaches at the end of either two Upper Dual Tops or two 21"D Tops at standing height.

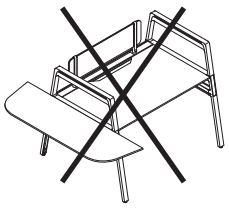

Transaction Top is not recommended to be used on a Bivi Table for One. It overhangs the Table for One footprint and creates unwelcome edges.

Transaction Top is not recommended to be used at a seated height Bivi Table for Two. The overall width is 56" to match the two Full Tops in a Bivi Table for Two at standing height. This is 4" narrower than a Half-Round Top due to no Trough in the center of a Bivi Table for Two at standing height.

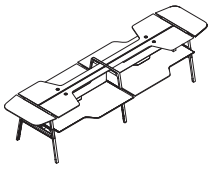

Mini Transaction Top attaches at the end of two Upper Dual Tops to create a small collaboration spot.

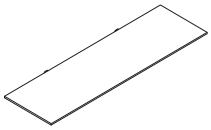

End Hanging Top is a 60"W x 18"D top that attaches to the end of a seated height Bivi table run. It is designed to provide extra workstations in a smaller foot print, and to keep the square aesthetic of Bivi.

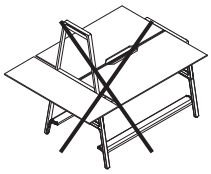

End Hanging Top is not recommended to be installed on a Bivi Standing Height Table for Two. Brackets are designed to attach into the leg and not the Short or Tall Arch.

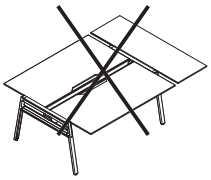

End Hanging Top will not work with stand alone 48"W or 60"W Bivi Table for Two due to stabilizing guidelines. End Hanging Top is approved to work with 72"W Bivi Table for Two.

Mid Transaction Top attaches at the end of a 48"W Bivi Table for Two at standing height.

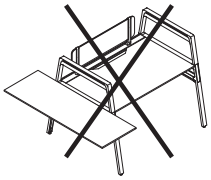

End Hanging Top cannot be installed on a Bivi Table For One. End Hanging Top overhangs past the Table for One and creates unwelcomed edges.

Back and side edges of End Hanging Top have an edge band that is defaulted to match the laminate surface.



Grain direction of End Hanging Top is always side to side.

End Hanging Top works with 60"W Bivi Table for Two. It does not line up with 48"W Bivi Table for Two.

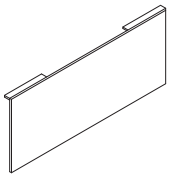

Gallery Panel is a panel that attaches to the Bivi Leg at the end of a run to conceal the understructure of the Bivi frame when a closed visual is desired.

Gallery Panel works with 60"W Bivi Table for Two. It does not line up with 48"W Bivi Table for Two.

Gallery Panel is not recommended to be installed on a Bivi Standing Height Table for Two. Gallery Panel is only 28½"H which would lead to a gap from the panel to the top at standing height.

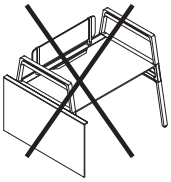

Gallery Panel cannot be installed on a Bivi Table For One. The Gallery Panel overhangs past the Table for One and creates unwelcome edges.

Back and side edges of Gallery Panel have an edge band that is defaulted to match the laminate surface.

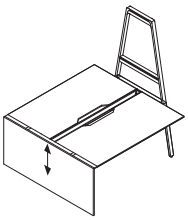

Grain direction is always specified up and down (waterfall) to work with the grain direction of the Bivi Full Tops.

Bivi Monitor Arm Brace Matrix

	48" Seated and Standing	60" and 72" Seated and Standing, 60" and 72" Lower Dual Top without Upper Dual Top	60" and 72" Upper and Lower Tops Dual Tops	60" and 72" Upper Dual Top without Lower Dual Tops
	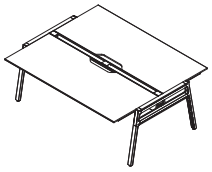 	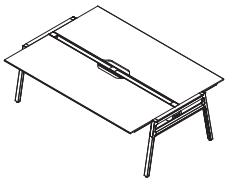 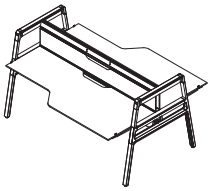	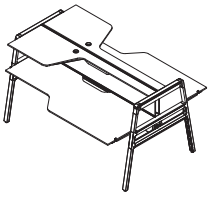	
Monitor Arm				
Eyesite				
FPAC1TM	Yes	Yes	No	No
FPAC2TM	Yes	Yes	No	No
FPAEC1TM	Yes	Yes	No	No
FPAEC2TM	Yes	Yes	No	No
FPAELC1TM	Yes	Yes	No	No
FPAELC2TM	Yes	Yes	No	No
FPAFC3TM	No	Yes	No	No
FPALC1TM	Yes	Yes	No	No
FPALC2TM	Yes	Yes	No	No
CF Series				
CF800	Yes	Yes	Yes	No
CF600	Yes	Yes	Yes	No
CF500	Yes	Yes	Yes	No
CF450	Yes	Yes	Yes	No
CF800MSP	Yes	Yes	No	No
CF600MSP	Yes	Yes	No	No
CF500MSP	Yes	Yes	No	No
CF450MSP	Yes	Yes	No	No
CFMDSP	Yes	Yes	No	No
CFMDSWP	Yes	Yes	No	No

Components and Accessories, Half-Round Top, Transaction Top, End Hanging Top, Gallery Panel, Top Shelf, Bottom Shelf, Hook, Media Support System, and Eyesite Monitor Mounts, continued

Bivi Monitor Arm Brace Matrix, continued

	48" Seated and Standing	60" and 72" Seated and Standing, 60" and 72" Lower Dual Top without Upper Dual Top	60" and 72" Upper and Lower Tops Dual Tops	60" and 72" Upper Dual Top without Lower Dual Tops
	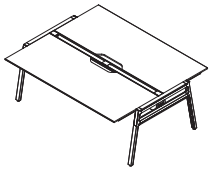	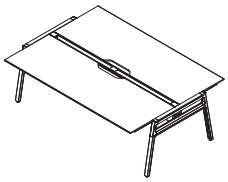 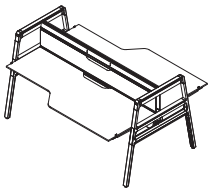	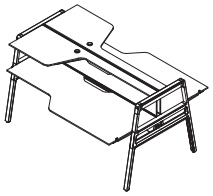 	
Monitor Arm CF Series, continued				
CF450MDDP	Yes	Yes	No	No
CF500MDDP	Yes	Yes	No	No
CF600MDDP	Yes	Yes	No	No
CF800MDDP	Yes	Yes	No	No
CF800DUALBARCTM	Yes	Yes	Yes	No
CF450MDDLP	Yes	Yes	No	No
CF500MDDLP	Yes	Yes	No	No
CF600MDDLP	Yes	Yes	No	No
CF800MDDLP	Yes	Yes	No	No
CFSHA	Yes	Yes	No	No
CFDHA	Yes	Yes	No	No
CFMTSP	No	Yes	No	No
CFMTSWP	No	Yes	No	No
CF Series Evolution				
CFESARM	Yes	Yes	Yes	No
CFEDARM	Yes	Yes	No	No

Product Details

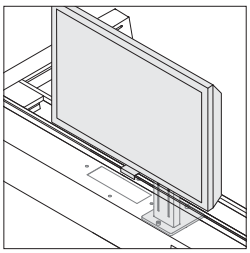

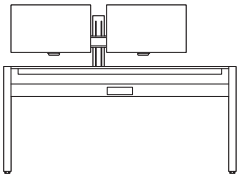

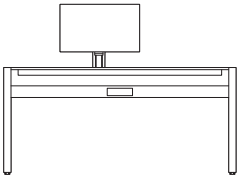

Single and dual Eyesite monitor arms are available with a Bivi Bracket that assembles in the Bivi Trough.

Half-Round Top will not work with a stand alone 48"W or 60"W Bivi Table for Two, due to stability test guidelines. Half-Round Top is approved to work with 72"W Bivi Table for Two.

Half-Round Top is not recommended to be used on a standing height Bivi Table for Two. The overall width is 4" wider than the span of two Full Top depths and the depth of a Bivi Trough. At standing height, the Half-Round Top will overhang the footprint of two Full Tops by 2" on either side.

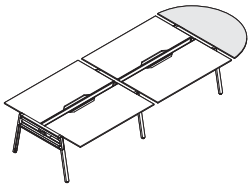

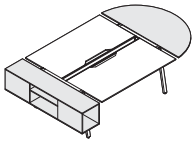

Half-Round Top will work with 48"W, 60"W, or 72"W Bivi with additional product added to the other end. For example, add a Bivi table or Trunk to a 48" Bivi Table for Two.

Transaction Top attaches at the end of a 60"W Bivi Table for Two at standing height to create a team table or easy collaboration spot.

Mini Transaction Top attaches at the end of either two Upper Dual Tops or two 21"D Tops at standing height.

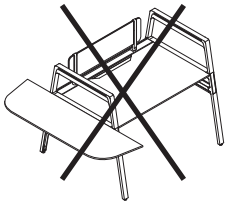

Transaction Top is not recommended to be used on a Bivi Table for One. It overhangs the Table for One footprint and creates unwelcome edges.

Transaction Top is not recommended to be used at a seated height Bivi Table for Two. The overall width is 56" to match the two Full Tops in a Bivi Table for Two at standing height. This is 4" narrower than a Half-Round Top due to no Trough in the center of a Bivi Table for Two at standing height.

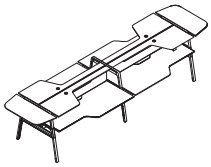

Mini Transaction Top attaches at the end of two Upper Dual Tops to create a small collaboration spot.

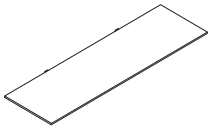

End Hanging Top is a 60"W x 18"D top that attaches to the end of a seated height Bivi table run. It is designed to provide extra workstations in a smaller foot print, and to keep the square aesthetic of Bivi.

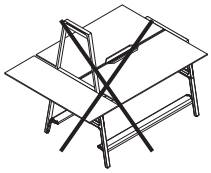

End Hanging Top is not recommended to be installed on a Bivi Standing Height Table for Two. Brackets are designed to attach into the leg and not the Short or Tall Arch.

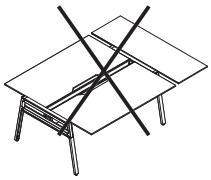

End Hanging Top will not work with stand alone 48"W or 60"W Bivi Table for Two due to stabilizing guidelines. End Hanging Top is approved to work with 72"W Bivi Table for Two.

Mid Transaction Top attaches at the end of a 48"W Bivi Table for Two at standing height.

Components and Accessories, Half-Round Top, Transaction Top, End Hanging Top, Gallery Panel, Top Shelf, Bottom Shelf, Hook, Media Support System, and Eyesite Monitor Mounts, continued

Product Details

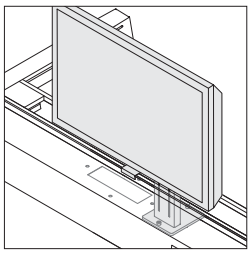

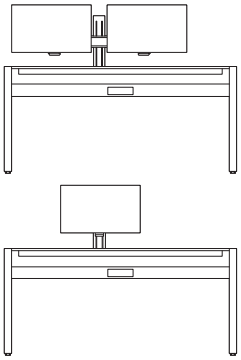

Single and dual Eyesite monitor arms are available with a Bivi Bracket that assembles in the Bivi Trough.

Half-Round Top will not work with a stand alone 48"W or 60"W Bivi Table for Two, due to stability test guidelines. Half-Round Top is approved to work with 72"W Bivi Table for Two.

Half-Round Top is not recommended to be used on a standing height Bivi Table for Two. The overall width is 4" wider than the span of two Full Top depths and the depth of a Bivi Trough. At standing height, the Half-Round Top will overhang the footprint of two Full Tops by 2" on either side.

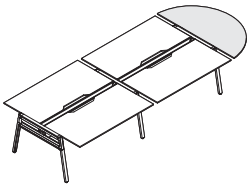

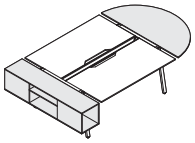

Half-Round Top will work with 48"W, 60"W, or 72"W Bivi with additional product added to the other end. For example, add a Bivi table or Trunk to a 48" Bivi Table for Two.

Transaction Top attaches at the end of a 60"W Bivi Table for Two at standing height to create a team table or easy collaboration spot.

Mini Transaction Top attaches at the end of either two Upper Dual Tops or two 21"D Tops at standing height.

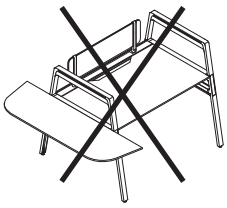

Transaction Top is not recommended to be used on a Bivi Table for One. It overhangs the Table for One footprint and creates unwelcome edges.

Transaction Top is not recommended to be used at a seated height Bivi Table for Two. The overall width is 56" to match the two Full Tops in a Bivi Table for Two at standing height. This is 4" narrower than a Half-Round Top due to no Trough in the center of a Bivi Table for Two at standing height.

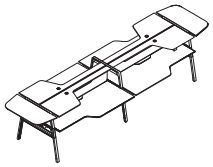

Mini Transaction Top attaches at the end of two Upper Dual Tops to create a small collaboration spot.

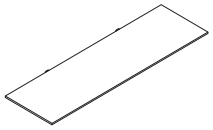

End Hanging Top is a 60"W x 18"D top that attaches to the end of a seated height Bivi table run. It is designed to provide extra workstations in a smaller foot print, and to keep the square aesthetic of Bivi.

End Hanging Top is not recommended to be installed on a Bivi Standing Height Table for Two. Brackets are designed to attach into the leg and not the Short or Tall Arch.

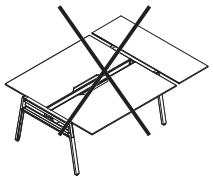

End Hanging Top will not work with stand alone 48"W or 60"W Bivi Table for Two due to stabilizing guidelines. End Hanging Top is approved to work with 72"W Bivi Table for Two.

Mid Transaction Top attaches at the end of a 48"W Bivi Table for Two at standing height.

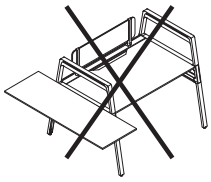

End Hanging Top cannot be installed on a Bivi Table For One. End Hanging Top overhangs past the Table for One and creates unwelcomed edges.

Back and side edges of End Hanging Top have an edge band that is defaulted to match the laminate surface.



Grain direction of End Hanging Top is always side to side.

End Hanging Top works with 60"W Bivi Table for Two. It does not line up with 48"W Bivi Table for Two.

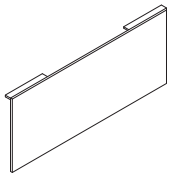

Gallery Panel is a panel that attaches to the Bivi Leg at the end of a run to conceal the understructure of the Bivi frame when a closed visual is desired.

Gallery Panel works with 60"W Bivi Table for Two. It does not line up with 48"W Bivi Table for Two.

Gallery Panel is not recommended to be installed on a Bivi Standing Height Table for Two. Gallery Panel is only 28½"H which would lead to a gap from the panel to the top at standing height.

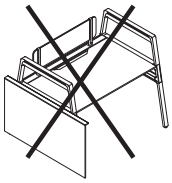

Gallery Panel cannot be installed on a Bivi Table For One. The Gallery Panel overhangs past the Table for One and creates unwelcome edges.

Back and side edges of Gallery Panel have an edge band that is defaulted to match the laminate surface.

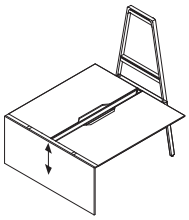

Grain direction is always specified up and down (waterfall) to work with the grain direction of the Bivi Full Tops.

Table-Mounted Monitor Arm Brace is used to attach monitor mounts such as Eyesite to Bivi. This brace is compatible with seated-, standing-, and dual-height applications of Bivi.

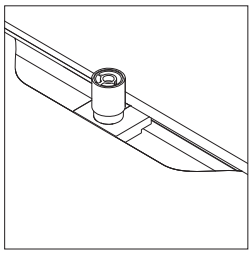

Table-Mounted Monitor Arm Brace is installed in the scallop of the top and does not interfere with the trough. This allows the brace to be used at seated height and standing height.

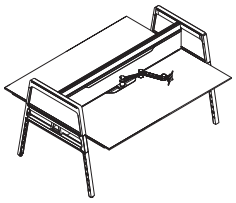

Table-Mounted Monitor Arm Brace can be used with a screen or a modesty panel installed.

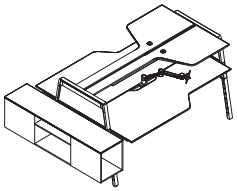

Due to interference with the Bivi Upper Dual Tops, only the following monitor arms can be installed in applications with Upper Dual Top:

CF Series	Style Number
Single	**CF800**
Single	**CF600**
Single	**CF500**
Single	**CF450**
Single	**CF800DUALBARCTM**

CF Series Evolution	Style Number
Single	**CFESARM**

Components and Accessories, Half-Round Top, Transaction Top, End Hanging Top, Gallery Panel, Top Shelf, Bottom Shelf, Hook, Media Support System, and Eyesite Monitor Mounts, continued

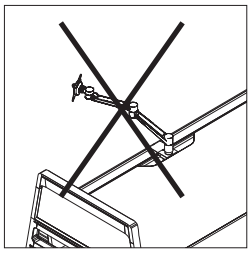

On a Bivi Table for One, the monitors cannot be rotated to where they are hanging over the other side due to possible tipping.

Triple wide monitor arms are available on Bivi Full Tops. The Eyesite and CF Series triple wide monitor arms can be specified on Bivi standing and seated height 60" and 72" applications. Triple wide monitor arms can not be used on dual-height applications due to interference.

Style numbers FPAEC1BIVI, FPAEC2BIVI, and FPAELC2BIVI can only be used at seated height without a modesty panel installed.

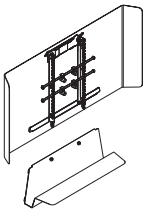

Media Support System consists of three parts — Monitor Mount, Shroud, and Shelf — that can have matching or contrasting paint colors. Each item can be ordered separately or as a full kit (package).

Attachment: Media Support System can only be attached to a Bivi Tall Arch. It cannot attach to a Bivi Short Arch or to the lower T-slot in a Bivi Tall Arch.

Monitor Dimensions and VESA Patterns:
Media Support System can accommodate monitors ranging from 32" to 43", and less than 50 pounds. System accommodates monitors with the following VESA Patterns:
- 75 mm x 75 mm
- 100 mm x 75 mm
- 100 mm x 100 mm
- 200 mm x 100 mm
- 200 mm x 200 mm
- 300 mm x 200 mm
- 300 mm x 300 mm
- 400 mm x 200 mm
- 400 mm x 400 mm

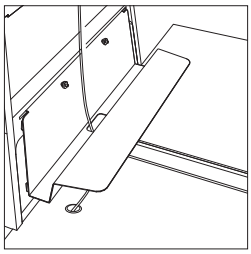

A grommet opening comes standard in the Media Support Shelf, and an additional grommet can be installed in the Bivi Full Top to manage cables and gain easier access to power.

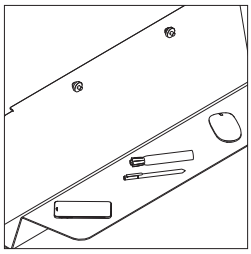

Media Support Shelf can be used as a way to manage cords and hold small devices such as remotes, display devices, and electronics.

Bivi Trough Accessory Install Guide

48" Bivi Tables

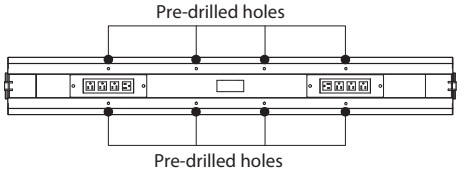

48" Bivi Table Trough has eight (8) predrilled hole patterns in the Trough floor to accept accessories.

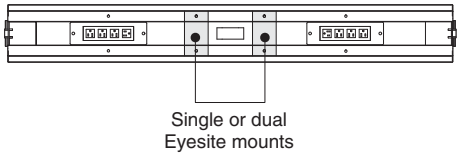

Tip: End locations are not recommended for Eyesite dual monitors in the 48" or 60" Bivi Tables.

Tip: End locations are not recommended for Eyesite single monitor arms if power is installed.

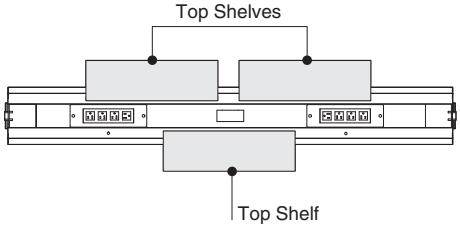

Possible Top Shelf locations.

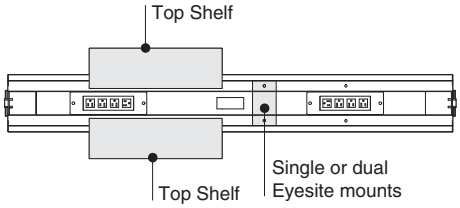

Example of mixing Eyesite monitor arms and Top Shelf accessories.

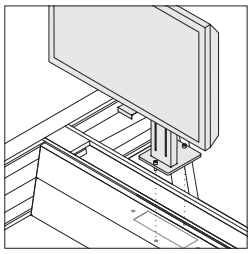

Eyesite single or dual monitor arms with a Bivi Bracket take up two (2) of the holes across from each other.

60" and 72" Bivi Tables

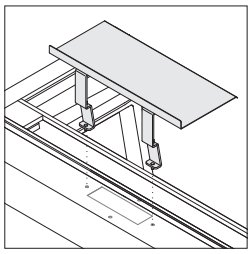

Shelves take up two (2) of the holes side by side.

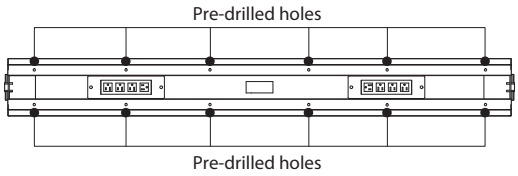

60" and 72" Bivi Tables Trough has twelve (12) predrilled hole patterns in the Trough floor to accept accessories.

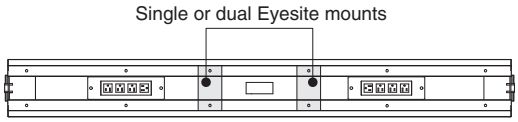

Tip: End locations are not recommended for Eyesite dual monitors in the 48" or 60" Bivi Tables.

Tip: End locations are not recommended for Eyesite single monitor arms if power is installed.

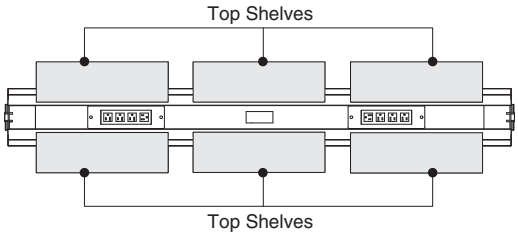

Possible top shelf locations. Up to six (6) shelves can be installed in one 60" and 72" Bivi Trough.

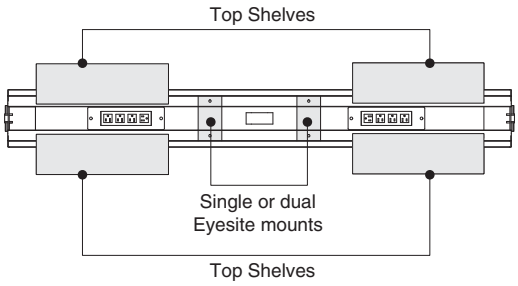

Example of mixing Eyesite monitor arms and Top Shelf accessories.

Components and Accessories, Half-Round Top, Transaction Top, End Hanging Top, Gallery Panel, Top Shelf, Bottom Shelf, Hook, Media Support System, and Eyesite Monitor Mounts, continued

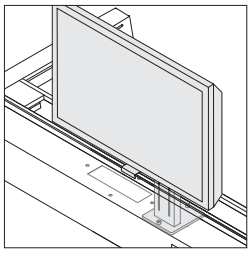

Eyesite single or dual monitor arms with a Bivi Bracket take up two (2) of the holes across from each other.

Application Topics

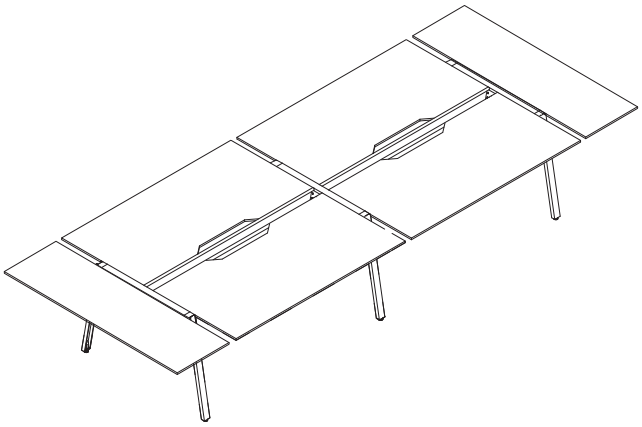

Conference setting can be created by a Bivi 4-pack with an End Hanging Top on both ends to make it into a 6-pack.

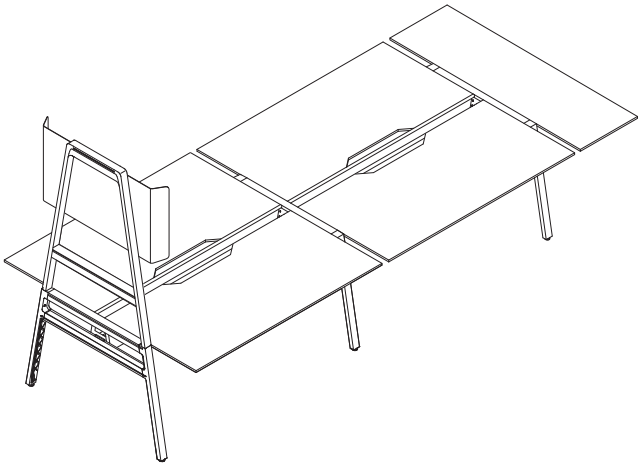

Collaboration setting can be created by a Bivi 2-pack with End Hanging Top on one end and with a Media Support Mount and Media Support Shroud on the other side to provide a meeting space.

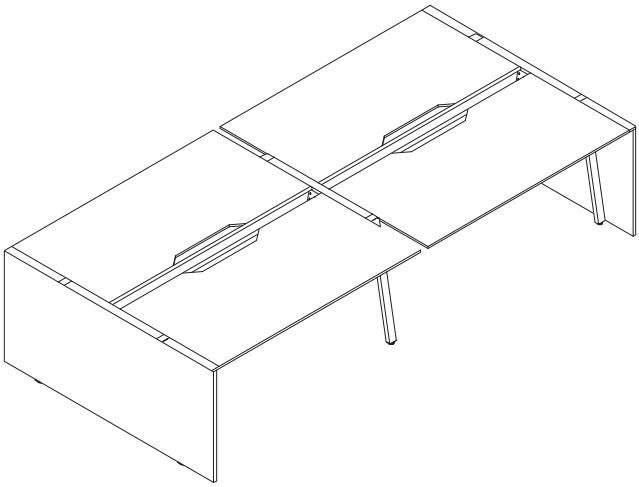

Gallery Panels are used on each side of a setting when a closed finished visual is desired.

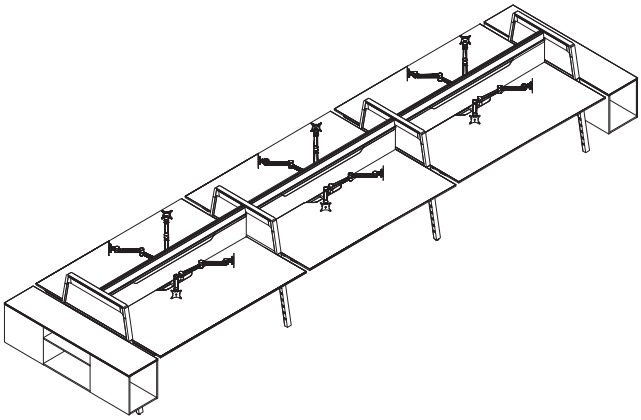

Tech seated setting can include a Bivi 6-pack at seated height with dual monitors on each top and with modesty panels attached.

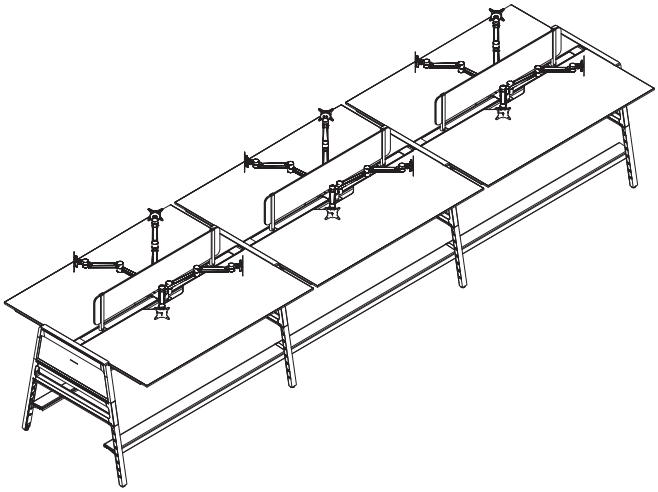

Tech standing setting can include a Bivi 6-pack at standing height with dual monitors on each top and with modesty panels attached.

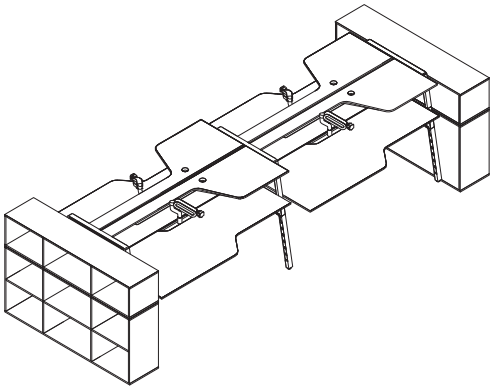

Focus zone setting can include a 4-pack of 72"W Bivi Dual Height Tops with Eyesite monitors on each application.

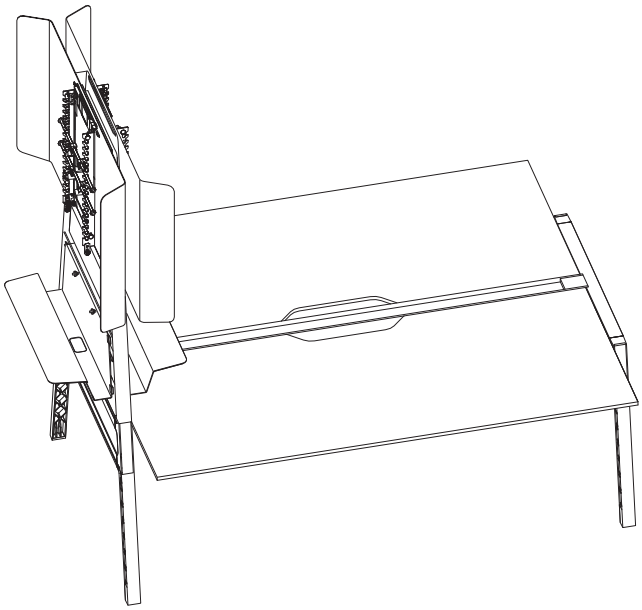

Media Support System can support two full systems with monitors on a single Bivi Tall Arch.

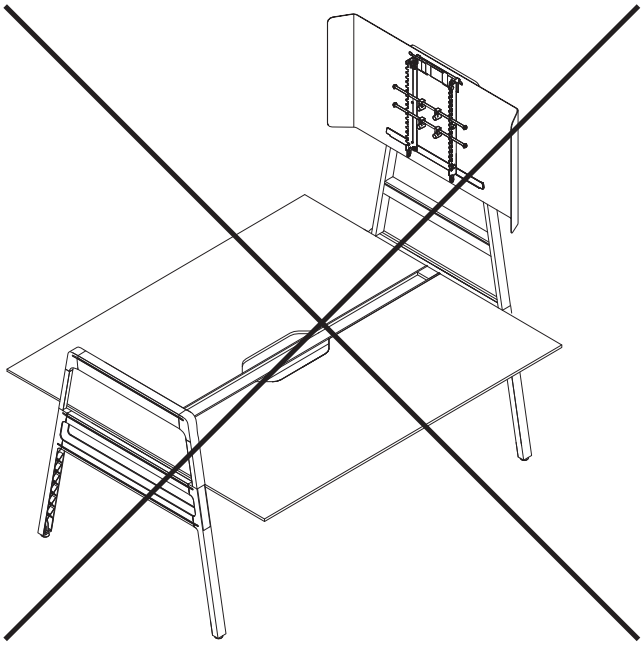

Media Support System cannot be installed on a seated height Bivi For Table Two.

Bivi Height-Adjustable Desks

T-Leg

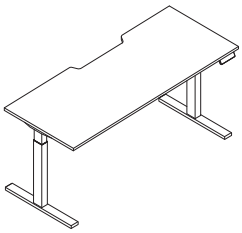

Tip: Any storage higher than 20" will impede lowest height range of worksurface. Do not place storage underneath controller.

Tip: Only single and dual flat panel monitor arm applications are permitted for use with 2-leg height-adjustable desks.
▶See *Worktools Specification Guide.*

Tip: Base supports a maximum distributed weight capacity of 250 lbs. When calculating lifting capacity, subtract the weight of the worksurface.
▶See page 44 for worksurface weights.

	Standard Includes	Required to Specify
▶Need help? Product details, page 40	• Worksurface: Low-Pressure Laminate price group 1 • 3 mm plastic edge band on front and 1 mm on back edge • Electric height-adjustable sit-to-stand base: paint price group 1 • Depth: 24", 25", 29", 30", 35", or 36" • Modular width: 42½", 54½", 60", 66½", or 72" • Parametric width: 42½"–76" • Power cord: 9' • ½" adjustable glides • Square corners and feet • Attachment hardware	1 Style number 2 Worksurface size type (see below under Required Selections) 3 Controller (see below under Required Selections) 4 Desk depth 5 Desk width 6 Low-Pressure Laminate color for worksurface 7 Plastic color number for profile edge 8 Paint color number for base: 4799 Platinum Metallic 7207 Black 7241 Arctic White 7360 Merle 9 Options, if selected (see below) ▶ See *Surface Materials*, page 184.

	Required Selections	U.S. Price	Required to Specify
Worksurface Size Type	• Modular	No cost	Specify *with modular.*
	• Parametric	No cost	Specify *with parametric.*
Controller	• Up/down controller	No cost	Specify *with up/down controller.*
	• 4 pre-set controller	+$ 55	Specify *with 4 pre-set controller.*
Edge	• Flat edge	No cost	Specify *with flat edge.*
	• Knife edge	+$108	Specify *with knife edge.*

	Options	U.S. Price	Required to Specify
Surface Materials	**High-Pressure Laminate top**		
	• High-Pressure Laminate price group 2	+$146	Specify High-Pressure Laminate color number.
	• High-Pressure Laminate price group 3	+$204	Specify High-Pressure Laminate color number.
	• Open Line laminate	+$ 77	▶ See *Surface Materials Reference Manual.*
	Wood veneer top		
	• Wood group 2	+$ 91	Specify wood color number.
	• Wood group 3	+$320	Specify wood color number.
	• Customiz stain	No cost	Specify *with Customiz stain.*
			▶ See *Surface Materials Reference Manual.*
	• Full-fill finish on wood group 1	+$ 91	Specify full-fill finish number.
	Base		
	• Paint price group 1	No cost	Specify paint color number.
	• Paint price group 2	+$ 36	Specify paint color number.
Foot	• Squared-edge foot	No cost	Specify *with squared-edge foot.*
	• Height-saver caster foot (available on 29"D or 30"D only)	+$156	Specify *with height-saver caster foot.*
Related Products	• Bivi Straight Screen		▶ Page 112
	• Bivi Utility And Clamp-On Power		▶ Page 109
	• Bivi Soft Cable Drop		▶ Page 107
	• Bivi Utility Hook		▶ Page 111

For Canadian Pricing
Multiply U.S. Price by the Canadian price factor.
▶See page 1 for details.

Specification Information

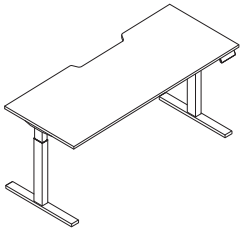

Style Number	Dimension Depth		U.S. Base Prices					
		Modular Width	42½"W	54½"W	60"W	66½"W	72"W	N.A.
		Parametric Width	42½"W – 45 15/16"W	46"W – 54½"W	54 9/16"W – 60"W	60 1/16"W – 66½W	66 9/16"W – 72"W	72 1/16W – 76"W
Low-Pressure Laminate Desks—Basic Height, T-Leg								
TS8SLTRQ	24" or 25"		$1142	$1167	$1192	$1217	$1257	$1287
	29" or 30"		$1170	$1195	$1220	$1245	$1285	$1315
	35" or 36"		$1195	$1220	$1245	$1270	$1310	$1340
High-Pressure Laminate Price Group 1 Desks—Basic Height, T-Leg								
TS8SLTRQ	24" or 25"		$1241	$1266	$1291	$1316	$1356	$1386
	29" or 30"		$1269	$1294	$1319	$1344	$1384	$1414
	35" or 36"		$1294	$1319	$1344	$1369	$1409	$1439
Wood Group 1 Desks—Basic Height, T-Leg								
TS8SLTRQ	24" or 25"		$1969	$1994	$2019	$2044	$2084	$2114
	29" or 30"		$1997	$2022	$2047	$2072	$2112	$2142
	35" or 36"		$2022	$2047	$2072	$2097	$2137	$2167
Low-Pressure Laminate Desks—Extended Height, T-Leg								
TS8ELTRQ	24" or 25"		$1215	$1240	$1266	$1291	$1333	$1363
	29" or 30"		$1243	$1269	$1294	$1321	$1361	$1393
	35" or 36"		$1269	$1294	$1321	$1346	$1388	$1419
High-Pressure Laminate Price Group 1 Desks—Extended Height, T-Leg								
TS8ELTRQ	24" or 25"		$1314	$1339	$1365	$1390	$1432	$1462
	29" or 30"		$1342	$1368	$1393	$1420	$1460	$1492
	35" or 36"		$1368	$1393	$1420	$1445	$1487	$1518
Wood Group 1 Desks—Extended Height, T-Leg								
TS8ELTRQ	24" or 25"		$2042	$2067	$2093	$2118	$2160	$2190
	29" or 30"		$2070	$2096	$2121	$2148	$2188	$2220
	35" or 36"		$2096	$2121	$2148	$2173	$2215	$2246

Bivi Height-Adjustable Bases

T-Leg

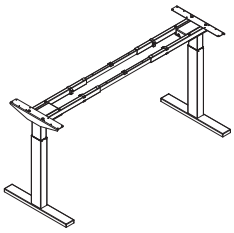

Tip: Width has no upcharge associated with the Bivi Height-adjustable Base.

Tip: Attachment hardware is intended for desks 1" to 1 3/16" thick.

Tip: Any storage higher than 20" will impede lowest height range of worksurface. Do not place storage underneath controller.

Tip: Only single and dual at panel monitor arm application are permitted for use with 2-leg height-adjustable desks.
▶See *Worktools Specification Guide.*

Tip: Base supports a maximum distributed weight capacity of 250 lbs. When calculating lifting capacity, subtract the weight of the worksurface.
▶See page 44 for worksurface weights.

Tip: Worksurface for use on this base needs to be 2" wider than the base.

⚠WARNING

Read base only warranty limitations.
▶See page 21 for *Workstation Design Guidelines and Requirements.*

	Standard Includes	Required to Specify
▶Need help? Product details, page 40	• Electric height-adjustable sit-to-stand base: paint price group 1 • Depth: 24", 25", 29", 30", 35", or 36" • Modular width: 42 1/2", 54 1/2", 60", 66 1/2", 72" • Parametric width: 42 1/2"–76" • Power cord: 9' • 1/2" adjustable glides • Squared feet • Attachment hardware	1 Style number 2 Controller (see below under Required Selections) 3 Depth 4 Width 5 Paint color number for base: 4799 Platinum Metallic 7207 Black 7241 Arctic White 7360 Merle 6 Options, if selected (see below) ▶ See *Surface Materials*, page 184.

	Required Selections	U.S. Price	Required to Specify
Controller	• Up/down controller • 4 pre-set controller	No cost +$ 55	Specify *with up/down controller.* Specify *with 4 pre-set controller.*

	Options	U.S. Price	Required to Specify
Surface Materials	**Base**		
	• Paint price group 1 • Paint price group 2	No cost +$ 36	Specify paint color number. Specify paint color number.
Foot	• Squared-edge foot • Height-saver caster foot (available on 29"D or 30"D only)	No cost +$156	Specify *with squared-edge foot.* Specify *with height-saver caster foot.*
Related Products	• Bivi straight screen • Bivi utility and clamp-on power • Bivi soft cable drop • Bivi utility hook		▶Page 112 ▶Page 109 ▶Page 107 ▶Page 111

Specification Information

Style Number	Dimension Depth	U.S. Base Price
Rectangular Bases – Basic Height		
TS8SLTRQB	24" or 25"	$1040
	29" or 30"	$1040
	35" or 36"	$1040
Rectangular Bases – Extended Height		
TS8ELTRQB	24" or 25"	$1109
	29" or 30"	$1109
	35" or 36"	$1109

For Canadian Pricing
Multiply U.S. Price by the Canadian price factor.
▶See page 1 for details.

Bivi Height-Adjustable Desks

C-Leg

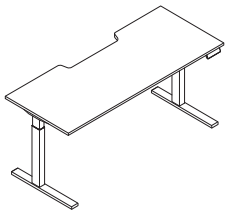

Tip: Any storage higher than 20" will impede lowest height range of worksurface. Do not place storage underneath controller.

Tip: Only single and dual flat panel monitor arm applications are permitted for use with 2-leg height-adjustable desks.
▶See *Worktools Specification Guide.*

Tip: Base supports a maximum distributed weight capacity of 250 lbs. When calculating lifting capacity, subtract the weight of the worksurface.
▶See page 44 for worksurface weights.

	Standard Includes	Required to Specify
▶Need help? Product details, page 40	• Worksurface: Low-Pressure Laminate • 3 mm plastic edge band on front and 1 mm on back edge • Electric height-adjustable sit-to-stand base: paint price group 1 • Depth: 29" or 30" • Modular width: 42½", 54½", 60", 66½", or 72" • Parametric width: 42½"–76" • Power cord: 9' • ½" adjustable glides • Square corners and feet • Attachment hardware	1 Style number 2 Worksurface size type (see below under Required Selections) 3 Controller (see below under Required Selections) 4 Desk depth 5 Desk width 6 Low-Pressure Laminate color for worksurface 7 Plastic color number for profile edge 8 Paint color number for base: 4799 Platinum Metallic 7207 Black 7241 Arctic White 7360 Merle 9 Options, if selected (see below) ▶ See *Surface Materials*, page 184.

	Required Selections	U.S. Price	Required to Specify
Worksurface Size Type	• Modular	No cost	Specify *with modular.*
	• Parametric	No cost	Specify *with parametric.*
Controller	• Up/down controller	No cost	Specify *with up/down controller.*
	• 4 pre-set controller	+$ 55	Specify *with 4 pre-set controller.*
Edge	• Flat edge	No cost	Specify *with flat edge.*
	• Knife edge	+$108	Specify *with knife edge.*

	Options	U.S. Price	Required to Specify
Surface Materials	**High-Pressure Laminate top**		
	• High-Pressure Laminate price group 2	+$146	Specify High-Pressure Laminate color number.
	• High-Pressure Laminate price group 3	+$204	Specify High-Pressure Laminate color number.
	• Open Line laminate	+$ 77	▶ See *Surface Materials Reference Manual.*
	Wood veneer top		
	• Wood group 2	+$ 91	Specify wood color number.
	• Wood group 3	+$320	Specify wood color number.
	• Customiz stain	No cost	Specify *with Customiz stain.* ▶ See *Surface Materials Reference Manual.*
	• Full-fill finish on wood group 1	+$ 91	Specify full-fill finish number.
	Base		
	• Paint price group 1	No cost	Specify paint color number.
	• Paint price group 2	+$ 36	Specify paint color number.
Related Products	• Bivi Straight Screen		▶ Page 112
	• Bivi Utility And Clamp-On Power		▶ Page 109
	• Bivi Soft Cable Drop		▶ Page 107
	• Bivi Utility Hook		▶ Page 111

For Canadian Pricing
Multiply U.S. Price by the Canadian price factor.
▶See page 1 for details.

Specification Information

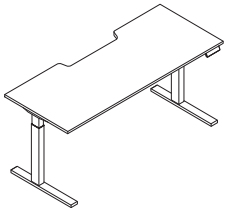

Style Number	Dimension Depth		U.S. Base Prices					
		Modular Width	42½"W	54½"W	60"W	66½"W	72"W	N.A.
		Parametric Width	42½"W – 45 15/16"W	46"W – – 54½"W	54 9/16"W – 60"W	60 1/16"W – 66½W	66 9/16"W – 72"W	72 1/16"W – 76"W
Low-Pressure Laminate Desks—Basic Height, C-Leg								
TS8SLCRQ	29" or 30"		$1170	$1195	$1220	$1245	$1285	$1315
High-Pressure Laminate Price Group 1 Desks—Basic Height, C-Leg								
TS8SLCRQ	29" or 30"		$1269	$1294	$1319	$1344	$1384	$1414
Wood Group 1 Desks—Basic Height, C-Leg								
TS8SLCRQ	29" or 30"		$1997	$2022	$2047	$2072	$2112	$2142
Low-Pressure Laminate Desks—Extended Height, C-Leg								
TS8ELCRQ	29" or 30"		$1243	$1269	$1294	$1321	$1361	$1393
High-Pressure Laminate Price Group 1 Desks—Extended Height, C-Leg								
TS8ELCRQ	29" or 30"		$1342	$1368	$1393	$1420	$1460	$1492
Wood Group 1 Desks—Extended Height, C-Leg								
TS8ELCRQ	29" or 30"		$2070	$2096	$2121	$2148	$2188	$2220

For Canadian Pricing
Multiply U.S. Price by the Canadian price factor.
▶ See page 1 for details.

Bivi Height-Adjustable Bases

C-Leg

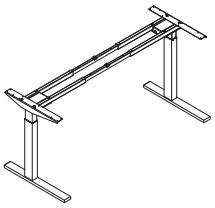

Tip: Width has no upcharge associated with the Bivi Height-adjustable Base.

Tip: Attachment hardware is intended for desks 1" to 1 3/16" thick.

Tip: Any storage higher than 20" will impede lowest height range of worksurface. Do not place storage underneath controller.

Tip: Only single and dual at panel monitor arm application are permitted for use with 2-leg height-adjustable desks.
▶See *Worktools Specification Guide.*

Tip: Base supports a maximum distributed weight capacity of 250 lbs. When calculating lifting capacity, subtract the weight of the worksurface.
▶See page 44 for worksurface weights.

Tip: Worksurface for use on this base needs to be 2" wider than the base.

⚠WARNING

Read base only warranty limitations.
▶See page 21 for *Workstation Design Guidelines and Requirements.*

	Standard Includes	Required to Specify
▶Need help? Product details, page 40	• Electric height-adjustable sit-to-stand base: paint price group 1 • Depth: 29" or 30" • Modular width: 42½", 54½", 60", 66½", 72" • Parametric width: 42½"–76" • Power cord: 9' • ½" adjustable glides • Attachment hardware	1 Style number 2 Controller (see below under Required Selections) 3 Depth 4 Width 5 Paint color number for base: 4799 Platinum Metallic 7207 Black 7241 Arctic White 7360 Merle 6 Options, if selected (see below) ▶ See *Surface Materials*, page 184.

	Required Selections	U.S. Price	Required to Specify
Controller	• Up/down controller	No cost	Specify *with up/down controller.*
	• 4 pre-set controller	+$55	Specify *with 4 pre-set controller.*

	Options	U.S. Price	Required to Specify
Surface Materials	**Base**		
	• Paint price group 1	No cost	Specify paint color number.
	• Paint price group 2	+$36	Specify paint color number.
Related Products	• Bivi Straight Screen		▶Page 112
	• Bivi Utility And Clamp-On Power		▶Page 109
	• Bivi Soft Cable Drop		▶Page 107
	• Bivi Utility Hook		▶Page 111

Specification Information

Style Number	Dimension Depth	U.S. Base Price

Rectangular Bases – Basic Height

TS8SLCRQB	29" or 30"	$1040

Rectangular Bases – Extended Height

TS8ELCRQB	29" or 30"	$1109

For Canadian Pricing
Multiply U.S. Price by the Canadian price factor.
▶See page 1 for details.

Soft Cable Drop

For Bivi Height-Adjustable Desk

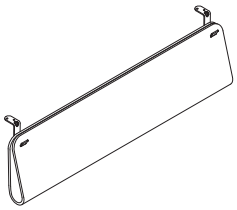

Standard Includes		Required to Specify
▶ Need help? Product details, page 41	• Cable management for Bivi Height-Adjustable Desks and bases: — Soft PET in P631 Dark Heather Grey • Attachment hardware	Style number

Specification Information

Dimensions W	Dimensions H	Style Number	U.S. Price
36"	11"	**TS8HADCBLD**	$227

For Canadian Pricing
Multiply U.S. Price by the Canadian price factor.
▶ See page 1 for details.

Under Worksurface Utility Power

For Bivi Height-Adjustable Desk

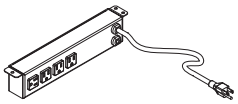

	Standard Includes	Required to Specify
▶ Need help? Product details, page 40	• Underworksurface utility power: four outlets • 6' standard cord: plastic • Paint default: black • Circuit breaker	1 Style number 2 Tamper resistance (see below under Required Selections) 3 Under worksurface utility power configuration (see below under Required Selections) 4 Cord length (see below under Required Selections) 5 Cord type (see below under Required Selections) 6 Plastic or cotton color number for cord 7 Options, if selected (see below)

	Required Selections	U.S. Price	Required to Specify
Tamper Resistance	• No tamper resistance • With tamper resistance	No cost +$43	Specify *with no tamper resistance.* Specify *with tamper resistance.*
Under Worksurface Utility Power Configuration	• 4 power • 6 power	No cost +$37	Specify *with 4 power.* Specify *with 6 power.*
Cord Length	• 6' cord • 9' cord: Chicago • 10' cord	No cost +$18 +$20	Specify *with 6' cord.* Specify *with 9' cord.* Specify *with 10' cord.*
Cord Type	• Standard • Braided	No cost +$60	Specify *with standard cord.* Specify *with braided cord.*

Tip: Braided cord option is PVC-free.

	Options	U.S. Price	Required to Specify
Surface Materials	**Cord** • Standard plastic cord finish • Braided cotton cord finish	 No cost No cost	 Specify standard cord color number. Specify braided cord color number.
Related Products	• Bivi Soft Cable Drop		▶ Page 107

Specification Information

Style Number	U.S. Base Price
TS8HADPU	$240

For Canadian Pricing
Multiply U.S. Price by the Canadian price factor.
▶ See page 1 for details.

Under Worksurface Utility and Clamp-On Accessory Power

For Bivi Height-Adjustable Desk

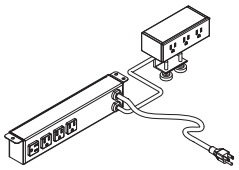

Standard Includes	Required to Specify
▶ Need help? Product details, page 40	1 Style number
• Underworksurface utility power: 4 power	2 Tamper resistance (see below under Required Selections)
• Underworksurface utility power: plastic 6' 15-amp power cord	3 Under worksurface utility power configuration (see below under Required Selections)
• Underworksurface utility power: black steel	4 Clamp-on accessory power configuration (see below under Required Selections)
• Clamp-on accessory power: 3 power	5 Cord length (see below under Required Selections)
• Clamp-on accessory power: hardwired to utility power	6 Cord type (see below under Required Selections)
• Clamp-on accessory power: plastic price group 1	7 Plastic color number for cord
	8 Plastic or cotton color number for clamp-on power
	9 Options, if selected (see below)

	Required Selections	U.S. Price	Required to Specify
Tamper Resistance	• No tamper resistance	No cost	Specify *with no tamper resistance.*
	• With tamper resistance	+$ 65	Specify *with tamper resistance.*
Under Worksurface Utility Power Configuration	• 4 power	No cost	Specify *with 4 power.*
	• 6 power	+$ 37	Specify *with 6 power.*
Clamp-on Accessory Power Configuration	• 3 power	No cost	Specify *with 3 power.*
	• 2 power, 1 USB-A	+$100	Specify *with 2 power, 1 USB-A.*
	• 2 power, 1 USB-C (18W), 1 USB-A	+$285	Specify *with 2 power, 1 USB-C (18W), 1 USB-A.*
	• 2 power, 1 USB-C (60W)	+$300	Specify *with 2 power, 1 USB-C (60W).*
Cord Length	• 6' cord	No cost	Specify *with 6' cord.*
	• 9' cord: Chicago	+$ 18	Specify *with 9' cord.*
	• 10' cord	+$ 20	Specify *with 10' cord.*
Cord Type	• Standard	No cost	Specify *with standard cord.*
	• Braided	+$ 60	Specify *with braided cord.*

Tip: USB-C (60W) best option is for charging compatible notebook devices such as MacBook, Dell and more. USB-C (18W) can fast charge mobile devices such as cell phones.

Tip: Braided cord option is PVC-free.

	Options	U.S. Price	Required to Specify
Surface Materials	**Cord**		
	• Standard plastic cord finish	No cost	Specify standard cord color number.
	• Braided cotton cord finish	No cost	Specify braided cord color number.
	Clamp-on accessory power box		
	• Plastic price group 1	No cost	Specify plastic color number.
	• Plastic price group 2	+$ 36	Specify plastic color number.
Related Products	• Bivi Soft Cable Drop		▶ Page 107

Tip: Plastic color number for the clamp-on accessory power box will default the paint finish to match.

Specification Information

Style Number	U.S. Base Price
TS8HADPUAC	$469

For Canadian Pricing
Multiply U.S. Price by the Canadian price factor.
▶ See page 1 for details.

Under Worksurface Utility and Clamp-On Accessory Power with Qi Wireless Charging

For Bivi Height-Adjustable Desk

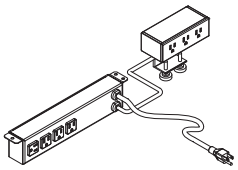

	Standard Includes	Required to Specify
▶ Need help? Product details, page 40	• Underworksurface utility power: 4 power • Underworksurface utility power: 6' 15-amp power cord: plastic • Underworksurface utility power: black steel • Clamp-on accessory power: 2 power, 1 USB-A, Qi wireless • Clamp-on accessory power: hardwired to utility power • Clamp-on accessory power: plastic price group 1	1 Style number 2 Tamper resistance (see below under Required Selections) 3 Under worksurface utility power configuration (see below under Required Selections) 4 Cord length (see below under Required Selections) 5 Cord type (see below under Required Selections) 6 Plastic or cotton color number for cord 7 Plastic color number for clamp-on power 8 Options, if selected (see below)

Tip: Braided cord option is PVC-free.

	Required Selections	U.S. Price	Required to Specify
Tamper Resistance	• No tamper resistance • With tamper resistance	No cost +$65	Specify *with no tamper resistance.* Specify *with tamper resistance.*
Under Worksurface Utility Power Configuration	• 4 power • 6 power	No cost +$37	Specify *with 4 power.* Specify *with 6 power.*
Cord Length	• 6' cord • 9' cord: Chicago • 10' cord	No cost +$18 +$20	Specify *with 6' cord.* Specify *with 9' cord.* Specify *with 10' cord.*
Cord Type	• Standard • Braided	No cost +$60	Specify *with standard cord.* Specify *with braided cord.*

Tip: Plastic color number for the clamp-on accessory power box will default the paint finish to match.

	Options	U.S. Price	Required to Specify
Surface Materials	**Cord**		
	• Standard plastic cord finish	No cost	Specify standard cord color number.
	• Braided cotton cord finish	No cost	Specify braided cord color number.
	Clamp-on accessory power box		
	• Plastic price group 1	No cost	Specify plastic color number.
	• Plastic price group 2	+$36	Specify plastic color number.
Related Products	• Bivi Soft Cable Drop		▶ Page 107

Specification Information

Style Number	U.S. Base Price
TS8HADPUACQI	$719

For Canadian Pricing
Multiply U.S. Price by the Canadian price factor.
▶ See page 1 for details.

Utility Hook

For Bivi Height-Adjustable Desk

Tip: Weight limit is 20 pounds.

Standard Includes	Required to Specify
▶ Need help? Product details, page 42 • Utility hook: steel painted black	Style number

Specification Information

Dimensions D	W	H	Style Number	U.S. Price
3"	1"	3 1/4"	**TS8HADUHK**	$14

For Canadian Pricing
Multiply U.S. Price by the Canadian price factor.
▶ See page 1 for details.

Straight Screen

For Bivi Height-Adjustable Desk

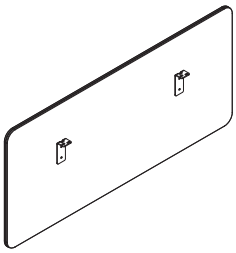

	Standard Includes	Required to Specify
▶ Need help? Product details, page 41	• 19"H screen: fabric price group 1 • Modular width: 30", 42", 48", 54", 60", 66", or 72" • Parametric width: 30"–76" • Brackets: steel painted black	1 Style number 2 Size type (see below under Required Selections) 3 Width 4 Fabric color number ▶ See *Surface Materials*, page 184.

	Required Selections	U.S. Price	Required to Specify
Size Type	• Modular	No cost	Specify *with modular.*
	• Parametric	No cost	Specify *with parametric.*

	Options	U.S. Price	Required to Specify
Surface Materials	• Fabric price group 2	+$ 53	Specify fabric color number.
	• Fabric price group 3	+$ 74	Specify fabric color number.
	• Fabric price group 4	+$102	Specify fabric color number.
	• Fabric price group 5	+$142	Specify fabric color number.
	• Customer's Own Material (COM)	+$ 41	▶ See *Customer's Own Material (COM)*, page 185.

Specification Information

		U.S. Base Prices						
• **Style Number**	• **Modular Width**	30"W	42"W	48"W	54"W	60"W	66"W	72"W
	• **Parametric Width**	30"W – 41 15/16"W	42"W – 47 15/16"W	48"W – 53 15/16"W	54"W – 59 15/16"W	60"W – 65 15/16"W	66"W – 71 15/16"W	72W – 76"W
TS8HADSTRT		$454	$475	$500	$524	$547	$570	$593

For Canadian Pricing
Multiply U.S. Price by the Canadian price factor.
▶ See page 1 for details.

90° Screen

For Bivi Height-Adjustable Desk

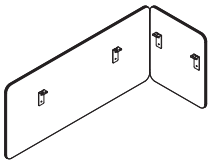

Standard Includes		Required to Specify
▶ Need help? Product details, page 41	• 19"H screen: fabric price group 1 • Depth (side panel): 16" or 21" • Modular width (worksurface): 42½", 54½", 60", 66½", or 72" • Parametric width (worksurface): 42½"–76" • Fabric hinge: nylon • Brackets: steel painted black	1 Style number 2 Size type (see below under Required Selections) 3 Handedness (see below under Required Selections) 4 Side panel depth 5 Worksurface width 6 Fabric color number for screen 7 Nylon color number for hinge ▶ See *Surface Materials*, page 184.

Tip: The width of the screen is determined by the work-surface width specified.

Tip: Handedness is determined from the user perspective. When sitting at the desk, a right-handed 90° Screen will have the side panel on the user's right hand side.

	Required Selections	U.S. Price	Required to Specify
Size Type	• Modular	No cost	Specify *with modular.*
	• Parametric	No cost	Specify *with parametric.*
Handedness	• Right-handed	No cost	Specify *with right hand.*
	• Left-handed	No cost	Specify *with left hand.*

	Options	U.S. Price	Required to Specify
Surface Materials	• Fabric price group 2	+$ 53	Specify fabric color number.
	• Fabric price group 3	+$ 74	Specify fabric color number.
	• Fabric price group 4	+$102	Specify fabric color number.
	• Fabric price group 5	+$142	Specify fabric color number.
	• Customer's Own Material (COM)	+$ 41	▶ See *Customer's Own Material (COM)*, page 185.

Specification Information

Style Number	Dimension Depth		U.S. Base Prices				
		Modular Worksurface Width	42½"W	54½"W	60"W	66½"W	72"W
		Parametric Worksurface Width	42½"W – 54 7/16"W	54½"W – 59 15/16"W	60"W – 66 7/16"W	66½"W – 71 15/16"W	72"W – 76"W
TS8HADTQ90T	16"		$660	$730	$765	$800	$835
	21"		$685	$755	$790	$825	$860

For Canadian Pricing
Multiply U.S. Price by the Canadian price factor.
▶ See page 1 for details.

Wrap Screen

For Bivi Height-Adjustable Desk

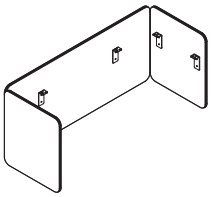

Tip: The width of the screen is determined by the work-surface width specified.

	Standard Includes	Required to Specify
▶ Need help? Product details, page 41	• 19"H screen: fabric price group 1 • Depth (side panel): 16" or 21" • Modular width (worksurface): 42½", 54½", 60", 66½", or 72" • Parametric width (worksurface): 42½"–76" • Fabric hinge: nylon • Brackets: steel painted black	1 Style number 2 Size type (see below under Required Selections) 3 Side panel depth 4 Worksurface width 5 Fabric color number for screen 6 Nylon color number for hinge ▶ See *Surface Materials*, page 184.

	Required Selections	U.S. Price	Required to Specify
Size Type	• Modular	No cost	Specify *with modular.*
	• Parametric	No cost	Specify *with parametric.*

	Options	U.S. Price	Required to Specify
Surface Materials	• Fabric price group 2	+$ 80	Specify fabric color number.
	• Fabric price group 3	+$114	Specify fabric color number.
	• Fabric price group 4	+$152	Specify fabric color number.
	• Fabric price group 5	+$212	Specify fabric color number.
	• Customer's Own Material (COM)	+$ 41	▶ See *Customer's Own Material (COM)*, page 185.

Specification Information

Style Number	Dimension Depth	Modular Width	Parametric Width	U.S. Base Prices 42½"W	54½"W	60"W	66½"W	72"W
TS8HADWRAPT	16"			$ 995	$1065	$1100	$1135	$1170
	21"			$1045	$1115	$1150	$1185	$1220

For Canadian Pricing
Multiply U.S. Price by the Canadian price factor.
▶ See page 1 for details.

Bivi Height-Adjustable Desk Bundles

T-Leg

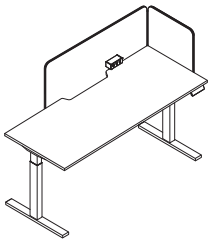

Tip: Illustration above shows Under Worksurface Utility Power and Clamp-On Accessory Power, and 90° Screen. These optional accessories are not included with the base price.

	Standard Includes	Required to Specify
▶ Need help? Product details, page 46	• Worksurface: Low-Pressure Laminate price group 1 • 3 mm plastic edge on front and 1 mm on back edge • Electric height-adjustable sit-to-stand base: paint price group 1 • Controller: up/down • Depths: 24", 25", 29", 30", 35", or 36" • Widths: 42½", 54½", 60", 66½", or 72" • Power cord: 9' • ½" adjustable glides • Square corners and feet • Attachment hardware • Fabric hinge, if 90° Screen or Wrap Screen is selected: nylon	1 Style number 2 Controller (see below under Required Selections) 3 Edge (see below under Required Selections) 4 Desk depth 5 Desk width 6 Low-Pressure Laminate color for worksurface 7 Plastic color number for profile edge 8 Paint color number for base: 4799 Platinum Metallic 7207 Black 7241 Arctic White 7360 Merle 9 Options, if selected (see below) 10 Handedness, if 90° Screen is selected 11 Fabric color number for screen 12 Nylon color number for hinge, if 90° or Wrap Screen is selected ▶ See *Surface Materials*, page 184.

	Required Selections	U.S. Price	Required to Specify
Controller	• Up/down controller	No cost	Specify *with up/down controller.*
	• 4 pre-set controller	+$ 55	Specify *with 4 pre-set controller.*
Edge	• Flat edge	No cost	Specify *with flat edge.*
	• Knife edge	+$108	Specify *with knife edge.*

	Options	U.S. Price	Required to Specify
Surface Materials	**High-Pressure Laminate Top**		
	• High-Pressure Laminate price group 2	+$146	Specify High-Pressure Laminate color number.
	• High-Pressure Laminate price group 3	+$204	Specify High-Pressure Laminate color number.
	Height-Adjustable Desk Base		
	• Paint price group 1	No cost	Specify paint color number.
	• Paint price group 2	+$ 36	Specify paint color number.
	Straight Screen Upholstery		
	• Fabric price group 1	No cost	Specify fabric color number.
	• Fabric price group 2	+$ 53	Specify fabric color number.
	• Fabric price group 3	+$ 74	Specify fabric color number.
	• Fabric price group 4	+$102	Specify fabric color number.
	• Fabric price group 5	+$142	Specify fabric color number.
	• Customer's Own Material	+$ 41	▶ See *Customer's Own Material (COM)*, page 185.
	90° Screen Upholstery		
	• Fabric price group 1	No cost	Specify fabric color number.
	• Fabric price group 2	+$ 53	Specify fabric color number.
	• Fabric price group 3	+$ 74	Specify fabric color number.
	• Fabric price group 4	+$102	Specify fabric color number.
	• Fabric price group 5	+$142	Specify fabric color number.
	• Customer's Own Material	+$ 41	▶ See *Customer's Own Material (COM)*, page 185.
	Wrap Screen Upholstery		
	• Fabric price group 1	No cost	Specify fabric color number.
	• Fabric price group 2	+$ 80	Specify fabric color number.
	• Fabric price group 3	+$114	Specify fabric color number.
	• Fabric price group 4	+$152	Specify fabric color number.
	• Fabric price group 5	+$212	Specify fabric color number.
	• Customer's Own Material	+$ 41	▶ See *Customer's Own Material (COM)*, page 185.

Tip: For 90° Screen, work-surface width drives the corresponding screen width.

For Canadian Pricing
Multiply U.S. Price by the Canadian price factor.
▶ See page 1 for details.

▶ **Options, continued on next page**

Bivi Height-Adjustable Desk Bundles, continued

▶**Options, continued from previous page**

	Options		U.S. Price	Required to Specify
Clamp-on Accessory Power Box	• Plastic price group 1		No cost	Specify plastic color number.
	• Plastic price group 2		+$ 36	Specify plastic color number.
Foot	• Squared-edge foot		No cost	Specify *with squared-edge foot.*
	• Height-saver caster foot (available on 29"D or 30"D only)		+$ 156	Specify *with height-saver caster foot.*
Straight Screen	• 42½"W		+$ 468	Specify *with Straight Screen.*
	• 54½"W		+$ 489	Specify *with Straight Screen.*
	• 60"W		+$ 516	Specify *with Straight Screen.*
	• 66½"W		+$ 540	Specify *with Straight Screen.*
	• 72"W		+$ 564	Specify *with Straight Screen.*
90° Screen	**Worksurface Width**	**Screen Width**		
	16"D			
	• 42½"W	36½"	+$ 681	Specify *with 90° Screen* and select handedness.
	• 54½"W	48½"	+$ 753	Specify *with 90° Screen* and select handedness.
	• 60"W	54"	+$ 789	Specify *with 90° Screen* and select handedness.
	• 66½"W	60½"	+$ 826	Specify *with 90° Screen* and select handedness.
	• 72"W	66"	+$ 862	Specify *with 90° Screen* and select handedness.
	21"D			
	• 42½"W	36½"	+$ 707	Specify *with 90° Screen* and select handedness.
	• 54½"W	48½"	+$ 779	Specify *with 90° Screen* and select handedness.
	• 60"W	54"	+$ 815	Specify *with 90° Screen* and select handedness.
	• 66½"W	60½"	+$ 852	Specify *with 90° Screen* and select handedness.
	• 72"W	66"	+$ 888	Specify *with 90° Screen* and select handedness.
Wrap Screen	**16"D**			
	• 42½"W		+$1026	Specify *with Wrap Screen.*
	• 54½"W		+$1098	Specify *with Wrap Screen.*
	• 60"W		+$1134	Specify *with Wrap Screen.*
	• 66½"W		+$1171	Specify *with Wrap Screen.*
	• 72"W		+$1207	Specify *with Wrap Screen.*
	21"D			
	• 42½"W		+$1078	Specify *with Wrap Screen.*
	• 54½"W		+$1150	Specify *with Wrap Screen.*
	• 60"W		+$1186	Specify *with Wrap Screen.*
	• 66½"W		+$1223	Specify *with Wrap Screen.*
	• 72"W		+$1259	Specify *with Wrap Screen.*
Under Worksurface Utility Power Configuration	• 4 power		+$ 248	Specify *with 4 power.*
	• 6 power		+$ 286	Specify *with 6 power.*
Under Worksurface Utility Power and Clamp-on Accessory Power Configuration	**Clamp-on Accessory Power Configuration**			
	• 3 Power		+$ 483	Specify *with 3 power.*
	• 2 Power, 1 USB-C (18W), 1 USB-A		+$ 586	Specify *with 2 Power, 1 USB-C (18W), 1 USB-A.*
	• 2 Power, 1 USB-C (60W)		+$ 777	Specify *with 2 Power, 1 USB-C (60W).*
	• 2 Power, 1 USB-A		+$ 792	Specify *with 2 Power, 1 USB-A.*
	Under Worksurface Utility Power			
	• 4 power		No cost	Specify *with 4 power.*
	• 6 power		+$ 38	Specify *with 6 power.*

For Canadian Pricing
Multiply U.S. Price by the Canadian price factor.
▶See page 1 for details.

▶**Options, continued on next page**

▶Options, continued from previous page

	Options	U.S. Price	Required to Specify
Tamper Resistance: Under Worksurface Utility Power	• No tamper resistance • With tamper resistance	No cost +$ 43	Specify *with no tamper resistance.* Specify *with tamper resistance.*
Tamper Resistance: Under Worksurface Utility Power and Clamp-on Accessory Power	• No tamper resistance • With tamper resistance	No cost +$ 65	Specify *with no tamper resistance.* Specify *with tamper resistance.*
Cord Length	• 6' cord • 9' cord: Chicago • 10' cord	No cost +$ 18 +$ 20	Specify *with 6' cord.* Specify *with 9' cord.* Specify *with 10' cord.*
Cord Type	• Standard • Braided	No cost +$ 60	Specify *with standard cord.* Specify *with braided cord.*
Cable Management	• Soft Cable Drop	+$227	Specify *with soft cable drop.*
Related Products	• Bivi Utility Hook		▶Page 111

Specification Information

Style Number	Dimensions Depth	U.S. Base Prices Width 42½"W	54½"W	60"W	66½"W	72"W
Low-Pressure Laminate Desks—Basic Height, T-Leg						
TS8SLHADKIT	24" or 25"	$1142	$1168	$1194	$1220	$1260
	29" or 30"	$1171	$1197	$1223	$1249	$1289
	35" or 36"	$1197	$1223	$1249	$1275	$1315
High-Pressure Laminate Price Group 1 Desks—Basic Height, T-Leg						
TS8SLHADKIT	24" or 25"	$1241	$1267	$1293	$1319	$1359
	29" or 30"	$1270	$1296	$1322	$1348	$1388
	35" or 36"	$1296	$1322	$1348	$1374	$1414
Low-Pressure Laminate Desks—Extended Height, T-Leg						
TS8ELHADKIT	24" or 25"	$1215	$1241	$1267	$1293	$1333
	29" or 30"	$1244	$1270	$1296	$1322	$1362
	35" or 36"	$1270	$1296	$1322	$1348	$1388
High-Pressure Laminate Price Group 1 Desks—Extended Height, T-Leg						
TS8ELHADKIT	24" or 25"	$1314	$1340	$1366	$1392	$1432
	29" or 30"	$1343	$1369	$1395	$1421	$1461
	35" or 36"	$1369	$1395	$1421	$1447	$1487

Tables

Table for One

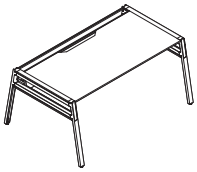

Tip: Individiual user depth is 28¼"D.

	Standard Includes	Required to Specify
▶ Need help? Product details, page 48	• ½"- thick top: Low-Pressure Laminate • 3 mm plastic edge band on front and 1 mm on back and sides default color to match, if Low-Pressure Laminate selected • Width: 48"W, 60"W, or 72"W • Two legs and Cable Trough: paint price group 1 • Ships ready to assemble	1 Style number 2 Table width (see below under Required Selections) 3 Low-Pressure Laminate color for number top 4 Paint color number for legs and Cable Trough 5 Options, if selected (see below) ▶ See *Surface Materials*, page 184.

	Required Selections	U.S. Price	Required to Specify
Width	• 48"W	Prices below	Specify *with 48".*
	• 60"W	Prices below	Specify *with 60".*
	• 72"W	Prices below	Specify *with 72".*

For laminate group 2 and 3 pricing, *please refer to the electronic catalog or SmartTools.*

Tip: Wood veneer tables have matching flat veneer self-edge.

	Options	U.S. Price			Required to Specify
Surface Materials	**High-Pressure Laminate top**	**48"W**	**60"W**	**72"W**	
	• High-Pressure Laminate price group 1	+$ 99	+$104	+$109	Specify High-Pressure Laminate color number and select plastic for edge.
	• High-Pressure Laminate price group 2	See information at left			Specify High-Pressure Laminate color number and select plastic for edge.
	• High-Pressure Laminate price group 3	See information at left			Specify High-Pressure Laminate color number and select plastic for edge.
	• Open Line laminate	+$ 77 plus cost of laminate	+$ 77 plus cost of laminate	+$ 77 plus cost of laminate	▶ See *Surface Materials Reference Manual.*
	Wood veneer top	**48"W**	**60"W**	**72"W**	
	• Wood group 1	+$521	+$547	+$574	Specify wood color number.
	• Wood group 2	+$612	+$638	+$665	Specify wood color number.
	• Wood group 3	+$844	+$870	+$897	Specify wood color number.
	• Customiz stain	No cost	No cost	No cost	Specify *with Customiz stain.* ▶ See *Surface Materials Reference Manual.*
	• Full-fill finish on wood group 1	+$612	+$638	+$665	Specify full-fill finish number.
	Legs and trough				
	• Paint price group 1	No cost			Specify paint color number.
	• Paint price group 2	+$ 76			Specify paint color number.
	• Paint price group 3	+$150			Specify paint color number.

Specification Information

Tip: For detailed dimensions information, refer to Actual Dimensions, ▶ *Page 48.*

Dimension D	Dimension H	Style Number	U.S. Base Prices 48"W	60"W	72"W
42¼"	28½"	**TS8SDWF**	$1764	$1863	$2025

For Canadian Pricing
Multiply U.S. Price by the Canadian price factor.
▶ See page 1 for details.

Table plus One

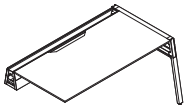

Tip: Individual user depth is 28¼"D.

Standard Includes	Required to Specify
▶ Need help? Product details, page 48 • ½"- thick top: Low-Pressure Laminate • 3 mm plastic edge band on front and 1 mm on back and sides default color to match, if Low-Pressure Laminate selected • Width: 48"W, 60"W, or 72"W • One leg and Cable Trough: paint price group 1 • Ships ready to assemble	1 Style number 2 Table width (see below under Required Selections) 3 Low-Pressure Laminate color number for top 4 Paint color number for legs and Cable Trough 5 Options, if selected (see below) ▶ See *Surface Materials*, page 184.

	Required Selections	U.S. Price	Required to Specify
Width	• 48"W	Prices below	Specify *with 48"*.
	• 60"W	Prices below	Specify *with 60"*.
	• 72"W	Prices below	Specify *with 72"*.

For laminate group 2 and 3 pricing, *please refer to the electronic catalog or SmartTools.*

Tip: Wood veneer tables have matching flat veneer self-edge.

	Options	U.S. Price			Required to Specify
Surface Materials	**High-Pressure Laminate top**	**48"W**	**60"W**	**72"W**	
	• High-Pressure Laminate price group 1	+$ 99	+$104	+$109	Specify High-Pressure Laminate color number and select plastic for edge.
	• High-Pressure Laminate price group 2	See information at left			Specify High-Pressure Laminate color number and select plastic for edge.
	• High-Pressure Laminate price group 3	See information at left			Specify High-Pressure Laminate color number and select plastic for edge.
	• Open Line laminate	+$ 77 plus cost of laminate	+$ 77 plus cost of laminate	+$ 77 plus cost of laminate	▶ See *Surface Materials Reference Manual.*
	Wood veneer top	**48"W**	**60"W**	**72"W**	
	• Wood group 1	+$521	+$547	+$574	Specify wood color number.
	• Wood group 2	+$612	+$638	+$665	Specify wood color number.
	• Wood group 3	+$844	+$870	+$897	Specify wood color number.
	• Customiz stain	No cost	No cost	No cost	Specify *with Customiz stain.* ▶ See *Surface Materials Reference Manual.*
	• Full-fill finish on wood group 1	+$612	+$638	+$665	Specify full-fill finish number.
	Legs and trough				
	• Paint price group 1	No cost			Specify paint color number.
	• Paint price group 2	+$ 63			Specify paint color number.
	• Paint price group 3	+$126			Specify paint color number.

Specification Information

Tip: For detailed dimensions information, refer to Actual Dimensions, ▶ *Page 48.*

Dimension D	Dimension H	Style Number	U.S. Base Prices 48"W	60"W	72"W
42¼"	28½"	**TS8SDAF**	$1377	$1462	$1638

For Canadian Pricing
Multiply U.S. Price by the Canadian price factor.
▶ See page 1 for details.

Table for Two

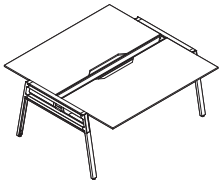

Tip: Individiual user depth for 30"D nominal is 28¼"D and individual user depth for 24"D nominal is 22¼"D.

	Standard Includes	Required to Specify
▶ Need help? Product details, page 48	• Two ½"- thick tops: Low-Pressure Laminate • 3 mm plastic edges band on front and 1 mm on back and sides default color to match, if Low-Pressure Laminate selected • Width: 48"W, 60"W, or 72"W • Two legs and Cable Trough: paint price group 1 • Ships ready to assemble	1 Style number 2 Table width (see below under Required Selections) 3 Table depth (see below under Required Selections) 4 Low-Pressure Laminate color number for top 5 Paint color number for legs and Cable Trough 6 Options, if selected (see below) ▶ See *Surface Materials*, page 184.

	Required Selections	U.S. Price	Required to Specify
Width	• 48"W • 60"W • 72"W	Prices below Prices below Prices below	Specify *with 48".* Specify *with 60".* Specify *with 72".*
Depth	• 24"D per user • 30"D per user	Prices below Prices below	Specify *with 24".* Specify *with 30".*

For laminate group 2 and 3 pricing, *please refer to the electronic catalog or SmartTools.*

Tip: Wood veneer tables have matching flat veneer self-edge.

	Options	U.S. Price			Required to Specify
Surface Materials	**High-Pressure Laminate top**	**48"W**	**60"W**	**72"W**	
	• High-Pressure Laminate price group 1	+$ 198	+$ 208	+$ 218	Specify High-Pressure Laminate color number and select plastic for edge.
	• High-Pressure Laminate price group 2	See information at left			Specify High-Pressure Laminate color number and select plastic for edge.
	• High-Pressure Laminate price group 3	See information at left			Specify High-Pressure Laminate color number and select plastic for edge.
	• Open Line laminate	+$ 77 plus cost of laminate	+$ 77 plus cost of laminate	+$ 77 plus cost of laminate	▶ See *Surface Materials Reference Manual.*
	Wood veneer top	**48"W**	**60"W**	**72"W**	
	• Wood group 1	+$1042	+$1094	+$1148	Specify wood color number.
	• Wood group 2	+$1224	+$1276	+$1330	Specify wood color number.
	• Wood group 3	+$1688	+$1740	+$1794	Specify wood color number.
	• Customiz stain	No cost	No cost	No cost	Specify *with Customiz stain.* ▶ See *Surface Materials Reference Manual.*
	• Full-fill finish on wood group 1	+$1224	+$1276	+$1330	Specify full-fill finish number.
	Legs and trough				
	• Paint price group 1	No cost			Specify paint color number.
	• Paint price group 2	+$ 76			Specify paint color number.
	• Paint price group 3	+$ 150			Specify paint color number.

Tip: For detailed dimensions information, refer to Actual Dimensions, ▶ *Page 48.*

Specification Information

Dimension D	Dimension H	Style Number	U.S. Base Prices 48"W	60"W	72"W
48"	28½"	**TS8TTWF**	$2152	$2301	$2528
60"	28½"	**TS8TTWF**	$2206	$2355	$2582

For Canadian Pricing
Multiply U.S. Price by the Canadian price factor.
▶ See page 1 for details.

Table plus Two

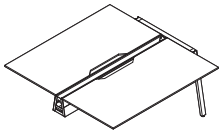

Tip: Individual user depth for 30"D nominal is 28¼"D and individual user depth for 24"D nominal is 22¼"D.

Standard Includes	Required to Specify
▶ Need help? Product details, page 48 • Two ½"- thick tops: Low-Pressure Laminate • 3 mm plastic edges band on front and 1 mm on back and sides default color to match, if Low-Pressure Laminate selected • Width: 48"W, 60"W, or 72"W • One leg and Cable Trough: paint price group 1 • Ships ready to assemble	1 Style number 2 Table width (see below under Required Selections) 3 Table depth (see below under Required Selections) 4 Low-Pressure Laminate color number for top 5 Paint color number for legs and Cable Trough 6 Options, if selected (see below) ▶ See *Surface Materials*, page 184.

	Required Selections	U.S. Price	Required to Specify
Width	• 48"W	Prices below	Specify *with 48".*
	• 60"W	Prices below	Specify *with 60".*
	• 72"W	Prices below	Specify *with 72".*
Depth	• 24"D per user	Prices below	Specify *with 24".*
	• 30"D per user	Prices below	Specify *with 30".*

For laminate group 2 and 3 pricing, *please refer to the electronic catalog or SmartTools.*

Tip: Wood veneer tables have matching flat veneer self-edge.

Tip: For detailed dimensions information, refer to Actual Dimensions, ▶ *Page 48.*

	Options	U.S. Price			Required to Specify
Surface Materials	**High-Pressure Laminate top**	**48"W**	**60"W**	**72"W**	
	• High-Pressure Laminate price group 1	+$ 198	+$ 208	+$ 218	Specify High-Pressure Laminate color number and select plastic for edge.
	• High-Pressure Laminate price group 2	See information at left			Specify High-Pressure Laminate color number and select plastic for edge.
	• High-Pressure Laminate price group 3	See information at left			Specify High-Pressure Laminate color number and select plastic for edge.
	• Open Line laminate	+$ 77 plus cost of laminate	+$ 77 plus cost of laminate	+$ 77 plus cost of laminate	▶ See *Surface Materials Reference Manual.*
	Wood veneer top	**48"W**	**60"W**	**72"W**	
	• Wood group 1	+$1042	+$1094	+$1148	Specify wood color number.
	• Wood group 2	+$1224	+$1276	+$1330	Specify wood color number.
	• Wood group 3	+$1688	+$1740	+$1794	Specify wood color number.
	• Customiz stain	No cost	No cost	No cost	Specify *with Customiz stain.* ▶ See *Surface Materials Reference Manual.*
	• Full-fill finish on wood group 1	+$1224	+$1276	+$1330	Specify full-fill finish number.
	Legs and trough				
	• Paint price group 1	No cost			Specify paint color number.
	• Paint price group 2	+$ 63			Specify paint color number.
	• Paint price group 3	+$ 126			Specify paint color number.

Specification Information

Dimension D	Dimension H	Style Number	U.S. Base Prices 48"W	60"W	72"W
48"	28½"	**TS8TTAF**	$1756	$1887	$2132
60"	28½"	**TS8TTAF**	$1810	$1941	$2186

For Canadian Pricing
Multiply U.S. Price by the Canadian price factor.
▶ See page 1 for details.

Bivi Team Table

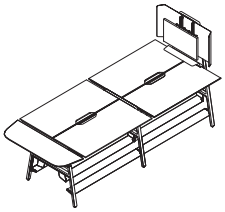

Tip: Total widths for the Team Table are 115⅞", 139⅞", and 163⅞" which includes the 18"D Transaction Top.

▶ Need help? Product details, page 50

Standard Includes	Required to Specify
• Four ½"- thick table tops: Low-Pressure Laminate • 3 mm plastic edges band on front and 1 mm on back and sides default color to match, if Low-Pressure Laminate selected • Legs, Cable Troughs, Footshelves, High Sit Brackets, Arches, and brackets: paint price group 1 • Media Support System shroud and tech shelf: paint price group 1 • Modesty Panels for High Sit Bracket: fabric price group 1 • Arch infills: fabric price group 1 • Monitor mount for Bivi Tall Arch: black • Ships ready to assemble	1 Style number 2 Table width (see below under Required Selections) 3 Low-Pressure Laminate color number for table tops 4 Paint color number for frame components 5 Paint color number for Media Support System 6 Fabric color number for modesty panels 7 Fabric color number for arch infills 8 Options, if selected (see below) ▶ See *Surface Materials*, page 184.

	Required Selections	U.S. Price	Required to Specify
Width	• 48"	Prices at right	Specify *with 48"W.*
	• 60"	Prices at right	Specify *with 60"W.*
	• 72"	Prices at right	Specify *with 72"W.*

For laminate group 2 and 3 pricing, *please refer to the electronic catalog or SmartTools.*

	Options	U.S. Price			Required to Specify
Surface Materials	**Table tops**	**48"W**	**60"W**	**72"W**	
	• High-Pressure Laminate price group 1	+$ 500	+$ 520	+$ 540	Specify High-Pressure Laminate color number and select plastic for edge.
	• High-Pressure Laminate price group 2	See information at left			Specify High-Pressure Laminate color number and select plastic for edge.
	• High-Pressure Laminate price group 3	See information at left			Specify High-Pressure Laminate color number and select plastic for edge.
	• Open Line laminate	+$ 77 plus cost of laminate	+$ 77 plus cost of laminate	+$ 77 plus cost of laminate	▶ See *Surface Materials Reference Manual.*
	• Wood group 1	+$2631	+$2735	+$2843	Specify wood color number.
	• Wood group 2	+$3086	+$3190	+$3298	Specify wood color number.
	• Wood group 3	+$4246	+$4350	+$4458	Specify wood color number.
	• Customiz stain	No cost	No cost	No cost	Specify *with Customiz stain.* ▶ See *Surface Materials Reference Manual.*
	• Full-fill finish on wood group 1	+$3086	+$3190	+$3298	Specify full-fill finish number.
	Frame components				
	• Paint price group 1	No cost			Specify paint color number.
	• Paint price group 2	+$ 557			Specify paint color number.
	• Paint price group 3	+$1120			Specify paint color number.
	Frame components with power				
	• Paint price group 1	No cost			Specify paint color number.
	• Paint price group 2	+$ 565			Specify paint color number.
	• Paint price group 3	+$1137			Specify paint color number.
	Media Support System				
	• Paint price group 1	No cost			Specify paint color number.
	• Paint price group 2	+$ 58			Specify paint color number.
	• Paint price group 3	+$ 115			Specify paint color number.

Tip: When specifying frame component finish, it will be applied to all painted surfaces excluding the shroud which will be specified separately.

▶ **Options, continued on next page**

For Canadian Pricing
Multiply U.S. Price by the Canadian price factor.
▶ See page 1 for details.

▶**Options, continued from previous page**

Tip: Modesty panel upholstery will apply to both modesty panels.

Tip: Infill upholstery will be applied to all three Arch Infills.

	Options	U.S. Price	Required to Specify
Surface Materials, continued	**Modesty Panel upholstery**		
	• Fabric price group 1	No cost	Specify fabric color number.
	• Fabric price group 2	+$ 164	Specify fabric color number.
	• Fabric price group 3	+$ 226	Specify fabric color number.
	• Fabric price group 4	+$ 304	Specify fabric color number.
	• Fabric price group 5	+$ 420	Specify fabric color number.
	• Customer's Own Material (COM)	+$ 41	▶ See *Customer's Own Material (COM)*, page 610.
	Arch Infill upholstery		
	• Fabric price group 1	No cost	Specify fabric color number.
	• Fabric price group 2	+$ 172	Specify fabric color number.
	• Fabric price group 3	+$ 240	Specify fabric color number.
	• Fabric price group 4	+$ 328	Specify fabric color number.
	• Fabric price group 5	+$ 444	Specify fabric color number.
	• Customer's Own Material (COM)	+$ 41	▶ See *Customer's Own Material (COM)*, page 610.
Power	• No power	No cost	Specify *with no power.*
	• 16 power	+$ 941	Specify *with 16 power.*
	• 12 power/4USB	+$1205	Specify *with 12 power/4 USB.*

Specification Information

Dimension D	Dimension H	Style Number	U.S. Base Prices 48"W	60"W	72"W
60"	74"	**TS8MEET**	$13,359	$14,215	$15,231

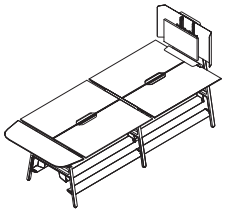

For Canadian Pricing
Multiply U.S. Price by the Canadian price factor.
▶See page 1 for details.

Bivi Team Theater

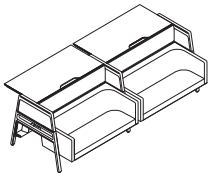

Tip: Total widths for the Team Theater are 98" and 122".

	Standard Includes	Required to Specify
▶Need help? Product details, page 51	• Two ½"- thick table tops: Low-Pressure Laminate • 3 mm plastic edges band on front and 1 mm on back and sides default color to match, if Low-Pressure Laminate selected • Legs, Cable Troughs, Footshelves, High Sit Brackets, Arches, and brackets: paint price group 1 • Upholstered Rumble Seats: fabric price group 1 • Modesty Panels for High Sit Bracket: fabric price group 1 • Arch infills: fabric price group 1 • Rumble Seats shipped fully assembled • Theater ships ready to assemble	1 Style number 2 Table width (see below under Required Selections) 3 Low-Pressure Laminate color for number table tops 4 Paint color number for components 5 Fabric color number for Rumble Seats 6 Fabric color number for modesty panels 7 Fabric color number for arch infills 8 Options, if selected (see below) ▶See *Surface Materials*, page 184.

	Required Selections	U.S. Price	Required to Specify
Width	• 48"W	Prices at right	Specify *with 48"W*.
	• 60"W	Prices at right	Specify *with 60"W*.

	Options	U.S. Price		Required to Specify
Surface Materials	**Table tops**	**48"W**	**60"W**	
	• High-Pressure Laminate price group 1	+$ 198	+$ 208	Specify High-Pressure Laminate color number and select plastic for edge.
	• High-Pressure Laminate price group 2	See information at left		Specify High-Pressure Laminate color number and select plastic for edge
	• High-Pressure Laminate price group 3	See information at left		Specify High-Pressure Laminate color number and select plastic for edge.
	• Open Line laminate	+$ 77 plus cost of laminate	+$ 77 plus cost of laminate	▶See *Surface Materials Reference Manual.*
	• Wood group 1	+$1042	+$1094	Specify wood color number.
	• Wood group 2	+$1224	+$1276	Specify wood color number.
	• Wood group 3	+$1688	+$1740	Specify wood color number.
	• Customiz stain	No cost	No cost	Specify *with Customiz stain.* ▶See *Surface Materials Reference Manual.*
	• Full-fill finish on wood group 1	+$1224	+$1276	Specify full-fill finish number.
	Frame components			
	• Paint price group 1	No cost		Specify paint color number.
	• Paint price group 2	+$ 454		Specify paint color number.
	• Paint price group 3	+$ 912		Specify paint color number.
	Frame components with power			
	• Paint price group 1	No cost		Specify paint color number.
	• Paint price group 2	+$ 462		Specify paint color number.
	• Paint price group 3	+$ 929		Specify paint color number.
	Rumble Seat upholstery			
	• Fabric price group 1	No cost	No cost	Specify fabric color number.
	• Fabric price group 2	+$ 268	+$ 320	Specify fabric color number.
	• Fabric price group 3	+$ 398	+$ 476	Specify fabric color number.
	• Fabric price group 4	+$ 532	+$ 634	Specify fabric color number.
	• Fabric price group 5	+$ 708	+$ 848	Specify fabric color number.
	• Fabric price group 6	+$ 998	+$1202	Specify fabric color number.
	• Fabric price group 7	+$1292	+$1548	Specify fabric color number.
	• Fabric price group 8	+$1666	+$2004	Specify fabric color number.
	• Fabric price group 9	+$2002	+$2398	Specify fabric color number.
	• Fabric price group 10	+$2292	+$2748	Specify fabric color number.
	• Customer's Own Material (COM)	+$ 41	+$ 41	▶See *Customer's Own Material (COM)*, page 610.

For laminate group 2 and 3 pricing, *please refer to the electronic catalog or SmartTools.*

Tip: When specifying component finish, it will be applied to all painted surfaces.

For Canadian Pricing
Multiply U.S. Price by the Canadian price factor.
▶See page 1 for details.

▶**Options, continued on next page**

▶**Options, continued from previous page**

	Options	U.S. Price	Required to Specify
Surface Materials, continued	**Modesty Panel upholstery**		
	• Fabric price group 1	No cost	Specify fabric color number.
	• Fabric price group 2	+$ 164	Specify fabric color number.
	• Fabric price group 3	+$ 226	Specify fabric color number.
	• Fabric price group 4	+$ 304	Specify fabric color number.
	• Fabric price group 5	+$ 420	Specify fabric color number.
	• Customer's Own Material (COM)	+$ 41	▶ See *Customer's Own Material (COM),* page 610.
	Arch Infill upholstery		
	• Fabric price group 1	No cost	Specify fabric color number.
	• Fabric price group 2	+$ 129	Specify fabric color number.
	• Fabric price group 3	+$ 180	Specify fabric color number.
	• Fabric price group 4	+$ 246	Specify fabric color number.
	• Fabric price group 5	+$ 333	Specify fabric color number.
	• Customer's Own Material (COM)	+$ 41	▶ See *Customer's Own Material (COM),* page 610.
Power	• No power	No cost	Specify *with no power.*
	• 16 power	+$ 941	Specify *with 16 power.*
	• 12 power/4USB	+$1205	Specify *with 12 power/4 USB.*

Tip: Modesty panel upholstery will apply to both modesty panels.

Tip: Infill upholstery will be applied to all three Arch Infills.

Specification Information

Dimension D	Dimension H	Style Number	U.S. Base Prices 48"W	U.S. Base Prices 60"W
60"	42"	**TS8THEATER**	$13,549	$15,113

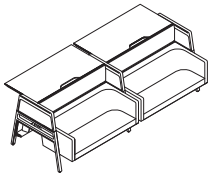

Tip: For detailed dimensions information, refer to Actual Dimensions,
▶ *Page 48.*

For Canadian Pricing
Multiply U.S. Price by the Canadian price factor.
▶ See page 1 for details.

Dual Height Tops

Upper Dual Tops

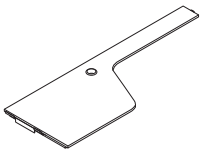

Tip: Upper Dual Top attaches to the Tall or Short Arch, TS8ARCH.

Tip: Works only at standing height.

Tip: Add Mini Transaction Top to two Bivi Upper Dual Tops to create a standing height conference setting.

Tip: Only works with High Sit Bracket with Modesty Panel style number TS8HSMREV.

	Standard Includes	Required to Specify
▶Need help? Product details, page 52	• 1/2"-thick top: Low-Pressure Laminate • 3 mm plastic edge band on front and 1 mm on back and sides default color to match, if Low-Pressure Laminate selected • Width: 60" or 72" • Mounting bracket: paint price group 1 • Ships ready to assemble	1 Style number 2 Top width (see below under Required Selections) 3 Handedness (see below under Required Selections) 4 Low-Pressure Laminate color number for top 5 Paint color number for bracket 6 Options, if selected (see below) ▶See *Surface Materials*, page 184.

	Required Selections	U.S. Price	Required to Specify
Width	• 60"W • 72"W	Prices below Prices below	Specify *with 60"*. Specify *with 72"*.
Handedness	• Right-handed • Left-handed	No cost No cost	Specify *with right hand.* Specify *with left hand.*

	Options	U.S. Price		Required to Specify
Surface Materials	**High-Pressure Laminate top**	**60"W**	**72"W**	
	• High-Pressure Laminate price group 1	+$104	+$109	Specify High-Pressure Laminate color number and select plastic for edge.
	• High-Pressure Laminate price group 2	See information at left		Specify High-Pressure Laminate color number and select plastic for edge.
	• High-Pressure Laminate price group 3	See information at left		Specify High-Pressure Laminate color number and select plastic for edge.
	• Open Line laminate	+$ 77 plus cost of laminate	+$ 77 plus cost of laminate	▶*See Surface Materials Reference Manual.*
	Wood veneer top	**60"W**	**72"W**	
	• Wood group 1	+$547	+$574	Specify wood color number.
	• Wood group 2	+$638	+$665	Specify wood color number.
	• Wood group 3	+$870	+$897	Specify wood color number.
	• Customiz stain	No cost	No cost	Specify *with Customiz stain.* ▶*See Surface Materials Reference Manual.*
	• Full-fill finish on wood group 1	+$638	+$665	Specify full-fill finish number.
	Bracket			
	• Paint price group 1	No cost		Specify paint color number.
	• Paint price group 2	+$ 25		Specify paint color number.
	• Paint price group 3	+$ 49		Specify paint color number.

For laminate group 2 and 3 pricing, *please refer to the electronic catalog or SmartTools.*

Tip: Wood veneer tops have matching flat veneer self-edge.

Tip: Individual user depth is 20 5/8"D.

Tip: For detailed dimensions information, refer to Actual Dimensions, ▶*Page 52.*

Specification Information

Dimensions D	Dimensions H	Style Number	U.S. Base Prices 60"W	U.S. Base Prices 72"W
5" – 20 5/8"	2 3/4"	**TS8DHUPR**	$618	$676

For Canadian Pricing
Multiply U.S. Price by the Canadian price factor.
▶See page 1 for details.

Lower Dual Tops

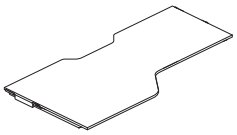

Tip: Lower Dual Top attaches to the Bivi Legs.

Tip: Works only at seated height.

	Standard Includes	Required to Specify
▶Need help? Product details, page 52	• 1/2"-thick top: Low-Pressure Laminate • 3 mm plastic edge band on front and 1 mm on back and sides default color to match, if Low-Pressure Laminate selected • Width: 60" or 72" • Mounting bracket: paint price group 1 • Ships ready to assemble	1 Style number 2 Top width (see below under Required Selections) 3 Handedness (see below under Required Selections) 4 Low-Pressure Laminate color number for top 5 Paint color number for bracket 6 Options, if selected (see below) ▶See *Surface Materials*, page 184.

	Required Selections	U.S. Price	Required to Specify
Width	• 60"W • 72"W	Prices below Prices below	Specify *with 60".* Specify *with 72".*
Handedness	• Right-handed • Left-handed	No cost No cost	Specify *with right hand.* Specify *with left hand.*

For laminate group 2 and 3 pricing, *please refer to the electronic catalog or SmartTools.*

Tip: Wood veneer tops have matching flat veneer self-edge.

	Options	U.S. Price		Required to Specify
Surface Materials	**High-Pressure Laminate top**	**60"W**	**72"W**	
	• High-Pressure Laminate price group 1	+$104	+$109	Specify High-Pressure Laminate color number and select plastic for edge.
	• High-Pressure Laminate price group 2	See information at left		Specify High-Pressure Laminate color number and select plastic for edge.
	• High-Pressure Laminate price group 3	See information at left		Specify High-Pressure Laminate color number and select plastic for edge.
	• Open Line laminate	+$ 77 plus cost of laminate	+$ 77 plus cost of laminate	▶*See Surface Materials Reference Manual.*
	Wood veneer top	**60"W**	**72"W**	
	• Wood group 1	+$547	+$574	Specify wood color number.
	• Wood group 2	+$638	+$665	Specify wood color number.
	• Wood group 3	+$870	+$897	Specify wood color number.
	• Customiz stain	No cost	No cost	Specify *with Customiz stain.* ▶*See Surface Materials Reference Manual.*
	• Full-fill finish on wood group 1	+$638	+$665	Specify full-fill finish number.
	Bracket			
	• Paint price group 1	No cost		Specify paint color number.
	• Paint price group 2	+$ 25		Specify paint color number.
	• Paint price group 3	+$ 49		Specify paint color number.

Tip: Individual user depth is 28 1/2"D.

Tip: For detailed dimensions information, refer to Actual Dimensions, ▶*Page 52.*

Specification Information

Dimensions D	Dimensions H	Style Number	U.S. Base Prices 60"W	U.S. Base Prices 72"W
20 5/8" – 28 1/2"	2 3/4"	**TS8DHLWR**	$618	$676

For Canadian Pricing
Multiply U.S. Price by the Canadian price factor.
▶See page 1 for details.

Dual Top Set

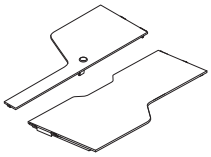

Tip: In a Dual Top Set, the Upper and Lower Dual Tops will have the same surface materials. For contrasting tops or accents paints, order the tops separately.

Tip: If Upper Dual Top is right handed, Lower Dual Top will be left handed. If Upper Dual Top is left handed, Lower Dual Top will be right handed.

	Standard Includes	Required to Specify
▶Need help? Product details, page 52	• Two 1/2"-thick tops: Low-Pressure Laminate • 3 mm plastic edge band on front and 1 mm on back and sides default color to match, if Low-Pressure Laminate selected • Width: 60" or 72" • Mounting bracket: paint price group 1 • Ships ready to assemble	1 Style number 2 Top width (see below under Required Selections) 3 Handedness (see below under Required Selections) 4 Low-Pressure Laminate color number for top 5 Paint color number for bracket 6 Options, if selected (see below) ▶See *Surface Materials*, page 184.

	Required Selections	U.S. Price	Required to Specify
Width	• 60"W • 72"W	Prices below Prices below	Specify *with 60"*. Specify *with 72"*.
Handedness	• Right-handed • Left-handed	No cost No cost	Specify *with right hand.* Specify *with left hand.*

Tip: Wood veneer tops have matching flat veneer self-edge.

Tip: Only works with High Sit Bracket with Modesty Panel style number TS8HSMREV.

Tip: In a 60"W set, the Upper and Lower Dual Tops will both be 60"W. In a 72"W set, the upper and lower tables will both be 72"W.

For laminate group 2 and 3 pricing, *please refer to the electronic catalog or SmartTools.*

	Options	U.S. Price		Required to Specify
Surface Materials	**High-Pressure Laminate top**	**60"W**	**72"W**	
	• High-Pressure Laminate price group 1	+$ 208	+$ 218	Specify High-Pressure Laminate color number and select plastic for edge.
	• High-Pressure Laminate price group 2	See information at left		Specify High-Pressure Laminate color number and select plastic for edge.
	• High-Pressure Laminate price group 3	See information at left		Specify High-Pressure Laminate color number and select plastic for edge.
	• Open Line laminate	+$ 77 plus cost of laminate	+$ 77 plus cost of laminate	▶*See Surface Materials Reference Manual.*
	Wood veneer top	**60"W**	**72"W**	
	• Wood group 1	+$1094	+$1148	Specify wood color number.
	• Wood group 2	+$1276	+$1330	Specify wood color number.
	• Wood group 3	+$1740	+$1794	Specify wood color number.
	• Customiz stain	No cost	No cost	Specify *with Customiz stain.* ▶*See Surface Materials Reference Manual.*
	• Full-fill finish on wood group 1	+$1276	+$1330	Specify full-fill finish number.
	Bracket			
	• Paint price group 1	No cost		Specify paint color number.
	• Paint price group 2	+$ 50		Specify paint color number.
	• Paint price group 3	+$ 97		Specify paint color number.

Specification Information

Tip: For detailed dimensions information, refer to Actual Dimensions, ▶*Page 52.*

Dimensions D	Dimensions H	Style Number	U.S. Base Prices 60"W	U.S. Base Prices 72"W
20 5/8" – 30"	2 3/4"	**TS8DHSET**	$1236	$1350

For Canadian Pricing
Multiply U.S. Price by the Canadian price factor.
▶See page 1 for details.

Arches and Arch Accessories

Arch

Short

Tall

	Standard Includes	Required to Specify
▶ Need help? Product details, page 56	• Arch: paint price group 1 • Ships ready to assemble	1 Style number 2 Height (see below under Required Selections) 3 Paint color number for arch 4 Options, if selected (see below) ▶ See *Surface Materials*, page 184.

	Required Selections	U.S. Price	Required to Specify
Height	• Short	Prices below	Specify *with short*.
	• Tall	Prices below	Specify *with tall*.

	Options	U.S. Price	Required to Specify
Surface Materials	• Paint price group 1	No cost	Specify paint color number.
	• Paint price group 2	+$35	Specify paint color number.
	• Paint price group 3	+$71	Specify paint color number.

Specification Information

Dimensions D	Dimensions W	Style Number	U.S. Base Prices Short 13"H	U.S. Base Prices Tall 44"H
2"	32 3/8"	**TS8ARCH**	$481	$676

For Canadian Pricing
Multiply U.S. Price by the Canadian price factor.
▶ See page 1 for details.

▶ **Arches and Arch Accessories,** continued

Side Storage

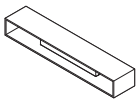

Tip: Side Storage is only used on the Bivi Short Arch. It is not designed to work freestanding.

	Standard Includes	Required to Specify
▶ Need help? Product details, page 59	• Side Storage top: Low-Pressure Laminate • 1 mm plastic edge band default color to match, if Low-Pressure Laminate selected • Metal case: paint price group 1 • Ships fully assembled	1 Style number 2 Low-Pressure Laminate color number for side storage top 3 Side Storage width (see below under Required Selections) 4 Paint color number for metal case 5 Options, if selected (see below) ▶ See *Surface Materials*, page 184.

	Required Selections	U.S. Price	Required to Specify
Width	• 48"W	Prices below	Specify *with 48"W.*
	• 60"W	Prices below	Specify *with 60"W.*

	Options	U.S. Price	Required to Specify
Surface Materials	**High-Pressure Laminate side storage**		
	• High-Pressure Laminate price group 1	+$ 26	Specify High-Pressure Laminate color number and select plastic for edge.
	• High-Pressure Laminate price group 2	See information at left	Specify High-Pressure Laminate color number and select plastic for edge.
	• High-Pressure Laminate price group 3	See information at left	Specify High-Pressure Laminate color number and select plastic for edge.
	• Open Line laminate	+$ 77 plus cost of laminate	▶ See *Surface Materials Reference Manual.*
	Wood veneer side storage		
	• Wood group 1	+$191	Specify wood color number.
	• Wood group 2	+$242	Specify wood color number.
	• Wood group 3	+$350	Specify wood color number.
	• Customiz stain	No cost	Specify *with Customiz stain.* ▶ See *Surface Materials Reference Manual.*
	• Full-fill finish on wood group 1	+$242	Specify full-fill finish number.
	Case finish		
	• Paint price group 1	No cost	Specify paint color number.
	• Paint price group 2	+$ 35	Specify paint color number.
	• Paint price group 3	+$ 71	Specify paint color number.

For laminate group 2 and 3 pricing, *please refer to the electronic catalog or SmartTools.*

Tip: Wood veneer side storage has matching flat veneer self-edge.

Specification Information

Dimensions D	W	H	Style Number	U.S. Base Price
11½"	48"	8"	**TS8ARCHSIDE**	$661
11½"	60"	8"	**TS8ARCHSIDE**	$747

For Canadian Pricing
Multiply U.S. Price by the Canadian price factor.
▶ See page 1 for details.

Monitor Mount

Standard Includes	Required to Specify
▶ Need help? Product details, page 57 • Monitor mount: black paint	Style number

Specification Information

Dimensions D	Dimensions W	Dimensions H	Style Number	U.S. Price
2 1/2"	12"	12 1/8"	**TS2ARCHMM**	$481

Bike Hook

Tip: A wall mount can be changed to an arch mount or vice versa via a service parts arch mount (TS2ARCHBHSR) or wall mount (TS2WALLBHSR) hardware package.

Standard Includes	Required to Specify
▶ Need help? Product details, page 57 • Bike Hook: paint price group 1 • Attachment hardware for wall mount or arch mount • Ships ready to assemble	1 Style number 2 Paint color number for Bike Hook 3 Options, if selected (see below) ▶ See *Surface Materials*, page 184.

	Options	U.S. Price	Required to Specify
Surface Materials	• Paint price group 1	No cost	Specify paint color number.
	• Paint price group 2	+$35	Specify paint color number.
	• Paint price group 3	+$71	Specify paint color number.

Specification Information

Dimensions D	Dimensions W	Dimensions H	Style Number	U.S. Base Price
Arch Mount				
5 1/8"	4"	60"	**TS2ARCHBH**	$314
Wall Mount				
5 1/8"	4"	60"	**TS2WALLBH**	$314

For Canadian Pricing
Multiply U.S. Price by the Canadian price factor.
▶ See page 1 for details.

Markerboards

Standard Includes	Required to Specify
▶ Need help? Product details, page 59 • Magnetic markerboard: 6650 Sodium	Style number

Specification Information

Dimensions W	Dimensions H	Style Number	U.S. Price
14"	6 7/8"	**TS2MB14**	$119
30"	6"	**TS2MB30**	$143

Canopy

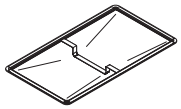

Standard Includes	Required to Specify
▶ Need help? Product details, page 58 • Aluminum frame and mounting hardware • White fabric: 5VD0 Bivi Canopy Fabric	Style number

Tip: Canopy requires Tall Arch.

Tip: Two Canopies cannot be used side-by-side on the 48"W Bivi tables.

Specification Information

Dimensions D	Dimensions W	Dimensions H	Style Number	U.S. Price
32 1/2"	57 3/4"	4 7/8"	**TS2ARCHC**	$530

Board Rack

Standard Includes	Required to Specify
▶ Need help? Product details, page 57 • Board rack: paint price group 1	1 Style number 2 Paint color number for board rack: 4140 Arctic White Gloss 4799 Platinum Metallic 7246 Midnight Metallic

Specification Information

Dimensions D	Dimensions W	Dimensions H	Style Number	U.S. Price
9"	17 1/2"	23 1/4"	**TS2ARCHBR**	$530

For Canadian Pricing
Multiply U.S. Price by the Canadian price factor.
▶ See page 1 for details.

Holder

	Standard Includes	Required to Specify
▶ Need help? Product details, page 59	• Holder: paint price group 1	1 Style number 2 Paint color number for Holder 3 Options, if selected (see below) ▶ See *Surface Materials*, page 184.

	Options	U.S. Price	Required to Specify
Surface Materials	• Paint price group 1	No cost	Specify paint color number.
	• Paint price group 2	+$25	Specify paint color number.
	• Paint price group 3	+$49	Specify paint color number.

Specification Information

• Dimensions D	W	H	• Style Number	• U.S. Base Price
3"	26 7/8"	3"	**TS2HOLDER**	$216

Planter

	Standard Includes	Required to Specify
▶ Need help? Product details, page 59	• Planter: black	Style number

Specification Information

• Dimensions D	W	H	• Style Number	• U.S. Price
2 7/8"	26 3/4"	2 7/8"	**TS2PLANTER**	$96

For Canadian Pricing
Multiply U.S. Price by the Canadian price factor.
▶ See page 1 for details.

High Sit Bracket with Modesty Panel

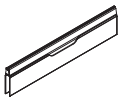

	Standard Includes	Required to Specify
▶ Need help? Product details, page 56	• High sit bracket with modesty panel • Width: 48"W, 60"W, or 72"W • Modesty panel fabric: fabric price group 1 • Bracket: paint price group 1 • Ships ready to assemble	1 Style number 2 Width (see below under Requred Selections) 3 Fabric number for modesty panel 4 Paint color number for bracket 5 Options, if selected (see below) ▶ See *Surface Materials*, page 184.

	Required Selections	U.S. Price	Required to Specify
Width	• 48"W	Prices below	Specify *with 48"*.
	• 60"W	Prices below	Specify *with 60"*.
	• 72"W	Prices below	Specify *with* 72".

	Options	U.S. Price	Required to Specify
Surface Materials	**Upholstery**		
	• Fabric price group 1	No cost	Specify fabric color number.
	• Fabric price group 2	+$ 82	Specify fabric color number.
	• Fabric price group 3	+$113	Specify fabric color number.
	• Fabric price group 4	+$152	Specify fabric color number.
	• Fabric price group 5	+$210	Specify fabric color number.
	• Customer's Own Material	+$ 41	▶ See *Understanding Customer's Own Material (COM)*, page 610.
	Bracket paint		
	• Paint price group 1	No cost	Specify paint color number.
	• Paint price group 2	+$ 8	Specify paint color number.
	• Paint price group 3	+$ 17	Specify paint color number.

Specification Information

Style Number	U.S. Base Prices 48"W	60"W	72"W
TS8HSMREV	$691	$739	$783

For Canadian Pricing
Multiply U.S. Price by the Canadian price factor.
▶ See page 1 for details.

Arch Infill

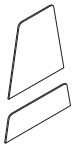

Upper

Lower

	Standard Includes	Required to Specify
▶ Need help? Product details, page 56	• Arch infill fabric: fabric price group 1 • Bracket: paint price group 1 • Ships ready to assemble	1 Style number 2 Application (see below under Required Selections) 3 Arch infill type (see below under Requred Selections) 4 Fabric number for arch infill 5 Paint color number for bracket 6 Options, if selected (see below) ▶ See *Surface Materials*, page 184.

	Required Selections	U.S. Price	Required to Specify
Application	• Lower	Prices below	Specify *with lower.*
	• Upper	Prices below	Specify *with upper.*
Arch Infill Type	• Fabric	Prices below	Specify *with fabric.*
	• Markerboard	Price below	Specify *with markerboard.*

Tip: Markerboard only available on Upper Arch Infill.

	Options	U.S. Price	Required to Specify
Surface Materials	**Infill**		
	• Fabric price group 1	No cost	Specify fabric color number.
	• Fabric price group 2	+$ 43	Specify fabric color number.
	• Fabric price group 3	+$ 60	Specify fabric color number.
	• Fabric price group 4	+$ 82	Specify fabric color number.
	• Fabric price group 5	+$111	Specify fabric color number.
	• Customer's Own Material	+$ 41	▶ See *Understanding Customer's Own Material (COM)*, page 610.
	• Markerboard	+$ 83	Specify *with markerboard.*
	Bracket paint		
	• Paint price group 1	No cost	Specify paint color number.
	• Paint price group 2	+$ 8	Specify paint color number.
	• Paint price group 3	+$ 17	Specify paint color number.

Specification Information

Style Number	U.S. Base Prices Lower	Upper
TS8ARCHFILL	$293	$329

For Canadian Pricing
Multiply U.S. Price by the Canadian price factor.
▶ See page 1 for details.

Rumble Seat, Supports, and Hoodie

Rumble Seat

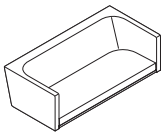

Tip: Rumble Seat only fits within a 48"W or 60"W Bivi Table for Two or Table plus Two.

Tip: Rumble Seat fabric relaxes with use creating comfort wrinkles. If the least amount of comfort wrinkles is desired, Congent: Connect fabric is recommended.

Tip: Contrasting seat is available as an option on all sizes of the Rumble Seat. Inner back, outer back, and arms will match each other.

Tip: Table Frame Attachment Bracket is used to attach the 48"W or 60"W Rumble Seat to a Bivi table frame in place of a Full Top in a Table for Two or Table plus Two. 36"W Rumble Seats do not have Table Frame Attachment Bracket option since this size cannot be attached to a table frame.

Tip: 36"W, 48"W, and 60"W Rumble Seats have a Freestanding Legs option.

Tip: Rumble Seats TS8RS, manufactured on 5/22/2017 or after only work with Freestanding Legs TS8RSL2 and Table Frame Attachment Brackets TS8RSTA, manufactured on 5/22/2017 or after.

	Standard Includes	Required to Specify
▶ Need help? Product details, page 62	• Fully upholstered lounge: fabric price group 1 • Lounge shipped fully assembled	1 Style number 2 Fabric color number for lounge 3 Options, if selected (see below). ▶ See *Surface Materials*, page 184.

	Options	U.S. Price	Required to Specify
Surface Materials	**Upholstery - 36"W Rumble Seat**		
	Fabric price group 1	No cost	Specify fabric color number.
	Fabric price group 2	+$ 108	Specify fabric color number.
	Fabric price group 3	+$ 160	Specify fabric color number.
	Fabric price group 4	+$ 212	Specify fabric color number.
	Fabric price group 5	+$ 287	Specify fabric color number.
	Fabric price group 6	+$ 403	Specify fabric color number.
	Fabric price group 7	+$ 518	Specify fabric color number.
	Fabric price group 8	+$ 670	Specify fabric color number.
	Fabric price group 9	+$ 805	Specify fabric color number.
	Fabric price group 10	+$ 923	Specify fabric color number.
	Customer's Own Material (COM)	+$ 40	▶ See *Understanding Customer's Own Material (COM)*, page 185.
	Upholstery - 48"W Rumble Seat		
	Fabric price group 1	No cost	Specify fabric color number.
	Fabric price group 2	+$ 135	Specify fabric color number.
	Fabric price group 3	+$ 201	Specify fabric color number.
	Fabric price group 4	+$ 269	Specify fabric color number.
	Fabric price group 5	+$ 355	Specify fabric color number.
	Fabric price group 6	+$ 502	Specify fabric color number.
	Fabric price group 7	+$ 649	Specify fabric color number.
	Fabric price group 8	+$ 837	Specify fabric color number.
	Fabric price group 9	+$1007	Specify fabric color number.
	Fabric price group 10	+$1152	Specify fabric color number.
	Customer's Own Material (COM)	+$ 40	▶ See *Understanding Customer's Own Material (COM)*, page 185.
	Upholstery - 60"W Rumble Seat		
	Fabric price group 1	No cost	Specify fabric color number.
	Fabric price group 2	+$ 162	Specify fabric color number.
	Fabric price group 3	+$ 240	Specify fabric color number.
	Fabric price group 4	+$ 319	Specify fabric color number.
	Fabric price group 5	+$ 426	Specify fabric color number.
	Fabric price group 6	+$ 604	Specify fabric color number.
	Fabric price group 7	+$ 778	Specify fabric color number.
	Fabric price group 8	+$1008	Specify fabric color number.
	Fabric price group 9	+$1205	Specify fabric color number.
	Fabric price group 10	+$1382	Specify fabric color number.
	Customer's Own Material (COM)	+$ 40	▶ See *Understanding Customer's Own Material (COM)*, page 185.
	Constrasting seat		
	• Contrasting upholstery on seat	+$ 75	Specify *with contrasting seat* and select fabric color number.

	Supports	Brackets	Legs	
	• Paint price group 1	No cost	No cost	Specify paint color number.
	• Paint price group 2	+$ 25	+$39	Specify paint color number.
	• Paint price group 3	+$ 49	+$79	Specify paint color number.
	• Lux Coatings	N.A.	+$79	Specify Lux Coatings color number.
Supports	• No support	No cost		Specify *with no support.*
	• Table Frame Attachment Bracket	+$ 350		Specify *with Table Frame Attachment Bracket* and select paint color number.
	• Freestanding Leg for Rumble Seat			
	– 36"W	+$ 754		Specify *with Freestanding Leg* and select paint color number.
	– 48"W	+$ 769		Specify *with Freestanding Leg* and select paint color number.
	– 60"W	+$ 779		Specify *with Freestanding Leg* and select paint color number.

▶ **Options, continued on next page**

▶**Options, continued from previous page**

	Options	U.S. Price	Required to Specify
Brackets	**Accessory bracket**		
	• Hidden accessory bracket	No cost	Specify *with hidden accessory bracket.*
	• Exposed accessory bracket	No cost	Specify *with exposed accessory bracket.*

Specification Information

Dimensions D	Dimensions H	Style Number	U.S. Base Prices 36"W	48"W	60"W
28"	28 1/2"	**TS8RS**	$1943	$2283	$2805

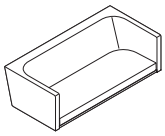

Tip: For 36"W, 48"W, and 60"W Rumble Seat actual dimensions, see Rumble Seat and Hoodie *Understanding.*
▶Page 62

For Canadian Pricing
Multiply U.S. Price by the Canadian price factor.
▶See page 1 for details.

Rumble Seat Supports

Tip: For 36"W, 48"W, and 60"W Rumble Seat Freestanding Leg actual dimensions, see Rumble Seat and Hoodie *Understanding.*
▶Page 62

Tip: Rumble Seats TS8RS, manufactured on 5/22/2017 or after only work with Freestanding Legs TS8RSL2 and Table Frame Attachment Brackets TS8RSTA, manufactured on 5/22/2017 or after.

	Standard Includes	Required to Specify
▶Need help? Product details, page 62	• Table Frame Attachment Brackets, if selected: paint price group 1 • Freestanding Legs, if selected: paint price group 1 • Leveling glides • Attachment hardware • Shipped ready to assemble	1 Style number 2 Paint color number for brackets or Legs 3 Options, if selected (see below) ▶See *Surface Materials*, page 184.

	Options	U.S. Price		Required to Specify
Surface Materials	**Supports**	**Brackets**	**Legs**	
	• Paint price group 1	No cost	No cost	Specify paint color number.
	• Paint price group 2	+$25	+$39	Specify paint color number.
	• Paint price group 3	+$49	+$79	Specify paint color number.
	• Lux Coatings	N.A.	+$79	Specify Lux Coatings color number.

Specification Information				
Dimensions			**Style Number**	**U.S. Base Price**
D	**W**	**H**		

Table Frame Attachment Brackets

Tip: Table Frame Attachment Bracket is used to attach the 48"W or 60"W Rumble Seat to a Bivi table frame in place of a Full Top in a Table for Two or Table plus Two. 36"W Rumble Seats do not have Table Frame Attachment Bracket option since this size cannot be attached to a table frame.

5½"	17"	16⅝"	**TS8RSTA**	$350

Specification Information					
Dimensions		**Style Number**	**U.S. Base Prices**		
D	**H**		**36"W**	**48"W**	**60"W**

Freestanding Legs

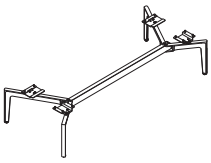

28"	12"	**TS8RSL2**	$754	$769	$779

For Canadian Pricing
Multiply U.S. Price by the Canadian price factor.
▶See page 1 for details.

Hoodie

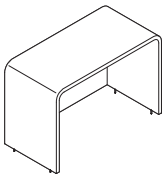

Standard Includes		Required to Specify
▶ Need help? Product details, page 62	• Fully upholstered top and sides: Cogent: Connect: 5S25 Graphite or 5526 Licorice • Mesh back panel: T615 Sultry Smoke • Shipped ready to assemble	1 Style number 2 Connect fabric color number for top and sides ▶ See *Surface Materials*, page 184.

Specification Information

Dimensions D	W	H	Style Number	U.S. Price
28"	58"	38 1/8"	**TS3RSH**	$1622

For Canadian Pricing
Multiply U.S. Price by the Canadian price factor.
▶ See page 1 for details.

Trough-Mounted Data Access

Standard Includes		Required to Specify
▶ Need help? Product details, page 54	• Metal data access: paint price group 1	1 Style number 2 Paint color number for data access 3 Options, if selected (see below) ▶ See *Surface Materials*, page 184.

	Options	U.S. Price	Required to Specify
Surface Materials	• Paint price group 1	No cost	Specify paint color number.
	• Paint price group 2	+$ 8	Specify paint color number.
	• Paint price group 3	+$17	Specify paint color number.

Specification Information

Dimensions D	W	H	Style Number	U.S. Base Price
3 1/4"	3 1/2"	2 1/2"	**TS8DATA**	$45

For Canadian Pricing
Multiply U.S. Price by the Canadian price factor.
▶ See page 1 for details.

Electrical Components

One Circuit

Plug and Play Power Strips, One Circuit

Tip: The Plug and Play Power Strips USB option provides three simplex receptacles and one USB port with two USB plugs per strip. The USB option is always located in the fourth port location.

Tip: Plug and Play Power Strips are a UL recognized powered table system component per UL962.

Tip: Plug and play power strips do not work on the bottom half of Bivi cable troughs with style numbers beginning with TS8, manufactured on or after 08/31/2016.

	Standard Includes	Required to Specify
▶ Need help? Product details, page 64	• Power Strip: paint price group 1 • 12-amp system rating • 15-amp power cord with 15-amp over-current protection • 10' long cord with wall plug • 6' cord length between power strips	1 Style number 2 Paint color number for Power Strip 3 Power strip (see below under Required Selections) 4 Options, if selected (see below) ▶ See *Surface Materials*, page 184.

	Required Selections	U.S. Price	Required to Specify
Power Strips	**Package of one Plug and Play Power Strip**		
	• 1 pack: 4 power	No cost	Specify *with 4 power.*
	• 1 pack: 3 power and 1 USB	+$ 66	Specify *with 3 power/1 USB.*
	Package of two Plug and Play Power Strips		
	• 2 pack: 4 power	No cost	Specify *with 8 power.*
	• 2 pack: 3 power and 1 USB	+$132	Specify *with 6 power/2 USB.*
	Package of four Plug and Play Power Strips		
	• 4 pack: 4 power	No cost	Specify *with 16 power.*
	• 4 pack: 3 power and 1 USB	+$264	Specify *with 12 power/4 USB.*

	Options	U.S. Price	Required to Specify
Surface Materials	• Paint price group 1	No cost	Specify paint color number.
	• Paint price group 2	+$ 8	Specify paint color number.
	• Paint price group 3	+$ 17	Specify paint color number.

Specification Information

Total Receptacles	Style Number	U.S. Base Price

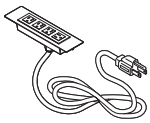

Package of One

4	**TS8PS1PKREV**	$265

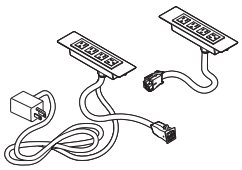

Package of Two

8	**TS8PS2PKREV**	$510

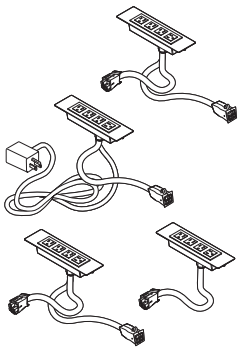

Package of Four

16	**TS8PS4PKREV**	$941

Accessory Power – Rectangular

	Standard Includes	Required to Specify
▶ Need help? Product details, page 78	• Rectangular shaped power and USB strip: plastic price group 1	1 Style number 2 Cord length (see below under Required Selections) 3 Mount type (see below under Required Selections) 4 Power/USB/data schematics (see below under Required Selections) 5 Plastic color number for rectangular shaped power 6 Options, if selected (see below) ▶ See *Surface Materials*, page 184.

Tip: Rectangular Power Strip with clamp-on mount works on worksurfaces that range from ½" to 2½" thick.

	Required Selections	U.S. Price	Required to Specify
Cord Length	• 6' cord • 10' cord	No cost +$ 35	Specify *with 6' cord length.* Specify *with 10' cord length.*
Mount Type	• Freestanding mount • Clamp-on mount	No cost +$ 25	Specify *with freestanding mount.* Specify *with clamp-on mount.*
Freestanding Mount Power /USB/Data Schematics	• 4 power • 3 power/1 USB • 1 USB/2 power/1 USB	No cost +$ 66 +$132	Specify *with 4 power.* Specify *with 3 power/1 USB.* Specify *with 1 USB/2 power/1 USB.*
Clamp-On Mount Power/USB/Data Schematics	• 4 power • 1 open data/2 power/ 1 open data • 3 power/1 USB • 1 USB/2 power/1 open data • 1 USB/2 power/1 USB	No cost No cost +$ 66 +$ 66 +$132	Specify *with 4 power.* Specify *with 1 open data/2 power/ 1 open data.* Specify *with 3 power/1 USB.* Specify *with 1 USB/2 power/1 open data.* Specify *with 1 USB/2 power/1 USB.*

	Options	U.S. Price	Required to Specify
Surface Materials	• Plastic price group 1 • Plastic price group 2	No cost +$ 10	Specify plastic color number. Specify plastic color number.

Specification Information

Style Number	U.S. Base Price
TS8PAREC	$411

For Canadian Pricing
Multiply U.S. Price by the Canadian price factor.
▶ See page 1 for details.

Accessory Power – Pyramid

	Standard Includes	Required to Specify
▶ Need help? Product details, page 78	• Freestanding pyramid shaped power and USB: plastic price group 1	1 Style number 2 Cord length (see below under Required Selections) 3 Power/USB/data schematics (see below under Required Selections) 4 Plastic color number for pyramid shaped power 5 Options, if selected (see below) ▶ See *Surface Materials*, page 184.

	Required Selections	U.S. Price	Required to Specify
Cord Length	• 6' cord • 10' cord	No cost +$35	Specify *with 6' cord length.* Specify *with 10' cord length.*
Power/USB/Data Schematics	• 4 power • 1 power/1 USB/1 power/ 1 blank	No cost +$66	Specify *with 4 power.* Specify *with 1 power/1 USB/1 power/ 1 blank.*

	Options	U.S. Price	Required to Specify
Surface Materials	• Plastic price group 1 • Plastic price group 2	No cost +$10	Specify plastic color number. Specify plastic color number.

Specification Information

• Style Number	• U.S. Base Price
TS8PAPYR	$343

For Canadian Pricing
Multiply U.S. Price by the Canadian price factor.
▶ See page 1 for details.

Electrical Components

Two Circuit

Hardwire-to-Modular Power Infeed, Two Circuit



	Standard Includes	Required to Specify
▶ Need help? Product details, page 64	• 2-circuit hardwired base power-in, 3/8" diameter flexible galvanized steel conduit, liquid tight conduit outside of table Trough • Modular connection for 2-circuit powerways • In-line connector	1 Style number 2 Infeed length (see below under Required Selections)

	Required Selections	U.S. Price	Required to Specify
Infeed Length	• 6'	No cost	Specify *with 6'.*
	• 12'	+$48	Specify *with 12'.*
	• 24'	+$95	Specify *with 24'.*

Specification Information

Style Number	U.S. Base Price
TS8PBT2	$150

Hardwire-to-Modular Power Infeed, San Francisco

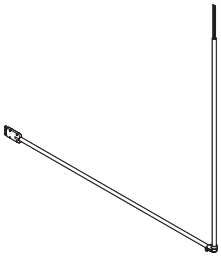

	Standard Includes	Required to Specify
▶ Need help? Product details, pages 65	• 2-circuit hardwire-to-modular base power-in, 3/8" diameter flexible galvanized steel conduit, liquid tight conduit outside of Cable Trough • Modular connection for 2-circuit powerways • In-line connector to allow connection at middle of run • San Francisco hardwired base power-in, 3/8" diameter flexible galvanized steel conduit, liquid tight conduit outside of Cable Trough	Style number

Specification Information

Style Number	U.S. Price
TS2PBT2SF	$188

For Canadian Pricing
Multiply U.S. Price by the Canadian price factor.
▶ See page 1 for details.

Modular and Hardwire Powerways, Two Circuit

Tip: The Modular Powerway USB option provides three simplex receptacles and one USB port with two USB plugs per strip.

Tip: The USB option is always located in the fourth port location and has two USB ports.

Tip: 48"W Bivi tables only allow for one Modular Powerway, TS8P260, or one Chicago Hardwired Powerway per Trough. Each powerway comes with two strips for a total of eight simplex receptacles.

Tip: Modular (TS8P260) and hardwire (TS8P2CHI) powerways do not work on the bottom half of Bivi cable troughs with style numbers beginning with TS8, manufactured on or after 08/31/2016.

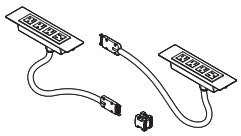

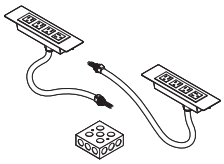

	Standard Includes	Required to Specify
▶ Need help? Product details, page 64	• 60" power with total eight simplex receptacles; if selected: paint price group 1 • 2-circuit powerway • 60" powerway for 2-circuit with one line 1 and one line 2 receptacles • Chicago hardwired junction boxes with eight total simplex receptacles if selected: 6000 Black plastic • Shipped ready to install	1 Style number 2 Infeed length (see below under Required Selections) 3 Paint color number for powerway 4 Options, if selected (see below) ▶ See *Surface Materials*, page 184.

	Required Selections	U.S. Price	Required to Specify
Infeed Length	**Package of two Plug and Play Power Strips**		
	• 2 pack: 8 power	No cost	Specify *with 8 power.*
	• 2 pack: 6 power and 2 USB	+$132	Specify *with 6 power/2 USB.*

	Options	U.S. Price	Required to Specify
Surface Materials	• Paint price group 1	No cost	Specify paint color number.
	• Paint price group 2	+$ 8	Specify paint color number.
	• Paint price group 3	+$ 17	Specify paint color number.

Specification Information

• Style Number	• U.S. Base Price

Modular Powerway, Two Circuit- Line 1 and Line 2

TS8P260	$592

Hardwired Powerway, Chicago, Two Circuit- Line 1 and Line 2

TS8P2CHI	$592

For Canadian Pricing
Multiply U.S. Price by the Canadian price factor.
▶ See page 1 for details.

Modular Harness, Two Circuit

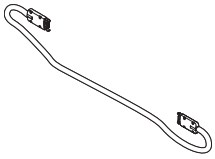

	Standard Includes	Required to Specify
▶ Need help? Product details, page 65	• Modular harness	1 Style number 2 Infeed length (see below under Required Selections)

	Required Selections	U.S. Price	Required to Specify
Infeed Length	• 72"	No cost	Specify *with 72".*
	• 84"	+$10	Specify *with 84".*
	• 122"	+$73	Specify *with 122".*
	• 132"	+$73	Specify *with 132".*
	• 138"	+$73	Specify *with 138".*

Specification Information

• Style Number	• U.S. Base Price
TS8P2H	$89

For Canadian Pricing
Multiply U.S. Price by the Canadian price factor.
▶ See page 1 for details.

Electrical Components

Four Circuit

Modular Power Block - Standard Capacity

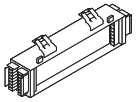

Tip: Does not work on Bivi tables and Troughs with style numbers beginning with TS2, manufactured prior to 8/31/2016.

Standard Includes	Required to Specify
▶ Need help? Product details, page 78	1 Style number 2 Wiring schematics (see below under Required Selections)
• Non-PVC power block	

	Required Selections	U.S. Price	Required to Specify
Wiring Schematics	• 3+1	No cost	Specify *with 3+1.*
	• 2+2	No cost	Specify *with 2+2.*
	• 3SN	No cost	Specify *with 3SN.*

Specification Information

Style Number	U.S. Price
TS8PBS	$246

Power Block

Standard Includes	Required to Specify
▶ Need help? Product details, page 78	1 Style number 2 Wiring schematics (see below under Required Selections)
• Non-PVC, four circuit power block	

	Required Selections	U.S. Price	Required to Specify
Wiring Schematics	• 3+1	No cost	Specify *with 3+1.*
	• 2+2	No cost	Specify *with 2+2.*
	• 3SN	No cost	Specify *with 3SN.*

Specification Information

Style Number	U.S. Price
TS8PHBC	$46

Chicago Hardwire Box

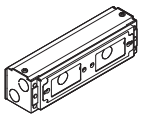

Standard Includes	Required to Specify
▶ Need help? Product details, page 79	Style number
• Hardwire box: black	

Specification Information

Style Number	U.S. Price
TS8P4CHI	$362

For Canadian Pricing
Multiply U.S. Price by the Canadian price factor.
▶ See page 1 for details.

Duplex Receptacle

Tip: For designation of controlled receptacles, order permanent ink stamp with controlled icon; service part (1063909001SR). It includes a pair of stamps, one white and one black. Appropriate receptacles can be stamped at the job site during installation.

	Standard Includes	Required to Specify
▶ Need help? Product details, page 79	• 15-amp, system standard ground duplex receptacle: plastic	1 Style number 2 Plastic color number for receptacle: 6000 Black 6009 Arctic White 6249 Platinum Solid 6651 Tungsten 6652 Titanium 6654 Sand 6697 Fog 6B03 Red 3 Wiring schematics (see below under Required Selections) 4 Amperage (see below under Required Selections) 5 Ground type (see below under Required Selections) 6 Options, if selected (see below)

	Required Selections	U.S. Price	Required to Specify
Wiring Schematics	**3+1**		
	• Line 1	No cost	Specify *with 3+1, Line 1.*
	• Line 2	No cost	Specify *with 3+1, Line 2.*
	• Line 3	No cost	Specify *with 3+1, Line 3.*
	• Line 4	No cost	Specify *with 3+1, Line 4.*
	2+2		
	• Line 1	No cost	Specify *with 2+2, Line 1.*
	• Line 2	No cost	Specify *with 2+2, Line 2.*
	• Line 3	No cost	Specify *with 2+2, Line 3.*
	• Line 4	No cost	Specify *with 2+2, Line 4.*
	3SN		
	• Line 1	No cost	Specify *with 3SN, Line 1.*
	• Line 2	No cost	Specify *with 3SN, Line 2.*
	• Line 3	No cost	Specify *with 3SN, Line 3.*
	• Line 4	No cost	Specify *with 3SN, Line 4.*
Amperage	• 15-amp	No cost	Specify *with 15-amp.*
	• 20-amp	+$33	Specify *with 20-amp.*
Ground Type	• System	No cost	Specify *with system ground.*
	• Isolated	+$17	Specify *with isolated ground.*

	Options	U.S. Price	Required to Specify
Controlled Stamp	• No stamp	No cost	Specify *with no stamp.*
	• Controlled stamp	+$ 3	Specify *with controlled stamp.*

Specification Information

Style Number	U.S. Base Price
TS8PRD	$47

For Canadian Pricing
Multiply U.S. Price by the Canadian price factor.
▶ See page 1 for details.

Modular Flexible Receptacle

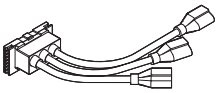

Tip: For designation of controlled receptacles, order permanent ink stamp with controlled icon; service part (1063909001SR). It includes a pair of stamps, one white and one black. Appropriate receptacles can be stamped at the job site during installation.

Tip: Does not work on Bivi tables and Troughs with style numbers beginning with TS2, manufactured prior to 8/31/2016.

	Standard Includes	Required to Specify
▶ Need help? Product details, page 79	• 15-amp, system standard ground duplex receptacle: black	1 Style number 2 Wiring schematics (see below under Required Selections) 3 Ground type (see below under Required Selections)

	Required Selections	U.S. Price	Required to Specify
Wiring Schematics	**3+1**		
	• Line 1	No cost	Specify *with 3+1, Line 1.*
	• Line 2	No cost	Specify *with 3+1, Line 2.*
	• Line 3	No cost	Specify *with 3+1, Line 3.*
	• Line 4	No cost	Specify *with 3+1, Line 4.*
	2+2		
	• Line 1	No cost	Specify *with 2+2, Line 1.*
	• Line 2	No cost	Specify *with 2+2, Line 2.*
	• Line 3	No cost	Specify *with 2+2, Line 3.*
	• Line 4	No cost	Specify *with 2+2, Line 4.*
	3SN		
	• Line 1	No cost	Specify *with 3SN, Line 1.*
	• Line 2	No cost	Specify *with 3SN, Line 2.*
	• Line 3	No cost	Specify *with 3SN, Line 3.*
	• Line 4	No cost	Specify *with 3SN, Line 4.*
Ground Type	• System	No cost	Specify *with system ground.*
	• Isolated	+$17	Specify *with isolated ground.*

Specification Information

Style Number	U.S. Base Price
TS8PFR	$129

For Canadian Pricing
Multiply U.S. Price by the Canadian price factor.
▶ See page 1 for details.

USB Receptacle

Tip: Does not work on Bivi tables and Troughs with style numbers beginning with TS2, manufactured prior to 8/31/2016.

	Standard Includes	Required to Specify
▶ Need help? Product details, page 79	• 15-amp, system ground USB Receptacle: plastic	1 Style number 2 Plastic color number for USB Receptacle: 6000 Black 6009 Arctic White 6249 Platinum Solid 6651 Tungsten 6652 Titanium 6654 Sand 6697 Fog 6B03 Red 3 Wiring schematics (see below under Required Selections)

	Required Selections	U.S. Price	Required to Specify
Wiring Schematics	**3+1**		
	• Line 1	No cost	Specify *with 3+1, Line 1.*
	• Line 2	No cost	Specify *with 3+1, Line 2.*
	• Line 3	No cost	Specify *with 3+1, Line 3.*
	• Line 4	No cost	Specify *with 3+1, Line 4.*
	2+2		
	• Line 1	No cost	Specify *with 2+2, Line 1.*
	• Line 2	No cost	Specify *with 2+2, Line 2.*
	• Line 3	No cost	Specify *with 2+2, Line 3.*
	• Line 4	No cost	Specify *with 2+2, Line 4.*
	3SN		
	• Line 1	No cost	Specify *with 3SN, Line 1.*
	• Line 2	No cost	Specify *with 3SN, Line 2.*
	• Line 3	No cost	Specify *with 3SN, Line 3.*
	• Line 4	No cost	Specify *with 3SN, Line 4.*

Specification Information

Style Number	U.S. Price
TS8PUSB	$111

For Canadian Pricing
Multiply U.S. Price by the Canadian price factor.
▶ See page 1 for details.

Modular Power, Four Circuit

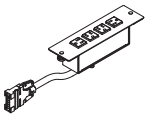

	Standard Includes	Required to Specify
▶ Need help? Product details, page 79	• Single, four circuit powerway: paint price group 1 • USB and power options	1 Style number 2 Paint color number for powerway 3 Wiring schematics (see below under Required Selections) 4 USB and power options (see below under Required Selections) 5 Ground type (see below under Required Selections) 6 Options, if selected (see below) ▶ See *Surface Materials*, page 184.

	Required Selections	U.S. Price	Required to Specify
Wiring Schematics	**3+1**		
	• Line 1	No cost	Specify *with 3+1, Line 1.*
	• Line 2	No cost	Specify *with 3+1, Line 2.*
	• Line 3	No cost	Specify *with 3+1, Line 3.*
	• Line 4	No cost	Specify *with 3+1, Line 4.*
	2+2		
	• Line 1	No cost	Specify *with 2+2, Line 1.*
	• Line 2	No cost	Specify *with 2+2, Line 2.*
	• Line 3	No cost	Specify *with 2+2, Line 3.*
	• Line 4	No cost	Specify *with 2+2, Line 4.*
	3SN		
	• Line 1	No cost	Specify *with 3SN, Line 1.*
	• Line 2	No cost	Specify *with 3SN, Line 2.*
	• Line 3	No cost	Specify *with 3SN, Line 3.*
	• Line 4	No cost	Specify *with 3SN, Line 4.*
USB and Power Options	• 4 power	No cost	Specify *with 4 power.*
	• 3 power/1 USB	+$66	Specify *with 3 power/1 USB.*
Ground Type	• System	No cost	Specify *with system ground.*
	• Isolated	+$17	Specify *with isolated ground.*

	Options	U.S. Price	Required to Specify
Surface Materials	• Paint price group 1	No cost	Specify paint color number.
	• Paint price group 2	+$ 8	Specify paint color number.
	• Paint price group 3	+$16	Specify paint color number.

Specification Information

Style Number	U.S. Base Price
TS8P4QUAD	$308

For Canadian Pricing
Multiply U.S. Price by the Canadian price factor.
▶ See page 1 for details.

Modular Harness, Four Circuit

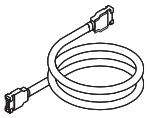

	Standard Includes	Required to Specify
▶ Need help? Product details, page 78	• Non-PVC modular harness	1 Style number 2 Length (see below under Required Selections) 3 Wiring schematics (see below under Required Selections) 4 PVC (see below under Required Selections)

	Required Selections	U.S. Price	Required to Specify
Length	• 42"	No cost	Specify *with 42".*
	• 45"	+$ 17	Specify *with 45".*
	• 48"	+$ 17	Specify *with 48".*
	• 51"	+$ 17	Specify *with 51".*
	• 54"	+$ 17	Specify *with 54".*
	• 57"	+$ 17	Specify *with 57".*
	• 60"	+$ 46	Specify *with 60".*
	• 63"	+$ 46	Specify *with 63".*
	• 67"	+$ 46	Specify *with 67".*
	• 72"	+$ 83	Specify *with 72".*
	• 84"	+$ 83	Specify *with 84".*
	• 101"	+$ 83	Specify *with 101".*
	• 107"	+$ 83	Specify *with 107".*
	• 111"	+$ 94	Specify *with 111".*
	• 115"	+$ 94	Specify *with 115".*
	• 118"	+$ 94	Specify *with 118".*
	• 121"	+$ 94	Specify *with 121".*
	• 124"	+$ 94	Specify *with 124".*
	• 127"	+$ 94	Specify *with 127".*
	• 144"	+$124	Specify *with 144".*
	• 288"	+$249	Specify *with 288".*
Wiring Schematics	• 3+1	No cost	Specify *with 3+1.*
	• 2+2	No cost	Specify *with 2+2.*
	• 3SN	No cost	Specify *with 3SN.*
PVC	• Non-PVC	No cost	Specify *with non PVC.*
	• PVC	–$ 10	Specify *with PVC.*

Specification Information

Style Number	U.S. Base Price
TS8P4H	$164

For Canadian Pricing
Multiply U.S. Price by the Canadian price factor.
▶ See page 1 for details.

Utility Pole

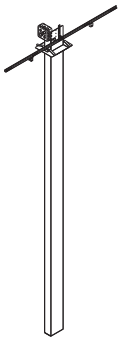

Tip: Utility pole reaches a maximum ceiling height of 10'.

	Standard Includes	Required to Specify
▶ Need help? Product details, page 84	• Pole: 8043 Anodized Aluminum • Ceiling kit • Mounting brackets	Style number

Specification Information

Dimensions D	Dimensions W	Style Number	U.S. Price
3"	**6"**	**TS8PUP**	$968

Power Infeed, Hardwire-to-Modular, Four Circuit

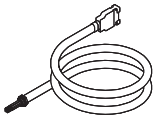

	Standard Includes	Required to Specify
▶ Need help? Product details, page 84	• Non-PVC, modular harness • Straight/flush junction box faceplate	1 Style number 2 Wiring schematics (see below under Required Selections) 3 Length (see below under Required Selections) 4 PVC (see below under Required Selections)

	Required Selections	U.S. Price	Required to Specify
Wiring Schematics	• 3+1	No cost	Specify *with 3+1.*
	• 2+2	No cost	Specify *with 2+2.*
	• 3SN	No cost	Specify *with 3SN.*
Length	• 6'	No cost	Specify *with 6'.*
	• 12'	+$ 89	Specify *with 12'.*
	• 24'	+$248	Specify *with 24'.*
PVC	• Non-PVC	No cost	Specify *with non PVC.*
	• PVC	–$ 10	Specify *with PVC.*

Specification Information

Style Number	U.S. Base Price
TS8P4IFH	$263

For Canadian Pricing
Multiply U.S. Price by the Canadian price factor.
▶ See page 1 for details.

Power Infeed, New York, Four Circuit

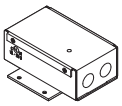

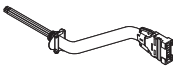

	Standard Includes	Required to Specify
▶ Need help? Product details, page 85	• 50" non-PVC infeed harness • Junction box • Strain relief brackets	1 Style number 2 Wiring schematics (see below under Required Selections) 3 PVC (see below under Required Selections)

	Required Selections	U.S. Price	Required to Specify
Wiring Schematics	• 3+1 • 2+2 • 3SN	No cost No cost No cost	Specify *with 3+1.* Specify *with 2+2.* Specify *with 3SN.*
PVC	• Non-PVC • PVC	No cost –$10	Specify *with non PVC.* Specify *with PVC.*

Specification Information

Style Number	U.S. Base Price
TS8P4IFNY	$275

Power Infeed, San Francisco, Four Circuit

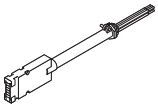

	Standard Includes	Required to Specify
▶ Need help? Product details, page 85	• Non-PVC infeed harness, 144"L • Straight/flush junction box faceplate	1 Style number 2 Wiring schematic (see below under Required Selections)

	Required Selections	U.S. Price	Required to Specify
Wiring Schematics	• 3+1 • 2+2 • 3SN	No cost No cost No cost	Specify *with 3+1.* Specify *with 2+2.* Specify *with 3SN.*

Specification Information

Style Number	U.S. Price
TS8P4IFSF	$436

For Canadian Pricing
Multiply U.S. Price by the Canadian price factor.
▶ See page 1 for details.

Modular Junction Box Faceplate, Four Circuit

Straight/ Flush

90°

	Standard Includes	Required to Specify
▶ Need help? Product details, page 85	• Junction box faceplate	1 Style number 2 Wiring schematics (see below under Required Selections) 3 Faceplate (see below under Required Selections) 4 PVC (see below under Required Selections)

	Required Selections	U.S. Price	Required to Specify
Wiring Schematics	• 3+1 • 2+2 • 3SN	No cost No cost No cost	Specify *with 3+1.* Specify *with 2+2.* Specify *with 3SN.*
Faceplate	• Straight • 90° box faceplate	No cost +$54	Specify *with straight faceplate.* Specify *with 90° box faceplate.*
PVC	• Non-PVC • PVC	No cost –$10	Specify *with non PVC.* Specify *with PVC.*

Specification Information

Style Number	U.S. Base Price
TS8PJFM	$98

Power Infeed Cover

	Standard Includes	Required to Specify
▶ Need help? Product details, page 79	• Power infeed cover: painted steel, price group 1	1 Style number 2 Paint color number for power infeed cover 3 Options, if selected (see below) ▶ See *Surface Materials*, page 184.

	Options	U.S. Price	Required to Specify
Surface Materials	• Paint price group 1 • Paint price group 2 • Paint price group 3	No cost +$25 +$49	Specify paint color number. Specify paint color number. Specify paint color number.

Specification Information

Style Number	U.S. Base Price
TS8PICVR	$222

For Canadian Pricing
Multiply U.S. Price by the Canadian price factor.
▶ See page 1 for details.

Bezel Receptacle Cover

Standard Includes	Required to Specify
▶ Need help? Product details, page 79 • Bezel receptacle cover: plastic	1 Style number 2 Plastic color number for bezel receptacle cover ▶ See *Surface Materials*, page 184.

Specification Information	
• **Style Number**	• **U.S. Price**
TS8PRCVR	$10

For Canadian Pricing
Multiply U.S. Price by the Canadian price factor.
▶ See page 1 for details.

Trunk

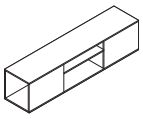

Tip: Trunk cannot be used on a Bivi Table for One.

Tip: Both Trunk widths 48"W and 60"W use the same Table Frame Attachment Bracket and Freestanding Legs.

Tip: High-Pressure Laminate trunks have a plastic edge. Please specify a plastic color number for the edge.

For laminate group 2 and 3 pricing, *please refer to the electronic catalog or SmartTools.*

Tip: Wood veneer trunks have matching flat veneer self-edge.

Tip: Order Trunk with Table Frame Attachment Bracket to install at the end of a Bivi Table for Two.

Tip: Order Trunk with Freestanding Leg for a Freestanding Trunk.

Tip: Both Trunk widths 48"W and 60"W use the same Table Frame Attachment Bracket and Freestanding Legs.

	Standard Includes	Required to Specify
▶ Need help? Product details, page 86	• Trunk top: Low-Pressure Laminate • Case: paint price group 1 • 1 mm plastic edge band: – default color to match, if Low-Pressure Laminate selected – plastic, if High-Pressure Laminate selected • Attachment hardware • Ships assembled	1 Style number 2 Low-Pressure Laminate color number for Trunk top 3 Trunk width (see below under Required Selections) 4 Plastic color number for edge, if High-Pressure Laminate selected 5 Paint color number for case 6 Options, if selected (see below) ▶ See *Surface Materials*, page 184.

	Required Selections	U.S. Price	Required to Specify
Width	• 48"W	Prices below	Specify *with 48"W.*
	• 60"W	Prices below	Specify *with 60"W.*

	Options	U.S. Price	Required to Specify
Surface Materials	**High-Pressure Laminate Trunk top**		
	• High-Pressure Laminate price group 1	+$ 31	Specify High-Pressure Laminate color number.
	• High-Pressure Laminate price group 2	See information at left	Specify High-Pressure Laminate color number.
	• High-Pressure Laminate price group 3	See information at left	Specify High-Pressure Laminate color number.
	• Open Line laminate	+$ 77 plus cost of laminate	▶ See *Surface Materials Reference Manual.*
	Wood veneer Trunk top		
	• Wood group 1	+$274	Specify wood color number.
	• Wood group 2	+$325	Specify wood color number.
	• Wood group 3	+$433	Specify wood color number.
	• Customiz stain	No cost	Specify *with Customiz stain.* ▶ See *Surface Materials Reference Manual.*
	• Full-fill finish on wood group 1	+$325	Specify full-fill finish number.
	Case paint		
	• Paint price group 1	No cost	Specify paint color number.
	• Paint price group 2	+$ 35	Specify paint color number.
	• Paint price group 3	+$ 71	Specify paint color number.
	Table Frame Attachment Bracket paint		
	• Paint price group 1	No cost	Specify paint color number.
	• Paint price group 2	+$ 25	Specify paint color number.
	• Paint price group 3	+$ 49	Specify paint color number.
	Freestanding Leg paint		
	• Paint price group 1	No cost	Specify paint color number.
	• Paint price group 2	+$ 30	Specify paint color number.
	• Paint price group 3	+$ 60	Specify paint color number.
Supports	• No support	No cost	Specify *with no support.*
	• Table Frame Attachment Bracket	+$146	Specify *with Table Frame Bracket* and select paint color number.
	• Freestanding Leg	+$449	Specify *with Freestanding Leg* and select paint color number.

Specification Information

Dimensions D	W	H	Style Number	U.S. Base Price
11 1/2"	48"	8"	**TS8TRUNK**	$1028
14"	60"	16"	**TS8TRUNK**	$1160

Trunk Supports

	Standard Includes	Required to Specify
▶ Need help? Product details, page 86	• Freestanding Legs for trunk, if selected: paint price group 1 • Table frame attachment brackets, if selected: paint price group 1 • Leveling glides • Ships ready to assemble	1 Style number 2 Paint color number for supports 3 Options, if selected (see below) ▶ See *Surface Materials*, page 184.

	Options	U.S. Price		Required to Specify
Surface Materials		**Brackets**	**Legs**	
	• Paint price group 1	No cost	No cost	Specify paint color number.
	• Paint price group 2	+$25	+$30	Specify paint color number.
	• Paint price group 3	+$49	+$60	Specify paint color number.
	• Lux Coatings	N.A.	+$60	Specify Lux Coatings color number.

Specification Information

Dimensions D	W	H	Style Number	U.S. Base Price

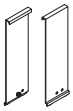

Table Frame Attachment Brackets

1/2"	5"	16 1/2"	**TS8STEHTA**	$146

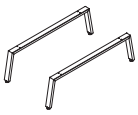

Freestanding Legs for Trunk

2"	42 1/4"	11 1/2"	**TS8STEHL2**	$449

For Canadian Pricing
Multiply U.S. Price by the Canadian price factor.
▶ See page 1 for details.

Depots

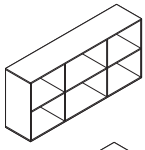

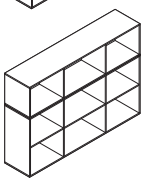

	Standard Includes	Required to Specify
▶ Need help? Product details, page 86	• Depot: Low-Pressure Laminate • 1 mm plastic edge band: – default color to match, if Low-Pressure Laminate selected – plastic, if High-Pressure Laminate selected • Feet with adjustable glides • Attachment hardware	1 Style number 2 Laminate color number for depot 3 Plastic color number for edge, if High-Pressure Laminate selected 4 Height (see below under Required Selections) 5 Options, if selected (see below) ▶ See *Surface Materials*, page 184.

	Required Selections	U.S. Price	Required to Specify
Height	• 28½"H	Prices below	Specify *with 2 high.*
	• 41½"H	Prices below	Specify *with 3 high.*

	Options	U.S. Price		Required to Specify
Surface Materials		**2 High**	**3 High**	
	• High-Pressure Laminate price group 1	+$ 162	+$ 241	Specify High-Pressure Laminate color number.
	• High-Pressure Laminate price group 2	See information at left		Specify High-Pressure Laminate color number.
	• Open Line laminate	+$ 77 plus cost of laminate	+$ 77 plus cost of laminate	▶ See *Surface Materials Reference Manual.* Specify paint color number.
	Wood veneer	**2 High**	**3 High**	
	• Wood group 1	+$1656	+$2669	Specify wood color number.
	• Wood group 2	+$1933	+$3132	Specify wood color number.
	• Wood group 3	+$2681	+$4324	Specify wood color number.
	• Customiz stain	No cost	No cost	Specify *with Customiz stain.* ▶ See *Surface Materials Reference Manual.*
	• Full-fill finish on wood group 1	+$1933	+$3123	Specify full-fill finish number.

Tip: High-Pressure Laminate depots have a plastic edge. Please specify a plastic color number for the edge.

Tip: Wood veneer depots have matching flat veneer self-edge.

For laminate group 2 and 3 pricing, *please refer to the electronic catalog or SmartTools.*

Specification Information

Dimensions D	Dimensions W	Style Number	U.S. Base Prices 2 High	U.S. Base Prices 3 High
			28½"H	41½"H
13⅞"	60"	**TS8DEPOT**	$1411	$2184

For Canadian Pricing
Multiply U.S. Price by the Canadian price factor.
▶ See page 1 for details.

Components and Accessories

Full Top

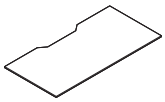

	Standard Includes	Required to Specify
▶ Need help? Product details, page 88	• ½"-thick Full Top: Low-Pressure Laminate • 3 mm plastic edge band on front and 1 mm on back and sides: – default color to match, if Low-Pressure Laminate selected – plastic, if High-Pressure Laminate selected • Mounting bracket: paint price group 1 • Width: 48"W, 60"W, or 72"W • Ships ready to assemble	1 Style number 2 Table width (see below under Required Selections) 3 Full Top depth (see below under Required Selections) 4 Low-Pressure Laminate color number for Full Top 5 Plastic color number for edge, if High-Pressure Laminate selected 6 Paint for mounting bracket 7 Options, if selected (see below) ▶ See *Surface Materials*, page 184.

	Required Selections	U.S. Price	Required to Specify
Width	• 48"W	Prices below	Specify *with 48"*.
	• 60"W	Prices below	Specify *with 60"*.
	• 72"W	Prices below	Specify *with 72"*.
Depth	• 21"D	Prices below	Specify *with 21"*.
	• 24"D	Prices below	Specify *with 24"*.
	• 30"D	Prices below	Specify *with 30"*.

Tip: High-Pressure Laminate tops have a plastic edge. Please specify a plastic color number for the edge.

For laminate group 2 and 3 pricing, *please refer to the electronic catalog or SmartTools.*

Tip: Wood veneer tops have matching flat veneer self-edge.

	Options	U.S. Price			Required to Specify
Surface Materials	**High-Pressure Laminate top**	**48"W**	**60"W**	**72"W**	
	• High-Pressure Laminate price group 1	+$ 99	+$104	+$109	Specify High-Pressure Laminate color number.
	• High-Pressure Laminate price group 2	See information at left			Specify High-Pressure Laminate color number.
	• High-Pressure Laminate price group 3	See information at left			Specify High-Pressure Laminate color number.
	• Open Line laminate	+$ 77 plus cost of laminate	+$ 77 plus cost of laminate	+$ 77 plus cost of laminate	▶ See *Surface Materials Reference Manual.*
	Wood veneer top	**48"W**	**60"W**	**72"W**	
	• Wood group 1	+$521	+$547	+$574	Specify wood color number.
	• Wood group 2	+$612	+$638	+$665	Specify wood color number.
	• Wood group 3	+$844	+$870	+$897	Specify wood color number.
	• Customiz stain	No cost	No cost	No cost	Specify *with Customiz stain*. ▶ See *Surface Materials Reference Manual.*
	• Full-fill finish on wood group 1	+$612	+$638	+$665	Specify full-fill finish number.
	Bracket paint				
	• Paint price group 1	No cost			Specify paint color number.
	• Paint price group 2	+$ 25			Specify paint color number.
	• Paint price group 3	+$ 49			Specify paint color number.

Specification Information

Nominal Dimensions D	Nominal Dimensions H	Style Number	U.S. Base Prices 48"W	60"W	72"W
21"	2"	**TS8RPFWS**	$399	$433	$575
24"	2"	**TS8RPFWS**	$413	$447	$589
30"	2"	**TS8RPFWS**	$440	$474	$616

For Canadian Pricing
Multiply U.S. Price by the Canadian price factor.
▶ See page 1 for details.

Half-Round Top

	Standard Includes	Required to Specify
▶ Need help? Product details, page 88	• ½"-thick top: Low-Pressure Laminate • 3 mm plastic edge band on front and 1 mm on back and sides: – default color to match, if Low-Pressure Laminate selected – plastic, if High-Pressure Laminate selected • Mounting bracket: paint price group 1 • Ships ready to assemble	1 Style number 2 Low-Pressure Laminate color number for top 3 Plastic color number for edge, if High-Pressure Laminate selected 4 Paint for mounting bracket 5 Options, if selected (see below) ▶ See *Surface Materials*, page 184.

Tip: Half-Round Top only works with a Table for Two at seated height.

Tip: High-Pressure Laminate tops have a plastic edge. Please specify a plastic color number for the edge.

For laminate group 2 and 3 pricing, *please refer to the electronic catalog or SmartTools.*

Tip: When placed at each end of a Bivi Table for Two, the Half-Round Top makes a conference table.

Tip: Wood veneer tops have matching flat veneer self-edge.

	Options	U.S. Price	Required to Specify
Surface Materials	• High-Pressure Laminate price group 1	+$104	Specify High-Pressure Laminate color number.
	• High-Pressure Laminate price group 2	See information at left	Specify High-Pressure Laminate color number.
	• High-Pressure Laminate price group 3	See information at left	Specify High-Pressure Laminate color number.
	• Open Line laminate	+$ 77 plus cost of laminate	▶ See *Surface Materials Reference Manual*.
	Wood veneer		
	• Wood group 1	+$547	Specify wood color number.
	• Wood group 2	+$638	Specify wood color number.
	• Wood group 3	+$870	Specify wood color number.
	• Customiz stain	No cost	Specify *with Customiz stain*. ▶ See *Surface Materials Reference Manual*.
	• Full-fill finish on wood group 1	+$638	Specify full-fill finish number.
	Bracket paint		
	• Paint price group 1	No cost	Specify paint color number.
	• Paint price group 2	+$ 25	Specify paint color number.
	• Paint price group 3	+$ 49	Specify paint color number.

Specification Information

Dimensions D	Dimensions W	Style Number	U.S. Base Price
27"	60"	**TS8RW**	$608

For Canadian Pricing
Multiply U.S. Price by the Canadian price factor.
▶ See page 1 for details.

Mid Transaction Top and Transaction Top

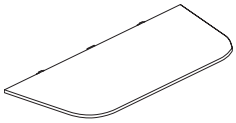

	Standard Includes	Required to Specify
▶ Need help? Product details, page 88	• 1/2"-thick top: Low-Pressure Laminate • 3 mm plastic edge band on front and 1 mm on back and sides: – default color to match, if Low-Pressure Laminate selected – plastic, if High-Pressure Laminate selected • Mounting bracket: paint price group 1 • Ships ready to assemble	1 Style number 2 Low-Pressure Laminate color number for top 3 Plastic color number for edge, if High-Pressure Laminate selected 4 Paint for mounting bracket 5 Options, if selected (see below) ▶ See *Surface Materials*, page 184.

Tip: Add Transaction Top to a standing height Bivi Table for Two to create a standing height conference setting.

For laminate group 2 and 3 pricing, *please refer to the electronic catalog or SmartTools.*

Tip: High-Pressure Laminate tops have a plastic edge. Please specify a plastic color number for the edge.

Tip: Wood veneer tops have matching flat veneer self-edge.

	Options	U.S. Price	Required to Specify
Surface Materials	• High-Pressure Laminate price group 1	+$104	Specify High-Pressure Laminate color number.
	• High-Pressure Laminate price group 2	See information at left	Specify High-Pressure Laminate color number.
	• High-Pressure Laminate price group 3	See information at left	Specify High-Pressure Laminate color number.
	• Open Line laminate	+$ 77 plus cost of laminate	▶ See *Surface Materials Reference Manual.*
	Wood veneer		
	• Wood group 1	+$547	Specify wood color number.
	• Wood group 2	+$638	Specify wood color number.
	• Wood group 3	+$870	Specify wood color number.
	• Customiz stain	No cost	Specify *with Customiz stain.* ▶ See *Surface Materials Reference Manual.*
	• Full-fill finish on wood group 1	+$638	Specify full-fill finish number.
	Bracket paint		
	• Paint price group 1	No cost	Specify paint color number.
	• Paint price group 2	+$ 25	Specify paint color number.
	• Paint price group 3	+$ 49	Specify paint color number

Specification Information

Dimensions D	Dimensions W	Style Number	U.S. Base Price
Mid Transaction Top			
18"	48"	**TS8MIDTT**	$682
Transaction Top			
18"	57 1/4"	**TS8HIGHTT**	$848

Tip: Mid Transaction Top is used at standing height with two 24"D tops. Transaction Top is used at standing height with two 30"D tops.

Tip: Only intended to be used at standing height at the end of two Full Tops.

For Canadian Pricing
Multiply U.S. Price by the Canadian price factor.
▶ See page 1 for details.

Mini Transaction Top

Tip: Mini Transaction Tops are placed on the wide ends of two Upper Dual Tops.

	Standard Includes	Required to Specify
▶ Need help? Product details, page 89	• 1/2"-thick top: Low-Pressure Laminate • 3 mm plastic edge band on front and 1 mm on back and sides: – default color to match, if Low-Pressure Laminate selected – plastic, if High-Pressure Laminate selected • Mounting bracket: paint price group 1 • Ships ready to assemble	1 Style number 2 Low-Pressure Laminate color number for top 3 Plastic color number for edge, if High-Pressure Laminate selected 4 Paint color number for bracket 5 Options, if selected (see below) ▶ See *Surface Materials*, page 184.

Tip: High-Pressure Laminate tops have a plastic edge. Please specify a plastic color number for the edge.

For laminate group 2 and 3 pricing, *please refer to the electronic catalog or SmartTools.*

Tip: Wood veneer tops have matching flat veneer self-edge.

	Options	U.S. Price	Required to Specify
Surface Materials	**High-Pressure Laminate top**		
	• High-Pressure Laminate price group 1	+$104	Specify High-Pressure Laminate color number.
	• High-Pressure Laminate price group 2	See information at left	Specify High-Pressure Laminate color number.
	• High-Pressure Laminate price group 3	See information at left	Specify High-Pressure Laminate color number.
	• Open Line laminate	+$ 77 plus cost of laminate	▶ *See Surface Materials Reference Manual.*
	Wood veneer top		
	• Wood group 1	+$547	Specify wood color number.
	• Wood group 2	+$638	Specify wood color number.
	• Wood group 3	+$870	Specify wood color number.
	• Customiz stain	No cost	Specify *with Customiz stain.* ▶ *See Surface Materials Reference Manual.*
	• Full-fill finish on wood group 1	+$638	Specify full-fill finish number.
	Bracket		
	• Paint price group 1	No cost	Specify paint color number.
	• Paint price group 2	+$ 25	Specify paint color number.
	• Paint price group 3	+$ 49	Specify paint color number.

Specification Information

Dimensions D	W	H	Style Number	U.S. Base Price
18"	41 1/4"	2"	**TS8DHTT**	$458

Tip: Only intended to be used at standing height at the end of two Upper Dual Tops.

Tip: For detailed dimensions information, refer to Actual Dimensions, page 52.

For Canadian Pricing
Multiply U.S. Price by the Canadian price factor.
▶ See page 1 for details.

End Hanging Top

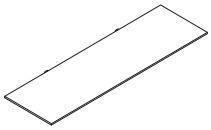

Tip: End Hanging Top can only be attached to the end of a Bivi run.

	Standard Includes	Required to Specify
▶ Need help? Product details, page 88	• 1/2"-thick top: Low-Pressure Laminate • 3 mm plastic edge band on front and 1 mm on back and sides: – default color to match, if Low-Pressure Laminate selected – plastic, if High-Pressure Laminate selected • Mounting bracket: paint price group 1 • Ships ready to assemble	1 Style number 2 Low-Pressure Laminate color number for top 3 Plastic color number for edge, if High-Pressure Laminate selected 4 Paint color number for mounting bracket 5 Options, if selected (see below) ▶ See *Surface Materials*, page 184.

Tip: High-Pressure Laminate tops have a plastic edge. Please specify a plastic color number for the edge.

For laminate group 2 and 3 pricing, *please refer to the electronic catalog or SmartTools.*

Tip: Wood veneer tops have matching flat veneer self-edge.

	Options	U.S. Price	Required to Specify
Surface Materials	**High-Pressure Laminate top**		
	• High-Pressure Laminate price group 1	+$104	Specify High-Pressure Laminate color number.
	• High-Pressure Laminate price group 2	See information at left	Specify High-Pressure Laminate color number.
	• High-Pressure Laminate price group 3	See information at left	Specify High-Pressure Laminate color number.
	• Open Line laminate	+$ 77 plus cost of laminate	▶ *See Surface Materials Reference Manual.*
	Wood veneer top		
	• Wood group 1	+$547	Specify wood color number.
	• Wood group 2	+$638	Specify wood color number.
	• Wood group 3	+$870	Specify wood color number.
	• Customiz stain	No cost	Specify *with Customiz stain*. ▶ See *Surface Materials Reference Manual*.
	• Full-fill finish on wood group 1	+$638	Specify full-fill finish number.
	Mounting bracket		
	• Paint price group 1	No cost	Specify paint color number.
	• Paint price group 2	+$ 25	Specify paint color number.
	• Paint price group 3	+$ 49	Specify paint color number

Specification Information

Tip: End Hanging Top can only be attached at seated height.

Dimensions D	Dimensions W	Style Number	U.S. Base Price
18"	60"	**TS8EHTT**	$878

For Canadian Pricing
Multiply U.S. Price by the Canadian price factor.
▶ See page 1 for details.

Gallery Panel

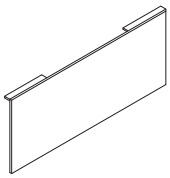

Tip: Gallery Panel can only be attached to the end of a Bivi run.

Tip: Gallery Panel includes two gap fillers attached to the side of the panel.

Tip: Plywood finish is not available on Gallery Panel.

Tip: High-Pressure Laminate Gallery Panels have a plastic edge. Please specify a plastic color number for the edge.

For laminate group 2 and 3 pricing, *please refer to the electronic catalog or SmartTools.*

Tip: Wood veneer Gallery Panels have matching flat veneer self-edge.

	Standard Includes	Required to Specify
▶ Need help? Product details, page 88	• 1/2"-thick top: Low-Pressure Laminate • 3 mm plastic edge band on front and 1 mm on back and sides: – default color to match, if Low-Pressure Laminate selected – plastic, if High-Pressure Laminate selected • Two gap fillers and mounting bracket: paint price group 1 • Ships ready to assemble	1 Style number 2 Low-Pressure Laminate color number for panel 3 Plastic color number for edge, if High-Pressure Laminate selected 4 Paint color number for gap fillers and mounting bracket 5 Options, if selected (see below) ▶ See *Surface Materials*, page 184.

	Options	U.S. Price	Required to Specify
Surface Materials	**High-Pressure Laminate**		
	• High-Pressure Laminate price group 1	+$104	Specify High-Pressure Laminate color number.
	• High-Pressure Laminate price group 2	See information at left	Specify High-Pressure Laminate color number.
	• High-Pressure Laminate price group 3	See information at left	Specify High-Pressure Laminate color number.
	• Open Line laminate	+$ 77 plus cost of laminate	▶ *See Surface Materials Reference Manual.*
	Wood veneer		
	• Wood group 1	+$547	Specify wood color number.
	• Wood group 2	+$638	Specify wood color number.
	• Wood group 3	+$870	Specify wood color number.
	• Customiz stain	No cost	Specify *with Customiz stain.* ▶ *See Surface Materials Reference Manual.*
	• Full-fill finish on wood group 1	+$638	Specify full-fill finish number.
	Gap fillers and mounting bracket		
	• Paint price group 1	No cost	Specify paint color number.
	• Paint price group 2	+$ 8	Specify paint color number.
	• Paint price group 3	+$ 17	Specify paint color number.

Specification Information

Dimensions W	Dimensions H	Style Number	U.S. Base Price
60"	28 1/2"	**TS8EHGP**	$706

For Canadian Pricing
Multiply U.S. Price by the Canadian price factor.
▶ See page 1 for details.

Table-Mounted Monitor Arm Brace

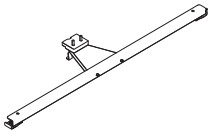

Tip: Bivi Monitor Arm Braces can be used at seated and standing height with no additional parts.

Tip: Does not include the monitor arm; must be ordered separately.

Tip: See Bivi Monitor Arm Brace Matrix *to understand applications and limitations.*
▶See page 91

	Standard Includes	Required to Specify
▶Need help? Product details, page 88	• Bivi monitor arm brace • Mounting plate specific to monitor arm: paint price group 1 • Bracket: 0835 Black only • Ships ready to assemble	1 Style number 2 Width (see below under Required Selections) 3 Mounting plate type (see below under Required Selections) 4 Paint color number for mounting plate: 0835 Black 4231 Arctic White 4799 Platinum Metallic 7018 Pewter 5 Options, if selected (see below) ▶See *Surface Materials*, page 184.

	Required Selections	U.S. Price	Required to Specify
Width	• 48"W	Prices below	Specify *with 48".*
	• 60"W	Prices below	Specify *with 60".*
	• 72"W	Prices below	Specify *with 72".*
Mounting Plate	• Eyesite	No cost	Specify *with Eyesite mount.*
	• CF Series	No cost	Specify *with CF Series mount.*
	• CF Series Evolution Single	No cost	Specify *with CF Series Evolution Single mount.*
	• CF Series Evolution Dual	No cost	Specify *with CF Series Evolution Dual mount.*

	Options	U.S. Price	Required to Specify
Surface Materials	**Mounting plate**		
	• Paint price group 1	No cost	Specify paint color number.
	• Paint price group 2	+$8	Specify paint color number.

Specification Information

Dimensions D	Dimensions H	Style Number	U.S. Base Prices 48"W	60"W	72"W
15"	2"	**TS8TMBRAC**	$257	$276	$281

For Canadian Pricing
Multiply U.S. Price by the Canadian price factor.
▶See page 1 for details.

Lower Footshelf

Tip: Use with high sit/stand tables.

Standard Includes	Required to Specify
▶ Need help? Product details, page 60 • Footshelf: paint price group 1 • Width: 48"W, 60"W, or 72"W • Ships ready to assemble • Bracket	1 Style number 2 Paint color number for Footshelf 3 Width (see below under Required Selections) 4 Bracket count (see below under Required Selections) 5 Options, if selected (see below) ▶ See *Surface Materials*, page 184.

	Required Selections	U.S. Price	Required to Specify
Width	• 48"W	Prices below	Specify *with 48"W.*
	• 60"W	Prices below	Specify *with 60"W.*
	• 72"W	Prices below	Specify *with 72"W.*
Bracket Count	• One bracket	No cost	Specify *with one bracket.*
	• Two brackets	+$30	Specify *with two brackets.*

Tip: The first Footshelf should be specified with two brackets and adjacent Footshelves should be specified with one bracket, as they share the inside bracket.

Tip: When adding a Footshelf to a Bivi Leg that was manufactured on or before 7/17/16 (style number TS2RPBSL), an adapter bracket is required to attach the Footshelf (TS8FRETROSR).

	Options	U.S. Price	Required to Specify
Surface Materials	**Paint**		
	• Paint price group 1	No cost	Specify paint color number.
	• Paint price group 2	+$30	Specify paint color number.
	• Paint price group 3	+$60	Specify paint color number.

Specification Information

Dimensions D	Dimensions H	Style Number	U.S. Base Prices 48"W	60"W	72"W
5½"	2"	**TS8FSL**	$327	$389	$444

For Canadian Pricing
Multiply U.S. Price by the Canadian price factor.
▶ See page 1 for details.

Upper Footshelf

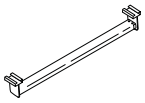

Tip: Use with high sit/stand tables.

	Standard Includes	Required to Specify
▶ Need help? Product details, page 60	• Footshelf: paint price group 1 • Width: 48"W, 60"W, or 72"W • Ships ready to assemble • Bracket	1 Style number 2 Paint color number for Footshelf 3 Width (see below under Required Selections) 4 Bracket count (see below under Required Selections) 5 Options, if selected (see below) ▶ See *Surface Materials*, page 184.

Tip: The first Footshelf should be specified with two brackets and adjacent Footshelves should be specified with one bracket, as they share the inside bracket.

	Required Selections	U.S. Price	Required to Specify
Width	• 48"W	Prices below	Specify *with 48"W.*
	• 60"W	Prices below	Specify *with 60"W.*
	• 72"W	Prices below	Specify *with 72"W.*
Bracket Count	• One bracket	No cost	Specify *with one bracket.*
	• Two brackets	+$34	Specify *with two brackets.*

	Options	U.S. Price	Required to Specify
Surface Materials	**Paint**		
	• Paint price group 1	No cost	Specify paint color number.
	• Paint price group 2	+$30	Specify paint color number.
	• Paint price group 3	+$60	Specify paint color number.

Specification Information

Dimensions D	Dimensions H	Style Number	U.S. Base Prices 48"W	60"W	72"W
5½"	2"	**TS8FSU**	$360	$422	$477

For Canadian Pricing
Multiply U.S. Price by the Canadian price factor.
▶ See page 1 for details.

Cable Troughs

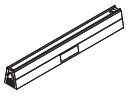

Standard Includes		Required to Specify
▶ Need help? Product details, pages 48	• Cable Trough: paint price group 1 • Width: 48"W, 60"W, or 72"W	1 Style number 2 Paint color number for Cable Trough 3 Width (see below under Required Selections) 4 Options, if selected (see below) ▶ See *Surface Materials*, page 184.

	Required Selections	U.S. Price	Required to Specify
Width	• 48"W	Prices below	Specify *with 48"W.*
	• 60"W	Prices below	Specify *with 60"W.*
	• 72"W	Prices below	Specify *with 72"W.*

	Options	U.S. Price	Required to Specify
Surface Materials	• Paint price group 1	No cost	Specify paint color number.
	• Paint price group 2	+$35	Specify paint color number.
	• Paint price group 3	+$71	Specify paint color number.

Specification Information

Dimensions D at top	D at bottom	H	Style Number	U.S. Base Prices 48"W	60"W	72"W
4"	6⅝"	8"	**TS8RPCT**	$606	$668	$733

Slim Leg



Standard Includes		Required to Specify
▶ Need help? Product details, page 88	• Leg: paint price group 1	1 Style number 2 Paint color number for leg 3 Options, if selected (see below) ▶ See *Surface Materials*, page 184.

	Options	U.S. Price	Required to Specify
Surface Materials	• Paint price group 1	No cost	Specify paint color number.
	• Paint price group 2	+$35	Specify paint color number.
	• Paint price group 3	+$71	Specify paint color number.

Specification Information

Dimension D	W	H	Style Number	U.S. Base Price
2"	17¼"	28½"	**TS8SLIMLEG**	$470

For Canadian Pricing
Multiply U.S. Price by the Canadian price factor.
▶ See page 1 for details.

Leg

Tip: Leg is 42½" wide at bottom of 32½" wide at top. Count with the wider dimension when creating a setting of Bivi Table for One.

Standard Includes	Required to Specify
▶ Need help? Product details, page 88 • Leg: paint price group 1	1 Style number 2 Paint color number for Leg 3 Options, if selected (see below) ▶ See *Surface Materials*, page 184.

	Options	U.S. Price	Required to Specify
Surface Materials	• Paint price group 1	No cost	Specify paint color number.
	• Paint price group 2	+$35	Specify paint color number.
	• Paint price group 3	+$71	Specify paint color number.

Specification Information

Dimensions D	W	H	Style Number	U.S. Base Price
2"	42½"	28½"	**TS8RPBSL**	$491

Leg Infill



Tip: Leg Infills work at the end of Bivi Tables and Spines. Not recommended in the middle of runs, to allow for power and data cord pass through.

Standard Includes	Required to Specify
▶ Need help? Product details, page 88 • Leg infill fabric: fabric price group 1 • Ships ready to assemble	1 Style number 2 Fabric number for leg infill 3 Options, if selected (see below) ▶ See *Surface Materials*, page 184.

	Options	U.S. Price	Required to Specify
Surface Materials	• Fabric price group 1	No cost	Specify fabric color number.
	• Fabric price group 2	+$14	Specify fabric color number.
	• Fabric price group 3	+$19	Specify fabric color number.
	• Fabric price group 4	+$26	Specify fabric color number.
	• Fabric price group 5	+$35	Specify fabric color number.
	• Customer's Own Material (COM)	+$41	▶ See *Customer's Own Material (COM)*, page 185.
Related Products	• Standard Leg		▶ See above
	• Leg Modesty		▶ Page 171

Specification Information

Style Number	U.S. Base Price
TS8LEGFILL	$430

For Canadian Pricing
Multiply U.S. Price by the Canadian price factor.
▶ See page 1 for details.

Leg Modesty

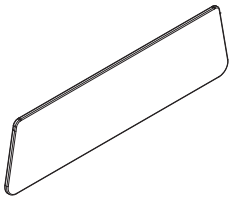

	Standard Includes	Required to Specify
▶ Need help? Product details, page 88	• Leg modesty: fabric price group 1 • Bracket: paint • Ships ready to assemble	1 Style number 2 Fabric number for leg modesty 3 Options, if selected (see below) ▶ See *Surface Materials*, page 184.

	Options	U.S. Price	Required to Specify
Surface Materials	• Fabric price group 2	+$28	Specify fabric color number.
	• Fabric price group 3	+$38	Specify fabric color number.
	• Fabric price group 4	+$54	Specify fabric color number.
	• Fabric price group 5	+$73	Specify fabric color number.
	• Customer's Own Material (COM)	+$41	▶ See *Customer's Own Material (COM)*, page 185.
Related Products	• Standard Leg		▶ Page 170

Tip: Leg Modesty recommended at the end of Bivi Tables and Spines along with Leg Infills to reduce visual clutter.

Specification Information

Style Number	U.S. Base Price
TS8LEGMOD	$513

Top Shelf

	Standard Includes	Required to Specify
▶ Need help? Product details, page 88	• Top Shelf: paint price group 1	1 Style number 2 Paint color number for Top Shelf 3 Options, if selected (see below) ▶ See *Surface Materials*, page 184.

	Options	U.S. Price	Required to Specify
Surface Materials	• Paint price group 1	No cost	Specify paint color number.
	• Paint price group 2	+$25	Specify paint color number.
	• Paint price group 3	+$49	Specify paint color number.

Specification Information

Dimensions D	Dimensions W	Dimensions H	Style Number	U.S. Base Price
8 1/2"	19"	8"	**TS2ACMS**	$240

For Canadian Pricing
Multiply U.S. Price by the Canadian price factor.
▶ See page 1 for details.

Bottom Shelf

Tip: Bottom Shelf hooks into Bivi Leg.

Standard Includes	Required to Specify
▶ Need help? Product details, page 88 • Bottom Shelf: paint price group 1	1 Style number 2 Paint color number for Bottom Shelf 3 Options, if selected (see below) ▶ See *Surface Materials*, page 184.

	Options	U.S. Price	Required to Specify
Surface Materials	• Paint price group 1	No cost	Specify paint color number.
	• Paint price group 2	+$25	Specify paint color number.
	• Paint price group 3	+$49	Specify paint color number.

Specification Information

Dimensions D	W	H	Style Number	U.S. Base Price
8½"	18½"	17"	**TS2ACTH**	$231

Hooks

Tip: Hook attaches to a Bivi Leg, Arch, or wall.

Standard Includes	Required to Specify
▶ Need help? Product details, page 88 • Hooks: paint price group 1	1 Style number 2 Paint color number for hook 3 Options, if selected (see below) ▶ See *Surface Materials*, page 184.

	Options	U.S. Price	Required to Specify
Surface Materials	• Paint price group 1	No cost	Specify paint color number.
	• Paint price group 2	+$ 8	Specify paint color number.
	• Paint price group 3	+$17	Specify paint color number.

Specification Information

Dimensions D	W	H	Style Number	U.S. Base Price
Package of Two				
1¾"	2"	1"	**TS2ACMH2**	$60
Package of Four				
1¾"	2"	1"	**TS2ACMH4**	$96

For Canadian Pricing
Multiply U.S. Price by the Canadian price factor.
▶ See page 1 for details.

Bivi

Mini Hook

Tip: Mini Hook attaches to Bivi High Sit Bracket with Modesty Panel, TS8HSMREV, manufactured on or after 11/6/2017.

Standard Includes		Required to Specify
▶ Need help? Product details, page 88	• Mini Hook, quantity of one: paint price group 1	1 Style number 2 Paint color number 3 Options, if selected (see below) ▶ See *Surface Materials*, page 184.

	Options	U.S. Price	Required to Specify
Surface Materials	• Paint price group 1	No cost	Specify paint color number.
	• Paint price group 2	+$ 8	Specify paint color number.
	• Paint price group 3	+$17	Specify paint color number.

Specification Information

Dimensions D	W	H	Style Number	U.S. Base Price
2¾"	1⅜"	3"	**TS8HOOKMINI**	$25

Metal Screen

Tip: Screens are not markerboards. Writing will not erase from the painted surface.

Tip: The Bivi Metal Screen has been redesigned to fit over the stability brace in the 72"W Bivi Trough. Previous Bivi Metal Screen style number TS2SCREEN only works with 48"W and 60"W Bivi Troughs.

Standard Includes		Required to Specify
▶ Need help? Product details, page 57	• Steel screen: paint price group 1 • Trough mounting brackets: plastic	1 Style number 2 Paint color number for steel screen 3 Plastic color number for Trough mounting brackets: 6009 Arctic White 6249 Plastic Solid 6527 Merle 4 Options, if selected (see below) ▶ See *Surface Materials*, page 184.

	Options	U.S. Price	Required to Specify
Surface Materials	• Paint price group 1	No cost	Specify paint color number.
	• Paint price group 2	+$25	Specify paint color number.
	• Paint price group 3	+$49	Specify paint color number.

Specification Information

Dimensions D	W	H	Style Number	U.S. Base Price
3 1/3"	30"	14 1/4"	**TS8SCREENM**	$240

For Canadian Pricing
Multiply U.S. Price by the Canadian price factor.
▶ See page 1 for details.

Tackable Screens

Freestanding

Trough mount

Tip: 36"W screens do not work on 60"W Bivi tables. 36"W screen is intended for 48"W Bivi tables. 48"W screen is intended for 60"W Bivi tables. 60"W screen is intended for 72"W Bivi tables. This leaves 6" on each side for a future side storage to be added without having to add a new screen insert.

Tip: Plastic is not available for Trough mount base.

	Standard Includes	Required to Specify
▶ Need help? Product details, page 56	• Tackable fabric: fabric price group 1 • Mount base: plastic, if freestanding base selected or steel, paint price group 1, if trough mount base selected • Stanchions: plastic • Ships ready to assemble	1 Style number 2 Fabric color number for tackable screen 3 Height (see below under Required Selections) 4 Width (see below under Required Selections) 5 Mount option (see below under Required Selections) 6 Plastic color number for stanchions: 6009 Arctic White 6249 Platinum Solid 6527 Merle 7 Options, if selected (see below) ▶ See *Surface Materials*, page 184.

	Required Selections	U.S. Price	Required to Specify
Height	• 13"	Prices at right	Specify *with 13".*
	• 19"	Prices at right	Specify *with 19".*
Width	• 36"	Prices at right	Specify *with 36".*
	• 48"	Prices at right	Specify *with 48".*
	• 60"	Prices at right	Specify *with 60".*
	• 72"	Prices at right	Specify *with 72".*
Mount Option	• Trough mount	No cost	Specify *with Trough mount.*
	• Freestanding	+$ 24	Specify *with freestanding.*

	Options	U.S. Price	Required to Specify
Surface Materials	**Upholstery**		
	• Fabric price group 1	No cost	Specify fabric color number.
	• Fabric price group 2	+$ 54	Specify fabric color number.
	• Fabric price group 3	+$ 76	Specify fabric color number.
	• Fabric price group 4	+$101	Specify fabric color number.
	• Fabric price group 5	+$141	Specify fabric color number.
	• Customer's Own Material	+$ 41	▶ See Understanding Customer's (COM) Own Material (COM), page 610.
	Freestanding base		
	• Plastic	No cost	Specify plastic color number.
	• Paint price group 1	+$ 32	Specify paint color number.
	• Paint price group 2	+$ 39	Specify paint color number.
	• Paint price group 3	+$ 50	Specify paint color number.
	Trough mount base		
	• Paint price group 1	No cost	Specify paint color number.
	• Paint price group 2	+$ 10	Specify paint color number.
	• Paint price group 3	+$ 17	Specify paint color number.
	Stanchions		
	• Plastic	No cost	Specify plastic color number.
	• Paint price group 1	+$ 32	Specify paint color number.
	• Paint price group 2	+$ 39	Specify paint color number.
	• Paint price group 3	+$ 50	Specify paint color number.

For Canadian Pricing
Multiply U.S. Price by the Canadian price factor.
▶ See page 1 for details.

Freestanding

Trough mount

Specification Information

Style Number	Dimensions W	Dimensions H	U.S. Base Price
TS8SCREENTREV	36"	13"	$359
	36"	19"	$444
	48"	13"	$444
	48"	19"	$483
	60"	13"	$483
	60"	19"	$524
	72"	13"	$524
	72	19"	$565

Organizer

Standard Includes		Required to Specify
▶ Need help? Product details, page 56	• Organizer: paint price group 1	1 Style number 2 Paint color number for Organizer 3 Options, if selected (see below) ▶ See *Surface Materials*, page 184.

	Options	U.S. Price	Required to Specify
Surface Materials	• Paint price group 1	No cost	Specify paint color number.
	• Paint price group 2	+$25	Specify paint color number.
	• Paint price group 3	+$49	Specify paint color number.

Specification Information

Dimensions D	Dimensions W	Dimensions H	Style Number	U.S. Base Price
11½"	14⅛"	7"	**TS2ORGANIZE**	$191

For Canadian Pricing
Multiply U.S. Price by the Canadian price factor.
▶ See page 1 for details.

Leg Covers

Full

Half

Tip: Half Cover for use with Footshelf.

	Standard Includes	Required to Specify
▶ Need help? Product details, page 56	• Leg Cover quantity of one: paint price group 1 • Half or full cover • Screws: black or silver (depending on paint color)	1 Style number 2 Paint color number for leg cover 3 Leg Cover application (see below under Required Selections) 4 Options, if selected (see below) ▶ See *Surface Materials*, page 184.

	Required Selections	U.S. Price	Required to Specify
Application	• Half	Prices below	Specify *with half*.
	• Full	Prices below	Specify *with full*.

	Options	U.S. Price	Required to Specify
Surface Materials	**Package of one**		
	• Paint price group 1	No cost	Specify paint color number.
	• Paint price group 2	+$ 8	Specify paint color number.
	• Paint price group 3	+$17	Specify paint color number.
	Package of eight		
	• Paint price group 1	No cost	Specify paint color number.
	• Paint price group 2	+$51	Specify paint color number.
	• Paint price group 3	+$94	Specify paint color number.

Specification Information

Dimensions D	Dimensions W	Style Number	U.S. Base Prices Half	U.S. Base Prices Full
Package of One				
7/8"	2"	**TS8LEGCVR**	$ 67	$ 91
Package of Eight				
7/8"	2"	**TS8LEGCVR8PK**	$235	$280

For Canadian Pricing
Multiply U.S. Price by the Canadian price factor.
▶ See page 1 for details.

Trough Covers

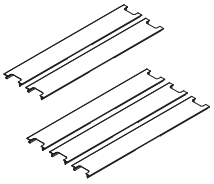

Tip: Trough covers do not work with trough-mounted screens, ***TS8SCREENTREV****.*

Standard Includes	Required to Specify
▶ Need help? Product details, page 55	1 Style number
• Trough covers: paint price group 1	2 Width (see below under Required Selections)
• 48"W and 60"W troughs: set of two covers	3 Paint color number for trough cover
• 72"W trough: set of three covers	4 Options if selected (see below)
	▶ See *Surface Materials*, page 184.

	Required Selections	U.S. Price	Required to Specify
Width	• 48"W	Price below	Specify *with 48"W.*
	• 60"W	Price below	Specify *with 60"W.*
	• 72"W	Price below	Specify *with 72"W.*

	Options	U.S. Price	Required to Specify
Surface Materials	• Paint price group 1	No cost	Specify fabric color number.
	• Paint price group 2	+$17	Specify fabric color number.
	• Paint price group 3	+$31	Specify fabric color number.

Specification Information

Style Number	U.S. Base Prices 48"W	60"W	72"W
TS8CTCVR	$181	$191	$207

Trough End Covers

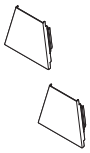

Standard Includes	Required to Specify
▶ Need help? Product details, page 54	1 Style number
• Trough end covers, set of two: paint price group 1	2 Paint color number for Trough end covers
	3 Options, if selected (see below)
	▶ See *Surface Materials*, page 184.

	Options	U.S. Price	Required to Specify
Surface Materials	• Paint price group 1	No cost	Specify paint color number.
	• Paint price group 2	+$ 8	Specify paint color number.
	• Paint price group 3	+$17	Specify paint color number.

Specification Information

Dimensions D	W	H	Style Number	U.S. Base Price
7/8"	4"	4 5/8"	**TS2CTEC**	$56

For Canadian Pricing
Multiply U.S. Price by the Canadian price factor.
▶ See page 1 for details.

Trough Floor Covers

	Standard Includes	Required to Specify
▶ Need help? Product details, page 54	• Trough floor covers, set of two: paint price group 1	1 Style number 2 Paint color number for Trough floor covers 3 Options, if selected (see below) ▶ See *Surface Materials*, page 184.

	Options	U.S. Price	Required to Specify
Surface Materials	• Paint price group 1	No cost	Specify paint color number.
	• Paint price group 2	+$ 8	Specify paint color number.
	• Paint price group 3	+$17	Specify paint color number.

Specification Information

Dimensions D	Dimensions W	Style Number	U.S. Base Price
2 1/2"	8"	**TS2CTFC**	$64

Media Support Mount

	Standard Includes	Required to Specify
▶ Need help? Product details, page 93	• Monitor mount for Bivi Tall Arch: black • Mounting bracket • Ships ready to assemble	Style number

Tip: Media Support System can only be attached to the Bivi Tall Arch.

Specification Information

Dimensions D	Dimensions W	Style Number	U.S. Price
22"	24"	**TS8TECHMM**	$556

For Canadian Pricing
Multiply U.S. Price by the Canadian price factor.
▶ See page 1 for details.

Media Support Shroud

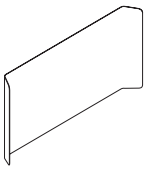

Tip: A Media Support Mount is needed to be able to attach Shelf.

Tip: Media Support System can only be attached to the Bivi Tall Arch.

Standard Includes	Required to Specify
▶ Need help? Product details, page 93 • Aluminum shroud: paint price group 1 • Ships ready to assemble	1 Style number 2 Paint color number for shroud 3 Options, if selected (see below) ▶ See *Surface Materials*, page 184

	Options	U.S. Price	Required to Specify
Surface Materials	**Shroud**		
	• Paint price group 1	No cost	Specify paint color number.
	• Paint price group 2	+$33	Specify paint color number.
	• Paint price group 3	+$66	Specify paint color number.

Specification Information

Dimensions D	Dimensions W	Style Number	U.S. Base Price
24½"	45½"	**TS8TECHSHROUD**	$780

Media Support Shelf

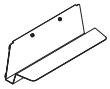

Tip: A Media Support Mount is needed to be able to attach Shelf.
▶ See below

Tip: Media Support System can only be attached to the Bivi Tall Arch.

Standard Includes	Required to Specify
▶ Need help? Product details, page 93 • Media Support Shelf: paint price group 1 • Ships ready to assemble	1 Style number 2 Paint color number for shroud 3 Options, if selected (see below) ▶ See *Surface Materials*, page 184

	Options	U.S. Price	Required to Specify
Surface Materials	**Shelf**		
	• Paint price group 1	No cost	Specify paint color number.
	• Paint price group 2	+$25	Specify paint color number.
	• Paint price group 3	+$49	Specify paint color number.

Specification Information

Dimensions D	Dimensions W	Style Number	U.S. Base Price
10"	27"	**TS8TECHSHELF**	$284

For Canadian Pricing
Multiply U.S. Price by the Canadian price factor.
▶ See page 1 for details.

Media Support System Value Package

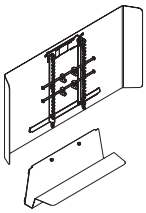

Tip: Media Support System Value Package includes Monitor Mount, Shroud, and Shelf.

Tip: Shroud and shelf will be the same paint color. Order the components (TS8TECHSHROUD and TS8TECHSHELF) seperately if different paint colors are needed.

Tip: Media Support System can only be attached to the Bivi Tall Arch.

	Standard Includes	Required to Specify
▶ Need help? Product details, page 93	• Monitor mount for Bivi Tall Arch: black • Aluminum shroud: paint price group 1 • Tech shelf: paint price group 1 • Mounting brackets • Ships ready to assemble	1 Style number 2 Paint color number for shroud 3 Paint color number for shelf 4 Options, if selected (see below) ▶ See *Surface Materials*, page 184

	Options	U.S. Price	Required to Specify
Surface Materials	**Shroud**		
	• Paint price group 1	No cost	Specify paint color number.
	• Paint price group 2	+$33	Specify paint color number.
	• Paint price group 3	+$66	Specify paint color number.
	Shelf		
	• Paint price group 1	No cost	Specify paint color number.
	• Paint price group 2	+$25	Specify paint color number.
	• Paint price group 3	+$49	Specify paint color number.

Specification Information

Dimensions D	Dimensions W	Style Number	U.S. Base Price
30½"	45½"	**TS8TECHSY**	$1393

For Canadian Pricing
Multiply U.S. Price by the Canadian price factor.
▶ See page 1 for details.

Eyesite

Eyesite Single Display Support with Extended Crank Adjustment Column

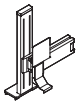

Tip: Eyesite monitor arms with Bivi Brackets can be installed at six different locations on the Cable Trough.

Tip: Supports displays up to 21 pounds and has a functional focal length of 16".

Standard Includes	Required to Specify
• Monitor arm: 4799 Platinum • Extended crank adjustment column with 12½" vertical height adjustment	Style number

Specification Information

Dimensions D	W	H	Style Number	U.S. Price
6⅝"	11⅝"	20"	**FPAEC1BIVI**	$580

Eyesite Dual Display Support with Extended Crank Adjustment Column

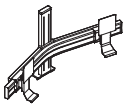

Tip: Eyesite dual display support is for use with two monitors up to 27" or less screens and up to 20 lb each. 27" monitors should be used with extended 18" column assemblies or taller.

Standard Includes	Required to Specify
• Monitor arm: 4799 Platinum • Extended crank adjustment column with 12½" vertical height adjustment	Style number

Specification Information

Dimensions D	W	H	Style Number	U.S. Price
8½"	31"	20"	**FPAEC2BIVI**	$911

Eyesite Flat Panel Monitor Arm with Single Laptop Support and Extended Crank Adjustment Column

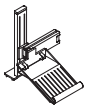

Tip: Eyesite monitor arms with Bivi Brackets can be installed at six different locations on the Cable Trough.

Tip: Functional focal length is 16".

Tip: Not recommended for use with docking stations.

Standard Includes	Required to Specify
• Laptop support arm: 4799 Platinum • Extended crank adjustment column with 12½" vertical height adjustment	Style number

Specification Information

Dimensions D	W	H	Style Number	U.S. Price
16"	11⅝"	19⅞"	**FPAELC1BIVI**	$613

Eyesite Flat Panel Monitor Arm with Dual Laptop Support and Extended Crank Adjustment Column



Tip: Eyesite dual laptop support is for use with monitor up to 24" screen and 25 pounds.

Tip: Eyesite flat panel monitor arms with laptop supports are not recommended for use with docking station.

Tip: Monitor cables can connect to the rear of the monitor near the VESA plate will not fit properly on Eyesite monitor arm.

Tip: Bivi Bracket to be used with Eyesite single support, dual display support, and dual laptop support with extended crank adjust columns only.

Standard Includes	Required to Specify
• Laptop support monitor arm: 4799 Platinum • Extended crank adjustment column with 12½" vertical height adjustment	1 Style number 2 Options, if selected (see below)

	Options	U.S. Price	Required to Specify
Bracket	• Without pivot	No cost	Specify *without pivot.*
	• With pivot	+$20	Specify *with pivot.*

Specification Information

Dimensions D	W	H	Style Number	U.S. Base Price
17"	31"	19⅞"	**FPAELC2BIVI**	$971

Bivi Bracket

Tip: If you have any existing Eyesite monitor arms, you can order a Bivi Bracket to modify it to work with Bivi tables.

Standard Includes	Required to Specify
• Bivi mounting bracket: 4799 Platinum	Style number

Specification Information

Dimensions D	W	H	Style Number	U.S. Price
3"	4"	¼"	**FPCBIVI**	$149

For Canadian Pricing
Multiply U.S. Price by the Canadian price factor.
▶ See page 1 for details.

Surface Materials

▶ For Surface Materials matrices for all product lines, see page 575.

Resources

For more information about surface materials, refer to the following resources:

Additional surface materials specification tools are available to assist you in the specification process—the Surface Materials Binders.

The global surface materials palette is a core collection of finishes that is available across multiple geographies (Americas/EMEA – Europe, Middle East, and Africa/APAC – Asia Pacific) and on global product lines, where applicable. For a list of finishes included in the offering, see the *Surface Materials Reference Manual*. Additional details, like product approvals by geography and finish number conversions, can also be found in the *Surface Materials Reference Manual* or see *www.steelcase.com/surface-materials*

Surface Materials Binders include:
- *Surface Materials Reference Manual*
- A complete set of swatch cards for hard surfaces, vertical surface fabrics, and seating upholstery

Paint

Steelcase Surfaces

Applies to:
- Bivi Height-Adjustable Desks and Bases

Price Group 1

Textured Paint
7207 Black
7241 Arctic White
7360 Merle

Price Group 2

Smooth Metallic
4799 Platinum Metallic

Applies to:
- Bivi Team Table
- Bivi Team Theater
- Bivi Cable Troughs
- Bivi Table Legs
- Bivi Table Top Mounting Brackets
- Bivi High Sit Bracket with Modesty Panel
- Bivi Arches
- Bivi Arches Infill Bracket
- Bivi End Hanging Top
- Bivi Gallery Panel
- Bivi Lower Footshelf
- Bivi Upper Footshelf
- Bivi Top Shelf
- Bivi Bottom Shelf
- Bivi Leg Cover
- Bivi Tackable Screen Trough Mount Base
- Bivi Trough End Cover
- Bivi Trough Floor Cover
- Media Support Shroud
- Media Support Shelf
- Media Support System Value Package
- Bivi Trough-Mounted Data Access
- Bivi Trunk Case
- Bivi Trunk Table Attachment Bracket
- Bivi Side Storage
- Bivi Rumble Seat Attachment Bracket
- Bivi Power Strips

Price Group 1

Smooth Paint
4242 Milk

Textured Paint
7207 Black
7225 Sand
7236 Fog
7237 Slate
7238 Fieldstone
7239 Midnight
7241 Arctic White
7243 Seagull
7250 Sterling Dark Solid
7278 Dark Bronze
7360 Merle

Price Group 2

Smooth Paint
0835 Black

Smooth Metallic
4728 Nickel Metallic
4743 Mineral Metallic
4744 Pearl Metallic
4750 Champagne Metallic
4752 Steel Metallic
4788 Gold Dust Metallic
4798 Sterling Metallic
4799 Platinum Metallic
4803 Near Black Metallic

Textured Paint
7245 Carbon Metallic
7246 Midnight Metallic

Price Group 3

Accent paint
Accent paints allow you to choose from a pre-matched color palette of trend driven colors. Refer to the *Surface Materials Reference Manual* for more information.

Custom Surfaces

PerfectMatch

PerfectMatch is a service that allows you to create your own paint color. Refer to the *Surface Materials Reference Manual* for more information about this program.

Price Group 3

4990 PerfectMatch Paint

Steelcase Surfaces

Applies to:
- Eyesite monitor arms
- Bivi Eyesite Bracket

4799 Platinum Metallic

Applies to:
- Bivi Bike Hook
- Bivi Holder
- Bivi Hook
- Bivi Metal Screen
- Bivi Tackable Screen Stanchions
- Bivi Organizer
- Bivi Rumble Seat Freestanding Legs
- Bivi Trunk Freestanding Legs

Price Group 1

Smooth Paint
4242 Milk

Textured Paint
7207 Black
7225 Sand
7236 Fog
7237 Slate
7238 Fieldstone
7239 Midnight
7243 Seagull
7250 Sterling Dark Solid
7278 Dark Bronze
7360 Merle

Price Group 2

Accessory Paint
4140 Arctic White Gloss
4144 Black Gloss

Smooth Paint
0835 Black

Smooth Metallic
4728 Nickel Metallic
4743 Mineral Metallic
4744 Pearl Metallic
4750 Champagne Metallic
4752 Steel Metallic
4788 Gold Dust Metallic
4798 Sterling Metallic
4799 Platinum Metallic
4803 Near Black Metallic

Textured Paint
7245 Carbon Metallic
7246 Midnight Metallic

Price Group 3

Accent paint
Accent paints allow you to choose from a pre-matched color palette of trend driven colors. Refer to the *Surface Materials Reference Manual* for more information.

Applies to:
- Bivi Side Storage
- Bivi Rumble Freestanding Legs
- Bivi Trunk
- Bivi Trunk Freestanding Legs

Price Group 3

Lux Coatings
4B20 Obsidian
4B22 Matte Brass
4B23 Burnished Bronze
4B24 Night Bronze
4B25 Matte Copper
4B26 Smoked Mica
4B27 Blue Steel
4B28 Silver Lilac
4B29 Cast Iron
4B30 Bright Gold

Custom Surfaces

PerfectMatch

PerfectMatch is a service that allows you to create your own paint color. Refer to the *Surface Materials Reference Manual* for more information about this program.

Price Group 3

4990 PerfectMatch Paint

Plastic

Applies to:
- Bivi Metal Screen Trough Mounting Brackets
- Bivi Bezel Receptacle Cover
- Bivi Tackable Screen Freestanding Base
- Bivi Tackable Screen Stanchions

6009 Arctic White
6249 Platinum Solid
6527 Merle

Applies to:
- Under Worksurface Utility Accessory Power

6000 Black
6009 Arctic White

Applies to:
- Duplex Receptacles
- USB Receptacles

6000 Black
6009 Arctic White
6249 Platinum Solid
6527 Merle
6651 Tungsten
6652 Titanium
6654 Sand
6697 Fog
6B03 Red

Applies to:
- Rectangular power
- Pyramid power

Price Group 1

6BD8 Snow

Price Group 2

6BD1 Aubergine
6BD2 Peacock
6BD3 Jungle
6BD4 Merlot
6BD5 Honey
6BD6 Lagoon
6BD7 Saffron

Seating Upholstery

Applies to:
- Rumble Seat
- Bivi Team Theater

Price Group 1

Buzz2
Era
Link
New Black: Henry
Playground

Price Group 2

Cogent: Connect
New Black: Harley
New Black: Jack
New Black: James

Price Group 3

Billiard Multi-Use by Designtex
Gaja — Cradle to Cradle Certified™ Silver

Price Group 5

Bo Peep
Remix
Silk

Price Group 6

Brisa

Price Group 7

Steelcut Trio

Custom Surfaces

Price Group COM (Customer's Own Material)

Fabric Approval and Yardage
To confirm whether a particular COM material has already been tested for use on a specific Steelcase product or to determine actual yardage requirements:
- Visit *www.steelcase.com*

For additional information regarding Customer's Own Material, call 1.888.STEELCASE.

Ⓔ = Established

Steelcase Graded-In Program: Upholstery

Applies to:
- Bivi High Sit Bracket with Modesty Panel
- Bivi Arch Infill
- Bivi Tackable Screen

Steelcase Graded-In Program Partners:
Architex
Arc-Com
CF Stinson
Designtex
Mayer
Momentum
Ultrafabrics

A collection of textiles are available as part of a Graded-In Program. The collection from the leading suppliers in the market consists of high-performance textiles. Note that not all fabrics can be applied to all products. Refer to the Steelcase COM database for the most current application information.

To order these fabrics, enter the finish code which corresponds with the fabric price group.

Price Group	Finish Code
2	59DB
3	59DC
4	59DD
5	59DE
6	59DF
7	59DG
8	59DH
9	59DJ
10	59DK

Then enter the fabric information in the Special Fabric Information pop up window.

Fabric application direction must be specified: For additional information, refer to the *Surface Materials Reference Manual*.

Panel Fabric

Applies to:
- Hoodie top and sides

Cogent: Connect
5S25 Graphite
5S26 Licorice

Applies to:
- High Sit Bracket with Modesty Panel
- Arch Infills
- Tackable Screens
- Straight Screens

Price Group 1

Abacus
Link
New Black: Bruce
New Black: Henry

Price Group 2

Cogent: Connect
Intersection
New Black: Harley
New Black: Jack
New Black: James
Stencil

Price Group 3

Billiard Multi-Use by Designtex

Applies to:
- Canopy

5VD0 Bivi Canopy fabric

Mesh

Applies to:
- Hoodie back panel

T615 Sultry Smoke

Select Surfaces

For information on products within Select Surfaces, including accent paints and fabrics from Designtex, Gabriel, Kvadrat, and Pollack, please refer to the *Surface Materials Reference Manual* or visit *www.steelcase.com/surface-materials* under the Select Surfaces section.

For additional information regarding Customer's Own Material, call 1.888.STEELCASE (1.888.783.3522) or send an e-mail to lineone@steelcase.com.

Laminate

Applies to:
- Bivi Height-Adjustable Desk
- Bivi Team Table
- Bivi Team Theater
- Bivi tables and Table Tops
- Bivi Trunk
- Bivi Side Storage
- Bivi Depots

Steelcase Surfaces

Low-Pressure Laminate

Price Group 1

Woodgrain Laminate
25L1 Winter on Maple
25L5 Virginia Walnut
25L6 Blackwood Ⓔ
25L8 Clear Walnut
262L Marbled Maple Ⓔ
264L Chocolate Walnut Ⓔ
267L Marbled Cherry Ⓔ
26L1 Natural Cherry
2L09 Clear Maple
2LAN Ash Noce
2LAT Acacia
2LAW Ash Wenge
2LBN Bisque Noce
2LBW Bisque Wenge
2LCN Clay Noce
2LCW Clay Wenge
2LSN Storm Noce
2LSW Storm Wenge
2LWA Grey Kingswood
2LWB Planked Walnut
2LWD Resolute Walnut
2LWF Smoked Walnut
2LWG Natural Recon
2TL2 Fawn Cypress

Fiber Laminate
2L50 Vanadium Fiber
2L52 Tungsten Fiber

Solid Laminate
247L Black
2L30 Arctic White*
2L83 Seagull
2L85 Dune
2LMG Merle
**2L30 Arctic White only available on Bivi Height-Adjustable Desk.*

Applies to:
- Bivi tables and Table Tops
- Bivi Trunk
- Bivi Side Storage
- Bivi Depots

Tip: Some wood veneer finishes and woodgrain laminates share the same name. Because of the difference in materials, veneers and laminates of the same name are not an exact match but do coordinate with each other.

Steelcase Surfaces

High-Pressure Laminate

Price Group 1

Woodgrain Laminate
2406 Clear Cherry Ⓔ
2409 Clear Maple
2410 Graphite Walnut
2412 Natural Cherry
2422 Medium Cherry
2511 Winter on Maple
2535 Virgina Walnut
2536 Blackwood Ⓔ
2538 Clear Walnut
2592 Blonde on Maple Ⓔ
2612 Marble Maple Ⓔ
2614 Chocolate Walnut Ⓔ
2615 Marbled Cherry Ⓔ
2714 Natural Walnut Ⓔ
2HAK Clear Oak
2HAN Ash Noce
2HAT Acadia
2HAW Ash Wenge
2HBN Bisque Noce
2HBW Bisque Wenge
2HCN Clay Noce
2HCW Clay Wenge
2HSN Storm Noce
2HSW Storm Wenge
2HWA Grey Kingswood
2HWB Planked Walnut
2HWD Resolute Walnut
2HWE Natural Recon
2HWF Smoked Walnut

Fiber Laminate
2850 Vanadium Fiber
2852 Tungsten Fiber
2854 Vellum Fiber Ⓔ
2860 Granite Fiber
2862 Stucco Fiber Ⓔ

Micro Laminate
2920 Marl Micro
2921 Gypsum Micro
2922 Clay Micro

Patina Laminate
2870 Blonde Bronze Patina
2873 Instant Iron Patina

Solid Laminate
2722 Cream
2730 Arctic White
2746 Black
2811 Mist
2883 Seagull
2884 Milk
2885 Dune
2HAA Persian Salt
2HAB Rose
2HAC Indigo
2HAD Green Citrine
2HAE Dark Olivine
2HAF Cloudy
2HMG Merle

Speckle Laminate
2820 Coffee Speckle Ⓔ
2823 Driftwood Speckle
2824 Smoke Speckle
2825 Vanadium Speckle

Surface Materials, continued

Price Group 2

Textured Laminate
2TH2 Fawn Cypress
2TH4 Saddle Oak
2TH5 Veranda Teak
2TH7 Walnut Heights
2UH1 Reclaimed Aggregate
2UH2 Reclaimed Gravel
2UH4 Cement**
2UH6 Sheetrock

***2UH4 Cement has limited availability, determined by product sizing and/or options.*

Price Group 3

Solid Laminate
24H1 Satin White
24H2 Satin Black
24H3 Satin Stone
24H4 Satin Mocha

Custom Surfaces

Open Line Laminate (OLL)

This service allows you to order non-standard laminate at an additional processing fee of $77 U.S. per unit, plus the cost of the laminate.

High-Pressure Laminate pricing does not include premium or digitally printed patterns from any suppliers. Laminate cost may also vary for basic or standard laminates from other suppliers. Please contact the OLL consultant at 616.475.2426 for pricing. The cost of the laminate will be added to your invoice as a separate line on the acknowledgement.

When processing orders for Open Line laminate on Bivi, specify 2900 in the laminate finish field and enter the OLL manufacturer information.

Enter the required edge finish as you would a standard laminate. Laminate Approval and Material Requirements to confirm whether a particular laminate has already been tested for use on a specific Steelcase product or to determine material square foot requirements: For additional information, refer to the *Surface Materials Reference Manual*.

Ⓔ = Established

Wood

Applies to:
- Bivi Height-Adjustable Desks
- Bivi Team Table
- Bivi Team Theater
- Bivi tables and Table Tops
- Bivi Trunk
- Bivi Side Storage
- Bivi Depots

Steelcase carefully selects veneer and solid wood for consistent color and grain structure. Wood is a natural material and variations will occur in color, grain and texture. These variations are part of the inherent natural beauty of wood and are not considered defects.

All wood products will darken with age and exposure to ultraviolet light. This is especially apparent with cherry and maple veneer.

We recommend that desk accessories be rearranged periodically to ensure even aging of wood surfaces.

When storing your wood furniture, please follow the following guidelines:
- Do not store products in trailers.
- Store products in areas that simulate office temperatures (60°F to 90°F).
- Store products in areas that maintain constant, office–like humidity levels.
- Keep product away from light. Cover products to make sure they are not exposed to light.

Veneer

Veneers are matched for proper balance and consistency. Veneers are available quarter cut, except for Oak, which is rift cut. Refer to the *Surface Materials Reference Manual* for descriptions of each cut.

Open–pore finish is a medium gloss finish that leaves the wood grain texture visible to the eye and distinguishable to the touch.

Flat-cut open-pore finish choices

Wood Group 1
3062 FC/OP Graphite Walnut
3402 FC/OP Clear Cherry (Aged)
3412 FC/OP Natural Cherry
3422 FC/OP Medium Cherry
3442 FC/OP MS-Medium Cherry
3522 FC/OP Clear Maple*
3592 FC/OP Blonde on Maple Ⓔ
3702 FC/OP Clear Walnut
3712 FC/OP Natural Walnut
3752 FC/OP Medium Walnut Ⓔ
3762 FC/OP Dark Walnut
3772 FC/OP Medium Mahogany on Walnut

Quarter-cut open-pore finish choices

Wood Group 1
3042 QC/OP Ash
3222 QC/OP Clear Maple
3292 QC/OP Blonde on Maple Ⓔ
3302 QC/OP Clear Walnut
3312 QC/OP Natural Walnut
3352 QC/OP Medium Walnut Ⓔ
3362 QC/OP Dark Walnut
3372 QC/OP Medium Mahogany on Walnut
3382 QC/OP Graphite Walnut

Rift-cut open-pore finish choices

Wood Group 1
3602 RC/OP Desert Oak

Full-fill finish is a medium-gloss finish that completely fills the grain texture, yet allows the grain pattern to be seen. The wood has a lustrous, satiny look, and it is smooth to the touch. This finish is available on worksurfaces only.

Flat-cut full-fill finish choices

Wood Group 1
3064 FC/FF Graphite Walnut
3404 FC/FF Clear Cherry (Aged)
3414 FC/FF Natural Cherry
3424 FC/FF Medium Cherry
3524 FC/FF Clear Maple*
3544 FC/FF Blonde on Maple Ⓔ
3704 FC/FF Clear Walnut
3714 FC/FF Natural Walnut
3754 FC/FF Medium Walnut Ⓔ
3764 FC/FF Dark Walnut
3774 FC/FF Medium Mahogany on Walnut

Quarter-cut full-fill finish choices

Wood Group 1
3224 QC/FF Clear Maple*
3294 QC/FF Blonde on Maple Ⓔ
3304 QC/FF Clear Walnut
3314 QC/FF Natural Walnut
3354 QC/FF Medium Walnut Ⓔ
3364 QC/FF Dark Walnut
3374 QC/FF Medium Mahogany on Walnut
3384 QC/FF Graphite Walnut

Rift–cut full-fill finish choices

Wood Group 1
3604 RC/FF Desert Oak

* To ensure an understanding of the color ranges and characteristic variations of natural veneer, a sign-off sheet is required prior to orders being accepted for this clearcoat finish. The sign-off sheet is available through Steelcase advertising stock. Please use form number 09-0000756 for 3042, form number 05-0001370 for 3222 and 3224.

Premium Veneer

A selection of Premium veneers in this collection are available on most Steelcase brand products. The collection will be available as close to standard leadtimes as possible. However, because adequate supplies of veneer and solids must be secured, all orders will be scheduled individually. Leadtimes will vary based on Premium veneer and Premium solids availability at the time the order is placed. The collection is Graded–In as Wood Group 3, and supported like standard veneers to make ordering easy. Please see the Steelcase surface materials section on *village.steelcase.com* for sample information and product line availability. All premium veneers are in clear–coat.

Quarter–cut open–pore finish choices

Wood Group 3
3832 QC/OP Figured Anegre

Tip: Full-fill finish is not available on Premium veneers as a standard. To ensure an understanding of the color ranges and characteristic variations of natural veneer, a sign-off sheet is required prior to orders being accepted for this clear-coat finish.

The sign-off sheet is available through Steelcase advertising stock. Please use form number 09-0000758 for 3832.

Select Surfaces

For information on products within Select Surfaces, including accent paints and fabrics from Designtex, Gabriel, Kvadrat, and Pollack, please refer to the *Surface Materials Reference Manual* or visit *steelcase.com/surface-materials* under the Select Surfaces section.

Composite Veneer

Composite veneers are an engineered wood intended to create specific grain patterns and characteristics. They are pre-stained and finished with Steelcase's Clarity water-borne UV topcoat, which protects the environment while providing durability and clarity. Only open-pore finishes are available on composite wood. Composite veneers with natural solid nosings because composite and natural wood grain and color matching are rarely compatible. Composite veneers are Graded-In as Wood Group 1 pricing.

Flat-cut open-pore finish choices

Wood Group 1
3JDX FC/OP Oak Composite
3JJX FC/OP Walnut Composite

Quarter-cut open-pore finish choices

Wood Group 1
3F8X QC/OP European Walnut Composite
3GGX QC/OP Zebrano Composite
3HJX QC/OP Oak Composite
3HVX QC/OP Walnut Composite
3ZNX QC/OP Night Cerused Oak Composite

Tip: To understand more about composite ordering, lead-times, and pricing, please consult the composite sign-off sheet available through Steelcase advertising stock, form number 14-0000141. A sign-off sheet is required prior to orders being accepted for composite projects.

Natural Veneer

Natural veneer is available in the Select Surfaces offering. Natural veneer may have extended leadtimes. Place your order as you normally would for any other finish, calling out the appropriate finish code.

The following finishes are available through the natural veneer offering:

Flat-cut open-pore finish choices

Wood Group 1
3342 FC/OP Black Walnut
35A2 FC/OP Blanch Maple
37A2 FC/OP Thunder Walnut

Wood Group 3
3082 FC/OP Washed Walnut

Flat-cut full-fill finish choices

Wood Group 2
3734 FC/FF Black Walnut

Wood Group 3
3084 FC/FF Washed Walnut

Quarter-cut open-pore finish choices

Wood Group 1
32A2 QC/OP Blanch Maple
33A2 QC/OP Thunder Walnut
3392 QC/OP Black Walnut

Quarter-cut full-fill finish choices

Wood Group 2
3394 QC/FF Black Walnut

Rift-cut open-pore finish choices

Wood Group 2
36A2 RC/OP Volcanic Oak

Planked Veneer

Planked veneer is available in the Select Surfaces offering. Planked veneer may have extended leadtimes. Place your order as you normally would for any other finish, calling out the appropriate finish code.

The following finishes are available through the planked veneer offering:

Wood Group 1
3P41 OP Planked Cherry
3P51 OP Planked Maple
3P61 OP Planked Oak
3P71 OP Planked Walnut
3VFX OP Unmarked Oak

Tip: Known for its uniqueness, planked veneer has intentional and natural variations that include, but are not limited to: character marks, grain pattern, color, and natural color aging.

Custom Surface

Customiz stain is a service that allows you to create your own stain colors and finishes on standard veneer. Customiz stain color is available on all product lines that offer wood veneer.

A $500 stain-matching fee applies on CUSTOMIZ requests (Exception: The $500 fee does not apply on matches to Coalesse standard finishes or for a low-gloss finish request on a standard color). The $500 fee covers the cost of formulating the Customiz color finish and applies regardless of whether or not an order for product is placed. In addition, an approval form must be signed to indicate customer acceptance of Customiz match. A $1,500 initiation fee will be charged prior to first order entry. This initiation fee activates the finish for unlimited use on any Steelcase product for an 18 month time period. After the 18 month time period has lapsed, the Customiz finish may be reactivated for another 18 months for a $1,000 fee at any point within five years after the $1,500 initiation fee was paid.

If the finish is not reactivated within five years after the $1,500 initiation fee was paid, the finish will be culled and the customer will need to pay the $1,500 initiation fee again. All style number related Customiz charges on products are no cost as of April 2014. The matching and initiation fees are not discountable.

Customiz stain takes 10 days to formulate. Consult the *Surface Materials Reference Manual* for more information. Custom veneers are also available and must be quoted by Steelcase specials group. Customiz stain on custom veneers takes 2 to 4 weeks to formulate.

Requirements and information on ordering a Customiz stain color are found in the Surface Materials Reference Manual.

Plastic

Applies to:
- Bivi Team Table
- Bivi Team Theater
- Bivi tables and Table Tops
- Bivi Trunk
- Bivi Side Storage

6000	Black	6636	Mist
6001	Coffee	6654	Sand
6009	Arctic White	6655	Warm White
6034	Natural Cherry	6676	Marbled Maple E
6036	Medium Cherry	6677	Chocolate Walnut E
6037	Winter on Maple	6678	Marbled Cherry E
6038	Blonde on Maple E	6694	Slate
6041	Natural Walnut E	6695	Midnight
6052	Milk	6697	Fog
6053	Seagull	6698	Fieldstone
61AA	Persian Salt	66WA	Grey Kingswood
61AB	Rose	66WB	Planked Walnut
61AC	Indigo	66WD	Resolute Walnut
61AD	Green Citrine	66WE	Natural Recon
61AE	Dark Olivine	66WF	Smoked Walnut
61AF	Cloudy	6703	Ash Wenge
6213	Acacia	6704	Storm Wenge
6219	Clear Oak E	6705	Bisque Wenge
6231	Graphite Walnut	6706	Clay Wenge
6234	Clear Cherry E	6707	Ash Noce
6237	Clear Maple	6708	Bisque Noce
6242	Virginia Walnut	6709	Clay Noce
6243	Blackwood E	6710	Storm Noce
6245	Clear Walnut	6T02	Fawn Cypress
6249	Platinum Solid	6T04	Saddle Oak
6271	Plywood	6T05	Veranda Teak
6527	Merle	6T07	Walnut Heights
6615	Grey V5	6T08	Aggregate
6619	Ice	6T09	Gravel
6631	Cream	6T10	Cement
6635	Dawn E	6T12	Sheetrock

Tip: Light color plastic edges are susceptible to degradation due to normal wear and tear. Staining (e.g., ball point pen or clothing dyes such as blue jeans) and dirt effects are more pronounced in light colors and are not considered defects.

Controlled Receptacle Pad Stamp Power Icon Symbol

Steelcase Surfaces

Controlled receptacle pad stamp power icon symbol ink color defaults based on the plastic selection.

Cabinet paint:	Default Ink:
6000 Black	White
6009 Arctic White	Black
6249 Platinum Solid	Black
6257 Merle	White
6651 Tungsten	Black
6652 Titanium	Black
6654 Sand	Black
6697 Fog	Black
6B03 Red	Black

E = Established

Tour Workspace

Statement of Line 190

Product Details

Counter and Countertop Facts 191
Electrical Facts 192
Worksurface-Height Power and Communication Accessories Facts 200
Bench Component Facts 202
Worksurface and Shelf Facts 203
Worksurface Supports Facts 204
Screen and Screen Connector Facts 206
HV Cabinet Facts 210
Bookcase Facts 211
My File Facts 212
Pile File Facts 213

Specifying

Counters and Countertops 214
Electrical Components 216
Worksurface-Height Power and Communication Accessories 224
Bench Components 228
SOTO Rails for Use with Tour 229
Worksurfaces 230
Worksurface Supports 234
Shelves 237
Modesty Panels 238
Screens and Screen Connectors 239
HV Cabinets 241
Bookcases 243
My File 244
Pile File 245
Magnetic Markerboards and Tackboards 246

Surface Materials 247

Statement of Line

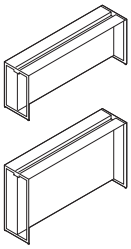

Counters
Understanding
▶ Page 191
Specifying
▶ Page 214

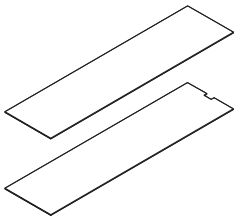

Countertops
Understanding
▶ Page 191
Specifying
▶ Page 215

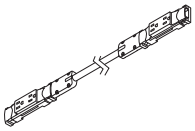

Electrical Components
Understanding
▶ Page 192
Specifying
▶ Pages 216–222

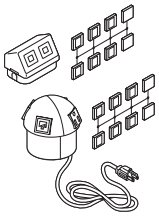

Power and Communication Accessories
Understanding
▶ Page 200
Specifying
▶ Pages 224–227

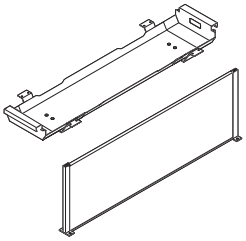

Bench Trough and Screen
Understanding
▶ Page 202
Specifying
▶ Page 228

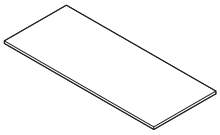

Straight Worksurfaces
Understanding
▶ Page 203
Specifying
▶ Page 230

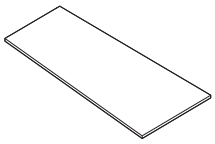

Tapered Worksurfaces
Understanding
▶ Page 203
Specifying
c Page 231

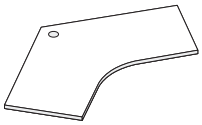

120° Corner Worksurfaces
Understanding
▶ Page 203
Specifying
▶ Page 232

Round Worksurfaces
Understanding
▶ Page 203
Specifying
▶ Page 233

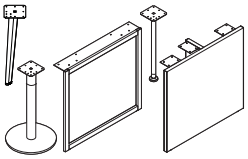

Worksurface Supports
Understanding
▶ Page 204
Specifying
▶ Pages 234–236

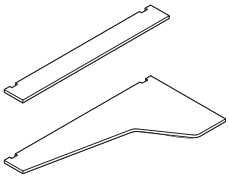

Shelves
Understanding
▶ Page 203
Specifying
▶ Page 237

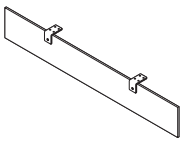

Modesty Panels
Understanding
▶ Page 203
Specifying
▶ Page 238

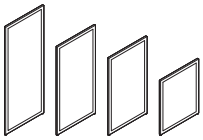

Screens and Screen Connectors
Understanding
▶ Page 206
Specifying
▶ Pages 239–240

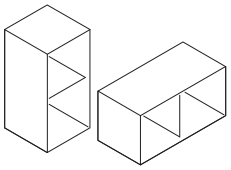

HV Cabinet
Understanding
▶ Page 210
Specifying
▶ Pages 241–242

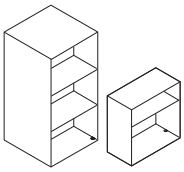

Bookcases
Understanding
▶ Page 211
Specifying
▶ Page 243

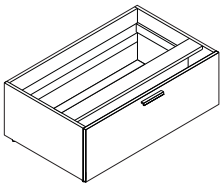

My File
Understanding
▶ Page 212
Specifying
▶ Page 244

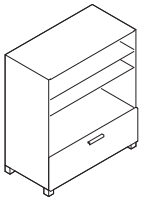

Pile File
Understanding
▶ Page 213
Specifying
▶ Page 245

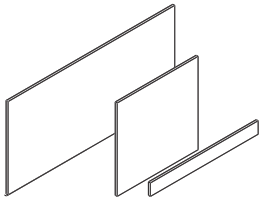

Magnetic Markerboards and Tackboards
Understanding
▶ Page 210
Specifying
▶ Page 246

Counter and Countertop Facts

▶Specifying, pages 214–215

Counters are constructed with a painted steel horizontal component and clear anodized aluminum end supports. Counters are 30"H or 42"H x 18"D x 72"W. A laminate infill on the Counter centerline provides stability and can be optioned in painted steel. Counters ship knocked down in five pieces.

Laminate Countertops provide a finished appearance to the top of the Counter. Countertops are not necessary where a HV cabinet is used. Countertops are available in four sizes, 18"D x 18"W, 36"W, 54"W, or 72"W. Countertops are also available with a notch that facilitates access to data components.

Directional laminate runs horizontal on the Counter center infill, and runs vertical on the optional frame support infills.

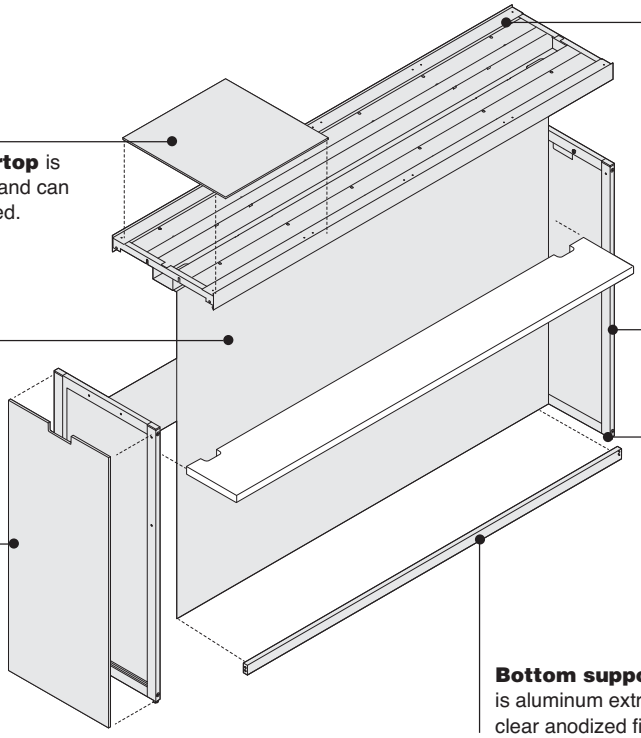

Countertop tray is painted steel. Power runs down the center of the tray. 3" front accepts magnets while the recess underneath accepts lights. HV cabinets, bookcases, and countertops fit in the Counter tray.

Countertop is laminate and can be notched.

Center infill is laminate or steel.

Center infill comes with pre-drilled holes for shelf.

End support is aluminum extrusion in clear anodized finish only.

Leveling glides adjust ½" to accommodate uneven floors.
Tip: Extended glides are available through Service Parts.

Laminate infills are available as an option for frame support. All laminate infills are available in Low-Pressure Laminate only.

Bottom support bar is aluminum extrusion in clear anodized finish only.

Recess underneath the Counter can accommodate an under-shelf task light.

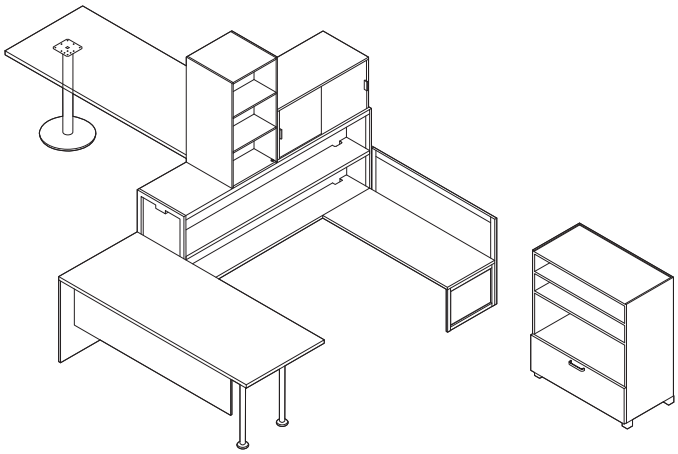

Electrical Facts

Powerways

Multiple circuits can be utilized depending on which building circuit is accessed.

A two- or four-circuit powerway is available for field installation.

Each powerway comes with two duplex outlets that are accessible from underneath the top of Counter.

All powerways and base power-ins are PVC-free.

Base power-in can connect to either end of any powerway, including a Counter in the middle of a run of connected Counters.

▶Specifying, page 216

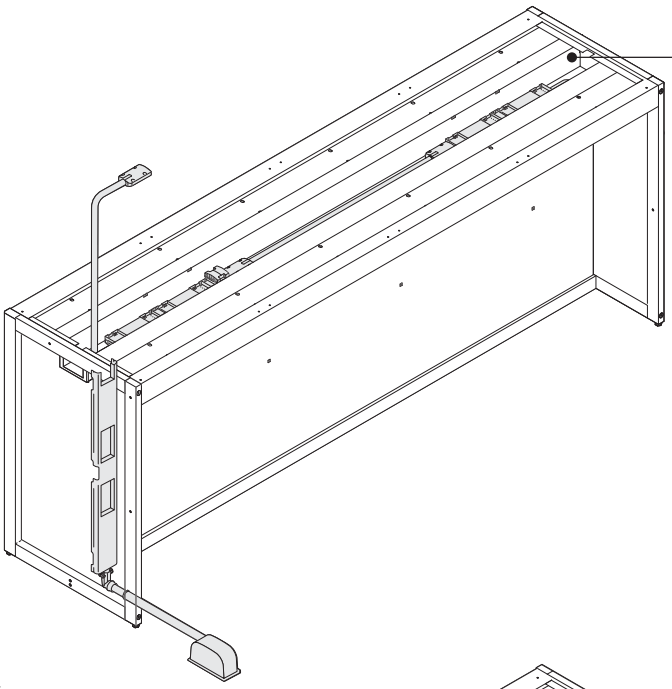

Data cords can be managed in the top of the Counter which holds a quantity of 42 CAT5e or 32 CAT6 cables.

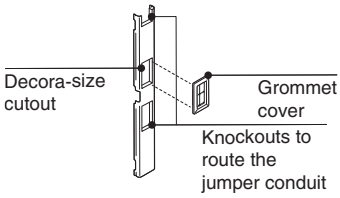

There are three knockouts in the 30" and 42" vertical wire managers, style numbers TSTECC30 and TSTEC42. The first and third are available to route Tour power jumpers when used and the second is standard Decora-size to fit data ports.

A quantity of 24 CAT5e or 18 CAT6 cables can be managed down the vertical wire manager.

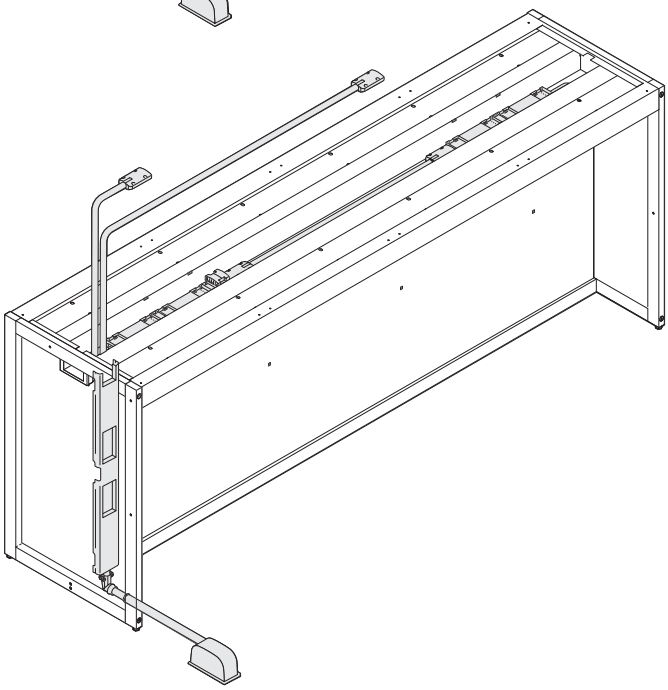

A hard-wired base power-in provides traditional access to the building power source. This can be used for either two- or four-circuit powerways.

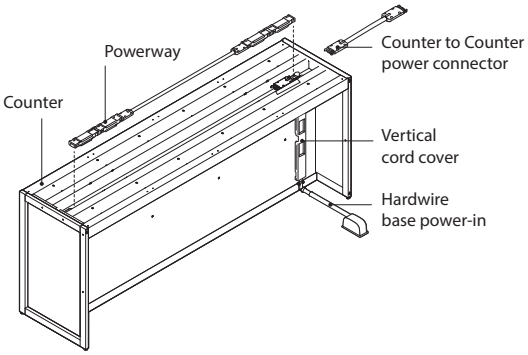

Two-circuit Solution



Notes:

1. One base power-in option
   - Two-circuit hardwired base power-in (TSTEPBT2)
2. Two-circuit powerway (TSTEP272) is field-installed only
3. Counter-to-Counter power connector (TSTEPC2C) is a two-circuit connector
4. Base power-in can be installed on any Counter - at middle or end-of-run
5. Maximum run is six Counters (twelve users)

Four-circuit Solution

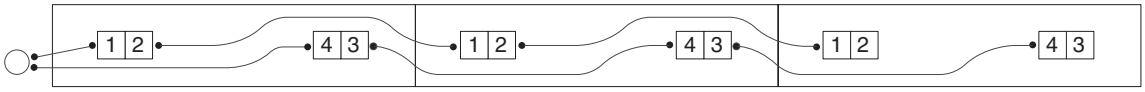

Notes:

1. One base power-in option
   - Four-circuit hardwired base power-in (TSTEPBT4)
2. Four-circuit powerway (TSTEP472) is field-installed only, and includes a Line 1 and Line 2 receptacle, and a Line 3 and Line 4 receptacle.
3. Counter-to-Counter power connector (TSTEPC2C4) is a four-circuit connector.
4. Base power-in can be installed on any Counter - at middle or end-of-run
5. Maximum run is thirteen Counters (twenty-six users)

Electrical Facts

Counter-to-Counter Connectors

Counters must be connected with enclosed attachment brackets.

▶Specifying, page 218

Counter-to-Counter connectors are available to route power (2-circuit or 4-circuit) from one Counter to another by using a modular connection, also known as an H-block.

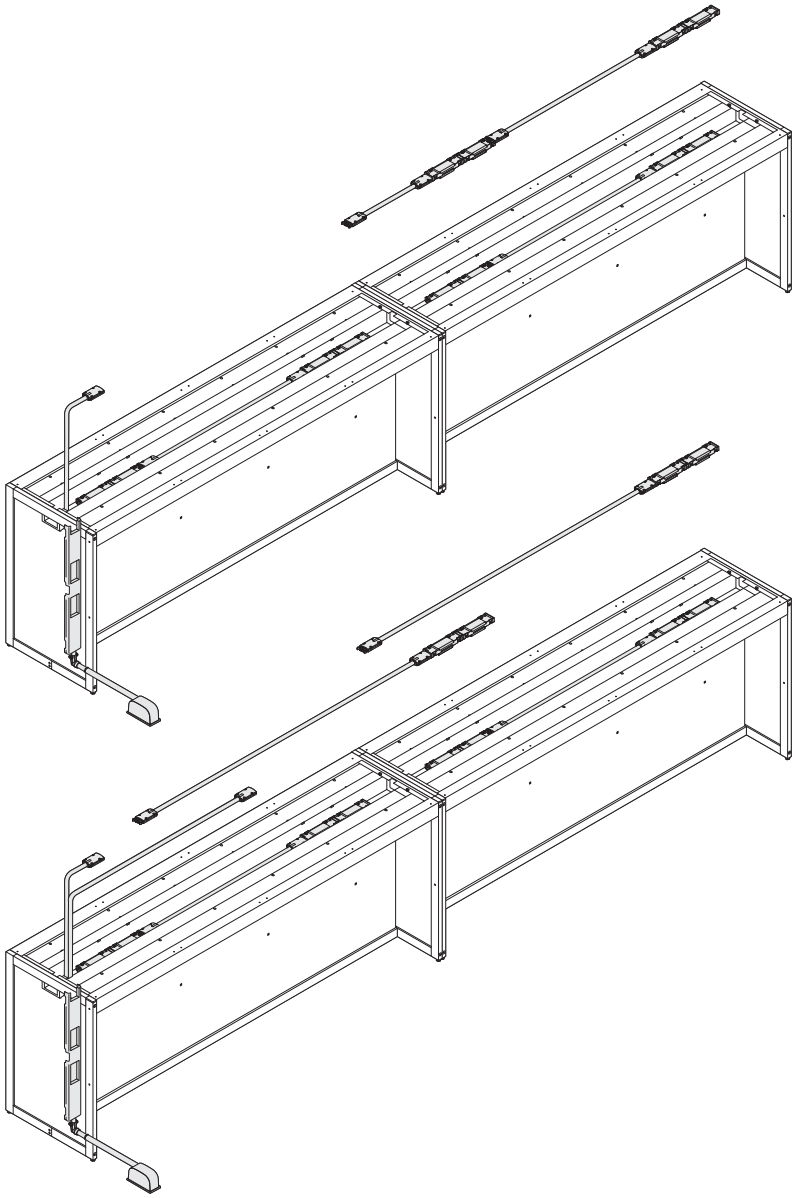

Data can be routed from Counter-to-Counter, and vertically through the vertical cord manager.

A hardwired base power-in provides traditional access to the building power source. This can be used for either two- or four-circuit powerways.

San Francisco base power-ins have a 72" conduit outside of Counter.

Electrical Facts

Counter-to-Counter Power Jumpers

Power jumpers move power from one Counter to the next Counter when they are separated by a worksurface(s).

Power jumpers are used as an alternative solution to a separate base power-in per Counter when raised flooring to access power is not available, or not desirable.
Tip: Power jumpers are the same as power harnesses.

Power Jumper Rules

The following applies to all applications of power jumping:

1. Counters and worksurfaces must be mechanically attached – the worksurfaces must be attached to either a Counter, a shelf, or Counter end frame. If multiple worksurfaces are used between Counters they must also be connected to each other with tie plates.

2. Jumpers must be secured to the worksurface - this is accomplished in two ways:
   a. Connect jumper every 12" with provided fasteners.
   b. Encasing jumper in provided horizontal wire manager, which is required, if jumper is routed within 18" of an exposed user edge.

3. In-line jumpers: 2' minimum, and 4' maximum between Counters. Side-by-side and benching jumpers: 4' minimum, and 10' maximum between Counters.

▶Specifying, pages 220-222

There are three types of power "jumpers" depending on your configuration:

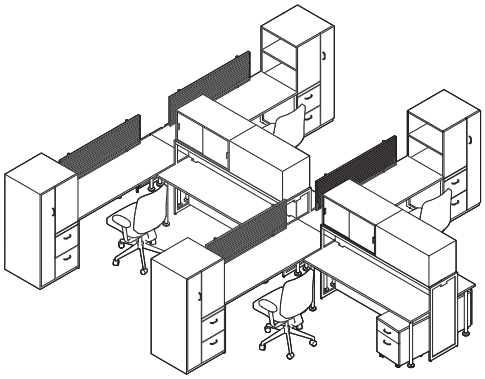

In-line jumper—two Counters in-line with a worksurface(s) between them, (2' min - 4' max between Counters).

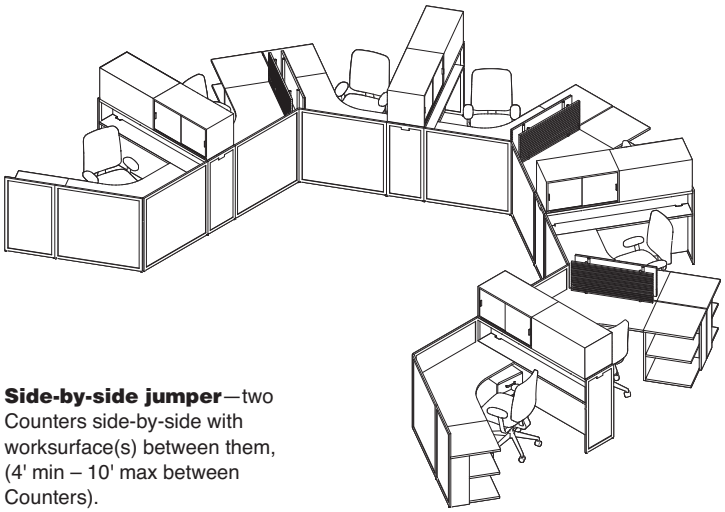

Side-by-side jumper—two Counters side-by-side with worksurface(s) between them, (4' min – 10' max between Counters).

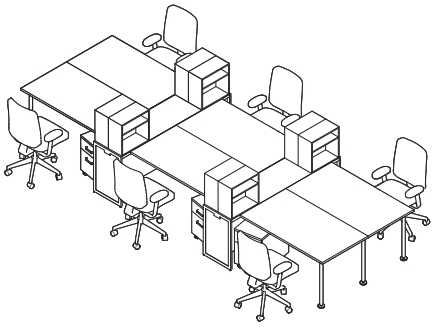

Benching jumper—two Counters with benching worksurfaces between them, (4' min – 10' max between Counters).

Electrical Facts

Specifying Power Jumpers

The style number of the jumper is determined by four pieces of information:

1. Type of jumper: in-line, side-by-side, or benching.

2. Which power system is selected 2- or 4-circuit.

3. If worksurfaces are at the same height or different height than the Counter (change of height).

   Determine the answer to the above three questions and select appropriate “routing inches” provided for you in the matrix.

4. Length of worksurface(s) - measure the length of the worksurface or worksurfaces being used between the two Counters. This includes shelf inches that are outside the footprint of the Counter. Example: A 21" shelf would add 12" to the worksurface length.

The jumper style number length will equal number of routing inches plus the length of your worksurface(s).

Style number required = number of routing inches + number worksurface inches

Note: If style number length is not available round up to the next length of jumper.

Example 1:
1. In-line jumper
2. 2-circuit power
3. worksurface/Counter same height
4. one 24" wide worksurface
   Style number = routing inches (see matrix) + worksurfaces inches
   45" + 24" = 69"
   Jumper style number = TSTEP2C069

Example 2:
1. Side-by-side jumper
2. 4-circuit power
3. worksurface/Counter different heights
4. two 36" wide worksurfaces
   Style number = routing inches (see matrix) + worksurfaces inches
   108" + 72" = 180"
   Jumper style number = TSTEP4C180

Example 3:
1. Benching jumper
2. 4-circuit power
3. worksurface/Counter different heights
4. one 72" wide worksurface
   Style number = routing inches (see matrix) + worksurfaces inches
   135" + 72" = 207"
   Jumper style number = TSTEP4C207

Routing Inches Matrix

	In-Line Jumper	Side-by-Side Jumper	Benching Jumper
2-circuit power Same height (worksurface and Counter at the same height)	45"	57"	83"
2-circuit power One change-of-height (worksurface same height as one Counter, different height than second Counter)	56"	69"	95"
2-circuit power Two change-of-height (worksurface at different height than both Counters)	67"	81"	107"
4-circuit power Same height (worksurface and Counter at the same height)	71"	84"	110"
4-circuit power worksurface One change-of-height (worksurface same height as one Counter, different height than second Counter)	83"	96"	123"
4-circuit power Different Two change-of-height (worksurface at different height than both Counters)	95"	108"	135"

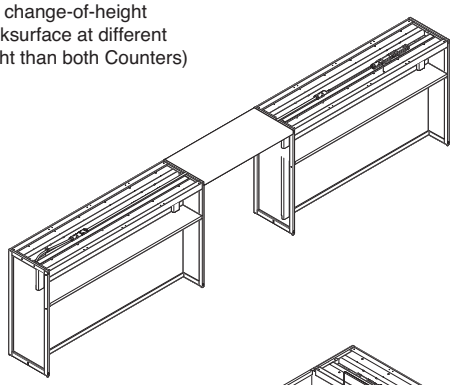

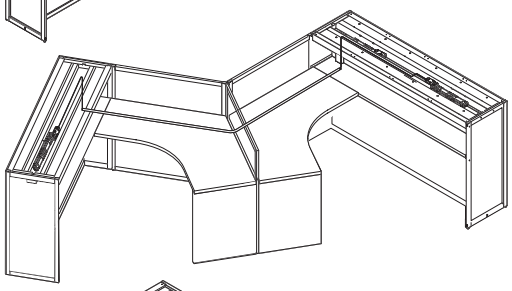

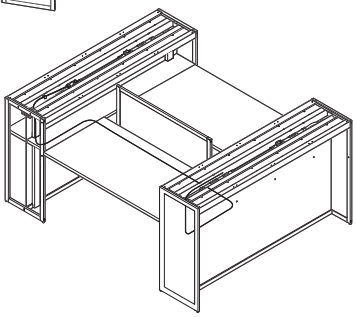

Electrical Facts

In-Line Jumpers

Multiple surfaces can be used as long as they do not exceed the 4' width max between Counters.

Open Counter end frames (no end fills) required when power is passing from Counter to Counter.

If end fills are specified field-installed grommet cut-outs will be required to use power jumpers.

Counter end frames on the outside Counters can have end fills.

▶Specifying, pages 220-222

Standard Rules

1. Counters and worksurfaces must be connected
2. Jumpers must be secured
3. In-line jumpers: 2' minimum, and 4' maximum between Counters

Side-by-side and benching jumpers: 4' minimum, and 10' maximum between Counters.

C-clamps and Horizontal Cord Managers (TSTECM) are included with power jumpers for installation.

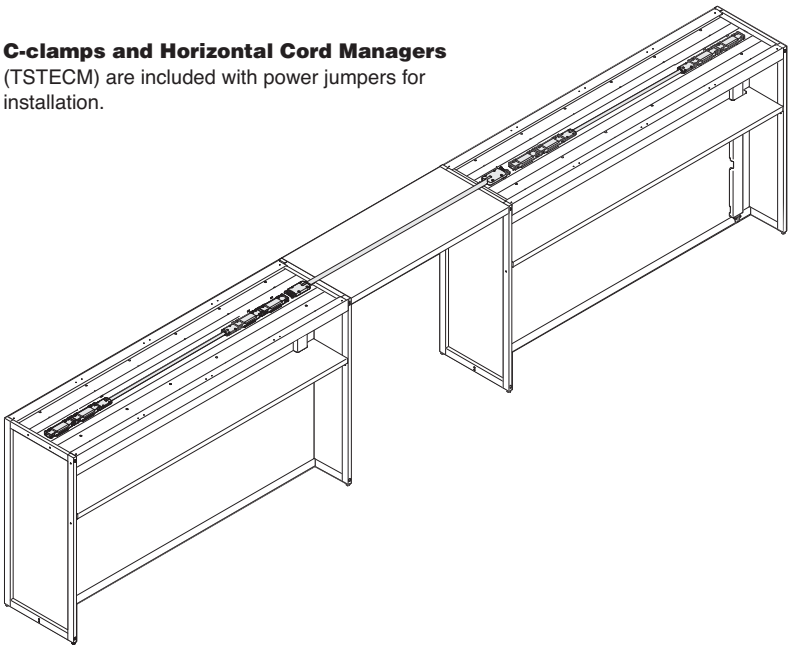

If Counters at the same height of the worksurface the power is routed through the Counter end cap, underneath the worksurface, and through the adjacent Counter end cap.

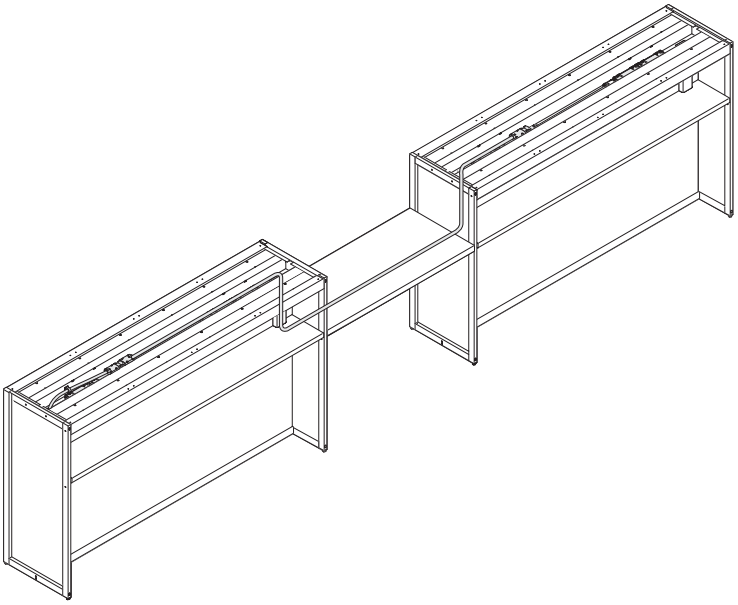

If Counters at different height than the worksurface the power is routed down the vertical wire manager, underneath the worksurface, and back up to the next Counters' vertical wire manager.

Steelcase
April 2021

Electrical Facts

Side-by-Side Jumpers

Power is routed 4" from the back edge of the worksurface to position jumper away from the user.

Multiple surfaces can be used as long as they do not exceed the 10' width max between Counters.

If screens are used between worksurfaces field installed grommets will be required to use power jumpers.

▶Specifying, pages 220-222

Standard Rules

1. Counters and worksurfaces must be connected
2. Jumpers must be secured
3. In-line jumpers: 2' minimum, and 4' maximum between Counters

Side-by-side and benching jumpers: 4' minimum, and 10' maximum between Counter.

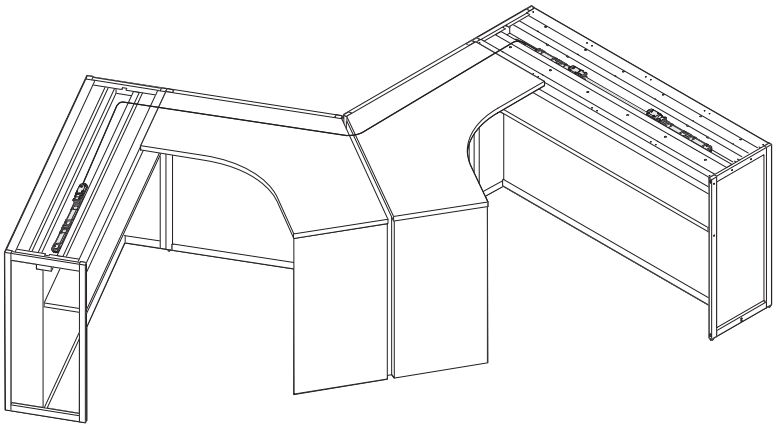

Counters at the same height of the worksurface, power is routed out the vertical wire manager, underneath the worksurface, and back in the next Counters' vertical wire manager.

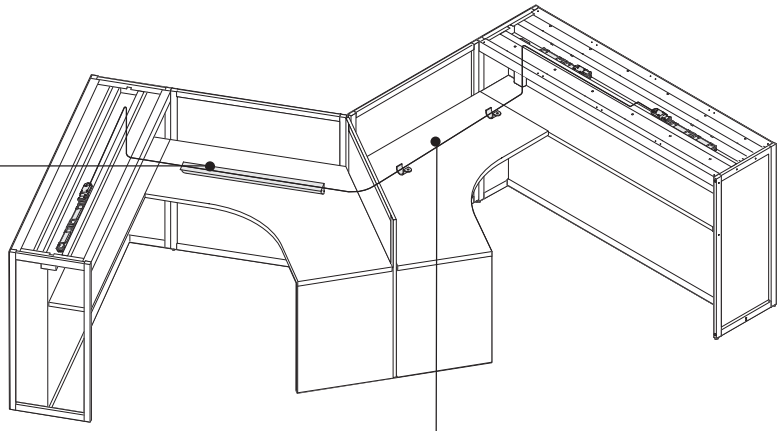

Counters at different height than the worksurface, power is routed out the vertical wire manager, underneath the worksurface, and back in the next Counters' vertical wire manager.

C-clamps and Horizontal Cord Managers (TSTECM) are included with power jumpers for installation.

Electrical Facts

Benching Jumpers

Power is routed 4" from the back edge of the worksurface to position jumper away from the user.

Benching jumpers are called out separately because they require additional jumper length in order to position the jumper a minimum 18" away from the user side.

Multiple surfaces can be used as long as they do not exceed the 10' width max between Counters.

▶Specifying, pages 220-222

Standard Rules

1. Counters and worksurfaces must be connected
2. Jumpers must be secured
3. In-line jumpers: 2' minimum, and 4' maximum between Counters

Side-by-side and benching jumpers: 4' minimum, and 10' maximum between Counter.

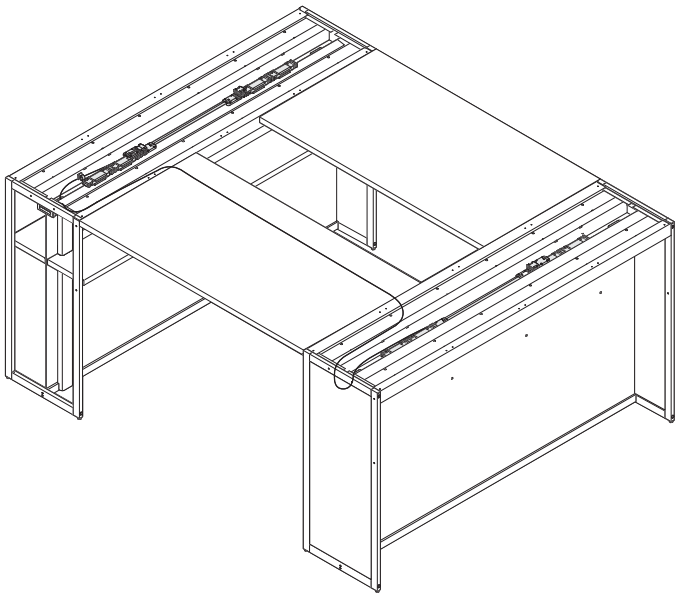

Counters at the same height of the worksurface, power is routed down the vertical wire manager, underneath the worksurface, and back up to the next Counters' vertical wire manager.

C-clamps and Horizontal Cord Managers (TSTECM) are included with power jumpers for installation.

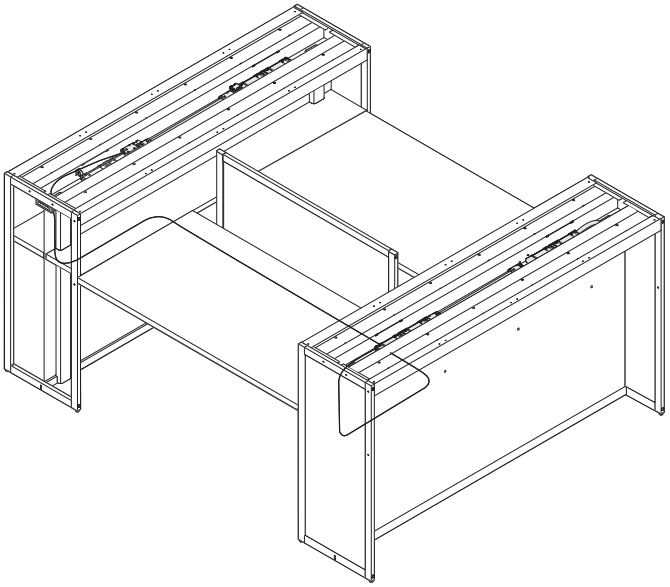

Counters at different height than the worksurface, power is routed down the vertical wire manager, underneath the worksurface, and back up to the next Counters' vertical wire manager.

Steelcase
April 2021

Worksurface-Height Power and Communication Accessories Facts

Power and data accessories can mount at any location on worksurfaces and shelves.

Worksurface mounted accessories simply clamp onto worksurfaces.

Grommets for retractable power (TSTERPDWR) are field installed.
▶Page 226

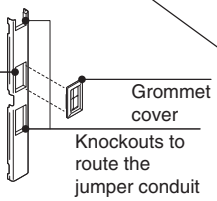

Vertical Cord Cover (TSTECC30, TSTECC42) comes in two height 30" and 42", and is used to conceal and route cables vertically. Data ports can be installed in the Vertical Cord Cover and sits proud. Vertical Cord Cover Grommet (TSTEGC) for data/power cable routing.

Note: Communication voice/data jacks are customer provided: The manufacturer of the communication port in the Vertical Cord Cover picture is HellermannTyton style number's: FPFURN3 – FW (furniture white), FPFURN3 – BLK (black).

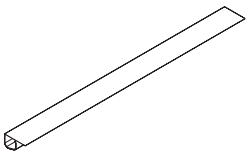

Horizontal Cord Manager (TSTECM) is available in a standard 56" length, and is field installed. The cord manager is cut to size during field installation. Used to conceal and route cables underneath the worksurface.
▶Page 225

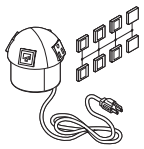

Worksurface-mounted power and communication sphere (TSTERPDWD) is field installed for all worksurfaces except 120° worksurfaces.
▶Page 225

Worksurface-Height Power and Communication Accessories Facts

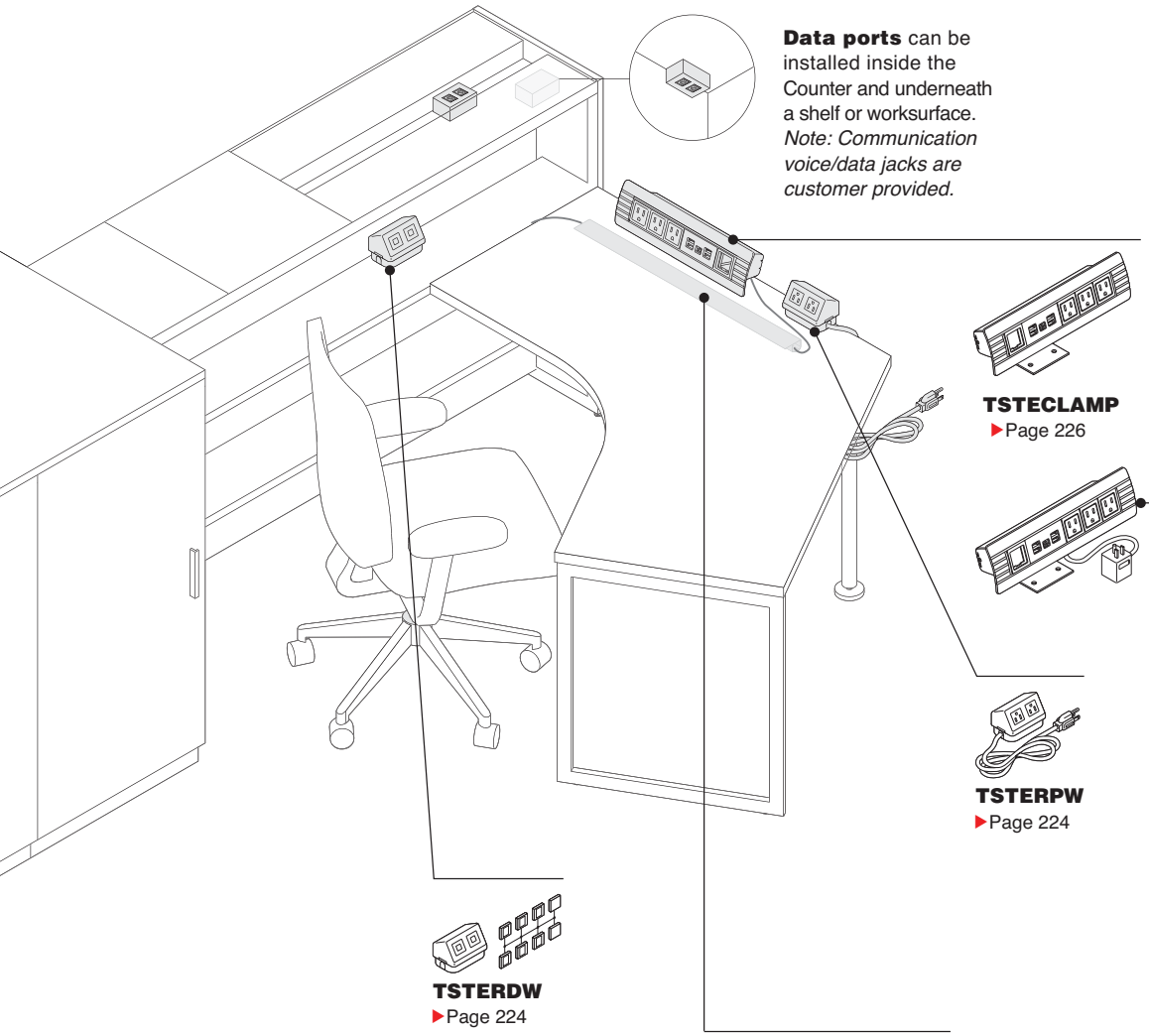

Data ports can be installed inside the Counter and underneath a shelf or worksurface. *Note: Communication voice/data jacks are customer provided.*

Tour clamp-on accessories work on surfaces ¾" to 1¼" thick. They do not work on surfaces over 1¼" thick.

A surger power block will be used instead of a standard 3-prong, when ordering three or more power receptacles.

Horizontal Cord Manager (TSTECM) keeps cords secure and can be cut in field to appropriate size.

Bench Component Facts

Tour benching products consist of a Bench Trough and Screen. The Trough has functional dimensions of 4⅜"D x 10½"W x 60-72"L providing ample space to store and manage cables. The open design allows for quick connect/disconnect access.

▶Specifying, page 228

Bench Screen is painted steel and attaches to the center of the Bench Trough. It accepts magnetic accessories such as the magnetic tackboards and markerboards.

The worksurfaces overhang the Bench Trough for clamp on accessories. There are also four cut-outs in the trough to provide additional space for clamp on accessories.

Bench Trough is painted steel and telescopes from 60" to 72" to accommodate different worksurface lengths. When used with two 30" deep worksurfaces the overall depth of worksurface and trough will be 70" to match the Counter shelf length. When used with two 24" deep worksurface the overall depth of the worksurface and trough will be inset 6" on both sides of the shelf.

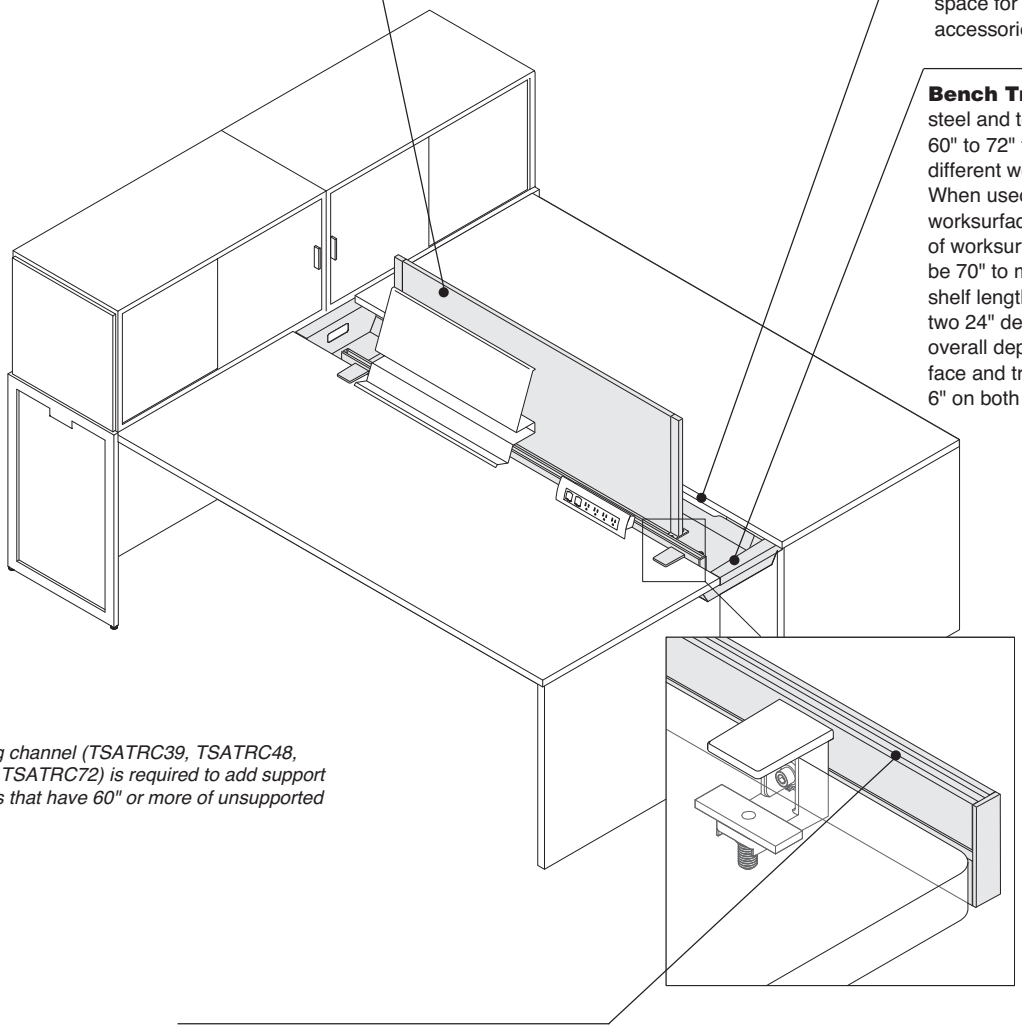

Tip: Reinforcing channel (TSATRC39, TSATRC48, TSATRC57, or TSATRC72) is required to add support to worksurfaces that have 60" or more of unsupported kneespace.

Tour SOTO rail has attachment hole locations that line up with Bench Trough cut-outs.

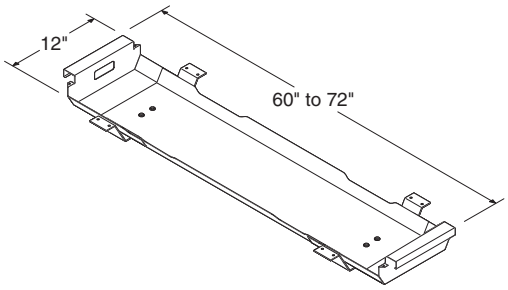

Worksurface and Shelf Facts

Worksurface has a wood core with plastic edge band. Low-Pressure Laminates (LPL) and High-Pressure Laminates (HPL) are available. Plastic edge band color is selectable. Because the actual thickness of LPL, HPL, and wood veneer worksurfaces are slightly different, it is recommended that only worksurfaces of the same type are specified in a single application. In addition, there may be a sheen or texture difference when using LPL or HPL in adjacent applications.

Shelves are available in rectangular or extended corner shapes. Shelves can be mounted to one or both sides of the Counters at coffee table height (on 30"H Counter) or at worksurface height and coffee table height (on 42"H Counter). Counters do not require Counter-balancing if shelves are on one side only.

Tour is available in a variety of worksurface and shelf shapes. Directional laminate grain direction is shown.

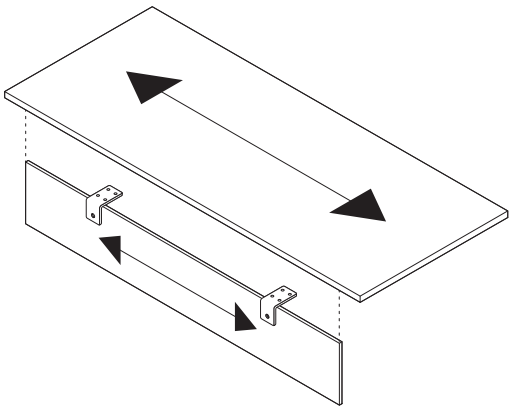

▶Specifying, pages 230-233, 237

Shelves can be placed at any height on the Counter. *Note: Holes are pre-drilled at specific heights. When planning to have a worksurface attached, be sure to place the shelf at a height that can be accommodated by a worksurface support. Height-adjustable post legs and the adjustable round table bases allow for some flexibility.

User's edge profile is plastic with a 3 mm radius. Back edge and edge that joins to adjacent worksurface is 1 mm.

All shelves have a cutout for vertical cord manager.

21"D and 33"D rectangular shelves and corner shelf require additional support of a post leg or end support.

Note: 21"D shelf provides 12" of worksurface space beyond the Counter, the 33"D shelf provides 24".

Tip: Reinforcing channel (TSATRC39, TSATRC48, TSATRC57, or TSATRC72) is required to add support to worksurfaces that have 60" or more of unsupported kneespace.

Palletizing streamlines unloading and staging of worksurfaces. Identical worksurfaces ordered on the same line item are packed on pallets containing 10–20 worksurfaces. Remaining worksurfaces are packed individually in cartons. If palletizing is not desired, order in quantities of nine or less per line item. For maximum unload efficiency, utilize pallet handling equipment at job site whenever possible.

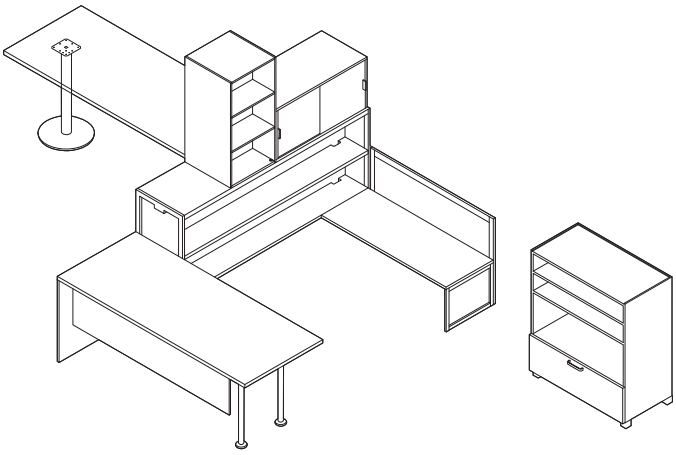

21"D and 33"D shelves extend 12" and 24" respectively outside the footprint of a Counter. When a worksurface is attached to a shelf in a return configuration, the workstation can be wrapped in screens as a 6" module is maintained.
Tip: These shelves require additional support such as a post leg or an end panel support.

Steelcase
April 2021

Worksurface Supports Facts

Supports are ordered separately and installed in the field.

Mounting hardware is included with each type of support.

Recommended worksurface supports for some specific applications are shown below.

Frame worksurface support cannot support both ends of a freestanding worksurface. Frame worksurface support has leveling glides. Use a laminate worksurface support, two post legs, or a round table base on one end.

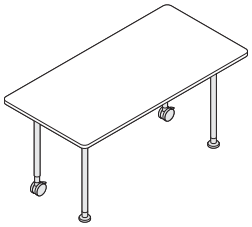

Table legs can be ordered individually to create a combination of two legs with levelers and two legs with casters.

▶Specifying, pages 234-236

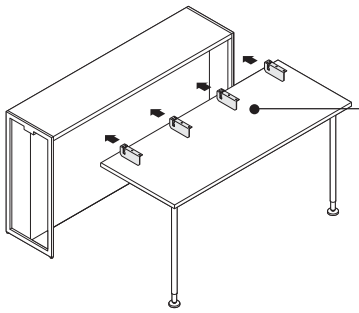

If worksurface is attached directly to the top of Counter in a parallel application, two sets of Counter-to-worksurface tie plates are required.

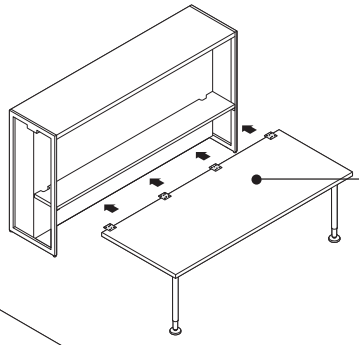

If worksurface is attached to a shelf in a parallel application, two sets of shelf-to-worksurface tie plates are required.

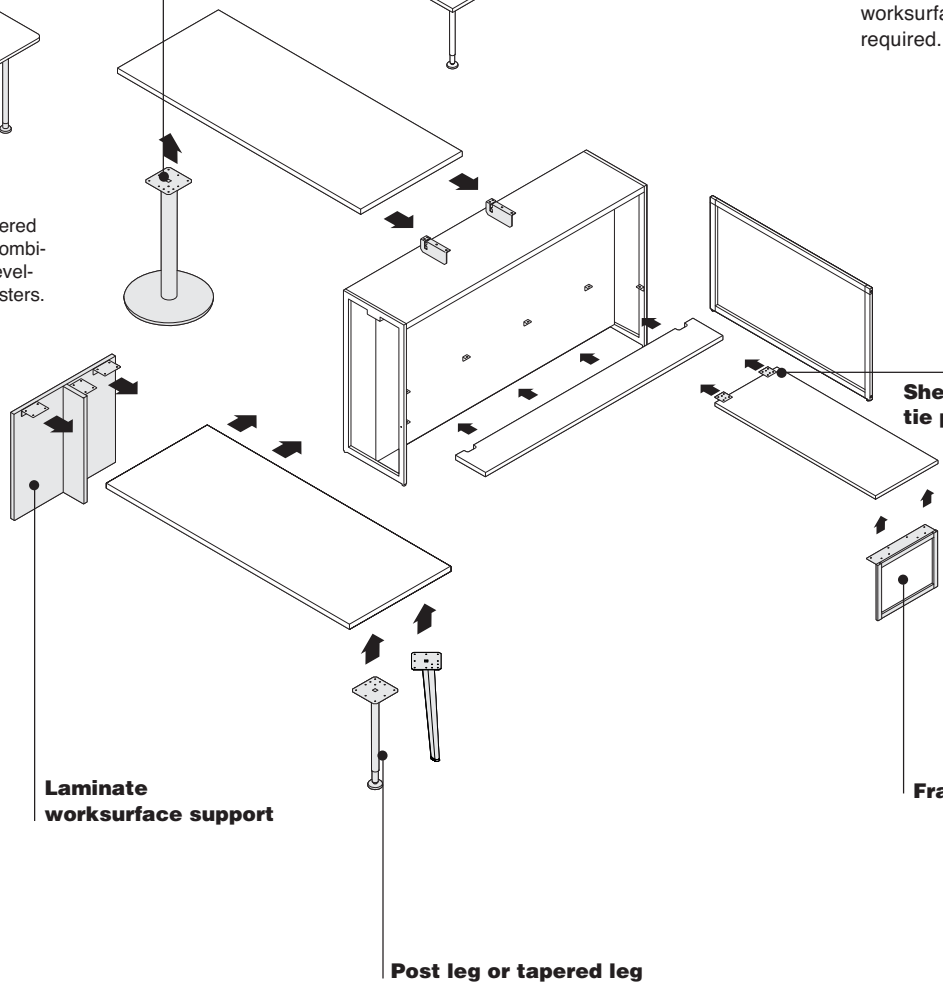

▶Specifying, pages 234–236

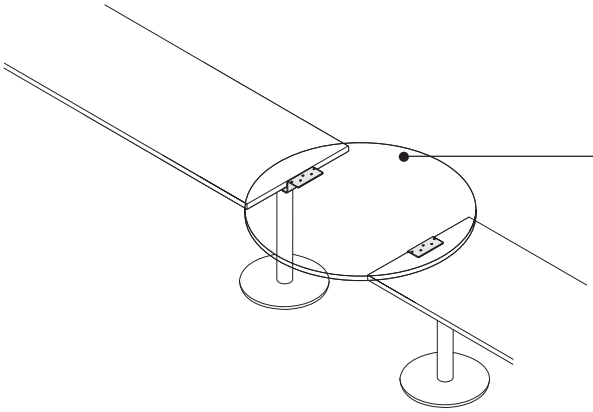

Floating round worksurface support is approved to work with 30" and 36" diameter worksurfaces. Round worksurfaces can overlap a tapered or straight worksurface by 2" minimum to 8" maximum.

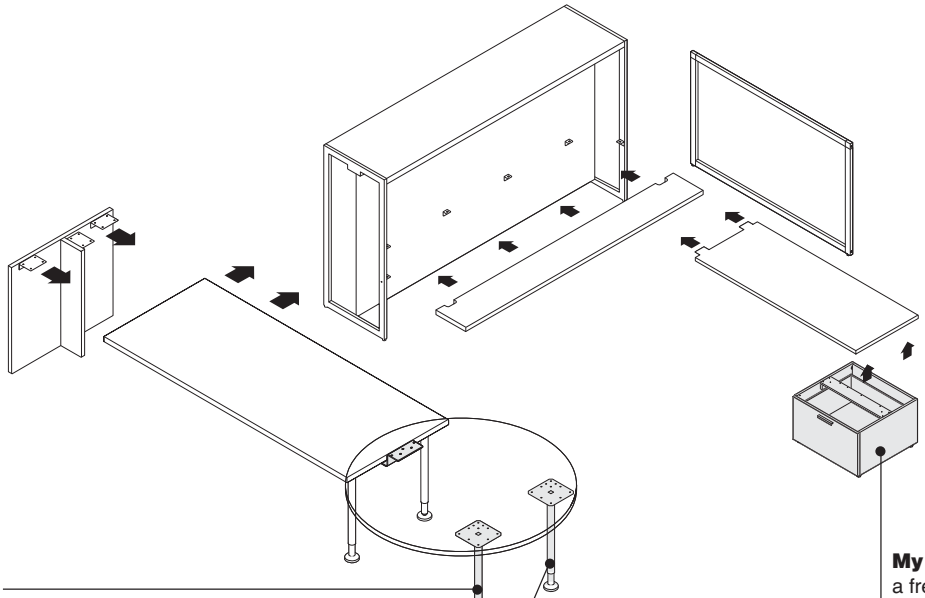

When only one side of a floating round worksurface is overlapping, additional support is required, such as two adjustable post legs or a Tour round table base.

Adjustable-height post legs are recommended to offset the 1" taller worksurface height.

My File cannot be used in a freestanding configuration. My File must be used at the opposite end of a worksurface attached to a Counter shelf.

Screen and Screen Connector Facts

Screens are constructed with a clear anodized aluminum frame with a laminate infill.

Screens can be connected inline, 120º screen application with two or three screens, or in L-, or T-configurations to other screens or to Counter end supports. Connection hardware is ordered separately.

Screens are non-load bearing.

Screen connection hardware require a T27 TOR X driver bit.

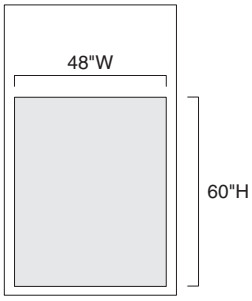

Tour screens are not available in widths larger than 48". The laminate infill used in the construction of screens are only available in 4' x 8' sheets. Directional laminates will run vertically on all sizes of Tour screens.

▶Specifying, pages 239–240

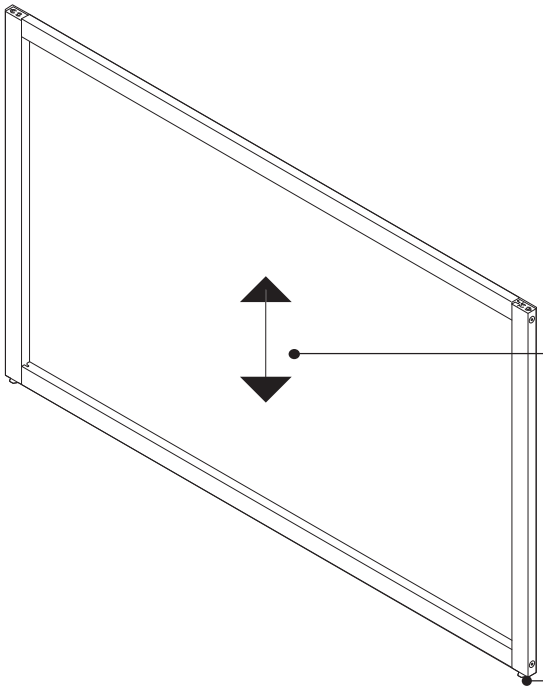

Directional laminate is vertical on screen infills.

Leveling glides adjust ½" to accommodate uneven floors.

Nominal Screen Height	Actual Screen Height
30"H	28.55"H
42"H	41.68"H
48"H	48.58"H
60"H	58.98"H

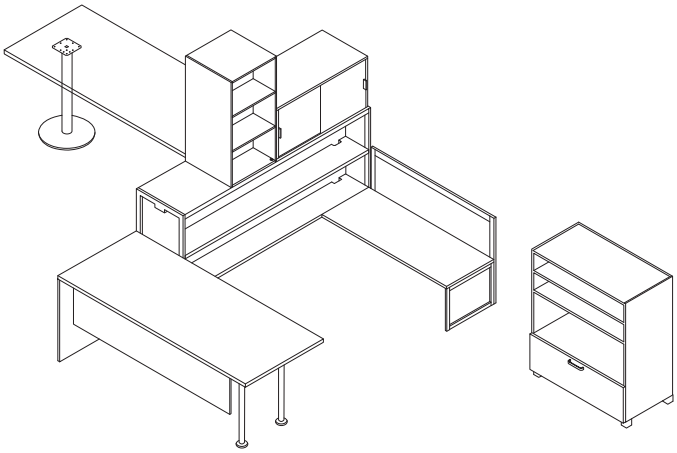

Screen connectors are steel components that facilitate the attachment of screens in different configurations. Brackets are ordered separately.

▶Specifying, pages 239–240

Two-way same height (Inline or L-configuration, TSTPBSH2)

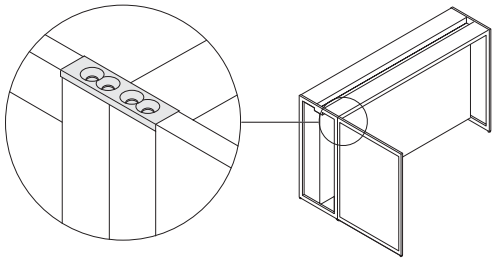

Three-way same height (T-configuration, TSTPBSH3)

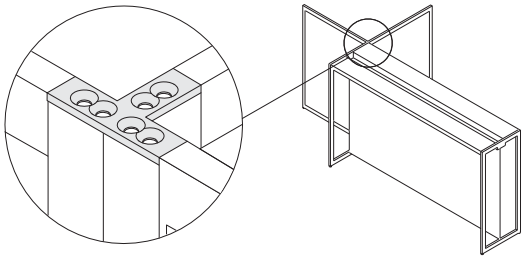

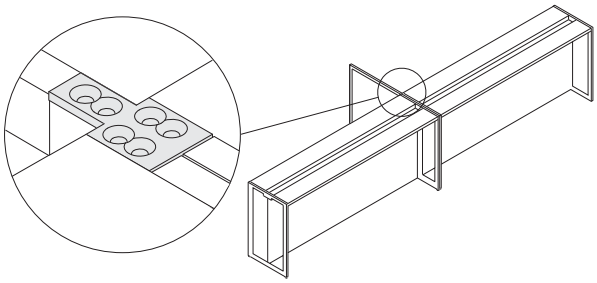

Two-way change-of-height (Inline or L-configuration, TSTPBCOH2)

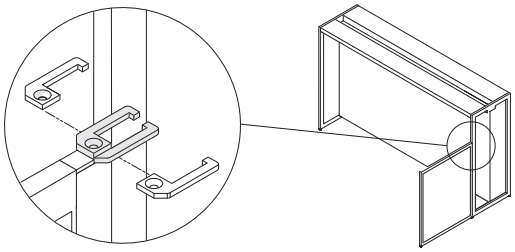

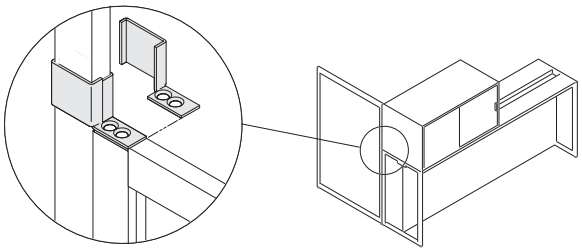

▶Specifying, pages 239–240

Three-way change-of-height (T-configuration, TSTPBCOH3)

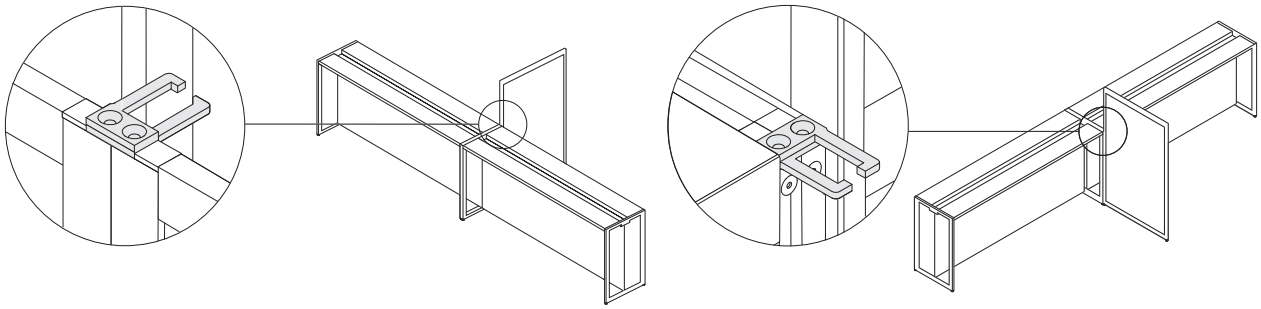

Two-way same height (120° configuration, TSTPB120)

* Two-way 120° brackets can only be used when both screens are at the same height.

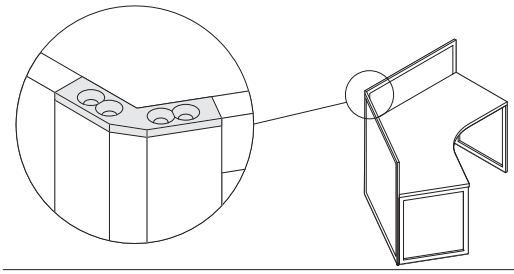

Three-way same height (120° configuration, TSTPB120Y)

* Three-way 120° brackets can only be used when all screens are at the same height.

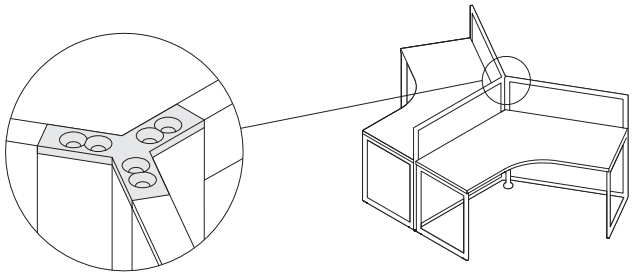

Worksurface-to-screen (TSTPBWT)

* Worksurface-to-screen tie draws the screen tighter to the worksurface when at the end of a configuration.

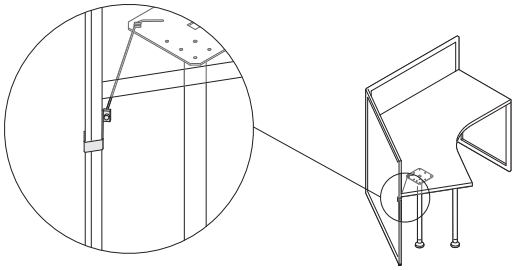

HV Cabinet Facts

HV cabinet is a steel cabinet with a laminate center divider and a 7"D steel shelf. The HV cabinet is designed to sit on its side or end on a Counter or on its side on a Pile File. Two cabinets laid on their side fit on a Counter, and take the place of a Countertop.
▶Specifying, pages 241–242
Tip: HV cabinet center divider laminate color number defaults based on the paint selection.
▶Page 247

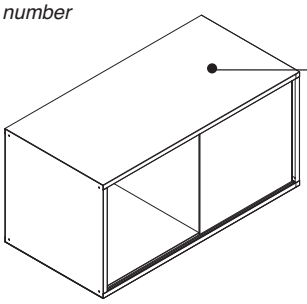

Shared HV cabinet gives users on both sides one 18"D x 18"W cube for storage. Available open or with the option of a door on each side. The shared HV cabinet is a steel cabinet with a steel center divider, but it does not have a 7"D steel shelf.

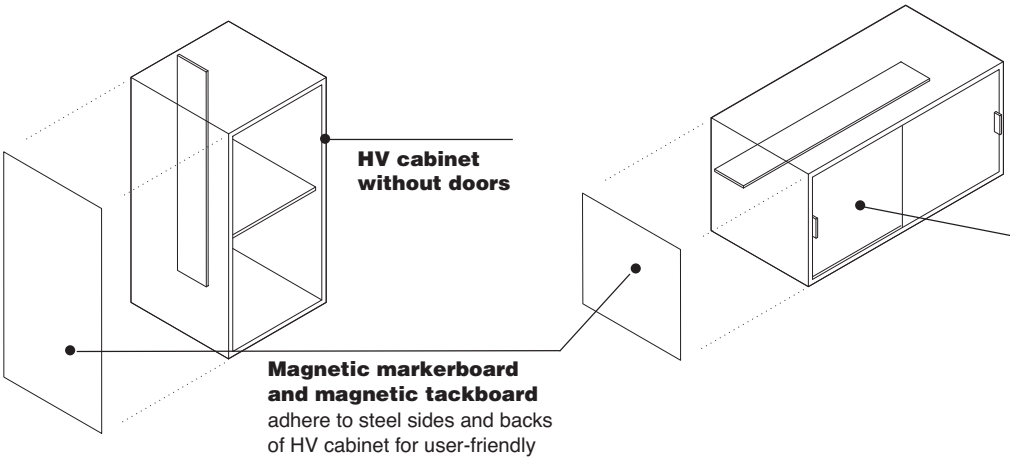

HV cabinet without doors

Sliding doors with pulls are optional on the HV cabinet and can be ordered as a single or double door. Sliding doors can be ordered in laminate. Optional doors do not lock.

Magnetic markerboard and magnetic tackboard adhere to steel sides and backs of HV cabinet for user-friendly writing surface, notes, and pictures.

Horizontal/vertical cabinets ship fully assembled.

Up to three HV cabinets can be placed on top of one Counter. One HV cabinet must be horizontal for the application of three cabinets.

For stability, the HV cabinet comes with four small screws to attach the HV cabinet to the Counter for the following conditions:
- When the HV cabinet is in a vertical position in a seismic zone.
- When the HV cabinet is in a vertical position without another HV cabinet next to it.

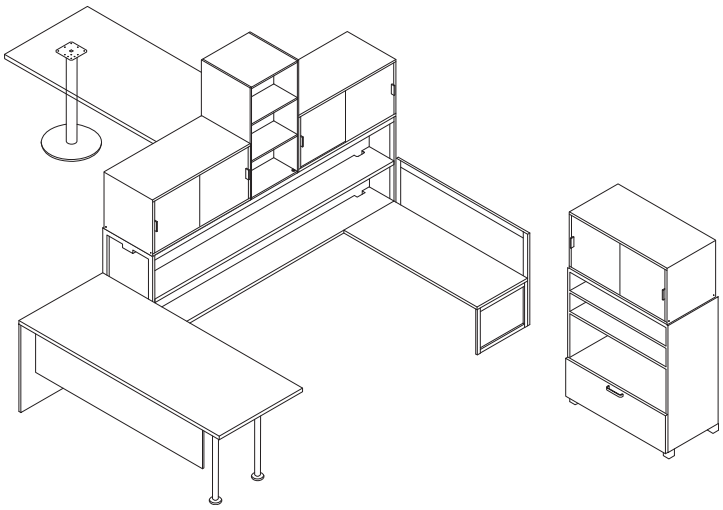

Bookcase Facts

Shared bookcase is a laminate cabinet with a center divider between the front and back; and two fixed shelves on each side. Primary use is a shared component between users on opposite sides of Counter. The shared bookcase is designed to sit on it's side or end, on a Counter, or on it's side on a Pile File. A bookcase takes the place of Countertops.

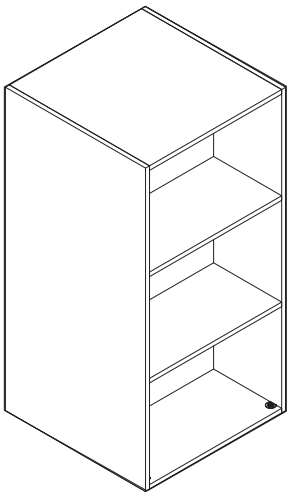

▶Specifying, page 243

Personal bookcase is a one-sided laminate cabinet with one fixed shelf. Primary use is as a personal bookcase accessible from one side of a Counter. If used on a Counter, two personal bookcases must be ordered and placed back-to-back to take the place of one 18"W x 18"W Countertop.

A personal bookcase can be specified with optional feet for use at the bottom of a Counter. Includes a bracket to connect to bottom horizontal frame of Counter.

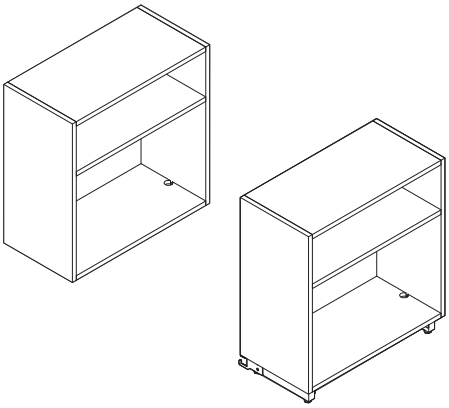

Shared bookcase and personal bookcase ship fully-assembled. Optional feet for personal bookcase must be field-assembled.

Possible Configurations of HV Cabinets and Bookcases

Two personal bookcases (placed back-to-back) can replace one HV cabinet or shared bookcase in the vertical position.

No more than three HV cabinets or shared bookcases may be placed on a single Counter. When three components are placed on a single Counter, one component MUST be laying on it's 36"W side.

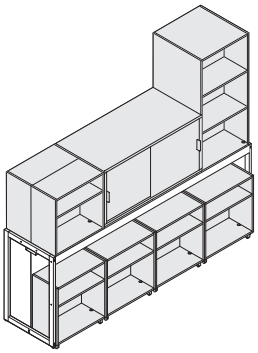

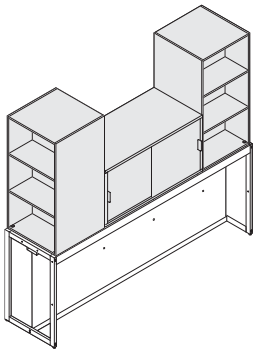

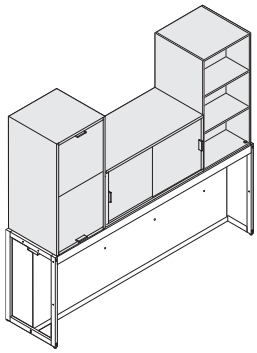

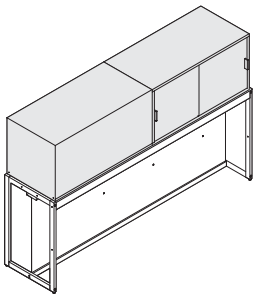

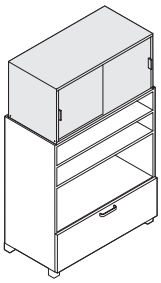

A single HV cabinet or shared bookcase can be mounted in a horizontal position on top of a Pile File.

Steelcase
April 2021

My File Facts

My File is constructed of laminate sides and drawer front with steel drawer body. My File has a full 22" of functional depth. Back of drawer has metal box with an open floor and accommodates suspended side-to-side letter filing. Front of drawer has an unique 9" x 18" storage cubby to store personal items. There are two My File sizes available: 18"W and 36"W.

▶Specifying, pages 244

Back of drawer has metal box with an open floor and accommodates suspended side-to-side letter filing.

Top is open to attach beneath a worksurface. A 6" minimum of worksurface is required beyond the footprint of the file to attach to the Counter shelf. Example: if (2) two My Files are used 18" + 18" = 36", a 42" worksurface or longer must be used.

Freestanding configuration cannot be used with My Files. It must be at the opposite end of a worksurface that is attached to a Counter shelf.

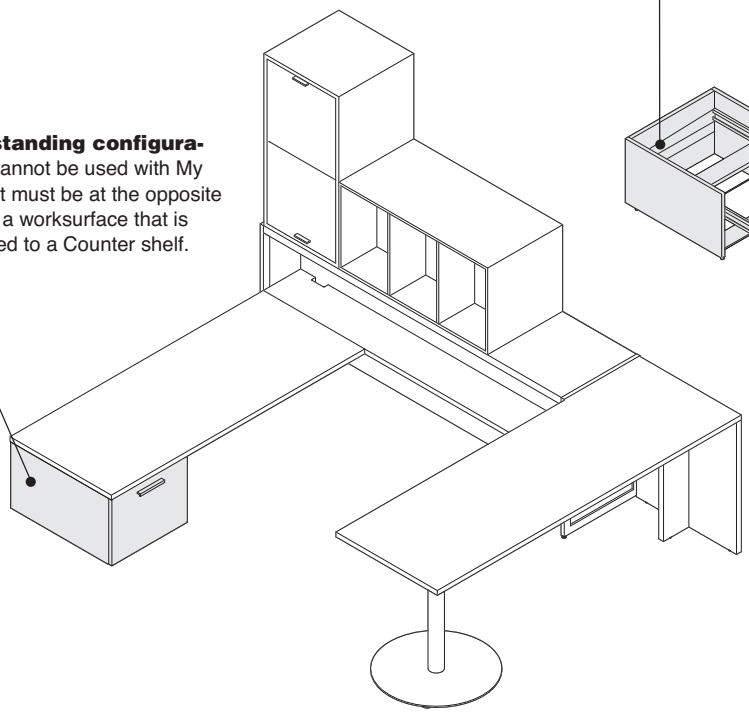

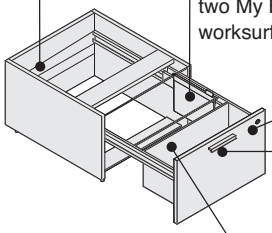

Drawer has an optional front-removable lock.

Ledge pull is standard on the My File.

Front of drawer has a unique 9" x 18" storage cubby to store personal items.

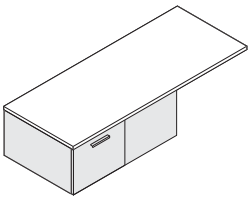

My File can be installed in opposite directions to accommodate two users.

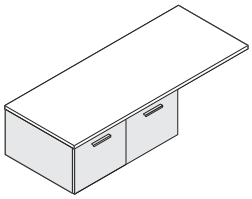

My File can be installed side-by-side for twice the storage and filing capability.

Multiple My Files can be installed next to one another facing the same direction or in opposite directions just as long as there is 6" minimum open worksurface left to attach to the Counter shelf.

Pile File Facts

Pile File is constructed of laminate sides and drawer front with a steel back and top. Two pullout laminate shelves and a full-size lateral file drawer provide storage and user flexibility.

▶Specifying, page 245

Ledge pull is standard on the lateral file drawer.

Two 18"W or one 36"W Countertop nestle into the top of a Pile File to provide a flush surface. Countertops are ordered separately.
Tip: Actual outside to outside width is 36⅘"W.

Lateral file drawer accommodates letter-size side-to-side filing. For legal-size front-to-back filing, use 15" universal storage rail RXADRL15.

Lateral file drawer has an optional front-removable lock.

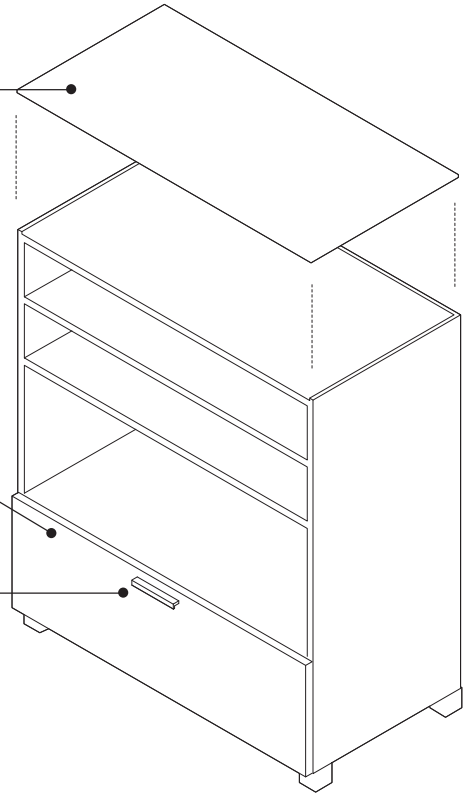

Pile File top and back can be covered with a magnetic markerboard or tackboard for a user-friendly writing surface.

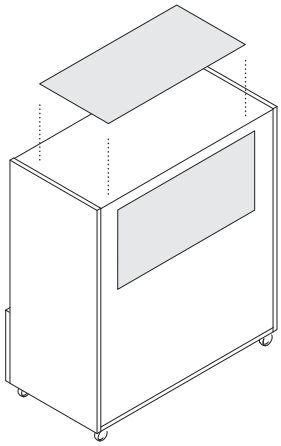

Optional casters allow for mobility.

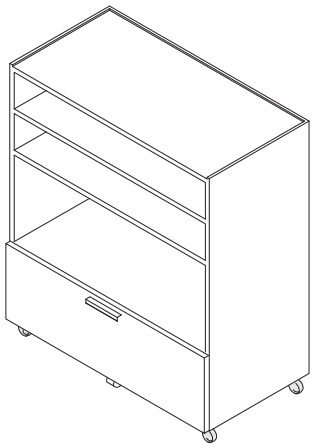

Top of Pile File can be left open or accommodate a HV cabinet.

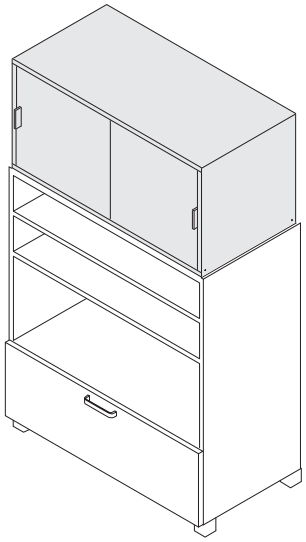

Counters and Countertops

Counters

	Standard Includes	Required to Specify
▶Need help? Product details, page 191	• Counter top tray: paint price group 1 • Counter frame support: Clear Anodized Aluminum • Center infill: Low-Pressure Laminate • Adjustable leveling glides • Counter-to-Counter attachment hardware: 4799 Platinum • Shipped ready to assemble	1 Style number 2 Paint color number for Counter top tray 3 Laminate color number for center infill 4 Options, if selected (see below) ▶See *Surface Materials,* page 247.

	Options		U.S. Price	Required to Specify
Surface Materials	**Counter top tray**			
	• Paint price group 1		No cost	Specify paint color number.
	• Paint price group 2		+$ 36	Specify paint color number.
	Steel center infill			
	• Paint price group 1	30"H	+$250	Specify paint color number.
	• Paint price group 2	30"H	+$309	Specify paint color number.
	• Paint price group 1	42"H	+$376	Specify paint color number.
	• Paint price group 2	42"H	+$435	Specify paint color number.
	End panel infill (both ends)			
	• Low-Pressure Laminate	30"H	+$103	Specify laminate color number.
	• Low-Pressure Laminate	42"H	+$136	Specify laminate color number.
Related Products	• Countertops			▶Page 215
	• Electrical components			▶Page 216
	• Magnetic tackboard			▶Page 246

Tip: Woodgrain laminate runs horizontal on the Counter center infill and vertically on the optional end panel infills.

Tip: Optional power does not include base-in. Refer to electrical components for more information on page 216.

Tip: For 2-circuit or 4-circuit power, refer to electrical components on page 216.

Specification Information

Dimensions D	W	H	Style Number	U.S. Base Price
18"	72"	30"	**TSTMC3072**	$1197
18"	72"	42"	**TSTMC4272**	$1351

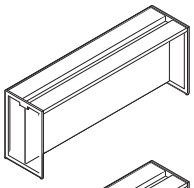

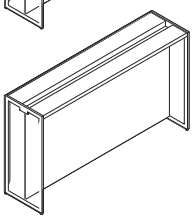

For Canadian Pricing
Multiply U.S. Price by the Canadian price factor.
▶See page 1 for details.

Countertops

Standard Includes	Required to Specify
▶Need help? Product details, page 191 • Countertop: Low-Pressure Laminate • Shipped ready to assemble	1 Style number 2 Low-Pressure Laminate color number for Countertop ▶See *Surface Materials*, page 247.

Related Products	
• Counters	▶Page 214

Specification Information

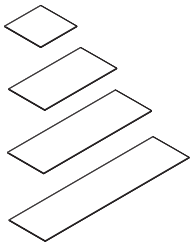

Countertops

Dimensions D	Dimensions W	Style Number	U.S. Price
18"	18"	**TSTMCT1818**	$ 68
18"	36"	**TSTMCT1836**	$112
18"	54"	**TSTMCT1854**	$150
18"	72"	**TSTMCT1872**	$208

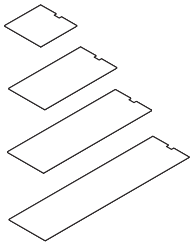

Notched Countertops

Dimensions D	Dimensions W	Style Number	U.S. Price
18"	18"	**TSTMCTN1818**	$ 76
18"	36"	**TSTMCTN1836**	$119
18"	54"	**TSTMCTN1854**	$157
18"	72"	**TSTMCTN1872**	$216

For Canadian Pricing
Multiply U.S. Price by the Canadian price factor.
▶See page 1 for details.

Electrical Components

Base Power-Ins

	Standard Includes	Required to Specify
▶Need help? Product details, page 192	• Receptacle base power-in, 24" long cord with wall plug • 2-circuit hardwired base power-in, 84" long x 3/8" diameter flexible galvanized steel conduit • Modular connection for 2-circuit powerway • In-line connector to allow connection at middle of run • 4-circuit hardwired base power-in - One hardwired base power-in with Line 1 and Line 2 receptacle, and a 84" long x 3/8" diameter flexible galvanized steel conduit - One hardwired base power-in with Line 3 and Line 4 receptacle, and a 124" long x 3/8" diameter flexible galvanized steel conduit	Style number

Related Products	
• Powerways	▶Page 218

Specification Information

Counter Height	Style Number	U.S. Price
Hardwired Base Power-In, 2-Circuit, Line 1 and Line 2		
84"	**TSTEPBT2**	$136
San Francisco Base Power-In, 2-Circuit, Line 1 and Line 2		
30"	**TSTEPBT230SF**	$170
42"	**TSTEPBT242SF**	$170

▶**Specification Information, continued on next page**

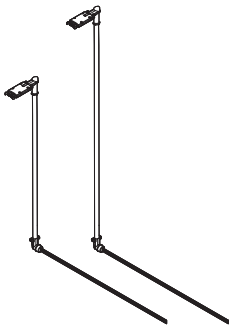

For Canadian Pricing
Multiply U.S. Price by the Canadian price factor.
▶See page 1 for details.

▶**Specification Information, continued from previous page**

Specification Information



Hardwired Base Power-In, 4-Circuit, Line 1 and Line 2, Line 3 and Line 4

Counter Height	Style Number	U.S. Price
94", 124"	**TSTEPBT4**	$341

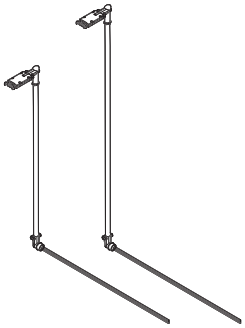

San Francisco Base Power-In, 4-Circuit, Line 1 and Line 2, Line 3 and Line 4

30"	**TSTEPBT430SF**	$375
42"	**TSTEPBT442SF**	$375

For Canadian Pricing
Multiply U.S. Price by the Canadian price factor.
▶See page 1 for details.

Powerways

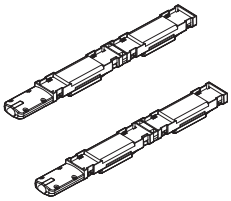

Tip: Conduit comes from the base power-in.

Tip: Power runs through spine of Counter and is "plug-and-play".

	Standard Includes	Required to Specify
▶Need help? Product details, page 192	• 72" powerway with four duplex receptacles for 2-circuit powerways: 6000 black • 72" powerway for 4-circuit with (1) Line 1 and (1) Line 2 receptacle, and (1) Line 3 and (1) Line 4 receptacle • Shipped ready to install	Style number

Related Products	
• Counters	▶Page 214

Specification Information

Style Number	U.S. Price
2-Circuit Powerway - Line 1 and Line 2	
TSTEP272	$293
4-Circuit Powerway - Line 1 and Line 2 Receptacle, Line 3 and Line 4 Receptacle	
TSTEP472	$232

Counter-to-Counter Power Connector

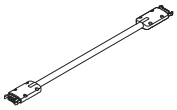

	Standard Includes	Required to Specify
▶Need help? Product details, page 194	• Modular Counter-to-Counter power connector	Style number

Related Products	
• Counters	▶Page 214
• Powerways	▶Page 218

Specification Information

Style Number	U.S. Price
TSTEPC2C	$82

For Canadian Pricing
Multiply U.S. Price by the Canadian price factor.
▶See page 1 for details.

Counter-to-Counter Power Connector, 4-Circuit

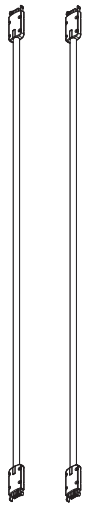

Standard Includes		Required to Specify
▶Need help? Product details, page 192	• Modular Counter-to-Counter power connector	Style number

Related Products	
• Counters	▶Page 214
• Powerways	▶Page 218

Specification Information

Style Number	U.S. Price
TSTEPC2C4	$192

For Canadian Pricing
Multiply U.S. Price by the Canadian price factor.
▶See page 1 for details.

Power Jumper, 2-Circuit

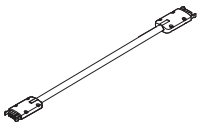

Tip: Power jumpers ship with one or two Horizontal Cord Managers, TSTECW, depending on the length of the power jumper.

	Standard Includes	Required to Specify
▶Need help? Product details, page 196	• Modular Counter-to-Counter power jumper • Horizontal wire manager: black plastic • Attachment hardware	Style number

Related Products	
• Counters	▶Page 214
• Powerways	▶Page 218

Specification Information

Length	Style Number	U.S. Price
69"	**TSTEP2C069**	$273
75"	**TSTEP2C075**	$273
81"	**TSTEP2C081**	$273
87"	**TSTEP2C087**	$273
93"	**TSTEP2C093**	$273
99"	**TSTEP2C099**	$273
105"	**TSTEP2C105**	$273
111"	**TSTEP2C111**	$273
117"	**TSTEP2C117**	$273
120"	**TSTEP2C120**	$273
123"	**TSTEP2C123**	$273
126"	**TSTEP2C126**	$273
129"	**TSTEP2C129**	$273
132"	**TSTEP2C132**	$273
135"	**TSTEP2C135**	$273
138"	**TSTEP2C138**	$273
141"	**TSTEP2C141**	$273
144"	**TSTEP2C144**	$273
147"	**TSTEP2C147**	$273
150"	**TSTEP2C150**	$273
153"	**TSTEP2C153**	$273
156"	**TSTEP2C156**	$273
159"	**TSTEP2C159**	$273
162"	**TSTEP2C162**	$375
165"	**TSTEP2C165**	$375
168"	**TSTEP2C168**	$375
171"	**TSTEP2C171**	$375
174"	**TSTEP2C174**	$375

▶**Specification Information, continued on next page**

For Canadian Pricing
Multiply U.S. Price by the Canadian price factor.
▶See page 1 for details.

▶**Specification Information, continued from previous page**

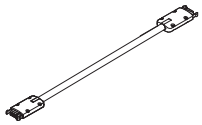

Specification Information

Length	Style Number	U.S. Price
177"	**TSTEP2C177**	$375
180"	**TSTEP2C180**	$375
183"	**TSTEP2C183**	$375
186"	**TSTEP2C186**	$375
189"	**TSTEP2C189**	$375
192"	**TSTEP2C192**	$375
195"	**TSTEP2C195**	$375
198"	**TSTEP2C198**	$375
201"	**TSTEP2C201**	$408
204"	**TSTEP2C204**	$408
207"	**TSTEP2C207**	$408
210"	**TSTEP2C210**	$408
213"	**TSTEP2C213**	$408
216"	**TSTEP2C216**	$408
219"	**TSTEP2C219**	$408
222"	**TSTEP2C222**	$408
225"	**TSTEP2C225**	$408
228"	**TSTEP2C228**	$408

For Canadian Pricing
Multiply U.S. Price by the Canadian price factor.
▶See page 1 for details.

Power Jumper, 4-Circuit

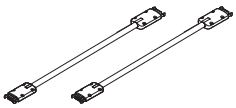

Tip: Power jumpers ship with one or two Horizontal Cord Managers, TSTECW, depending on the length of the power jumper.

Need help?	Standard Includes	Required to Specify
▶Need help? Product details, page 196	• Modular Counter-to-Counter power jumpers • Horizontal wire manager: black plastic • Attachment hardware	Style number

Related Products

• Counters	▶Page 214
• Powerways	▶Page 218

Specification Information

Length	Style Number	U.S. Price
96"	**TSTEP4C096**	$511
102"	**TSTEP4C102**	$511
108"	**TSTEP4C108**	$511
114"	**TSTEP4C114**	$511
120"	**TSTEP4C120**	$511
126"	**TSTEP4C126**	$511
132"	**TSTEP4C132**	$511
138"	**TSTEP4C138**	$511
144"	**TSTEP4C144**	$511
147"	**TSTEP4C147**	$511
150"	**TSTEP4C150**	$511
153"	**TSTEP4C153**	$511
156"	**TSTEP4C156**	$511
159"	**TSTEP4C159**	$511
162"	**TSTEP4C162**	$614
165"	**TSTEP4C165**	$614
168"	**TSTEP4C168**	$614
171"	**TSTEP4C171**	$614
174"	**TSTEP4C174**	$614
177"	**TSTEP4C177**	$614
180"	**TSTEP4C180**	$614
183"	**TSTEP4C183**	$614
186"	**TSTEP4C186**	$614
189"	**TSTEP4C189**	$614
192"	**TSTEP4C192**	$614
195"	**TSTEP4C195**	$614
198"	**TSTEP4C198**	$614

▶**Specification Information, continued on next page**

For Canadian Pricing
Multiply U.S. Price by the Canadian price factor.
▶See page 1 for details.

▶**Specification Information, continued from previous page**

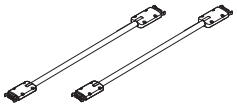

Specification Information

Length	Style Number	U.S. Price
201"	**TSTEP4C201**	$646
204"	**TSTEP4C204**	$646
207"	**TSTEP4C207**	$646
210"	**TSTEP4C210**	$646
213"	**TSTEP4C213**	$646
216"	**TSTEP4C216**	$646
219"	**TSTEP4C219**	$646
222"	**TSTEP4C222**	$646
225"	**TSTEP4C225**	$646
228"	**TSTEP4C228**	$681
231"	**TSTEP4C231**	$681
234"	**TSTEP4C234**	$681
237"	**TSTEP4C237**	$681
240"	**TSTEP4C240**	$681
243"	**TSTEP4C243**	$681
246"	**TSTEP4C246**	$681
249"	**TSTEP4C249**	$681
252"	**TSTEP4C252**	$681
255"	**TSTEP4C255**	$681

For Canadian Pricing
Multiply U.S. Price by the Canadian price factor.
▶See page 1 for details.

Worksurface-Height Power and Communication Accessories

Worksurface Clamp-On Receptacle Packages

Tip: Tour clamp-on accessories work on surfaces ¾" to 1¼" thick. They do not work on surfaces over 1¼" thick.

Tip: For designation of controlled receptacles, order permanent ink stamp with controlled icon; service part (1063909001SR). It includes a pair of stamps, one white and one black. Appropriate receptacles can be stamped at the job site during installation.

	Standard Includes	Required to Specify
▶ Need help? Product details, page 200	• Package of three • Duplex receptacles: black plastic only • 9' cord with three-prong plug: black plastic only	Style number

Specification Information

Style Number	U.S. Price
TSTERPW	$191

Worksurface Clamp-On Communication Module Packages

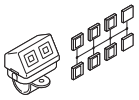

Tip: Many of the AMP, AT&T, Krone, Leviton, and other commercially available data terminals can be used—terminals must be of a design that will snap into 0.695 x 0.650, 0.590 x 0.790, or 0.590 x 0.750 openings, in 0.064 maximum thick faceplates.

Tip: Order jacks by calling any of the manufacturers listed below:
- *AMP Corporation 1.800.522.6752*
- *Leviton 1.800.722.2082*
- *Lucent 1.800.344.0223*
- *Krone 1.800.775.5766*
- *Punduit 1.800.777.3300*

Tip: Tour clamp-on accessories work on surfaces ¾" to 1¼" thick. They do not work on surfaces over 1¼" thick.

	Standard Includes	Required to Specify
▶ Need help? Product details, page 200	• Package of three • Communication housing includes faceplates to accommodate customer-supplied voice/data jacks: black plastic only	Style number

Specification Information

Style Number	U.S. Price
TSTERDW	$125

Worksurface-Mounted Power and Communication Sphere

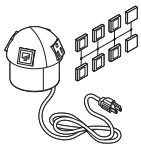

Tip: Sphere is field installed. Use 3"-diameter drill to cut mounting hole at desired location.

Tip: Order jacks by calling any of the manufacturers listed below:
- *AMP Corporation 1.800.522.6752*
- *Leviton 1.800.722.2082*
- *Lucent 1.800.344.0223*
- *Krone 1.800.775.5766*
- *Punduit 1.800.777.3300*

	Standard Includes	Required to Specify
▶ Need help? Product details, page 200	• Sphere with two simplex electrical outlets: black plastic • Faceplates to accommodate two customer-supplied voice/data jacks: black plastic • 6' power cord with three-prong plug: black plastic	Style number

Specification Information

Style Number	U.S. Price
TSTERPDWD	$262

Horizontal Cord Manager

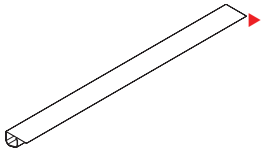

Tip: Cord Manager comes in one width (56") and will need to be field cut to size.

	Standard Includes	Required to Specify
▶ Need help? Product details, page 200	• Horizontal Cord Manager: 6000 Black plastic • Attachment hardware	Style number

Related Products

• Worksurfaces	▶ Pages 231–233
• Shelves	▶ Page 237

Specification Information

Dimensions D	Dimensions W	Dimensions H	Style Number	U.S. Price
2½"	56"	1⅓"	**TSTECM**	$30

For Canadian Pricing
Multiply U.S. Price by the Canadian price factor.
▶ See page 1 for details.

Worksurface Clamp-On Power and Data

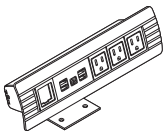

	Standard Includes	Required to Specify
▶ Need help? Product details, page 201	• Worksurface-mounted power and data openings • 10' power cord with three-prong plug: black plastic • Four power receptacles, two data openings, and faceplates provided to accommodate customer-supplied voice/data jacks • Duplex receptacles: black plastic only • Surrounding housing: anodized aluminum	1 Style number 2 Options, if selected (see below)

Tip: Tour clamp-on accessories work on surfaces 3/4" to 1 1/4" thick. They do not work on surfaces over 1 1/4" thick.

Tip: When ordering three or more power receptacles, a surger power block will be used instead of a standard 3-prong.

	Options	U.S. Price	Required to Specify
Power/Data/ USB Hub	• 2 power, 2 data, and 1 USB Hub • 3 power, 1 data, and 1 USB Hub	+$103 +$136	Specify *with 2 power + 2 data + 1 USB hub.* Specify *with 3 power + 1 data + 1 USB hub.*
Related Products	• Counters • Powerways		▶ Page 214 ▶ Page 218

Specification Information

Style Number	U.S. Base Price
TSTECLAMP	$475

Worksurface-Mounted Retractable Power and Data

Field-Installed Cut-Out

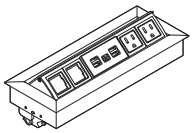

	Standard Includes	Required to Specify
▶ Need help? Product details, page 200	• Worksurface-mounted power and data openings • 10' power cord with three-prong plug: black plastic • Four power receptacles, two data openings, and faceplates provided to accommodate customer-supplied voice/data jacks • Duplex receptacles: black plastic only • Surrounding housing: anodized aluminum	1 Style number 2 Options, if selected (see below)

Tip: Worksurface-Mounted Retractable Power and Data requires a 4" x 11" hole with square corners in the worksurface.

	Options	U.S. Price	Required to Specify
Power/Data/ USB Hub	• 2 power, 2 data, and 1 USB Hub • 3 power, 1 data, and 1 USB Hub	+$103 +$136	Specify *with 2 power + 2 data + 1 USB hub.* Specify *with 3 power + 1 data + 1 USB hub.*
Related Products	• Counters • Powerways		▶ Page 214 ▶ Page 218

Specification Information

Style Number	U.S. Base Price
TSTERPDWR	$511

For Canadian Pricing
Multiply U.S. Price by the Canadian price factor.
▶ See page 1 for details.

Vertical Cord Cover

Tip: There are three knock-outs in the 30" and 42" Vertical Cord Covers (TSTECC30 and TSTECC42). The first and third are available to route Tour power jumpers and the second is standard Decora-size to fit data ports, approximately 1⅜"W x 2⅝"H (actual dimensions 1.310"W x 2.687"H).

Standard Includes	Required to Specify
• Vertical Cord Cover: paint price group 1 • Attachment hardware	1 Style number 2 Paint color number for Vertical Cord Cover 3 Options, if selected (see below) ▶ See *Surface Materials*, page 247.

	Options	U.S. Price	Required to Specify
Surface Materials	• Paint price group 1	No cost	Specify paint color number.
	• Paint price group 2	+$18	Specify paint color number.
Related Products	• Counters		▶ Page 214
	• Vertical Cord Cover Grommet insert		▶ Page 227

Specification Information

Dimensions D	W	H	Style Number	U.S. Base Price
⅞"	2¾"	30"	**TSTECC30**	$55
⅞"	2¾"	42"	**TSTECC42**	$68

Vertical Cord Cover Grommet Insert

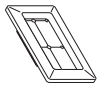

Tip: Vertical Cord Cover Grommet insert fits into the middle Decora size opening on Vertical Cord Cover.

Standard Includes	Required to Specify
• Package of 5 grommet inserts: plastic	1 Style number 2 Plastic color number for grommet insert ▶ See *Surface Materials,* page 247.

Related Products	
• Vertical Cord Cover	▶ Page 227

Specification Information

Style Number	U.S. Price
TSTEGC	$30

For Canadian Pricing
Multiply U.S. Price by the Canadian price factor.
▶ See page 1 for details.

Bench Components

Bench Trough

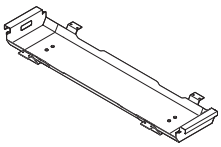

Tip: Bench Trough telescopes from 60"W to 72"W.

	Standard Includes	Required to Specify
▶Need help? Product details, page 202	• Steel telescoping Bench Trough: paint price group 1 • Attachment hardware	1 Style number 2 Paint color number 3 Options, if selected (see below) ▶See *Surface Materials,* page 247.

	Options	U.S. Price	Required to Specify
Surface Materials	• Paint price group 1 • Paint price group 2	No cost +$50	Specify paint color number. Specify paint color number.
Related Products	• Worksurfaces		▶Pages 230–233

Specification Information

• Dimensions D	W	L	• Style Number	• U.S. Base Price
4⅜"	12"	60"–72"	**TSTECBT**	$819

Bench Screen

	Standard Includes	Required to Specify
▶Need help? Product details, page 202	• Steel Bench Screen: paint price group 1 • Attachment hardware	1 Style number 2 Paint color number 3 Options, if selected (see below) ▶See *Surface Materials,* page 247.

	Options	U.S. Price	Required to Specify
Surface Materials	• Paint price group 1 • Paint price group 2	No cost +$50	Specify paint color number. Specify paint color number.
Related Products	• Worksurfaces		▶Pages 230–233

Specification Information

• Dimensions W	H	• Style Number	• U.S. Base Price
48"	22"	**TSTECBDP**	$545

For Canadian Pricing
Multiply U.S. Price by the Canadian price factor.
▶See page 1 for details.

SOTO Rails for Use with Tour



Tip: The colors for plastic end caps, brackets, and stanchions are defaulted by rail color.
▶ See *Worktools Specification Guide* for default paint matrix.

Tip: Allow 1" clearance between worksurface and rail for cable management. Allow 2" for rail mount installed behind a worksurface, and 3¾" overall to install the rail.

Tip: Maximum weight load rails are 2 pounds per linked inch.

Tip: Each clamp requires a 2" footprint above the worksurface, and a 3¼" clearance below the worksurface.

Tip: Tour rails clamp to Tour Bench Troughs. Rails are not applicable for glass surfaces.

Standard Includes	Required to Specify
• Rail: 4799 Platinum Metallic • Plastic end caps, brackets, and stanchions: colors are defaulted by rail color	1 Style number 2 Options, if selected (see below)

	Options	U.S. Price	Required to Specify
Surface Materials	**Rail** Paint price group 3	+$27	Specify paint color number. ▶ See *Surface Materials Reference Manual* for accent paint options.

Related Products	
• SOTO shelves • SOTO worktools	▶ Page 544 ▶ Pages 541-549

Specification Information

Corresponding Table Top Width	Dimensions D	W	H	Style Number	U.S. Base Price
60"	1"	52"	3¼"	**DSRT52**	$285
66"	1"	58"	3¼"	**DSRT58**	$298
72"	1"	64"	3¼"	**DSRT64**	$316

For Canadian Pricing
Multiply U.S. Price by the Canadian price factor.
▶ See page 1 for details.

Straight Worksurfaces

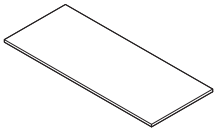

	Standard Includes	Required to Specify
▶Need help? Product details, page 203	• 1⅛"-thick worksurface: Low-Pressure Laminate or High-Pressure Laminate • 3 mm radius profile edge on both user's edges: plastic • 1 mm side edges: plastic default to match user's edges • Shipped ready to install	1 Style number 2 Low-Pressure Laminate or High-Pressure Laminate color number for worksurface 3 Plastic edge band color number for worksurface 4 Options, if selected (see below) ▶See *Surface Materials,* page 247

	Options	U.S. Price	Required to Specify
Surface Materials	**High-Pressure Laminate worksurfaces** • Open Line laminate	+$77 plus cost of laminate	▶See *Surface Materials Reference Manual.*
Related Products	• Worksurface supports • Modesty panels • Reinforcing channel		▶Pages 234–236 ▶Page 238 ▶Page 236

Tip: Reinforcing channel (TSATRC39, TSATRC48, TSATRC57, or TSATRC72) is required to add support to worksurfaces that have 60" or more of unsupported kneespace.
▶Page 236

Tip: Standard worksurfaces are 1⅛" thick. However, the actual thickness between Low-Pressure Laminate (LPL) and High-Pressure Laminate (HPL) worksurfaces is slightly different. It is recommended that only worksurfaces of the same type are specified in a given application. In addition, there may be sheen or texture differences when using LPL and HPL in adjacent applications. Please use caution when mixing and matching different worksurface types.

Specification Information

Worksurfaces

Dimensions D	Dimensions W	Style Number LPL	U.S. Price	Style Number HPL	U.S. Base Price
18"	42"	**TSTWLR1842**	$174	**TSTWHR1842**	$236
18"	48"	**TSTWLR1848**	$191	**TSTWHR1848**	$253
18"	54"	**TSTWLR1854**	$228	**TSTWHR1854**	$290
24"	36"	**TSTWLR2436**	$169	**TSTWHR2436**	$231
24"	42"	**TSTWLR2442**	$185	**TSTWHR2442**	$247
24"	48"	**TSTWLR2448**	$210	**TSTWHR2448**	$272
24"	54"	**TSTWLR2454**	$248	**TSTWHR2454**	$310
24"	60"	**TSTWLR2460**	$266	**TSTWHR2460**	$328
24"	66"	**TSTWLR2466**	$302	**TSTWHR2466**	$364
24"	72"	**TSTWLR2472**	$314	**TSTWHR2472**	$376
30"	60"	**TSTWLR3060**	$320	**TSTWHR3060**	$377
30"	66"	**TSTWLR3066**	$333	**TSTWHR3066**	$386
30"	72"	**TSTWLR3072**	$342	**TSTWHR3072**	$404

For Canadian Pricing
Multiply U.S. Price by the Canadian price factor.
▶See page 1 for details.

Tapered Worksurfaces

	Standard Includes	Required to Specify
▶Need help? Product details, page 203	• 1⅛"-thick worksurface: Low-Pressure Laminate or High-Pressure Laminate • 3 mm radius profile edge on tapered edge: plastic • 1 mm side and back edges: plastic default to match tapered edge • Shipped ready to install	1 Style number 2 Low-Pressure Laminate or High-Pressure Laminate color number for worksurface 3 Plastic edge band color number for worksurface 4 Options, if selected (see below) ▶See *Surface Materials,* page 247

	Options	U.S. Price	Required to Specify
Surface Materials	**High-Pressure Laminate worksurfaces**		
	• Open Line laminate	+$77 plus cost of laminate	▶See *Surface Materials Reference Manual.*
Related Products	• Worksurface supports • Modesty panels • Reinforcing channel		▶Pages 234–236 ▶Page 238 ▶Page 236

Tip: Reinforcing channel (TSATRC39, TSATRC48, TSATRC57, or TSATRC72) is required to add support to worksurfaces that have 60" or more of unsupported kneespace.
▶Page 236

Tip: Standard worksurfaces are 1⅛" thick. However, the actual thickness between Low-Pressure Laminate (LPL) and High-Pressure Laminate (HPL) worksurfaces is slightly different. It is recommended that only worksurfaces of the same type are specified in a given application. In addition, there may be sheen or texture differences when using LPL and HPL in adjacent applications. Please use caution when mixing and matching different worksurface types.

Specification Information

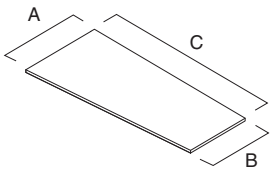

Left-Hand Worksurfaces

Dimensions A	B	C	Style Number LPL	U.S. Price	Style Number HPL	U.S. Base Price
30"	24"	48"	**TSTWLT3248**	$451	**TSTWHT3248**	$521
30"	24"	54"	**TSTWLT3254**	$483	**TSTWHT3254**	$559
30"	24"	60"	**TSTWLT3260**	$510	**TSTWHT3260**	$600
30"	24"	66"	**TSTWLT3266**	$543	**TSTWHT3266**	$642
30"	24"	72"	**TSTWLT3272**	$578	**TSTWHT3272**	$689

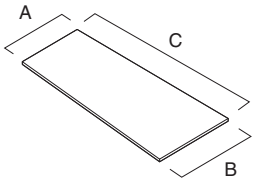

Right-Hand Worksurfaces

24"	30"	48"	**TSTWLT2348**	$451	**TSTWHT2348**	$521
24"	30"	54"	**TSTWLT2354**	$483	**TSTWHT2354**	$559
24"	30"	60"	**TSTWLT2360**	$510	**TSTWHT2360**	$600
24"	30"	66"	**TSTWLT2366**	$543	**TSTWHT2366**	$642
24"	30"	72"	**TSTWLT2372**	$578	**TSTWHT2372**	$689

120° Corner Worksurfaces

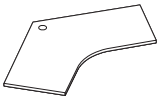

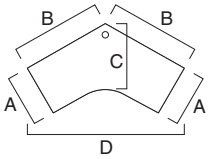

	Standard Includes	Required to Specify
▶Need help? Product details, page 203	• 1⅛"–thick worksurface: Low-Pressure Laminate or High-Pressure Laminate • 3 mm radius profile edge on user's side: plastic • Grommet: black plastic only • Shipped ready to install	1 Style number 2 Low-Pressure Laminate or High-Pressure Laminate color number for worksurface 3 Plastic edge band color number for worksurface 4 Options, if selected (see below) ▶See *Surface Materials,* page 247

	Options	U.S. Price	Required to Specify
Surface Materials	**High-Pressure Laminate worksurfaces** • Open Line laminate	+$77 plus cost of laminate	▶See *Surface Materials Reference Manual.*
Related Products	• Worksurface supports • Modesty panels		▶Pages 234–236 ▶Page 238

Specification Information

Dimensions A	B	C	D	Style Number	U.S. Base Price
Low-Pressure Laminate Worksurfaces					
24"	36"	30½"	63 11/32"	**TSTWLY2436**	$574
24"	42"	30½"	72¾"	**TSTWLY2442**	$616
24"	48"	30½"	85 5/32"	**TSTWLY2448**	$678
High-Pressure Laminate Worksurfaces					
24"	36"	30½"	63 11/32"	**TSTWHY2436**	$636
24"	42"	30½"	72¾"	**TSTWHY2442**	$678
24"	48"	30½"	85 5/32"	**TSTWHY2448**	$740

120° Corner Worksurfaces

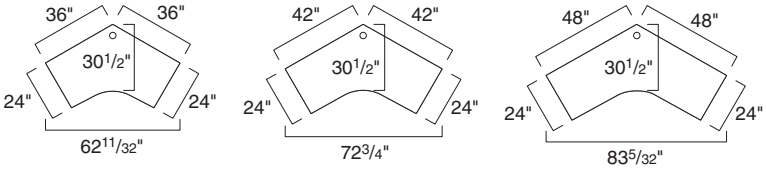

For Canadian Pricing
Multiply U.S. Price by the Canadian price factor.
▶See page 1 for details.

Round Worksurfaces

Tip: Standard worksurfaces are 1⅛" thick. However, the actual thickness between Low-Pressure Laminate (LPL) and High-Pressure Laminate (HPL) worksurfaces is slightly different. It is recommended that only worksurfaces of the same type are specified in a given application. In addition, there may be sheen or texture differences when using LPL and HPL in adjacent applications. Please use caution when mixing and matching different worksurface types.

	Standard Includes	Required to Specify
▶Need help? Product details, page 203	• 1⅛"-thick worksurface: Low-Pressure Laminate or High-Pressure Laminate • 3 mm radius profile edge: plastic • Shipped ready to install	1 Style number 2 Low-Pressure Laminate or High-Pressure Laminate color number for worksurface 3 Plastic edge band color number for worksurface 4 Options, if selected (see below) ▶See *Surface Materials,* page 247

	Options	U.S. Price	Required to Specify
Surface Materials	**High-Pressure Laminate worksurfaces** • Open Line laminate	+$77 plus cost of laminate	▶See *Surface Materials Reference Manual.*
Related Products	• Post legs • Groupwork round table bases • Floating round worksurface support		▶Page 235 ▶See *Meeting Spaces Specification Guide.* ▶Page 236

Specification Information

• Dimensions Diameter	• Style Number LPL	• U.S. Price	• Style Number HPL	• U.S. Base Price
30"	**TSTWLDR30**	$308	**TSTWHDR30**	$354
36"	**TSTWLDR36**	$358	**TSTWHDR36**	$394

For Canadian Pricing
Multiply U.S. Price by the Canadian price factor.
▶See page 1 for details.

Worksurface Supports

Tip: Worksurface frame supports must have one end attached to a shelf, Counter or a support on the opposite end such as a laminate worksurface frame support or post legs. Worksurface frame supports cannot support both ends of a freestanding worksurface.

▶Need help? Product details, page 204

Standard Includes	Required to Specify
• Worksurface frame supports: paint price group 1 • Post legs: paint • Table bases: paint • Laminate worksurface frame support: Low-Pressure Laminate with matching plastic edge band • Tapered leg: paint • Tie plates: black only • Floating round worksurface support: black only • Leveling glides • Attachment hardware • Shipped ready to install	1 Style number 2 Paint color number for worksurface frame supports, post legs, tapered legs, and tables bases 3 Low-Pressure Laminate color number for worksurface frame supports 4 Options, if selected (see below) ▶See *Surface Materials*, page 247.

	Options	U.S. Price	Required to Specify
Surface Materials	**Worksurface frame supports**		
	• Paint price group 1	No cost	Specify paint color number.
	• Paint price group 2	+$33	Specify paint color number.
	Post legs		
	• Paint price group 1	No cost	Specify paint color number.
	• Paint price group 2	+$12 per leg	Specify paint color number.
	Table bases		
	• Paint price group 1	No cost	Specify paint color number.
	• Paint price group 2	+$33	Specify paint color number.
Casters	**One post or standing-height table leg**		
	• One locking caster	+$ 5	Specify *with caster.*
Related Products	• Worksurfaces		▶Pages 230–233
	• Shelves		▶Page 237
	• My File		▶Page 244

Specification Information

Dimensions D	Dimensions H	Style Number	U.S. Base Price

Worksurface Frame Supports

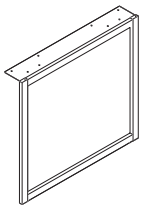

18"	15"	**TSTTF1518**	$216
24"	27"	**TSTTF2724**	$354
30"	27"	**TSTTF2730**	$381

Laminate Worksurface Supports

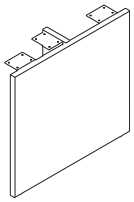

24"	27"	**TSTTL2724**	$354
30"	27"	**TSTTL2730**	$381

▶**Specification Information, continued on next page**

For Canadian Pricing
Multiply U.S. Price by the Canadian price factor.
▶See page 1 for details.

▶**Specification Information, continued from previous page**

Specification Information

Dimensions H	Dia	Style Number	U.S. Base Price

One Post Leg



27⅜"	N.A.	**TS4L27PG**	$123

Tip: Translucent screens and slatwalls are not available on 18"D fixed tops, if post legs are selected.

One Standing-Height Adjustable Post Leg



27⅜"–44"	N.A.	**TS4LSHPG**	$218

Tip: Translucent screens and slatwalls are not available on 18"D or 24"D height-adjustable tops, if post legs are selected.

Tip: Standing-height adjustable post leg is not available with 18"D tops.

Tapered Leg

27⅜"	N.A.	**TSTT27M**	$164

Package of Four Tapered Legs

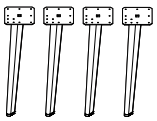

27⅜"	N.A.	**TSTT27M4**	$578

Adjustable Round Table Base

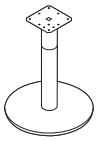

27⅜"	18"	**TSTTT27**	$455

Tip: Adjustability range is 3½".

Tip: Tour adjustable round table bases are not approved for freestanding applications. Round table bases are intended to be used at one end of a worksurface that is attached to a Tour Counter.

▶For freestanding applications see *Groupwork round table bases* in the *Meeting Spaces Specification Guide.*

Café-Height Adjustable Round Table Base

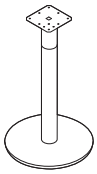

41"	18"	**TSTTT39**	$486

▶**Specification Information, continued on next page**

▶**Specification Information, continued from previous page**

Dimensions Width	Style Number	U.S. Base Price

Pair of Counter-to-Worksurface Tie Plates

Tip: Two sets of tie plates are required if worksurface is attached parallel to the Counter.

N.A.	**TSTTPC2W**	$124

Pair of Shelf-to-Worksurface Tie Plates

Tip: Two sets of tie plates are required if worksurface is attached parallel to the shelf.

N.A.	**TSTTPS2W**	$ 50

Counter Frame-to-Worksurface Tie Plate

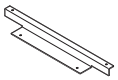

N.A.	**TSTTPF2W**	$114

Floating Round Worksurface Support

N.A.	**TSTTTZD**	$ 68

Reinforcing Channels



39"	**TSATRC39**	$ 54
48"	**TSATRC48**	$ 57
57"	**TSATRC57**	$ 60
72"	**TSATRC72**	$130

Flip Grommet

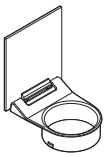

Tip: Flip grommet requires a 3" diameter hole in the worksurface.

Standard Includes	Required to Specify
• Flip cover: paint • Bottom grommet portion: black plastic	1 Style number 2 Paint color number for flip cover ▶See *Surface Materials*, page 247.

Dimensions D	W	H	Style Number	U.S. Price
$4\frac{1}{2}$"	4"	$1\frac{3}{4}$"	**TS5GF3**	$71

For Canadian Pricing
Multiply U.S. Price by the Canadian price factor.
▶See page 1 for details.

Shelves

Tip: Standard worksurfaces are 1⅛" thick. However, the actual thickness between Low-Pressure Laminate (LPL) and High-Pressure Laminate (HPL) worksurfaces is slightly different. It is recommended that only worksurfaces of the same type are specified in a given application. In addition, there may be sheen or texture differences when using LPL and HPL in adjacent applications. Please use caution when mixing and matching different worksurface types.

Standard Includes	Required to Specify
▶ Need help? Product details, page 203 • 1⅛"-thick shelf: Low-Pressure Laminate or High-Pressure Laminate • 3 mm radius profile edge: plastic • Shelf-to-Counter attachment hardware: 4799 Platinum • Cutout for Vertical Cord Cover • Shipped ready to install	1 Style number 2 Low-Pressure Laminate or High-Pressure Laminate color number for shelf 3 Plastic edge band color number for shelf 4 Options, if selected (see below) ▶ See *Surface Materials*, page 247.

	Options	U.S. Price	Required to Specify
Surface Materials	**High-Pressure Laminate worksurfaces** • Open Line laminate	+$77 plus cost of laminate	▶ See *Surface Materials Reference Manual.*
Related Products	• Counters • Post legs		▶ Page 214 ▶ Page 235

Specification Information

Dimensions D	Dimensions W	Style Number LPL	U.S. Price	Style Number HPL	U.S. Base Price
Shelves					
9"	70"	**TSTMLF0970**	$245	**TSTMHF0970**	$307
21"	70"	**TSTMLF2170**	$359	**TSTMHF2170**	$421
33"	70"	**TSTMLF3370**	$420	**TSTMHF3370**	$482
Corner Shelves					
Left-Hand Corner Shelves					
45"	70"	**TSTMLF4570L**	$369	**TSTMHF4570L**	$431
Right-Hand Corner Shelves					
45"	70"	**TSTMLF4570R**	$369	**TSTMHF4570R**	$431

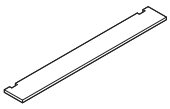

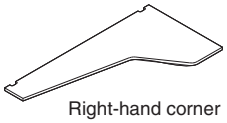

Right-hand corner shelf shown

Tip: Corner shelf requires one post leg for support.

Tip: 21"D and 33"D rectangular shelves and corner shelves require additional support of a post leg or end support.

▶ *See page* 203

For Canadian Pricing
Multiply U.S. Price by the Canadian price factor.
▶ See page 1 for details.

Modesty Panels

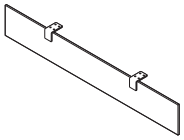

Tip: Modesty panel is 6" shorter from each side of worksurface.

Standard Includes	Required to Specify
• Modesty panel: Low-Pressure Laminate with matching polypropylene edge band • Brackets: paint price group 1 • Attachment hardware: black • Shipped ready to install	1 Style number 2 Low-Pressure Laminate color number for modesty panel 3 Paint color number for brackets 4 Options, if selected (see below) ▶ See *Surface Materials*, page 247.

	Options	U.S. Price	Required to Specify
Surface Materials	**Brackets**		
	• Paint price group 1	No cost	Specify paint color number.
	• Paint price group 2	+$18	Specify paint color number.

Specification Information

Dimensions W	Dimensions H	Corresponding Table Top Width	Style Number	U.S. Base Price
30"	12"	42"	**TSTWMP1242**	$248
36"	12"	48"	**TSTWMP1248**	$264
42"	12"	54"	**TSTWMP1254**	$282
48"	12"	60"	**TSTWMP1260**	$296
54"	12"	66"	**TSTWMP1266**	$314
60"	12"	72"	**TSTWMP1272**	$332

For Canadian Pricing
Multiply U.S. Price by the Canadian price factor.
▶ See page 1 for details.

Screens and Screen Connectors

Screens



Tip: Screens attach easily to Counters, with screen connectors, sold separately.

Tip: Tour screens are designed to work in conjunction with the entire Tour product line. Screen heights are nominal.

▶Please refer to page 206 for actual height dimensions. Screen widths are actual.

Standard Includes	Required to Specify
▶Need help? Product details, page 206 • Frame: Clear Anodized Aluminum • Infill: Low-Pressure Laminate • Adjustable leveling glides • Shipped ready to install	1 Style number 2 Low-Pressure Laminate color number for infill ▶See *Surface Materials*, page 247.

Related Products

• Screen connectors	▶Page 240
• Counters	▶Page 214

Specification Information

Dimensions D	Dimensions W	Dimensions H	Style Number	U.S. Price
Screens				
1"	24"	30"	**TSTPL3024**	$293
1"	30"	30"	**TSTPL3030**	$315
1"	36"	30"	**TSTPL3036**	$375
1"	42"	30"	**TSTPL3042**	$382
1"	48"	30"	**TSTPL3048**	$398
1"	24"	42"	**TSTPL4224**	$353
1"	30"	42"	**TSTPL4230**	$382
1"	36"	42"	**TSTPL4236**	$455
1"	42"	42"	**TSTPL4242**	$472
1"	48"	42"	**TSTPL4248**	$504
1"	24"	48"	**TSTPL4824**	$382
1"	30"	48"	**TSTPL4830**	$398
1"	36"	48"	**TSTPL4836**	$472
1"	42"	48"	**TSTPL4842**	$504
1"	48"	48"	**TSTPL4848**	$532
1"	24"	60"	**TSTPL6024**	$405
1"	30"	60"	**TSTPL6030**	$472
1"	36"	60"	**TSTPL6036**	$504
1"	42"	60"	**TSTPL6042**	$600
1"	48"	60"	**TSTPL6048**	$651

For Canadian Pricing
Multiply U.S. Price by the Canadian price factor.
▶See page 1 for details.

▶**Screens and Screen Connectors,** continued

Screen Connectors

Standard Includes	Required to Specify
▶ Need help? Product details, page 206	• Screen connectors: 4799 Platinum paint	Style number

Related Products	
• Screens	▶ Page 239
• Worksurfaces	▶ Pages 230–233

Specification Information

Style Number	U.S. Price

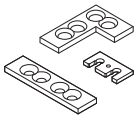

Inline and L, Same Height Screen Connector

TSTPBSH2	$38

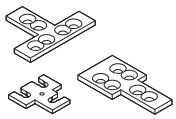

T, Same Height Screen Connector

TSTPBSH3	$55

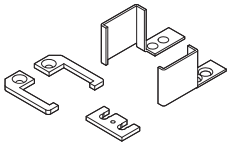

Inline and L, Change-of-Height Screen Connectors

TSTPBCOH2	$38

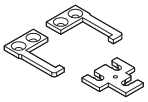

T, Change-of-Height Screen Connectors

TSTPBCOH3	$55

120° Two-Way, Same Height Screen Connector

TSTPB120	$57

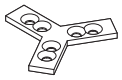

120° Three-Way, Same Height Screen Connector

TSTPB120Y	$62

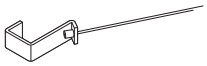

Worksurface-to-Screen Tie

TSTPBWT	$68

For Canadian Pricing
Multiply U.S. Price by the Canadian price factor.
▶ See page 1 for details.

HV Cabinet

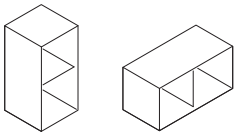

Tip: Laminate grain direction on doors runs vertical when cabinet is horizontal.

Tip: Pull paint color number is required when door option is selected.
▶Page 247

Standard Includes	Required to Specify
▶Need help? Product details, page 210 • Steel cabinet and shelf: paint price group 1 • Center divider: Low-Pressure Laminate color to complement cabinet • Shipped fully assembled	1 Style number 2 Paint color number for cabinet and shelf 3 Options, If selected (see below) ▶See *Surface Materials*, page 247.

	Options	U.S. Price	Required to Specify
Surface Materials	**Steel cabinet and shelf**		
	• Paint price group 1	No cost	Specify paint color number.
	• Paint price group 2	+$50	Specify paint color number.
	Pulls		
	• Paint price group 1	No cost	Specify paint color number.
	• Paint price group 2	+$ 5 per door	Specify paint color number.
Doors	**Laminate**		
	• One laminate sliding door	+$40	Specify *with one laminate sliding door.*
	• Two laminate sliding doors	+$80	Specify *with two laminate sliding doors.*
Related Products	• Counters		▶Page 214
	• Pile File		▶Page 245
	• Markerboards		▶Page 246

Specification Information

Dimensions D	Dimensions W	Dimensions H	Style Number	U.S. Base Price
18"	18"	36"	**TSTSCHV36**	$518

For Canadian Pricing
Multiply U.S. Price by the Canadian price factor.
▶See page 1 for details.

Shared HV Cabinet

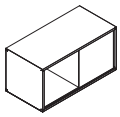

	Standard Includes	Required to Specify
▶Need help? Product details, page 210	• Steel cabinet and center divider: paint price group 1 • Non-locking • Shipped fully assembled	1 Style number 2 Paint color number for cabinet and center divider 3 Options, If selected (see below) ▶See *Surface Materials*, page 247.

Tip: Pull paint color number is required when door option is selected.
▶Page 247

	Options	U.S. Price	Required to Specify
Surface Materials	**Steel cabinet**		
	• Paint price group 1	No cost	Specify paint color number.
	• Paint price group 2	+$50	Specify paint color number.
	Pulls		
	• Paint price group 1	No cost	Specify paint color number.
	• Paint price group 2	+$10	Specify paint color number.
Doors	**Laminate**		
	• Two laminate sliding doors	+$80	Specify *with two laminate sliding doors* and indicate laminate color number. ▶See *Surface Materials*, page 247.
Related Products	• Magnetic markerboards		▶Page 246
	• Magnetic tackboards		▶Page 246

Specification Information

Dimensions D	W	H	Style Number	U.S. Base Price
18"	18"	36"	**TSTSCHVD36**	$735

For Canadian Pricing
Multiply U.S. Price by the Canadian price factor.
▶See page 1 for details.

Bookcases

Standard Includes	Required to Specify
▶Need help? Product details, page 211	• Low-Pressure Laminate bookcase with matching polypropylene edge band • Two fixed shelves each side for shared bookcase • One fixed shelf for personal bookcase • Shipped fully assembled	1 Style number 2 Low-Pressure Laminate color number for bookcase 3 Options, if selected (see below) ▶See *Surface Materials*, page 247.

Tip: A personal bookcase can be specified with optional legs for use at the bottom of a Counter.

	Options	U.S. Price	Required to Specify
Legs	• Legs for personal bookcase	+$68	Specify *with legs.*
Related Products	• Counters • Pile File		▶Page 214 ▶Page 245

Specification Information

Dimensions D	W	H	Style Number	U.S. Base Price
Shared Bookcase				
18"	18"	36"	**TSTSBS3618**	$789
Personal Bookcase				
9"	18"	18"	**TSTSBP1818**	$387

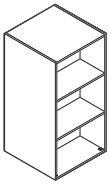

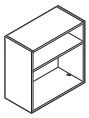

without legs (standard)

with legs (optional)

For Canadian Pricing
Multiply U.S. Price by the Canadian price factor.
▶See page 1 for details.

My File

Tip: When placing My File under worksurface, leave six inches for bracket.

	Standard Includes	Required to Specify
▶Need help? Product details, page 212	• My File and drawer front: Low-Pressure Laminate • Steel drawer body: black only • File drawer to accommodate suspended side-to-side filing, and provides space in front of files for miscellaneous storage • Non-locking drawer • turnstone ledge pull: paint price group 1 • Adjustable leveling glides • Shipped fully assembled • Attachment hardware	1 Style number 2 Low-Pressure Laminate color number for file and drawer front 3 Paint color number for turnstone ledge pull 4 Options, if selected (see below) ▶See *Surface Materials*, page 247. *Tip: Remember to specify lock cylinder and key.* ▶Lock cylinders, page 615

Tip: Remember to specify lock cylinder and key.
▶Lock cylinders, page 615

	Options	U.S. Price	Required to Specify
Surface Materials	**Pulls**		
	• Paint price group 1	No cost	Specify paint color number.
	• Paint price group 2	+$ 6	Specify paint color number.
Drawer lock	• Drawer lock: 9201 Polished Chrome	+$137	Specify *with 9201 Polished Chrome lock.*
Related Products	• Worksurfaces		▶Pages 230–233

Specification Information

Dimensions D	W	H	Style Number	U.S. Base Price
24"	18"	15"	**TSTSFL1518**	$ 819
24"	36"	15"	**TSTSFL1536**	$1293

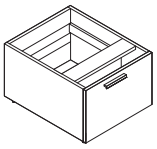

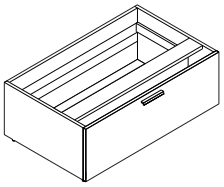

For Canadian Pricing
Multiply U.S. Price by the Canadian price factor.
▶See page 1 for details.

Pile File

Tip: Adding a markerboard increases the usability of the Pile File's steel top and back.

Tip: Add an HV cabinet or bookcase to the top to add more storage space.

Tip: For legal size front-to-back filing, use 15" universal storage rail RXADRL15.

Tip: Remember to specify lock cylinder and key.
▶Lock cylinders, page 615

Tip: Due to stability requirements, fixed casters support the lower drawer and the 360° casters support the overall load of the Pile File.

	Standard Includes	Required to Specify
▶Need help? Product details, page 213	• Steel top, back, and fixed center shelf: paint price group 1 • Drawer front, sides and sliding shelves: Low-Pressure Laminate • Drawer body: black only • Drawer and shelf suspensions: black only • turnstone ledge pull: paint price group 1 • Adjustable leveling glides • Shipped fully assembled	1 Style number 2 Paint color number for top, back, and fixed center shelf 3 Low-Pressure Laminate color number for drawer front, sides, and sliding shelves 4 Paint color number for turnstone ledge pull 5 Options, if selected (see below) ▶See *Surface Materials*, page 247.

	Options	U.S. Price	Required to Specify
Surface Materials	**Steel top, back, and fixed center shelf**		
	• Paint price group 1	No cost	Specify paint color number.
	• Paint price group 2	+$ 50	Specify paint color number.
	Pulls		
	• Paint price group 1	No cost	Specify paint color number.
	• Paint price group 2	+$ 6	Specify paint color number.
Drawer lock	• Drawer lock: 9201 Polished Chrome	+$137	Specify *with 9201 Polished Chrome lock.*
Casters	• Casters	+$ 68	Specify *with casters.*
Related Products	• Markerboards • HV cabinets		▶Page 246 ▶Pages 241–242

Specification Information

Dimensions D	W	H	Style Number	U.S. Base Price
18"	36"	42"	**TSTSFP4236**	$1429

Tip: Actual outside to outside width is 36⅘"W.

For Canadian Pricing
Multiply U.S. Price by the Canadian price factor.
▶See page 1 for details.

Magnetic Markerboards and Tackboards

Markerboards

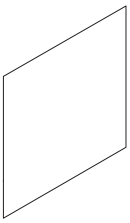

Tip: Makes a convenient markerboard on any steel surfaces.

Tip: Actual markerboard dimensions are 16½" x 16½" and 34" x 16½" respectively. They are designed to fit within the 18" x 18" and 36" x 18" footprint of the HV Cabinets and Pile File.

	Standard Includes	Required to Specify
▶Need help? Product details, page 210	• Magnetic markerboard: 6650 Sodium	Style number

Related Products	
• HV cabinets	▶Pages 241–242
• Pile File	▶Page 245

Specification Information

Dimensions D	W	H	Style Number	U.S. Price
⅛"	18"	18"	**TSTSMB1818**	$ 68
⅛"	36"	18"	**TSTSMB3618**	$136

Tackboards

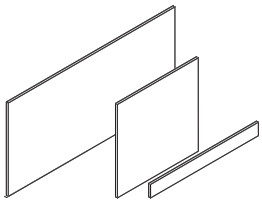

Tip: Actual tackboard dimensions are 16½" x 16½" and 34" x 16½" respectively. They are designed to fit within the 18" x 18" and 36" x 18" footprint of the HV Cabinets and Pile File.

	Standard Includes	Required to Specify
▶Need help? Product details, page 210	• Magnetic tackboard: fabric price group 1 (Systems upholstery)	1 Style number 2 Fabric color number for upholstery 3 Options, if selected (see below) ▶See *Surface Materials*, page 247.

	Options	U.S. Price	Required to Specify
Surface Materials	**Standard Systems Upholstery**		
	• Fabric price group 1	No cost	Specify fabric color number.
	Standard Seating Upholstery		
	• Fabric price group 1	No cost	Specify fabric color number.
	• Fabric price group 2	+$15	Specify fabric color number.
	• Fabric price group 3	+$29	Specify fabric color number.
	• Customer's Own Material (COM)	+$41	Specify fabric color number. ▶See *Understanding Customer's Own Material (COM)*, page 610

Specification Information

Dimensions W	H	Style Number	U.S. Base Price
22"	2½"	**TSTSMT0322**	$129
18"	18"	**TSTSMT1818**	$245
36"	18"	**TSTSMT3618**	$381

For Canadian Pricing
Multiply U.S. Price by the Canadian price factor.
▶See page 1 for details.

Surface Materials

▶For Surface Materials matrices for all product lines, see page 575.

Laminate

Steelcase Surfaces

Low-Pressure Laminate

Applies to:
- Counter center infill and end panel infill
- Laminate worksurface supports
- Countertops
- Worksurfaces
- Shelves
- Modesty panels
- Screens
- HV cabinet doors
- Bookcases
- Pile File
- My File

25L1 Winter on Maple LPL
25L5 Virginia Walnut LPL
25L6 Blackwood LPL Ⓔ
25L8 Clear Walnut LPL
26L1 Natural Cherry V2 LPL
2L30 Arctic White LPL

High-Pressure Laminate

Applies to: (standard products)
- Worksurfaces
- Shelves

Fiber Laminate

2854 Vellum Fiber Ⓔ
2860 Granite Fiber
2862 Stucco Fiber Ⓔ

Micro Laminate

2920 Marl Micro
2921 Gypsum Micro
2922 Clay Micro

Patina Laminate

2870 Blonde Bronze Patina
2873 Instant Iron Patina

Solid Laminate

2722 Cream Ⓔ
2730 Arctic White
2811 Mist Ⓔ
2884 Milk

Speckle Laminate

2820 Coffee Speckle Ⓔ
2823 Driftwood Speckle
2824 Smoke Speckle
2825 Vanadium Speckle

Ⓔ = Established

Woodgrain Laminate

2406 Clear Cherry Ⓔ
2412 Natural Cherry
2422 Medium Cherry
2511 Winter on Maple
2535 Virgina Walnut
2536 Blackwood Ⓔ
2538 Clear Walnut
2592 Blonde on Maple Ⓔ
2714 Natural Walnut Ⓔ
2HAK Clear Oak

Custom Surfaces

Open Line Laminate (OLL)

This service allows you to order non-standard laminate at an additional processing fee of $77 U.S. per unit, plus the cost of the laminate.

High-Pressure Laminate pricing does not include premium or digitally printed patterns from any suppliers. Laminate cost may also vary for basic or standard laminates from other suppliers. Please contact the OLL consultant at 616.475.2426 for pricing. The cost of the laminate will be added to your invoice as a separate line on the acknowledgement.

When processing orders for Open Line laminate on turnstone products, specify 2900 in the laminate finish field and enter the OLL manufacturer information. Enter the required edge finish as you would a standard laminate.

Edge color for the Open Line laminate on turnstone products must be determined by the dealer and customer before orders can be entered. Specify appropriate 2K finish number.

Laminate Approval and Material Requirements
To confirm whether a particular laminate has already been tested for use on a specific Steelcase product or to determine material square foot requirements:
- Visit *www.steelcase.com*

For additional information, refer to the *Steelcase Surface Materials Reference Manual*.

Plastic

Steelcase Surfaces

Applies to:
- Worksurface edge band
- Shelf edge band

6000 Black
6001 Coffee
6009 Arctic White
6034 Natural Cherry
6036 Medium Cherry
6037 Winter on Maple
6038 Blonde on Maple Ⓔ
6041 Natural Walnut Ⓔ
6052 Milk
6053 Seagull
6234 Clear Cherry Ⓔ
6242 Virginia Walnut
6243 Blackwood Ⓔ
6245 Clear Walnut
6249 Platinum Solid
6271 Plywood
6527 Merle
6615 Grey V5
6619 Ice Ⓔ
6631 Cream
6635 Dawn Ⓔ
6636 Mist
6654 Sand
6655 Warm White
6676 Marbled White Ⓔ
6677 Chocolate Walnut Ⓔ
6678 Marbled Cherry Ⓔ
6694 Slate
6695 Midnight
6697 Fog
6698 Fieldstone

Applies to:
- Vertical Cord Cover Grommet Insert

6000 Black
6009 Arctic White
6249 Platinum Solid

Paint

Steelcase Surfaces

Applies to:
- Counter top tray
- Counter center infill
- HV and shared HV cabinets
- Vertical Cord Cover
- Pile File top, back, and fixed center shelf
- Bench Trough
- Bench Screen
- Post legs
- Worksurface frame support
- Modesty panel bracket

Price Group 1

7207 Black (Textured)
7225 Sand (Textured)
7241 Arctic White (Textured)
7243 Seagull (Textured)

Price Group 2

4750 Champagne Metallic
4798 Sterling Metallic
4799 Platinum Metallic
7246 Midnight Metallic (Textured)

Applies to:
- HV cabinet laminate sliding door pulls
- Pile File turnstone ledge pulls
- My File turnstone ledge pull

Price Group 1

7207 Black (Textured)

Price Group 2

4799 Platinum Metallic

Upholstery

Steelcase Surfaces

Applies to:
- Magnetic tackboards

Systems Upholstery

Price Group 1

Boccie

Seating Upholstery

Price Group 1

Buzz2

Price Group 2

Cogent: Connect
Nitelights
Stencil

Price Group 3

Billiard Multi-Use by Designtex

HV Cabinet Center Divider

Steelcase Surfaces

HV cabinet center divider laminate color number defaults based on the paint selection.

Cabinet paint:	Default laminate center divider:
4750 Champagne Metallic	247L Black
4798 Sterling Metallic	247L Black
4799 Platinum Metallic	247L Black
7207 Black (Textured)	247L Black
7225 Sand (Textured)	2L30 Arctic White
7241 Arctic White (Textured)	2L30 Arctic White
7243 Seagull (Textured)	2L83 Seagull
7246 Midnight Metallic (Textured)	247L Black

Campfire

Statement of Line 250

Product Details

Thought Starters 253

Big Lounge, Half Lounge, Corner Lounge, Ottoman, Pouf and Wedge Facts 256

Big Table Facts 260

Mobile Storage Cabinet Facts 262

Paper Table and Personal Table Facts 263

Skate Table and Slim Table Facts 264

Big Lamp, Footrest and Screen Facts 266

Lounge

Lounges 268

Ganging Brackets 281

Ottoman 282

Pouf 283

Wedge 284

Big Tables

Big Tables 285

Big Tables with Trough 286

Big Tables with Grommets 287

Big Tables—Half Depth 288

Table Accessories 289

Mobile Storage Cabinets 290

Occasional Tables

Paper Table and Accessories 292

Personal Table 294

Slim Table 295

Skate Table 297

Accessories

Big Lamp 298

Footrest 298

Screens 299

Vertical Cord Cover 299

Receptacles 300

Surface Materials 302

Statement of Line

Lounge

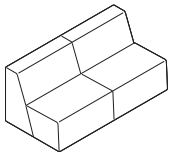

Big Lounge
Understanding
▶ Page 256
Specifying
▶ Pages 268–270

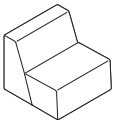

Half Lounge
Understanding
▶ Page 256
Specifying
▶ Pages 271–273

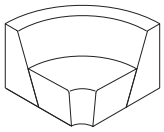

90° Inside Corner Lounge
Understanding
▶ Page 256
Specifying
▶ Pages 274–276

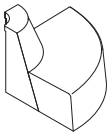

90° Outside Corner Lounge
Understanding
▶ Page 256
Specifying
▶ Pages 274–276

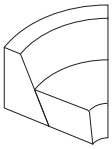

60° Inside Corner Lounge
Understanding
▶ Page 256
Specifying
▶ Pages 278–280

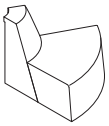

60° Outside Corner Lounge
Understanding
▶ Page 256
Specifying
▶ Pages 278–280

Ottoman
Understanding
▶ Page 256
Specifying
▶ Page 282

Pouf
Understanding
▶ Page 256
Specifying
▶ Page 283

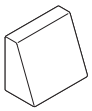

Wedge
Understanding
▶ Page 256
Specifying
▶ Page 284

Big Tables

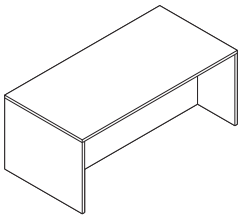
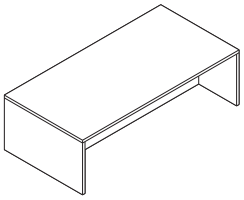

Big Tables
Understanding
▶ Page 260
Specifying
▶ Page 285

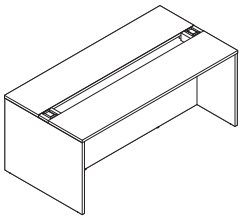
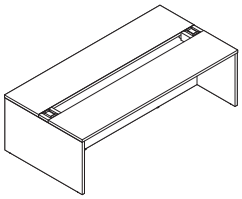

Big Tables with Trough
Understanding
▶ Page 260
Specifying
▶ Page 286

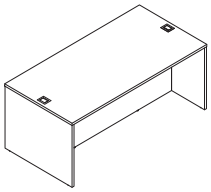
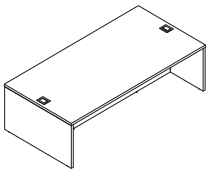

Big Tables with Grommets
Understanding
▶ Page 260
Specifying
▶ Page 287

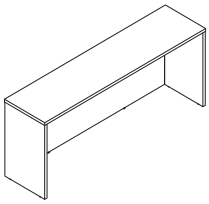
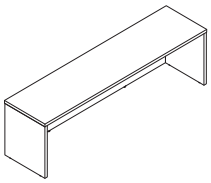

Big Tables — Half Depth
Understanding
▶ Page 260
Specifying
▶ Page 288

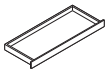

Table Drawer
Understanding
▶ Page 260
Specifying
▶ Page 289

Center Rail
Understanding
▶ Page 261
Specifying
▶ Page 289

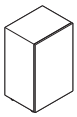

Mobile Storage Cabinets
Understanding
▶ Page 262
Specifying
▶ Page 290

Statement of Line, continued

Occasional Tables

Paper Table
Understanding
▶ Page 263
Specifying
▶ Page 292

Personal Table
Understanding
▶ Page 263
Specifying
▶ Page 294

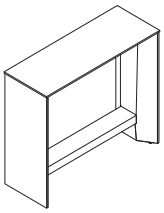

Standing Height Slim Table
Understanding
▶ Page 264
Specifying
▶ Page 295

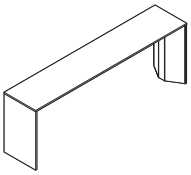

Slim Table
Understanding
▶ Page 264
Specifying
▶ Page 296

Skate Table
Understanding
▶ Page 264
Specifying
▶ Page 297

Accessories

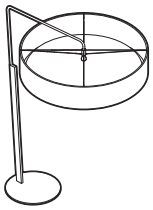

Big Lamp
Understanding
▶ Page 266
Specifying
▶ Page 298

Footrest
Understanding
▶ Page 266
Specifying
▶ Page 298

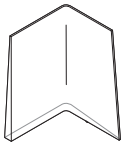

Screens
Understanding
▶ Page 266
Specifying
▶ Page 299



Accessories
Understanding
▶ Page 261
Specifying
▶ Page 299

Thought Starters

Islands

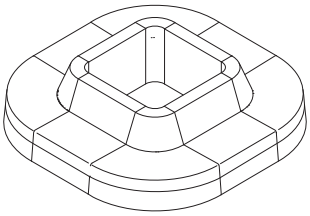

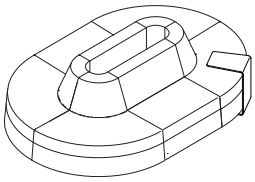

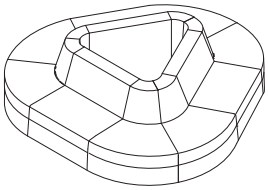

Quantity	Style Number	Description	Page for Ordering
Square Island			
4	**TS3HLW**	Campfire Half Lounge – Waterfall	273
4	**TS3CROUT90W**	Campfire 90° Corner Lounges – Waterfall	276
Oval Island			
2	**TS3HLW**	Campfire Half Lounge – Waterfall	273
4	**TS3CROUT90W**	Campfire 90° Corner Lounges – Waterfall	276
1	**TS4TWP**	Personal Table	294
Triangle Island			
3	**TS3HLW**	Campfire Half Lounge – Waterfall	273
6	**TS3CROUT60W**	Campfire 60° Corner Lounges – Waterfall	276

Tip: Island configurations create an open space in the middle due to the rounded backs of the corner lounges.

Collaborative Sharing

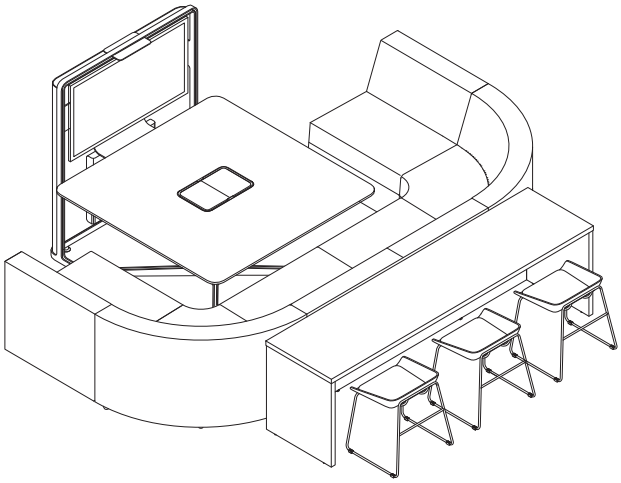

Quantity	Style Number	Description	Page for Ordering
1	**TS3BCS**	Campfire Big Lounge – Seam	269
2	**TS3HLS**	Campfire Half Lounge – Seam	272
2	**TS3CRIN90S**	Campfire 90º Corner Lounges – Seam	274
1	**TS4TLH28**	Campfire Big Table – Half Depth	288
3	**TS30704**	Scoop Side Chair	421
1	**MT03DS6060T**	media:scape Square Desk-Height Table	▶ See *Smart and Connected Specification Guide.*

Serpentine

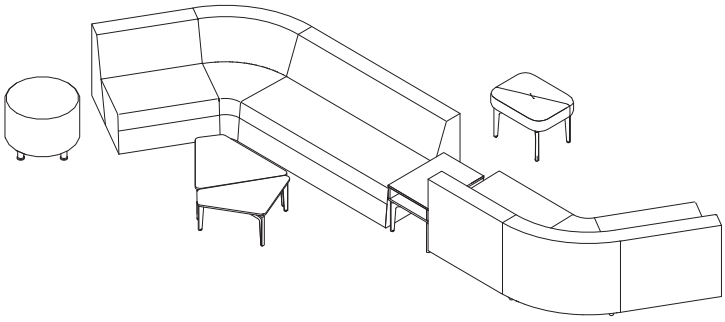

Quantity	Style Number	Description	Page for Ordering
1	**TS3BCW**	Campfire Big Lounge – Waterfall	270
3	**TS3HLW**	Campfire Half Lounge – Waterfall	273
2	**TS3CRIN60W**	Campfire 60º Corner Lounges – Waterfall	280
1	**TSBLNT3LEGS**	Bassline Small Asymmetrical Table	354
1	**TSBLNT3LEGM**	Bassline Medium Asymmetrical Table	354
1	**TSBLNTBX**	Bassline 30"D x 18"H Box Top Table	356
1	**TSBLNS1**	Bassline One Seat Bench	366
1	**TS34401**	Alight round	475

Big Lounge, Half Lounge, Corner Lounge, Ottoman, Pouf, and Wedge Facts

Big Lounge, Half Lounge, and Corner Lounges come standard armless with black plastic feet. Available options include single, multiple, or waterfall upholstery.
▶ Specifying, pages 268–284

Campfire Lounge products are fully upholstered and have a relaxed appearance. They may show soft comfort wrinkles upon use.

Half Lounge is a generous seat for one at 33"W. When paired with other lounges use ganging brackets (ordered separately) to create a wide range of applications.

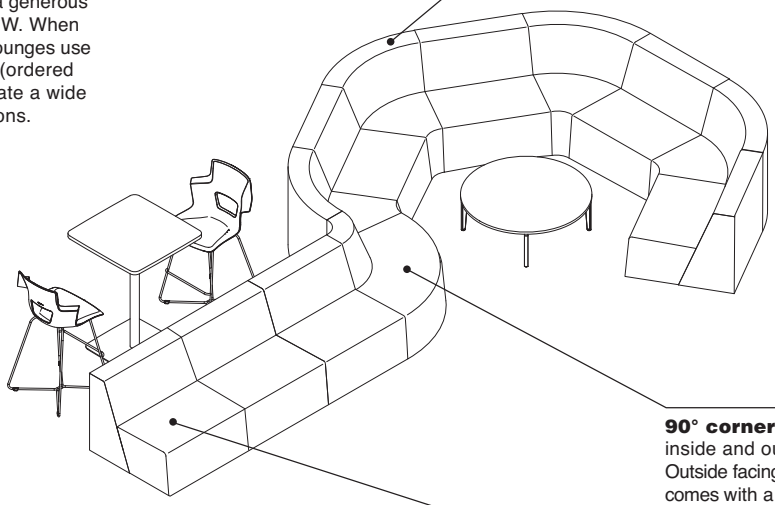

60° corners come both in an inside and outside version.

90° corners come in both inside and outside version. Outside facing version always comes with a curve in the back.

Big Lounge is 66"W and provides a comfortable seat for two. Pair with other lounges using ganging brackets (ordered separately) to create a wide range of applications.

Product Details

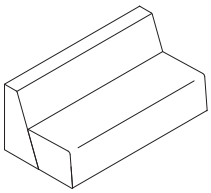

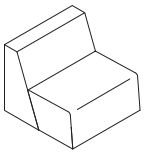

Straight seating available in Big Lounge or Half Lounge.

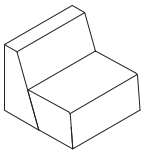

Big and Half Lounges with seams are available as standard styles. (TS3BCS and TS3HLS) Seams come standard on 90° and 60° Corner Lounges. Order Half and Big Lounges with seams when specifying with the corner lounges for a cohesive design aesthetic.

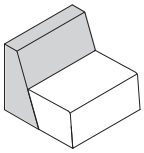

Styles with the "S" suffix, noting they have a seam, can also be ordered in multiple fabric combinations.

Actual Dimensions

	Big Lounge	Half Lounge	90° Inside Corner Lounge	90° Outside Corner Lounge	60° Inside Corner Lounge	60° Outside Corner Lounge	Ottoman	Pouf	Wedge
Depth	32"	32"	32"	32"	32"	32"		15"	17⅞"
Width	66"	33"	54½"	55¼"	38½"	39¼"	24"	15"	33"
Height	29"	29"	29"	29"	29"	29"	16"*	18"	29"
Seat Depth	22"	22"	22"	22"	22"	22"			
Floor to Seat Height	16"	16"	16"	16"	16"	16"			

**Tip: Specify Ottoman with low profile glides to achieve 16"H.*

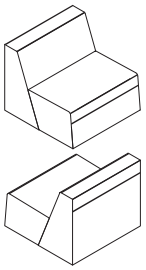

Waterfall option on lounges features upholstery that wraps around the top of the back and cascades over the front edge of the seat.

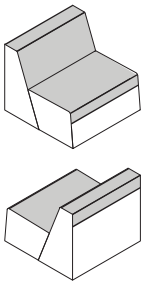

Styles with the "W" suffix, noting they have waterfall upholstery, can also be ordered in a multiple fabric combinations.

On waterfall lounges with multiple fabrics, only one thread color is used. The thread color that coordinates with the waterfall upholstery will be used on the entire unit.

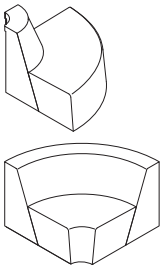

90° Lounges are available outside or inside facing.

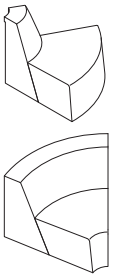

60° Lounges are available outside or inside facing.

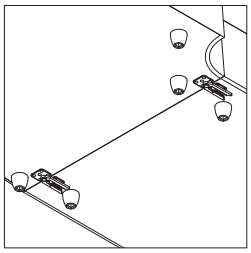

Corner Lounges connected to other lounges require the ganging brackets (TS3GANGING) ordered separately.

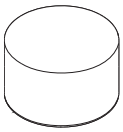

Ottoman ships fully assembled.

Ottoman is the same as Alight Round Ottoman. The Alight Round Ottoman with the low-profile glide option decreases the seat height from 19" down to 16". It is often shown with Campfire and referred to as Campfire Ottoman. It is being included in the Campfire lounge specifying section for easy reference.
▶Specifying, page 282

Ottoman supports up to 225 pounds.

Pouf is designed for quick sits; and its lightweight construction of under eight pounds allows it to be easily moved. Pouf includes a nylon handle for easy carrying and a foam core with a top layer of softer foam for comfortable seating.
▶Specifying, page 283

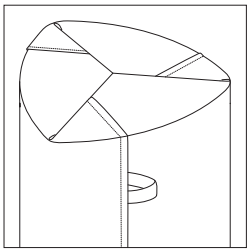

Pouf has a unique design feature that extends down all three sides.

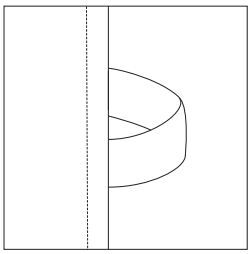

Handle is sewn on the side of the Pouf and is available in multiple colors.

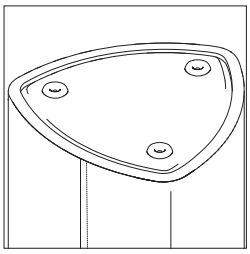

Glides on the bottom of the Pouf are part of a plastic molded base.

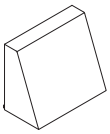

Wedge comes standard with black plastic feet and stability brackets. Independent Wedges and Half Lounges may be positioned into any configuration without moving or removing the stability brackets.
▶Specifying, page 284

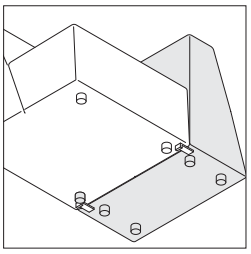

Wedges connected to the side of a Half Lounge would use the stability brackets facing towards the back as they come standard.

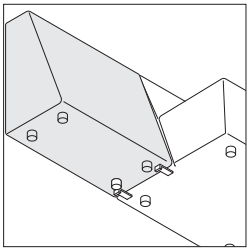

Wedges connected to the back of a Half Lounge or in-line with another Wedge would require moving the stability brackets to the side.

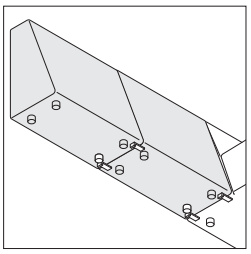

No more than two Wedges can be attached to a single lounge. Wedges can be freestanding, either alone or next to the Big Lounges or Half Lounges.

Surface Materials

Big Lounge, Half Lounge, and Wedge
- Fabric price groups 1-10
- COM

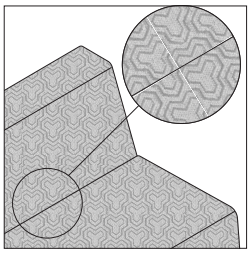

Solid, non-repeat fabrics are recommended for Campfire Lounge settings. Steelcase will not pattern match fabrics which have a distinct repeating pattern. It is recommended to use one of the standard fabrics or patterned COM.

Comfort wrinkles are intended to occur over the time to increase the comfort of Campfire Lounge. Very little maintenance is required to reduce the definition: smooth the cushion fabric with a spreading/wiping motion.

Pouf

Body
- Fabric

Base
- Black plastic

Handle
- Nylon Contrasting Thread
- UB01 Charcoal
- UB02 Ash
- UB03 Powder Blue
- UB04 Evergreen
- UB05 Bright Red

Tip: Contrasting stitching is optional for Pouf and must be specified.

▶**Big Lounge, Half Lounge, Corner Lounge, Ottoman, Pouf, and Wedge Facts,** continued

Big Lounge, Half Lounge, Corner Lounge, Ottoman, Pouf, and Wedge Facts, continued

Surface Materials, continued

Big Lounges and Half Lounges

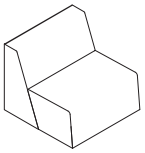

No Seam

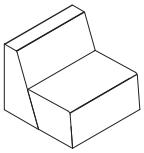

Seam

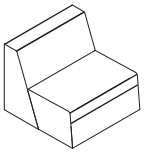

Waterfall (front)

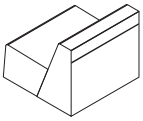

Waterfall (back)

Corner Lounges

NOT AVAILABLE

No Seam

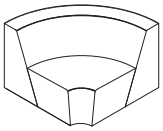

Seam

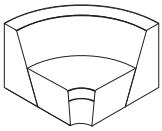

Waterfall (front)

Waterfall (back)

Big Table Facts

Big Tables are offered in Low-Pressure Laminate, High-Pressure Laminate, and veneer. Table tops and end panels are 1⅜" thick and center panel is 1" thick. Table top comes standard with two reinforcing channels built into the worksurface for added strength.
▶ Specifying, pages 285–288

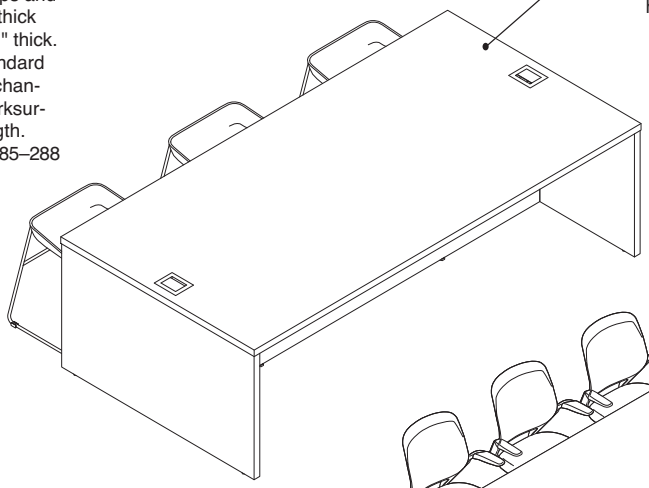

Big Tables are available at seating height of 28" high or standing height of 40" high.

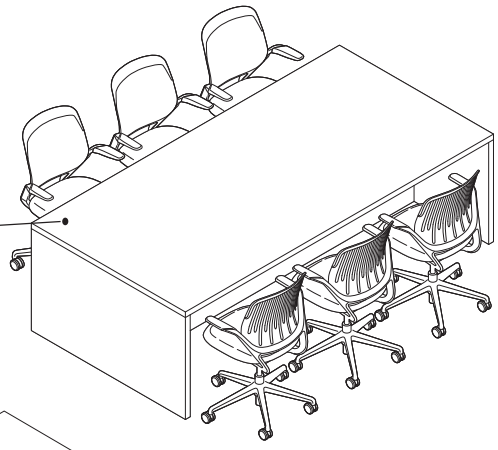

Big Tables are available with an uninterrupted worksurface, uninterrupted worksurface with pop-up power, or Big Tables can be specified with a split worksurface top with a trough that runs down the center of the table.

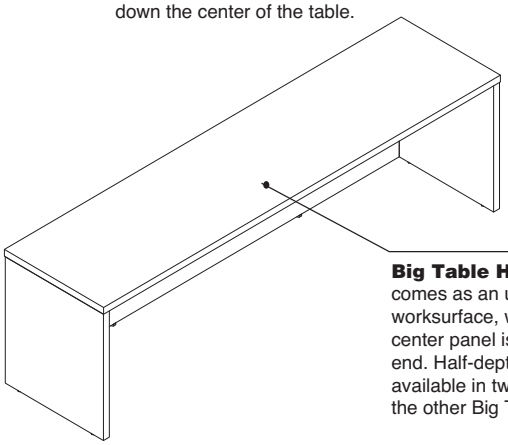

Big Table Half Depth comes as an uninterrupted worksurface, where the center panel is moved to the end. Half-depth tables are available in two heights like the other Big Tables.

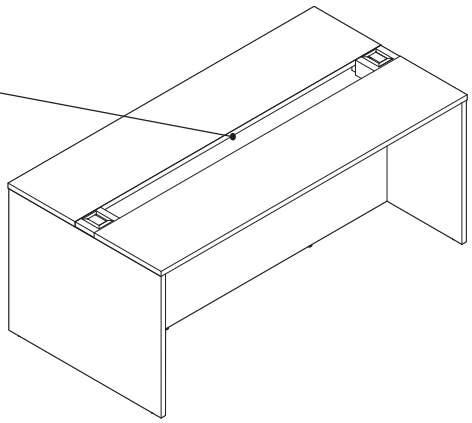

Big Table Trough has a 10" depth, with a 6" open inside the split worksurface and 2" open each side underneath the Big Table worksurface.

Actual Dimensions

Depth	24" or 48"
Width	96"
Height	28" or 40"

Product Details

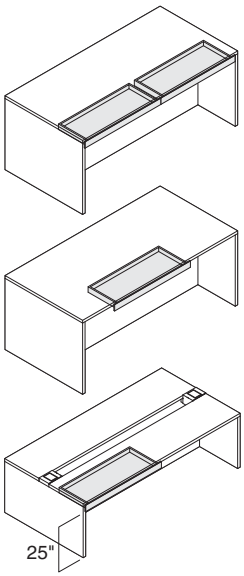

Low-Pressure Laminate Table Drawer is 3"D x 48"W, can be placed in three locations on either side of the Big Table and Big Table with Trough. Trough must be ordered separately. *Tip: When used on a 28"H Big Table knee clearance will be reduced by 3".*

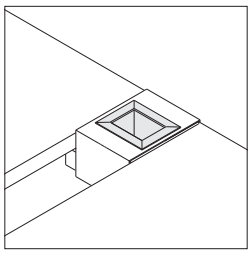

Flip grommets come standard on each end of Big Table with Trough when power is not optioned.

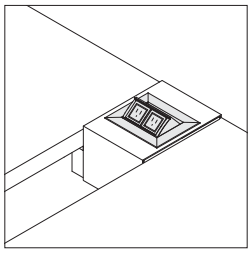

Two Receptacles for power (TS4TPWR) are available in place of the standard grommet on each end.

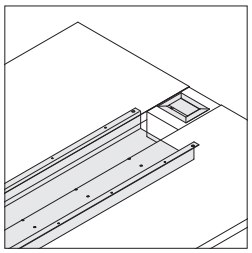

Big Table trough is a painted platinum open steel technology tray that allows for cable management. Either end of the trough comes standard with grommet that has a flip-top panel for access to route cables. Trough comes standard on split worksurface.

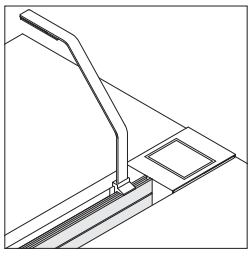

Optional anodized aluminum table Center Rail installs in the table trough and allows for SOTO rail accessories. Can be ordered separately.

Wiring and Cabling

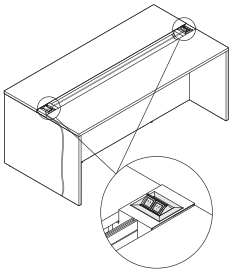

Dual power, data, and USB solutions are available as a standard option or field installed. 15-amp, one-circuit power solution with a 10' cord is standard. TS4TPWR, TS4TPWRD, and TS4TPWRUSB require one building outlet and provide four user outlets. When ordering data TS4TPWRD, user will get one outlet and one data opening on each end.

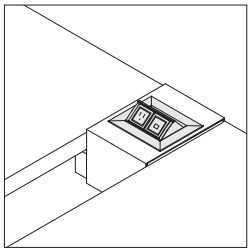

One receptacle and one data (TS4TPWRD) are available in place of the standard grommet on each end.
Tip: Includes open data port. Communication voice/data jacks are customer provided.

One receptable and one USB (TS4TPWRUSB) are available in place of the standard grommet on each end.

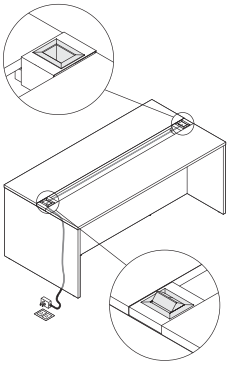

Single power, data, and USB solutions are also available for field installation. They replace one of the standard grommets. 15-amp, one-Circuit power solution with a 10' cord is standard. TS4TPWR1 and TS4TPWRD1 provide a lower cost solution that requires one building outlet and provides two user outlets. When ordering data TS4TPWRD1, user will get one outlet and one data opening.

Two receptacle (TS4TPWR1) replaces one of the standard grommets.

One receptacle/one data (TS4TPWRD1) replaces one of the standard grommets.

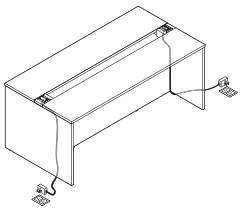

When using two single power, data, and USB solutions, a second building outlet is required.

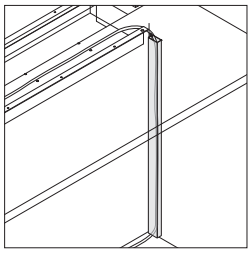

Vertical Cord Covers (TS4TVWM28 and TS4TVWM40) come in two heights, 28"H and 40"H. Vertical Cord Covers are used to route electrical cords vertically on Big Table with Trough.

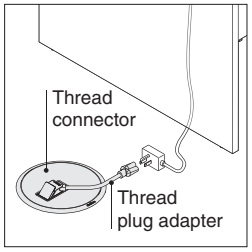

Thread Power Application
When using Thread power solutions in conjunction with Big Table power, please specify the following Thread power options to create a connection for Big Table power options to Thread power system:
- **Thread connector (PFLCNCTR)** Please note there are one-door and two-door options available.
- **Thread plug adapter (PFLADPTR)** Thread plug adapter is needed to connect Big Table power plug to Thread power system.

▶ See *Architectural Solutions Specification Guide*.

Surface Materials

Big Table and Table Drawer
- Low-Pressure Laminate

Big Table Trough
- 4799 Platinum Metallic

Electrical/communication components
- Paint

Vertical wire management
- Black plastic

Mobile Storage Cabinet Facts

Mobile Storage Cabinets and Storage Cabinet Wardrobes are offered as left-hand or right-hand units in Low-Pressure Laminate with two adjustable shelves.
▶ Specifying, page 290

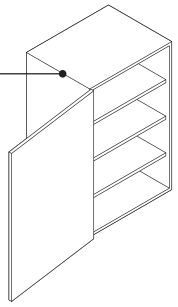

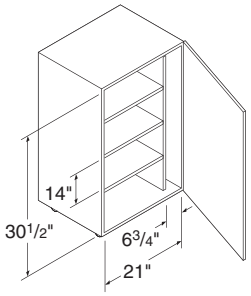

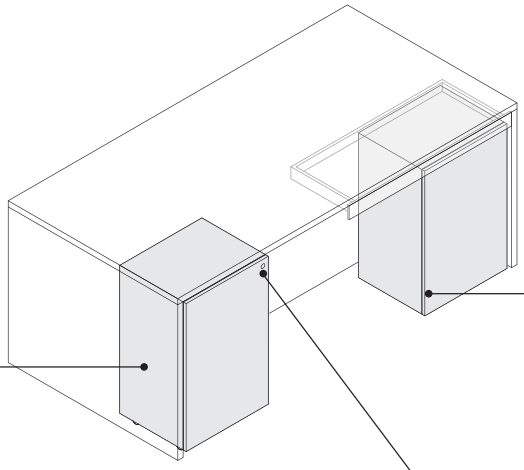

Storage Cabinets can be used with 40"H Big Tables and Big Tables with Trough or as freestanding storage units.

Mobile Storage Cabinets ship standard with casters. When Mobile Storage Cabinets are intended to be used underneath a Table Drawer, the glide option will need to be selected to provide enough clearance underneath the drawer.

Storage Cabinets and Wardrobe have an optional front-removable lock.

Product Details

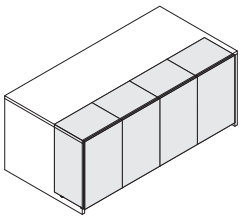

Up to four Mobile Storage Cabinets can fit up to four per side underneath a Big Table.

Cabinet Stop Brackets are available through Service Parts (TS4C025SR) to assure that the cabinets are aligned with the Big Table edge.

Surface Materials

Mobile Storage Cabinets and Storage Cabinet Wardrobe
- Low-Pressure Laminate

Actual Dimensions

Depth	18½"
Width	23"
Height (with casters)	38"
Height (with glides)	35"

Paper Table and Personal Table Facts

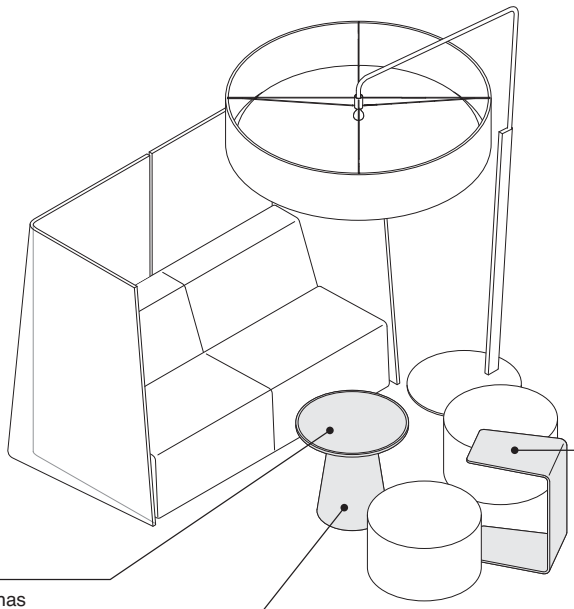

Paper Table has three top configurations:
- Paper (installed over steel table top tray)
- Glass (installed over steel table top tray)
- Steel table top tray

▶ Specifying, page 292

Paper Table is constructed with laminate base, plastic rotating table top, and steel table top tray.

Personal Table is made from bent poplar wood with a natural edge finish. It nests underneath Campfire Lounges and can be used for a writing surface or laptop.
Tip: The Personal Table is not intended to be sat or stood on.

▶ Specifying, page 294

Product Details

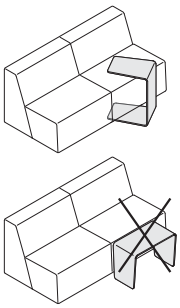

Personal Table is designed to be used in the vertical position only.

Surface Materials

Paper Table base
- High-Pressure Laminate

Paper Table rotating table top
- Plastic: arctic white

Paper Table top tray
- Steel: arctic white paint

Personal Table
- High-Pressure Laminate:
  -2535 Virginia Walnut
  -2730 Arctic White
  -2HAT Acacia
- Open Line laminate

Actual Dimensions

	Personal Table	Paper Table
Depth	19½"	25""
Width	14"	25"
Height	26"	22½"

Skate Table and Slim Table Facts

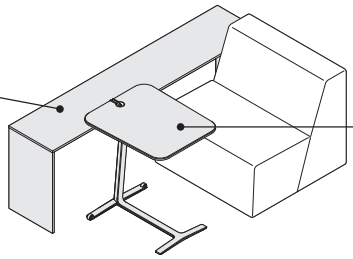

Slim Table serves as a functional anchor at a lounge setting, providing space definition, surface for piling, and distributing power for technology.
▶Specifying, page 296

Skate Table is constructed of a painted steel base with ½" top in High-Pressure Laminate (HPL) or veneer.
Tip: The Skate Table is not intended to be sat on or stood on.
▶Specifying, page 297

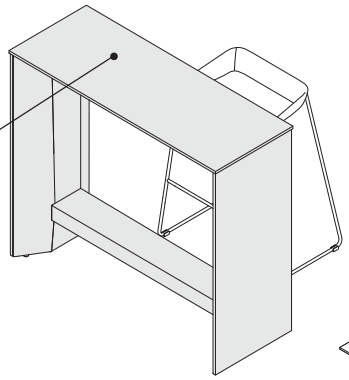

Standing Height Slim Table works in any environment: as a space divider, at the end of a bench run, in front of a meeting room, near a classroom, or as a stand-alone piece. Its shallow width maximizes available real estate.

Standing Height Slim Table is constructed of a painted steel frame with ½" top and side panels in Low-Pressure Laminate (LPL), High-Pressure Laminate (HPL), or veneer.

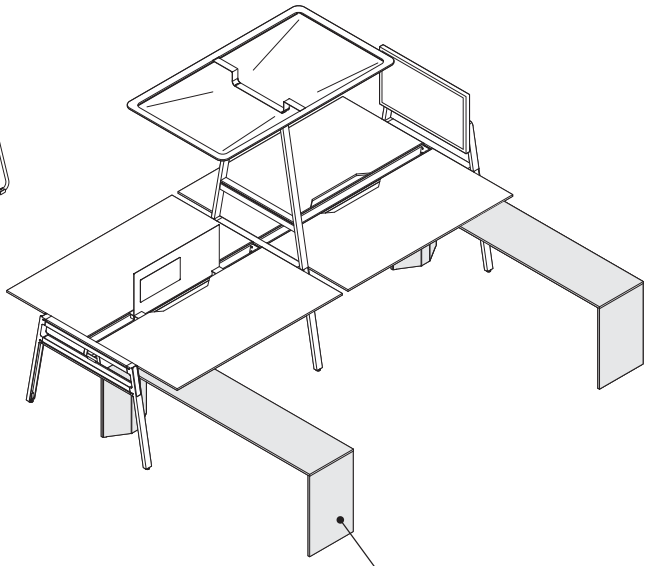

Slim Table is constructed of a painted steel frame with ½" top and side panels in Low-Pressure Laminate (LPL), High-Pressure Laminate (HPL), or select veneers.

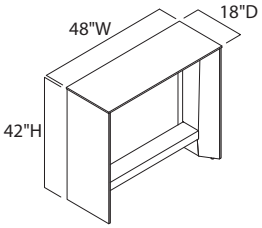

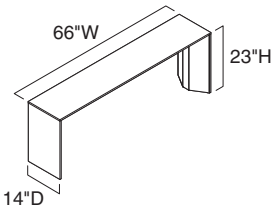

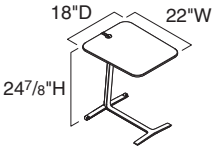

Actual Dimensions

	Standing Height Slim Table	Slim Table	Skate Table
Depth	18"	14"	18"
Width	48" or 60"	66"	22"
Height	42"	23"	24⅞"
Weight	109 lbs. or 121 lbs.	43½ lbs.	10½ lbs.

Product Details

Standing Height Slim Table serves as a short-term workstation and supports a breadth of applications.

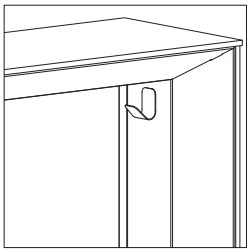

Standing Height Slim Table has built-in power on each side that keeps devices charged, and bag hooks provide a space for personal belongings.

The integrated footshelf facilitates a shift in weight for comfort and well-being, and can be specified with contrasting paint.

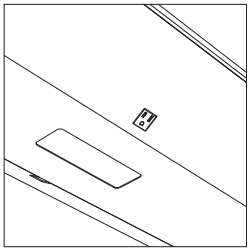

Standing Height Slim Table comes equipped with two receptacles in the middle of each side of the table, with various configurations available:

- Standard: two simplex receptacles
- Power + USB: one simplex receptacle and one simplex receptacle with two USB ports
- Power + USB-C: one simplex receptacle and one simplex receptacle with one USB C port

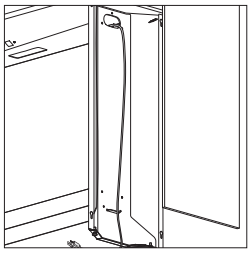

The power cord has approximately 66" (5½') of length from the bottom of the Standing Height Slim Table to reach a power outlet.

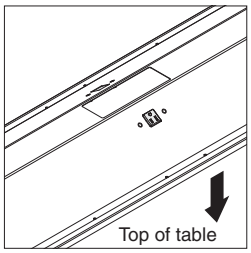

Slim Table comes equipped standard with two platinum simplex 15-amp power receptacles in the middle of each side of the table.

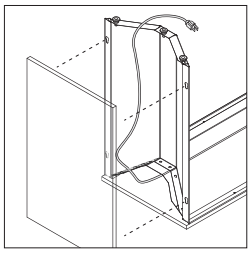

The power cord has 78" (6½ feet) of length from the bottom of the Slim Table to reach a power outlet.

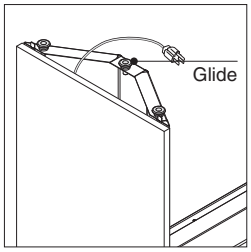

Glides are self leveling, three on either side of the Slim Table and are not adjustable.

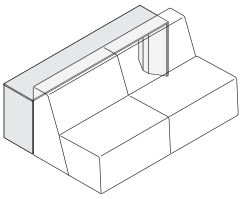

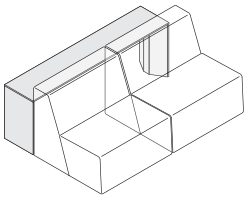

The Slim Table's 66" width fits perfectly behind a Big Lounge or two Half Lounges.

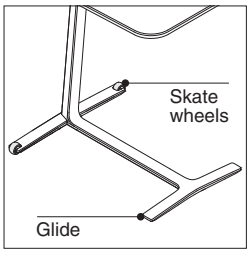

Skate Table comes equipped with two hard plastic glides on the front of the table base, but also two skate wheels on the back of the table base for easy maneuvering.



Skate Table has a Merle plastic grommet to manage cords when powering technology.

Surface Materials

Slim Table

- Low-Pressure Laminate
- High-Pressure Laminate
- Veneer

Skate Table

- High-Pressure Laminate
- Veneer:
  3P41 OP Planked Cherry
  3P51 OP Planked Maple
  3P61 OP Planked Oak
  3P71 OP Planked Walnut
  3VFX OP Unmarked Oak

Slim Table and Skate Table

- Paint

Standing Height Slim Table footshelf

- Paint

Skate Table grommet

- 6527 Merle

Footrest band

- 6009 Arctic White
- 6333 Picasso
- 6335 Wasabi
- 6338 Chili
- 6527 Merle

High-Pressure Laminate edge

- Plastic

Weight Capacities

Standing Height Slim Table: 240 pounds

Slim Table: 240 pounds

Skate Table: 40 pounds

Big Lamp, Footrest, and Screen Facts

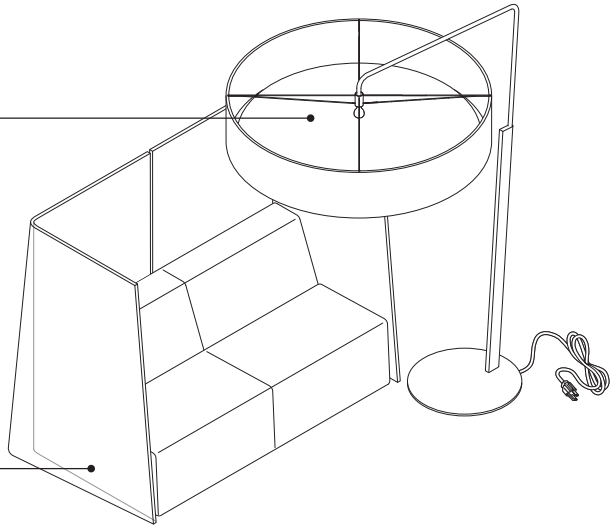

Big Lamp has a painted steel base with fabric lamp shade and white diffuser. At a height of 7'9", the Big Lamp can be installed in a room with an 8' high ceiling or taller. 15-amp plug with 9' electrical cord and an on/off foot switch.
▶ Specifying, page 298
Tip: Consult local fire code authorities if a Big Lamp is placed near ceiling sprinkler system.

Screens are constructed with a steel frame and a mesh sock. Screens are handed. Right-hand and left-hand versions are available.
▶ Specifying, page 299

Product Details

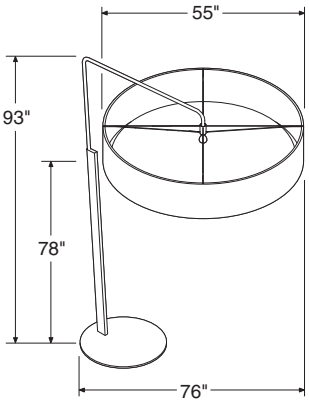

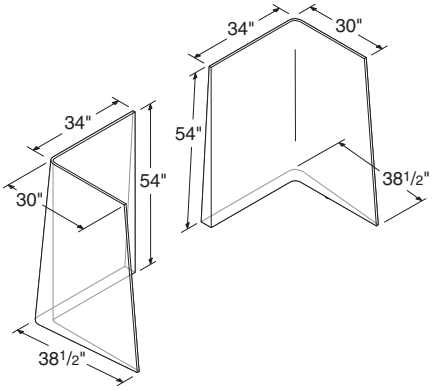

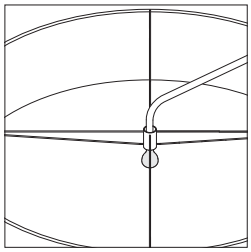

Light bulb is not included. Use a 100 watt 19 incandescent bulb or 15 watt BR30 LED flood bulb. A compact flourescent bulb may be used as long as the overall length does not exceed 4 7/16".

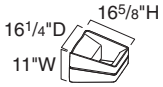

Footrest supports feet and legs and is designed to be used in multiple orientations to encourage active movement when in a lounge posture.
▶ Specifying, page 298

Footrest is grey expanded polypropylene with a plastic band available in five finishes.

Standing

Lounge

Guest

Footrest can be used when in a lounge posture, seated, or standing height. It can also be used as a guest chair.

Surface Materials

Big Lamp
- Painted steel base
- Fabric screen and white diffuser

Footrest band
- 6009 Arctic White
- 6333 Picasso
- 6335 Wasabi
- 6338 Chili
- 6527 Merle

Screen
- Mesh:
  T615 Sultry Smoke
  T620 Arctic Ermine
  T621 Aubergine
  T622 Jungle
  T623 Nemo
  T624 Bumble Bee
  T625 Marina Blue
  T626 Merlot

Lounges

Big Lounge

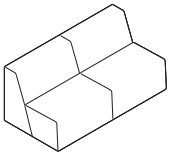

	Standard Includes	Required to Specify
▶ Need help? Product details, page 256	• Fully upholstered armless lounge: fabric price group 1 • Foot: black plastic • Shipped fully assembled • Meets Cal. 117 requirements	1 Style number 2 Fabric color number for upholstery 3 Options, if selected (see below) ▶ See *Surface Materials,* page 302.

	Options	U.S. Price	Required to Specify
Surface Materials	**Single upholstery fabric**		
	• Fabric price group 1	No cost	Specify fabric color number.
	• Fabric price group 2	+$ 43	Specify fabric color number.
	• Fabric price group 3	+$ 168	Specify fabric color number.
	• Fabric price group 4	+$ 297	Specify fabric color number.
	• Fabric price group 5	+$ 534	Specify fabric color number.
	• Fabric price group 6	+$ 559	Specify fabric color number.
	• Fabric price group 7	+$ 643	Specify fabric color number.
	• Fabric price group 8	+$ 915	Specify fabric color number.
	• Fabric price group 9	+$1119	Specify fabric color number.
	• Fabric price group 10	+$1171	Specify fabric color number.
	• Customer's Own Material (COM)	+$ 42	▶ See *Understanding Customer's Own Material (COM),* page 610.
	Multiple upholstery fabric		
	• Different fabric on seat and back	+$ 71	Add suffix **M** to Big Lounge chair style number and select fabric color number for: 1 Seat, 2 Back
	❶ **Fabric on seat**		
	• Fabric price group 1	No cost	Specify fabric color number.
	• Fabric price group 2	+$ 17	Specify fabric color number.
	• Fabric price group 3	+$ 73	Specify fabric color number.
	• Fabric price group 4	+$ 128	Specify fabric color number.
	• Fabric price group 5	+$ 231	Specify fabric color number.
	• Fabric price group 6	+$ 239	Specify fabric color number.
	• Fabric price group 7	+$ 275	Specify fabric color number.
	• Fabric price group 8	+$ 391	Specify fabric color number.
	• Fabric price group 9	+$ 479	Specify fabric color number.
	• Fabric price group 10	+$ 503	Specify fabric color number.
	• Customer's Own Material (COM)	+$ 21	▶ See *Understanding Customer's Own Material (COM),* page 610.
	❷ **Fabric on back**		
	• Fabric price group 1	No cost	Specify fabric color number.
	• Fabric price group 2	+$ 29	Specify fabric color number.
	• Fabric price group 3	+$ 114	Specify fabric color number.
	• Fabric price group 4	+$ 209	Specify fabric color number.
	• Fabric price group 5	+$ 378	Specify fabric color number.
	• Fabric price group 6	+$ 397	Specify fabric color number.
	• Fabric price group 7	+$ 452	Specify fabric color number.
	• Fabric price group 8	+$ 652	Specify fabric color number.
	• Fabric price group 9	+$ 797	Specify fabric color number.
	• Fabric price group 10	+$ 833	Specify fabric color number.
	• Customer's Own Material (COM)	+$ 21	▶ See *Understanding Customer's Own Material (COM),* page 610.
Related Products	• Ottoman		▶ Page 282

Tip: Campfire Lounges can be ordered as a single or multi-fabric upholstery.

Tip: When specifying multiple COM fabrics, indicate all surfaces where COM applies. Example: TS3BCM with Designtex 1234 on seat and Designtex 5678 on back.

Specification Information

Dimensions D	W	H	Style Number	U.S. Base Price
32"	66"	29"	**TS3BC**	$3037

For Canadian Pricing
Multiply U.S. Price by the Canadian price factor.
▶ See page 1 for details.

Big Lounge—Seam

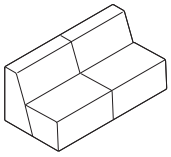

Tip: Seams are located at the top of the back and the front edge of the seat to match seams on Corner Lounges. Corner Lounges come standard with seams. Specify Big and Half Lounges with seams when creating an application with Corner Lounges to create a cohesive design aesthetic.

Tip: Campfire Lounges with seams can be ordered as a single or multi-fabric upholstery.

Tip: When specifying multiple COM fabrics, indicate all surfaces where COM applies. Example: TS3BCM with Designtex 1234 on seat and Designtex 5678 on back.

Tip: Order ganging brackets TS3GANGING to gang units together for more stable applications.

	Standard Includes	Required to Specify
▶ Need help? Product details, page 256	• Fully upholstered armless lounge: fabric price group 1 • Foot: black plastic • Shipped fully assembled • Meets Cal. 117 requirements	1 Style number 2 Fabric color number for upholstery 3 Options, if selected (see below) ▶ See *Surface Materials,* page 302.

	Options	U.S. Price	Required to Specify
Surface Materials	**Single upholstery fabric**		
	• Fabric price group 1	No cost	Specify fabric color number.
	• Fabric price group 2	+$ 43	Specify fabric color number.
	• Fabric price group 3	+$ 168	Specify fabric color number.
	• Fabric price group 4	+$ 297	Specify fabric color number.
	• Fabric price group 5	+$ 534	Specify fabric color number.
	• Fabric price group 6	+$ 559	Specify fabric color number.
	• Fabric price group 7	+$ 643	Specify fabric color number.
	• Fabric price group 8	+$ 915	Specify fabric color number.
	• Fabric price group 9	+$1119	Specify fabric color number.
	• Fabric price group 10	+$1171	Specify fabric color number.
	• Customer's Own Material (COM)	+$ 42	▶ See *Understanding Customer's Own Material (COM),* page 610.
	Multiple upholstery fabric		
	• Different fabric on seat and back	+$ 71	Add suffix **M** to Big Lounge chair style number and select fabric color number for: 1 Seat, 2 Back
	❶ **Fabric on seat**		
	• Fabric price group 1	No cost	Specify fabric color number.
	• Fabric price group 2	+$ 17	Specify fabric color number.
	• Fabric price group 3	+$ 73	Specify fabric color number.
	• Fabric price group 4	+$ 128	Specify fabric color number.
	• Fabric price group 5	+$ 231	Specify fabric color number.
	• Fabric price group 6	+$ 239	Specify fabric color number.
	• Fabric price group 7	+$ 275	Specify fabric color number.
	• Fabric price group 8	+$ 391	Specify fabric color number.
	• Fabric price group 9	+$ 479	Specify fabric color number.
	• Fabric price group 10	+$ 503	Specify fabric color number.
	• Customer's Own Material (COM)	+$ 21	▶ See *Understanding Customer's Own Material (COM),* page 610.
	❷ **Fabric on back**		
	• Fabric price group 1	No cost	Specify fabric color number.
	• Fabric price group 2	+$ 29	Specify fabric color number.
	• Fabric price group 3	+$ 114	Specify fabric color number.
	• Fabric price group 4	+$ 209	Specify fabric color number.
	• Fabric price group 5	+$ 378	Specify fabric color number.
	• Fabric price group 6	+$ 397	Specify fabric color number.
	• Fabric price group 7	+$ 457	Specify fabric color number.
	• Fabric price group 8	+$ 652	Specify fabric color number.
	• Fabric price group 9	+$ 797	Specify fabric color number.
	• Fabric price group 10	+$ 833	Specify fabric color number.
	• Customer's Own Material (COM)	+$ 21	▶ See *Understanding Customer's Own Material (COM),* page 610.
Related Products	• Ottoman		▶ Page 282

Specification Information

Dimensions D	W	H	Style Number	U.S. Base Price
32"	66"	29"	**TS3BCS**	$3058

For Canadian Pricing
Multiply U.S. Price by the Canadian price factor.
▶ See page 1 for details.

Big Lounge—Waterfall

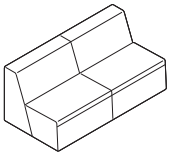

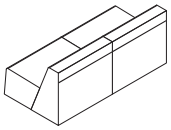

Tip: Waterfall seams are located at the top of the back, the front edge of the seat, 3½" below the front edge seam and 3½" below the top edge seam on the back of the lounge.

Tip: Campfire Lounges with waterfall upholstery can be ordered as a single or multi-fabric upholstery.

Tip: When specifying multiple COM fabrics, indicate all surfaces where COM applies. Example: TS3BCM with Designtex 1234 on seat and Designtex 5678 on back.

Tip: One thread color is used on waterfall lounges with multiple fabrics. The thread color used on the waterfall upholstery will be used on the entire unit.

Tip: Order ganging brackets TS3GANGING to gang units together for more stable applications.

	Standard Includes	Required to Specify
▶ Need help? Product details, page 256	• Fully upholstered armless lounge: fabric price group 1 • Foot: black plastic • Shipped fully assembled • Meets Cal. 117 requirements	1 Style number 2 Fabric color number for upholstery 3 Options, if selected (see below) ▶ See *Surface Materials,* page 302.

	Options	U.S. Price	Required to Specify
Surface Materials	**Single upholstery fabric**		
	• Fabric price group 1	No cost	Specify fabric color number.
	• Fabric price group 2	+$ 43	Specify fabric color number.
	• Fabric price group 3	+$ 168	Specify fabric color number.
	• Fabric price group 4	+$ 297	Specify fabric color number.
	• Fabric price group 5	+$ 534	Specify fabric color number.
	• Fabric price group 6	+$ 559	Specify fabric color number.
	• Fabric price group 7	+$ 643	Specify fabric color number.
	• Fabric price group 8	+$ 915	Specify fabric color number.
	• Fabric price group 9	+$1119	Specify fabric color number.
	• Fabric price group 10	+$1171	Specify fabric color number.
	• Customer's Own Material (COM)	+$ 42	▶ See *Understanding Customer's Own Material (COM),* page 610.
	Multiple upholstery fabric		
	• Different fabric on seat and back	+$ 71	Add suffix **M** to Big Lounge chair style number and select fabric color number for: 1 Seat, 2 Back
	❶ **Fabric on seat**		
	• Fabric price group 1	No cost	Specify fabric color number.
	• Fabric price group 2	+$ 22	Specify fabric color number.
	• Fabric price group 3	+$ 90	Specify fabric color number.
	• Fabric price group 4	+$ 162	Specify fabric color number.
	• Fabric price group 5	+$ 292	Specify fabric color number.
	• Fabric price group 6	+$ 306	Specify fabric color number.
	• Fabric price group 7	+$ 353	Specify fabric color number.
	• Fabric price group 8	+$ 503	Specify fabric color number.
	• Fabric price group 9	+$ 614	Specify fabric color number.
	• Fabric price group 10	+$ 642	Specify fabric color number.
	• Customer's Own Material (COM)	+$ 21	▶ See *Understanding Customer's Own Material (COM),* page 610.
	❷ **Fabric on back**		
	• Fabric price group 1	No cost	Specify fabric color number.
	• Fabric price group 2	+$ 27	Specify fabric color number.
	• Fabric price group 3	+$ 110	Specify fabric color number.
	• Fabric price group 4	+$ 199	Specify fabric color number.
	• Fabric price group 5	+$ 359	Specify fabric color number.
	• Fabric price group 6	+$ 374	Specify fabric color number.
	• Fabric price group 7	+$ 431	Specify fabric color number.
	• Fabric price group 8	+$ 614	Specify fabric color number.
	• Fabric price group 9	+$ 751	Specify fabric color number.
	• Fabric price group 10	+$ 786	Specify fabric color number.
	• Customer's Own Material (COM)	+$ 21	▶ See *Understanding Customer's Own Material (COM),* page 610.
Related Products	• Ottoman		▶ Page 282

Specification Information

Dimensions D	W	H	Style Number	U.S. Base Price
32"	66"	29"	**TS3BCW**	$3089

For Canadian Pricing
Multiply U.S. Price by the Canadian price factor.
▶ See page 1 for details.

Half Lounge

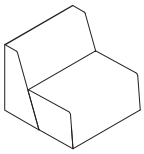

	Standard Includes	Required to Specify
▶ Need help? Product details, page 256	• Fully upholstered armless lounge: fabric price group 1 • Foot: black plastic • Shipped fully assembled • Meets Cal. 117 requirements	1 Style number 2 Fabric color number for upholstery 3 Options, if selected (see below) ▶ See *Surface Materials,* page 302.

	Options	U.S. Price	Required to Specify
Surface Materials	**Single upholstery fabric**		
	• Fabric price group 1	No cost	Specify fabric color number.
	• Fabric price group 2	+$ 22	Specify fabric color number.
	• Fabric price group 3	+$ 76	Specify fabric color number.
	• Fabric price group 4	+$160	Specify fabric color number.
	• Fabric price group 5	+$284	Specify fabric color number.
	• Fabric price group 6	+$306	Specify fabric color number.
	• Fabric price group 7	+$323	Specify fabric color number.
	• Fabric price group 8	+$462	Specify fabric color number.
	• Fabric price group 9	+$540	Specify fabric color number.
	• Fabric price group 10	+$570	Specify fabric color number.
	• Customer's Own Material (COM)	+$ 42	▶ See *Understanding Customer's Own Material (COM),* page 610.
	Multiple upholstery fabric		
	• Different fabric on seat and back	+$ 71	Add suffix **M** to Half Lounge chair style number and select fabric color number for: 1 Seat, 2 Back
	❶ **Fabric on seat**		
	• Fabric price group 1	No cost	Specify fabric color number.
	• Fabric price group 2	+$ 12	Specify fabric color number.
	• Fabric price group 3	+$ 29	Specify fabric color number.
	• Fabric price group 4	+$ 65	Specify fabric color number.
	• Fabric price group 5	+$ 97	Specify fabric color number.
	• Fabric price group 6	+$178	Specify fabric color number.
	• Fabric price group 7	+$193	Specify fabric color number.
	• Fabric price group 8	+$204	Specify fabric color number.
	• Fabric price group 9	+$284	Specify fabric color number.
	• Fabric price group 10	+$315	Specify fabric color number.
	• Customer's Own Material (COM)	+$ 21	▶ See *Understanding Customer's Own Material (COM),* page 610.
	❷ **Fabric on back**		
	• Fabric price group 1	No cost	Specify fabric color number.
	• Fabric price group 2	+$ 18	Specify fabric color number.
	• Fabric price group 3	+$ 59	Specify fabric color number.
	• Fabric price group 4	+$109	Specify fabric color number.
	• Fabric price group 5	+$193	Specify fabric color number.
	• Fabric price group 6	+$199	Specify fabric color number.
	• Fabric price group 7	+$211	Specify fabric color number.
	• Fabric price group 8	+$323	Specify fabric color number.
	• Fabric price group 9	+$348	Specify fabric color number.
	• Fabric price group 10	+$353	Specify fabric color number.
	• Customer's Own Material (COM)	+$ 21	▶ See *Understanding Customer's Own Material (COM),* page 610.

Tip: Campfire Lounges can be ordered as a single or multi-fabric upholstery.

Tip: When specifying multiple COM fabrics, indicate all surfaces where COM applies. Example: TS3HLM with Designtex 1234 on seat and Designtex 5678 on back.

Specification Information

Dimensions D	Dimensions W	Dimensions H	Style Number	U.S. Base Price
32"	33"	29"	**TS3HL**	$1775

For Canadian Pricing
Multiply U.S. Price by the Canadian price factor.
▶ See page 1 for details.

Half Lounge—Seam

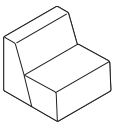

Tip: Seams are located at the top of the back and the front edge of the seat to match seams on Corner Lounges. Corner Lounges come standard with seams. Specify Big and Half Lounges with seams when creating an application with Corner Lounges to create a cohesive design aesthetic.

Tip: Campfire Lounges with seams can be ordered as a single or multi-fabric upholstery.

Tip: When specifying multiple COM fabrics, indicate all surfaces where COM applies. Example: TS3HLM with Designtex 1234 on seat and Designtex 5678 on back.

Tip: Order ganging brackets TS3GANGING to gang units together for more stable applications.

	Standard Includes	Required to Specify
▶ Need help? Product details, page 256	• Fully upholstered armless lounge: fabric price group 1 • Foot: black plastic • Shipped fully assembled • Meets Cal. 117 requirements	1 Style number 2 Fabric color number for upholstery 3 Options, if selected (see below) ▶ See *Surface Materials,* page 302.

	Options	U.S. Price	Required to Specify
Surface Materials	**Single upholstery fabric**		
	• Fabric price group 1	No cost	Specify fabric color number.
	• Fabric price group 2	+$ 22	Specify fabric color number.
	• Fabric price group 3	+$ 76	Specify fabric color number.
	• Fabric price group 4	+$160	Specify fabric color number.
	• Fabric price group 5	+$284	Specify fabric color number.
	• Fabric price group 6	+$306	Specify fabric color number.
	• Fabric price group 7	+$323	Specify fabric color number.
	• Fabric price group 8	+$462	Specify fabric color number.
	• Fabric price group 9	+$540	Specify fabric color number.
	• Fabric price group 10	+$570	Specify fabric color number.
	• Customer's Own Material (COM)	+$ 42	▶ See *Understanding Customer's Own Material (COM),* page 610.
	Multiple upholstery fabric		
	• Different fabric on seat and back	+$ 71	Add suffix **M** to Half Lounge chair style number and select fabric color number for: 1 Seat, 2 Back
	❶ **Fabric on seat**		
	• Fabric price group 1	No cost	Specify fabric color number.
	• Fabric price group 2	+$ 12	Specify fabric color number.
	• Fabric price group 3	+$ 29	Specify fabric color number.
	• Fabric price group 4	+$ 65	Specify fabric color number.
	• Fabric price group 5	+$ 97	Specify fabric color number.
	• Fabric price group 6	+$178	Specify fabric color number.
	• Fabric price group 7	+$193	Specify fabric color number.
	• Fabric price group 8	+$204	Specify fabric color number.
	• Fabric price group 9	+$284	Specify fabric color number.
	• Fabric price group 10	+$315	Specify fabric color number.
	• Customer's Own Material (COM)	+$ 21	▶ See *Understanding Customer's Own Material (COM),* page 610.
	❷ **Fabric on back**		
	• Fabric price group 1	No cost	Specify fabric color number.
	• Fabric price group 2	+$ 18	Specify fabric color number.
	• Fabric price group 3	+$ 59	Specify fabric color number.
	• Fabric price group 4	+$109	Specify fabric color number.
	• Fabric price group 5	+$193	Specify fabric color number.
	• Fabric price group 6	+$199	Specify fabric color number.
	• Fabric price group 7	+$211	Specify fabric color number.
	• Fabric price group 8	+$323	Specify fabric color number.
	• Fabric price group 9	+$348	Specify fabric color number.
	• Fabric price group 10	+$353	Specify fabric color number.
	• Customer's Own Material (COM)	+$ 21	▶ See *Understanding Customer's Own Material (COM),* page 610.

Specification Information

Dimensions D	W	H	Style Number	U.S. Base Price
32"	33"	29"	**TS3HLS**	$1796

For Canadian Pricing
Multiply U.S. Price by the Canadian price factor.
▶ See page 1 for details.

Half Lounge—Waterfall

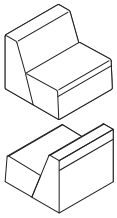

Tip: Waterfall seams are located at the top of the back, the front edge of the seat, 3½" below the front edge seam and 3½" below the top edge seam on the back of the lounge.

Tip: Campfire Lounges with waterfall upholstery can be ordered as a single or multi-fabric upholstery.

Tip: When specifying multiple COM fabrics, indicate all surfaces where COM applies. Example: TS3HLM with Designtex 1234 on seat and Designtex 5678 on back.

Tip: One thread color is used on waterfall lounges with multiple fabrics. The thread color used on the waterfall upholstery will be used on the entire unit.

Tip: Order ganging brackets TS3GANGING to gang units together for more stable applications.

Standard Includes	Required to Specify
▶ Need help? Product details, page 256	1 Style number 2 Fabric color number for upholstery 3 Options, if selected (see below) ▶ See *Surface Materials,* page 302.

- Fully upholstered armless lounge: fabric price group 1
- Foot: black plastic
- Shipped fully assembled
- Meets Cal. 117 requirements

	Options	U.S. Price	Required to Specify
Surface Materials	**Single upholstery fabric**		
	• Fabric price group 1	No cost	Specify fabric color number.
	• Fabric price group 2	+$ 22	Specify fabric color number.
	• Fabric price group 3	+$ 76	Specify fabric color number.
	• Fabric price group 4	+$160	Specify fabric color number.
	• Fabric price group 5	+$284	Specify fabric color number.
	• Fabric price group 6	+$306	Specify fabric color number.
	• Fabric price group 7	+$323	Specify fabric color number.
	• Fabric price group 8	+$462	Specify fabric color number.
	• Fabric price group 9	+$540	Specify fabric color number.
	• Fabric price group 10	+$570	Specify fabric color number.
	• Customer's Own Material (COM)	+$ 42	▶ See *Understanding Customer's Own Material (COM),* page 610.
	Multiple upholstery fabric		
	• Different fabric on seat and back	+$ 71	Add suffix **M** to Half Lounge chair style number and select fabric color number for: 1 Seat, 2 Back
	❶ **Fabric on seat**		
	• Fabric price group 1	No cost	Specify fabric color number.
	• Fabric price group 2	+$ 15	Specify fabric color number.
	• Fabric price group 3	+$ 43	Specify fabric color number.
	• Fabric price group 4	+$ 84	Specify fabric color number.
	• Fabric price group 5	+$139	Specify fabric color number.
	• Fabric price group 6	+$181	Specify fabric color number.
	• Fabric price group 7	+$195	Specify fabric color number.
	• Fabric price group 8	+$254	Specify fabric color number.
	• Fabric price group 9	+$304	Specify fabric color number.
	• Fabric price group 10	+$322	Specify fabric color number.
	• Customer's Own Material (COM)	+$ 21	▶ See *Understanding Customer's Own Material (COM),* page 610.
	❷ **Fabric on back**		
	• Fabric price group 1	No cost	Specify fabric color number.
	• Fabric price group 2	+$ 18	Specify fabric color number.
	• Fabric price group 3	+$ 52	Specify fabric color number.
	• Fabric price group 4	+$103	Specify fabric color number.
	• Fabric price group 5	+$170	Specify fabric color number.
	• Fabric price group 6	+$221	Specify fabric color number.
	• Fabric price group 7	+$238	Specify fabric color number.
	• Fabric price group 8	+$309	Specify fabric color number.
	• Fabric price group 9	+$372	Specify fabric color number.
	• Fabric price group 10	+$392	Specify fabric color number.
	• Customer's Own Material (COM)	+$ 21	▶ See *Understanding Customer's Own Material (COM),* page 610.

Specification Information

Dimensions D	W	H	Style Number	U.S. Base Price
32"	33"	29"	**TS3HLW**	$1827

For Canadian Pricing
Multiply U.S. Price by the Canadian price factor.
▶ See page 1 for details.

90º Corner Lounges

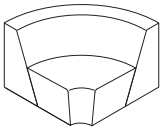

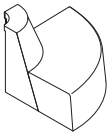

Tip: 90° Corner Lounges available inside or outside facing.

Tip: When creating an application using Big or Half Lounges, specify the Big and Half Lounges with a seam for a cohesive design aesthetic.

Tip: Campfire Corner Lounges can be ordered as a single or multi-fabric upholstery.

Tip: When specifying multiple COM fabrics, indicate all surfaces where COM applies. Example: TS3HLM with Designtex 1234 on seat and Designtex 5678 on back.

Tip: Order ganging brackets TS3GANGING to gang units together for more stable applications.

	Standard Includes	Required to Specify
▶ Need help? Product details, page 256	• Fully upholstered armless corner lounge: fabric price group 1 • Foot: black plastic • Shipped fully assembled • Meets Cal. 117 requirements	1 Style number 2 Fabric color number for upholstery 3 Options, if selected (see below) ▶ See *Surface Materials,* page 302.

	Options	U.S. Price	Required to Specify
Surface Materials	**Single upholstery fabric**		
	• Fabric price group 1	No cost	Specify fabric color number.
	• Fabric price group 2	+$ 31	Specify fabric color number.
	• Fabric price group 3	+$120	Specify fabric color number.
	• Fabric price group 4	+$231	Specify fabric color number.
	• Fabric price group 5	+$412	Specify fabric color number.
	• Fabric price group 6	+$437	Specify fabric color number.
	• Fabric price group 7	+$481	Specify fabric color number.
	• Fabric price group 8	+$688	Specify fabric color number.
	• Fabric price group 9	+$822	Specify fabric color number.
	• Fabric price group 10	+$865	Specify fabric color number.
	• Customer's Own Material (COM)	+$ 42	▶ See *Understanding Customer's Own Material (COM),* page 610.
	Multiple upholstery fabric		
	• Different fabric on seat and back	+$ 71	Add suffix **M** to Half Lounge chair style number and select fabric color number for: 1 Seat, 2 Back
	❶ **Fabric on seat**		
	• Fabric price group 1	No cost	Specify fabric color number.
	• Fabric price group 2	+$ 16	Specify fabric color number.
	• Fabric price group 3	+$ 57	Specify fabric color number.
	• Fabric price group 4	+$107	Specify fabric color number.
	• Fabric price group 5	+$172	Specify fabric color number.
	• Fabric price group 6	+$260	Specify fabric color number.
	• Fabric price group 7	+$295	Specify fabric color number.
	• Fabric price group 8	+$341	Specify fabric color number.
	• Fabric price group 9	+$454	Specify fabric color number.
	• Fabric price group 10	+$490	Specify fabric color number.
	• Customer's Own Material (COM)	+$ 21	▶ See *Understanding Customer's Own Material (COM),* page 610.
	❷ **Fabric on back**		
	• Fabric price group 1	No cost	Specify fabric color number.
	• Fabric price group 2	+$ 23	Specify fabric color number.
	• Fabric price group 3	+$ 81	Specify fabric color number.
	• Fabric price group 4	+$150	Specify fabric color number.
	• Fabric price group 5	+$257	Specify fabric color number.
	• Fabric price group 6	+$272	Specify fabric color number.
	• Fabric price group 7	+$301	Specify fabric color number.
	• Fabric price group 8	+$443	Specify fabric color number.
	• Fabric price group 9	+$497	Specify fabric color number.
	• Fabric price group 10	+$509	Specify fabric color number.
	• Customer's Own Material (COM)	+$ 21	▶ See *Understanding Customer's Own Material (COM),* page 610.

For Canadian Pricing
Multiply U.S. Price by the Canadian price factor.
▶ See page 1 for details.

Specification Information

Dimensions D	Dimensions W	Dimensions H	Style Number	U.S. Base Price

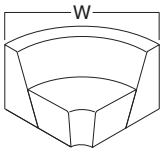

Inside Corner Lounge

32"	54½"	29"	**TS3CRIN90S**	$2276

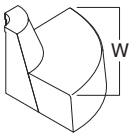

Outside Corner Lounge

32"	55¼"	29"	**TS3CROUT90S**	$2276

For Canadian Pricing
Multiply U.S. Price by the Canadian price factor.
▶See page 1 for details.

90º Corner Lounges—Waterfall

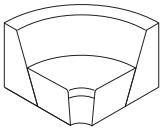

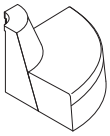

Tip: 90° Corner Lounges available inside or outside facing.

Tip: Waterfall seams are located at the top of the back, the front edge of the seat, 3½" below the front edge seam and 3½" below the top edge seam on the back of the lounge.

Tip: When creating an application using Big or Half Lounges, specify the Big and Half Lounges with a seam for a cohesive design aesthetic.

Tip: Campfire Corner Lounges with waterfall upholstery can be ordered as a single or multi-fabric upholstery.

Tip: When specifying multiple COM fabrics, indicate all surfaces where COM applies. Example: TS3HLM with Designtex 1234 on seat and Designtex 5678 on back.

Tip: One thread color is used on waterfall lounges with multiple fabrics. The thread color used on the waterfall upholstery will be used on the entire unit.

Tip: Order ganging brackets TS3GANGING to gang units together for more stable applications.

	Standard Includes	Required to Specify
▶ Need help? Product details, page 256	• Fully upholstered armless corner lounge: fabric price group 1 • Foot: black plastic • Shipped fully assembled • Meets Cal. 117 requirements	1 Style number 2 Fabric color number for upholstery 3 Options, if selected (see below) ▶ See *Surface Materials,* page 302.

	Options	U.S. Price	Required to Specify
Surface Materials	**Single upholstery fabric**		
	• Fabric price group 1	No cost	Specify fabric color number.
	• Fabric price group 2	+$ 31	Specify fabric color number.
	• Fabric price group 3	+$120	Specify fabric color number.
	• Fabric price group 4	+$231	Specify fabric color number.
	• Fabric price group 5	+$412	Specify fabric color number.
	• Fabric price group 6	+$437	Specify fabric color number.
	• Fabric price group 7	+$481	Specify fabric color number.
	• Fabric price group 8	+$688	Specify fabric color number.
	• Fabric price group 9	+$822	Specify fabric color number.
	• Fabric price group 10	+$865	Specify fabric color number.
	• Customer's Own Material (COM)	+$ 42	▶ See *Understanding Customer's Own Material (COM),* page 610.
	Multiple upholstery fabric		
	• Different fabric on seat and back	+$ 71	Add suffix **M** to Half Lounge chair style number and select fabric color number for: 1 Seat, 2 Back
	❶ Fabric on seat		
	• Fabric price group 1	No cost	Specify fabric color number.
	• Fabric price group 2	+$ 19	Specify fabric color number.
	• Fabric price group 3	+$ 67	Specify fabric color number.
	• Fabric price group 4	+$124	Specify fabric color number.
	• Fabric price group 5	+$213	Specify fabric color number.
	• Fabric price group 6	+$249	Specify fabric color number.
	• Fabric price group 7	+$278	Specify fabric color number.
	• Fabric price group 8	+$377	Specify fabric color number.
	• Fabric price group 9	+$457	Specify fabric color number.
	• Fabric price group 10	+$481	Specify fabric color number.
	• Customer's Own Material (COM)	+$ 21	▶ See *Understanding Customer's Own Material (COM),* page 610.
	❷ Fabric on back		
	• Fabric price group 1	No cost	Specify fabric color number.
	• Fabric price group 2	+$ 23	Specify fabric color number.
	• Fabric price group 3	+$ 81	Specify fabric color number.
	• Fabric price group 4	+$152	Specify fabric color number.
	• Fabric price group 5	+$261	Specify fabric color number.
	• Fabric price group 6	+$304	Specify fabric color number.
	• Fabric price group 7	+$339	Specify fabric color number.
	• Fabric price group 8	+$461	Specify fabric color number.
	• Fabric price group 9	+$559	Specify fabric color number.
	• Fabric price group 10	+$588	Specify fabric color number.
	• Customer's Own Material (COM)	+$ 21	▶ See *Understanding Customer's Own Material (COM),* page 610.

For Canadian Pricing
Multiply U.S. Price by the Canadian price factor.
▶ See page 1 for details.

Specification Information

Dimensions D	Dimensions W	Dimensions H	Style Number	U.S. Base Price

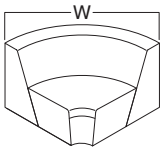

Inside Corner Lounge

32"	54½"	29"	**TS3CRIN90W**	$2307

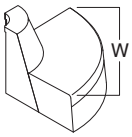

Outside Corner Lounge

32"	55¼"	29"	**TS3CROUT90W**	$2307

For Canadian Pricing
Multiply U.S. Price by the Canadian price factor.
▶See page 1 for details.

60º Corner Lounges

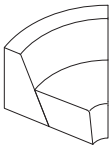

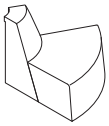

Tip: 60° Corner Lounges available inside or outside facing.

Tip: When creating an application using Big or Half Lounges, specify the Big and Half Lounges with a seam for a cohesive design aesthetic.

Tip: Campfire Corner Lounges can be ordered as a single or multi-fabric upholstery.

Tip: When specifying multiple COM fabrics, indicate all surfaces where COM applies. Example: TS3HLM with Designtex 1234 on seat and Designtex 5678 on back.

Tip: Order ganging brackets TS3GANGING to gang units together for more stable applications.

	Standard Includes	Required to Specify
▶ Need help? Product details, page 256	• Fully upholstered armless corner lounge: fabric price group 1 • Foot: black plastic • Shipped fully assembled • Meets Cal. 117 requirements	1 Style number 2 Fabric color number for upholstery 3 Options, if selected (see below) ▶ See *Surface Materials,* page 302.

	Options	U.S. Price	Required to Specify
Surface Materials	**Single upholstery fabric**		
	• Fabric price group 1	No cost	Specify fabric color number.
	• Fabric price group 2	+$ 28	Specify fabric color number.
	• Fabric price group 3	+$107	Specify fabric color number.
	• Fabric price group 4	+$205	Specify fabric color number.
	• Fabric price group 5	+$365	Specify fabric color number.
	• Fabric price group 6	+$388	Specify fabric color number.
	• Fabric price group 7	+$428	Specify fabric color number.
	• Fabric price group 8	+$611	Specify fabric color number.
	• Fabric price group 9	+$731	Specify fabric color number.
	• Fabric price group 10	+$769	Specify fabric color number.
	• Customer's Own Material (COM)	+$ 42	▶ See *Understanding Customer's Own Material (COM),* page 610.
	Multiple upholstery fabric		
	• Different fabric on seat and back	+$ 71	Add suffix **M** to Half Lounge chair style number and select fabric color number for: 1 Seat, 2 Back
	❶ **Fabric on seat**		
	• Fabric price group 1	No cost	Specify fabric color number.
	• Fabric price group 2	+$ 15	Specify fabric color number.
	• Fabric price group 3	+$ 51	Specify fabric color number.
	• Fabric price group 4	+$ 96	Specify fabric color number.
	• Fabric price group 5	+$153	Specify fabric color number.
	• Fabric price group 6	+$232	Specify fabric color number.
	• Fabric price group 7	+$263	Specify fabric color number.
	• Fabric price group 8	+$303	Specify fabric color number.
	• Fabric price group 9	+$404	Specify fabric color number.
	• Fabric price group 10	+$436	Specify fabric color number.
	• Customer's Own Material (COM)	+$ 21	▶ See *Understanding Customer's Own Material (COM),* page 610.
	❷ **Fabric on back**		
	• Fabric price group 1	No cost	Specify fabric color number.
	• Fabric price group 2	+$ 21	Specify fabric color number.
	• Fabric price group 3	+$ 72	Specify fabric color number.
	• Fabric price group 4	+$132	Specify fabric color number.
	• Fabric price group 5	+$229	Specify fabric color number.
	• Fabric price group 6	+$243	Specify fabric color number.
	• Fabric price group 7	+$269	Specify fabric color number.
	• Fabric price group 8	+$393	Specify fabric color number.
	• Fabric price group 9	+$442	Specify fabric color number.
	• Fabric price group 10	+$453	Specify fabric color number.
	• Customer's Own Material (COM)	+$ 21	▶ See *Understanding Customer's Own Material (COM),* page 610.

For Canadian Pricing
Multiply U.S. Price by the Canadian price factor.
▶ See page 1 for details.

Specification Information

Dimensions D	Dimensions W	Dimensions H	Style Number	U.S. Base Price

Inside Corner Lounge

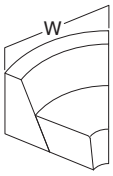

32"	38½"	29"	**TS3CRIN60S**	$2023

Outside Corner Lounge

32"	39¼"	29"	**TS3CROUT60S**	$2023

For Canadian Pricing
Multiply U.S. Price by the Canadian price factor.
▶See page 1 for details.

60º Corner Lounges—Waterfall

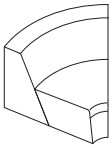

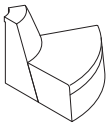

Tip: 60° Corner Lounges available inside or outside facing.

Tip: Waterfall seams are located at the top of the back, the front edge of the seat, 3½" below the front edge seam and 3½" below the top edge seam on the back of the lounge.

Tip: When creating an application using Big or Half Lounges, specify the Big and Half Lounges with a seam for a cohesive design aesthetic.

Tip: Campfire Corner Lounges with waterfall upholstery can be ordered as a single or multi-fabric upholstery.

Tip: When specifying multiple COM fabrics, indicate all surfaces where COM applies. Example: TS3HLM with Designtex 1234 on seat and Designtex 5678 on back.

Tip: One thread color is used on waterfall lounges with multiple fabrics. The thread color used on the waterfall upholstery will be used on the entire unit.

Tip: Order ganging brackets TS3GANGING to gang units together for more stable applications.

	Standard Includes	Required to Specify
▶ Need help? Product details, page 256	• Fully upholstered armless corner lounge: fabric price group 1 • Foot: black plastic • Shipped fully assembled • Meets Cal. 117 requirements	1 Style number 2 Fabric color number for upholstery 3 Options, if selected (see below) ▶ See *Surface Materials,* page 302.

	Options	U.S. Price	Required to Specify
Surface Materials	**Single upholstery fabric**		
	• Fabric price group 1	No cost	Specify fabric color number.
	• Fabric price group 2	+$ 28	Specify fabric color number.
	• Fabric price group 3	+$107	Specify fabric color number.
	• Fabric price group 4	+$205	Specify fabric color number.
	• Fabric price group 5	+$365	Specify fabric color number.
	• Fabric price group 6	+$388	Specify fabric color number.
	• Fabric price group 7	+$428	Specify fabric color number.
	• Fabric price group 8	+$611	Specify fabric color number.
	• Fabric price group 9	+$731	Specify fabric color number.
	• Fabric price group 10	+$769	Specify fabric color number.
	• Customer's Own Material (COM)	+$ 42	▶ See *Understanding Customer's Own Material (COM),* page 610.
	Multiple upholstery fabric		
	• Different fabric on seat and back	+$ 71	Add suffix **M** to Half Lounge chair style number and select fabric color number for: 1 Seat, 2 Back
	❶ **Fabric on seat**		
	• Fabric price group 1	No cost	Specify fabric color number.
	• Fabric price group 2	+$ 17	Specify fabric color number.
	• Fabric price group 3	+$ 59	Specify fabric color number.
	• Fabric price group 4	+$109	Specify fabric color number.
	• Fabric price group 5	+$189	Specify fabric color number.
	• Fabric price group 6	+$221	Specify fabric color number.
	• Fabric price group 7	+$247	Specify fabric color number.
	• Fabric price group 8	+$336	Specify fabric color number.
	• Fabric price group 9	+$407	Specify fabric color number.
	• Fabric price group 10	+$428	Specify fabric color number.
	• Customer's Own Material (COM)	+$ 21	▶ See *Understanding Customer's Own Material (COM),* page 610.
	❷ **Fabric on back**		
	• Fabric price group 1	No cost	Specify fabric color number.
	• Fabric price group 2	+$ 21	Specify fabric color number.
	• Fabric price group 3	+$ 72	Specify fabric color number.
	• Fabric price group 4	+$133	Specify fabric color number.
	• Fabric price group 5	+$233	Specify fabric color number.
	• Fabric price group 6	+$270	Specify fabric color number.
	• Fabric price group 7	+$301	Specify fabric color number.
	• Fabric price group 8	+$411	Specify fabric color number.
	• Fabric price group 9	+$499	Specify fabric color number.
	• Fabric price group 10	+$524	Specify fabric color number.
	• Customer's Own Material (COM)	+$ 21	▶ See *Understanding Customer's Own Material (COM),* page 610.

For Canadian Pricing
Multiply U.S. Price by the Canadian price factor.
▶ See page 1 for details.

Specification Information

Dimensions D	W	H	Style Number	U.S. Base Price

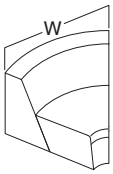

Inside Corner Lounge

32"	38½"	29"	**TS3CRIN60W**	$2054

Outside Corner Lounge

32"	39¼"	29"	**TS3CROUT60W**	$2054

Ganging Brackets

Standard Includes	Required to Specify
• Set of two ganging brackets: black plastic • Hardware kit	Style number

Related Products

• Corner Lounges	▶ Pages 274–280

Specification Information

Style Number	U.S. Price
TS3GANGING	$58

For Canadian Pricing
Multiply U.S. Price by the Canadian price factor.
▶ See page 1 for details.

Ottoman

	Standard Includes	Required to Specify
▶ Need help? Product details, page 256	• Fully upholstered Ottoman: fabric price group 1 • Four adjustable-height legs: brushed aluminum • Meets Cal. 117 requirements	1 Style number 2 Fabric color number for upholstery 3 Options, if selected (see below) ▶ See *Surface Materials,* page 477

	Options	U.S. Price	Required to Specify
Surface Materials	**Upholstery**		
	• Fabric price group 1	No cost	Specify fabric color number.
	• Fabric price group 2	+$ 17	Specify fabric color number.
	• Fabric price group 3	+$ 47	Specify fabric color number.
	• Fabric price group 4	+$ 69	Specify fabric color number.
	• Fabric price group 5	+$ 87	Specify fabric color number.
	• Fabric price group 6	+$107	Specify fabric color number.
	• Fabric price group 7	+$127	Specify fabric color number.
	• Fabric price group 8	+$163	Specify fabric color number.
	• Fabric price group 9	+$201	Specify fabric color number.
	• Fabric price group 10	+$229	Specify fabric color number.
	• Customer's Own Material (COM)	+$ 41	▶ See *Understanding Customer's Own Material (COM),* page 610.
	Legs		
	• Solid round wood legs	+$178	Specify *with solid round wood legs* and select V1AC Natural Cherry, V1AM Clear Maple, or V1EW Dark Walnut.
Glides	• Low profile glide	No cost	Specify *with low profile glides.*

Tip: Wood legs are natural wood and may show variations in grain and color.

Tip: The Ottoman must be specified with low profile glides.

Specification Information

Style Number	U.S. Base Price
TS34401	$592

For Canadian Pricing
Multiply U.S. Price by the Canadian price factor.
▶ See page 1 for details.

Pouf

	Standard Includes	Required to Specify
▶ Need help? Product details, page 256	• Upholstered body: fabric price group 1 • Base: black plastic • Handle: nylon • Glides: plastic • Ships fully assembled	1 Style number 2 Fabric color number for body 3 Nylon color number for handle: 5JG0 Black 5JG1 Burgundy 5JG2 Taupe 5JG3 Silver 5JG4 Teal 5JG5 Red 5JG6 Pacific Blue 4 Options, if selected (see below) ▶ See *Surface Materials,* page 302.

	Options	U.S. Price	Required to Specify
Surface Materials	**Upholstery**		
	• Fabric price group 1	No cost	Specify fabric color number.
	• Fabric price group 5	+$85	Specify fabric color number.
	• Customer's Own Material (COM)	+$42	▶ See *Understanding Customer's Own Material (COM)*, page 610.
	Contrasting stitching		
	• No contrast stitching	No cost	Specify *with no contrast stitching.*
	• Contrast stitching	+$31	Specify *with contrasting stitching* and specify color number.
			▶ See *Surface Materials,* page 302.

Tip: Contrast stitching will be 138 weight thread. Thread is normal weight when no contrast stitching is selected.

Tip: Pouf is designed to support weights up to 225 pounds.

Specification Information

Dimensions D	W	H	Style Number	U.S. Base Price
15"	15"	18"	**TS4PF**	$490

For Canadian Pricing
Multiply U.S. Price by the Canadian price factor.
▶ See page 1 for details.

Wedge

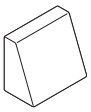

Tip: Wedge connects only to Big or Half Lounge, not corner lounges.

	Standard Includes	Required to Specify
▶ Need help? Product details, page 256	• Fully upholstered Wedge: fabric price group 1 • Foot: black plastic • Deck stitch detail • Connecting hardware	1 Style number 2 Fabric color number for upholstery 3 Options, if selected (see below) ▶ See *Surface Materials,* page 477.

	Options	U.S. Price	Required to Specify
Surface Materials	**Upholstery**		
	• Fabric price group 1	No cost	Specify fabric color number.
	• Fabric price group 2	+$ 17	Specify fabric color number.
	• Fabric price group 3	+$ 47	Specify fabric color number.
	• Fabric price group 4	+$ 78	Specify fabric color number.
	• Fabric price group 5	+$123	Specify fabric color number.
	• Fabric price group 6	+$204	Specify fabric color number.
	• Fabric price group 7	+$257	Specify fabric color number.
	• Fabric price group 8	+$284	Specify fabric color number.
	• Fabric price group 9	+$334	Specify fabric color number.
	• Fabric price group 10	+$378	Specify fabric color number.
	• Customer's Own Material (COM)	+$ 42	▶ See *Understanding Customer's Own Material (COM),* page 610.

Specification Information

Style Number	U.S. Base Price
TS3WG	$1075

For Canadian Pricing
Multiply U.S. Price by the Canadian price factor.
▶ See page 1 for details.

Big Tables

Big Tables

	Standard Includes	Required to Specify
▶ Need help? Product details, page 260	• 1⅜"-thick worksurface center and end panel: Low-Pressure Laminate • 3 mm radius edge band on top sides: default color to match laminate • 1 mm radius edge band vertical: default color to match laminate • Adjustable leveling glides • Shipped ready to assemble	1 Style number 2 Low-Pressure Laminate color number for table top, center, and end panel 3 Options, if selected (see below) ▶ See *Surface Materials,* page 302.

For laminate group 2 and 3 pricing, *please refer to the electronic catalog or SmartTools.*

Tip: Contrasting finishes are limited to the primary finish (Low-Pressure Laminate with contrasting Low-Pressure Laminate, High-Pressure Laminate with contrasting High-Pressure Laminate, or veneer with contrasting veneer).

	Options	U.S. Price		Required to Specify
Surface Materials	**High-Pressure Laminate**	**28"H**	**40"H**	
	• High-Pressure Laminate price group 1	+$ 659	+$ 743	Specify High-Pressure Laminate color number.
	• High-Pressure Laminate price group 2	See information at left		Specify High-Pressure Laminate color number.
	• High-Pressure Laminate price group 3	See information at left		Specify High-Pressure Laminate color number.
	• Open Line laminate	+$ 77 plus cost of laminate	+$ 77 plus cost of laminate	▶ See *Surface Materials Reference Manual.*
	Wood veneer	**28"H**	**40"H**	
	• Wood group 1	+$1792	+$1883	Specify wood color number.
	• Wood group 2	+$2126	+$2230	Specify wood color number.
	• Wood group 3	+$2363	+$2467	Specify wood color number.
Modesty Panel	• Contrasting modesty panel	+$ 114		Specify *with contrasting modesty panel* and indicate color number.
Related Products	• Mobile Storage Cabinets and Wardrobes			▶ Page 290
	• Table Drawer			▶ Page 289

Specification Information

Dimensions D	W	H	Style Number	U.S. Base Price
48"	96"	28"	**TS4TL28**	$2200
48"	96"	40"	**TS4TL40**	$2460

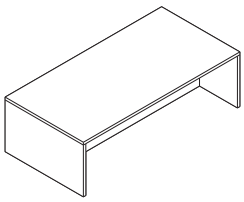

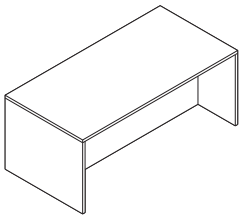

For Canadian Pricing
Multiply U.S. Price by the Canadian price factor.
▶ See page 1 for details.

Big Tables with Trough

Tip: When using Thread solutions in conjunction with Big Table power options, please specify a Thread power adapter (PFLADPTR) and a Thread connector (PFLCNCTR).
▶See *Architectural Solutions Specification Guide*

	Standard Includes	Required to Specify
▶Need help? Product details, page 260	• 1⅜"-thick worksurface center and end panel: Low-Pressure Laminate • 3 mm radius edge band on top sides: default color to match laminate • 1 mm radius edge band vertical: default color to match laminate • Technology trough: 4799 Metallic Platinum • Grommet on each end of trough: paint • Adjustable leveling glides • Shipped ready to assemble	1 Style number 2 Low-Pressure Laminate color number for table top, center, and end panel 3 Paint color number for grommet 4 Options, if selected (see below) ▶See *Surface Materials,* page 302.

Tip: Trough is 10" in diameter.

For laminate group 2 and 3 pricing, *please refer to the electronic catalog or SmartTools.*

Tip: Contrasting finishes are limited to the primary finish (Low-Pressure Laminate with contrasting Low-Pressure Laminate, High-Pressure Laminate with contrasting High-Pressure Laminate, or veneer with contrasting veneer).

Tip: Pop-up receptacles come with a 10' cord.

Tip: For use in Chicago, use TS4TPWR1 or TS4TPWRD1 Pop-Up Power Receptacle and Data only.

Tip: For hardwire option, contact Specials.

	Options	U.S. Price		Required to Specify
Surface Materials	**High-Pressure Laminate**	**28"H**	**40"H**	
	• High-Pressure Laminate price group 1	+$ 561	+$ 640	Specify High-Pressure Laminate color number.
	• High-Pressure Laminate price group 2	See information at left		Specify High-Pressure Laminate color number.
	• High-Pressure Laminate price group 3	See information at left		Specify High-Pressure Laminate color number.
	• Open Line laminate	+$ 77 plus cost of laminate	+$ 77 plus cost of laminate	▶See *Surface Materials Reference Manual.*
	Wood veneer	**28"H**	**40"H**	
	• Wood group 1	+$1695	+$1781	Specify wood color number.
	• Wood group 2	+$2051	+$2150	Specify wood color number.
	• Wood group 3	+$2390	+$2388	Specify wood color number.
	Paint			
	• Paint price group 1	No cost		Specify paint color number.
	• Paint price group 2	+$ 17		Specify paint color number.
	• Paint price group 3	+$ 27		Specify paint color number.
Modesty Panel	• Contrasting modesty panel	+$ 114		Specify *with contrasting modesty panel* and indicate color number.
Receptacles	• Pop-up receptacle: set of 2 power on each end	+$ 822		Specify *with 2 power receptacle* and specify paint color number.
	• Pop-up receptacle: set of 1 power, 1 data on each end	+$ 822		Specify *with 1 power/1 data receptacle* and specify paint color number.
	• Pop-up receptable: set of 1 power, 1 USB at each end	+$ 944		Specify *with 1 power/1 USB* and and specify paint color number.
Center Rail	• Anodized aluminum	+$ 312		Specify *with center rail.*
Related Products	• Mobile Storage Cabinets and Wardrobes			▶Page 290
	• Table Drawer			▶Page 289
	• Receptacles			▶Page 300

Specification Information

Dimensions D	W	H	Style Number	U.S. Base Price
48"	96"	28"	**TS4TLT28**	$2639
48"	96"	40"	**TS4TLT40**	$2905

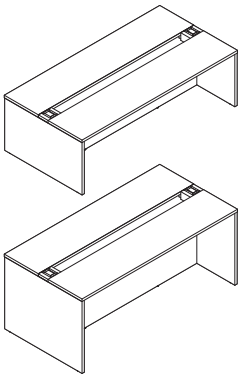

Big Tables with Grommets

Tip: If power is desired, make sure to specify one of the receptacle options. The standard Big Table with Grommets comes with an insert to cover the cutout and does not provide power.

	Standard Includes	Required to Specify
▶ Need help? Product details, page 260	• 1⅜"-thick worksurface center and end panel: Low-Pressure Laminate • 3 mm radius edge band on top sides: default color to match laminate • 1 mm radius edge band vertical: default color to match laminate • Grommet on each end of trough: paint • Adjustable leveling glides • Shipped ready to assemble	1 Style number 2 Low-Pressure Laminate color number for table top, center, and end panel 3 Paint color number for grommet 4 Options, if selected (see below) ▶ See *Surface Materials,* page 302.

For laminate group 2 and 3 pricing, *please refer to the electronic catalog or SmartTools.*

Tip: Contrasting finishes are limited to the primary finish (Low-Pressure Laminate with contrasting Low-Pressure Laminate, High-Pressure Laminate with contrasting High-Pressure Laminate, or veneer with contrasting veneer).

Tip: Pop-up receptacles come with a 10' cord.

	Options	U.S. Price		Required to Specify
Surface Materials	**High-Pressure Laminate**	**28"H**	**40"H**	
	• High-Pressure Laminate price group 1	+$ 613	+$ 695	Specify High-Pressure Laminate color number.
	• High-Pressure Laminate price group 2	See information at left		Specify High-Pressure Laminate color number.
	• High-Pressure Laminate price group 3	See information at left		Specify High-Pressure Laminate color number.
	• Open Line laminate	+$ 77 plus cost of laminate	+$ 77 plus cost of laminate	▶ See *Surface Materials Reference Manual.*
	Wood veneer	**28"H**	**40"H**	
	• Wood group 1	+$1747	+$1835	Specify wood color number.
	• Wood group 2	+$2091	+$2191	Specify wood color number.
	• Wood group 3	+$2328	+$2429	Specify wood color number.
	Paint			
	• Paint price group 1	No cost		Specify paint color number.
	• Paint price group 2	+$ 17		Specify paint color number.
	• Paint price group 3	+$ 27		Specify paint color number.
Modesty Panel	• Contrasting modesty panel	+$ 114		Specify *with contrasting modesty panel* and indicate color number.
Receptacles	• Pop-up receptacle: set of 2 power on each end	+$ 822		Specify *with 2 power receptacle* and specify paint color number.
	• Pop-up receptacle: set of 1 power, 1 data on each end	+$ 822		Specify *with 1 power/1 data receptacle* and specify paint color number.
	• Pop-up receptable: set of 1 power, 1 USB at each end	+$ 944		Specify *with 1 power/1 USB* and and specify paint color number.
Related Products	• Mobile Storage Cabinets and Wardrobes			▶ Page 290
	• Table Drawer			▶ Page 289
	• Receptacles			▶ Page 300

Specification Information

Dimensions D	W	H	Style Number	U.S. Base Price
48"	96"	28"	**TS4TLP28**	$2417
48"	96"	40"	**TS4TLP40**	$2680

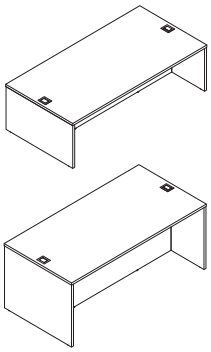

Big Tables—Half Depth

	Standard Includes	Required to Specify
▶ Need help? Product details, page 260	• 1⅜"-thick worksurface center and end panel: Low-Pressure Laminate • 3 mm radius edge band on top sides: default color to match laminate • 1 mm radius edge band vertical: default color to match laminate • Adjustable leveling glides • Shipped ready to assemble	1 Style number 2 Low-Pressure Laminate color number for table top, center, and end panel 3 Options, if selected (see below) ▶ See *Surface Materials,* page 302.

Tip: Big Tables—Half Depth use the center panel at the end (not in the center like the other Big Tables).

For laminate group 2 and 3 pricing, *please refer to the electronic catalog or SmartTools.*

Tip: Contrasting finishes are limited to the primary finish (Low-Pressure Laminate with contrasting Low-Pressure Laminate , High-Pressure Laminate with contrasting High-Pressure Laminate, or veneer with contrasting veneer).

	Options	U.S. Price		Required to Specify
Surface Materials	**High-Pressure Laminate**	**28"H**	**40"H**	
	• High-Pressure Laminate price group 1	+$ 496	+$ 553	Specify High-Pressure Laminate color number.
	• High-Pressure Laminate price group 2	See information at left		Specify High-Pressure Laminate color number.
	• High-Pressure Laminate price group 3	See information at left		Specify High-Pressure Laminate color number.
	• Open Line laminate	+$ 77 plus cost of laminate	+$ 77 plus cost of laminate	▶ See *Surface Materials Reference Manual.*
	Wood veneer	**28"H**	**40"H**	
	• Wood group 1	+$1596	+$1672	Specify wood color number.
	• Wood group 2	+$1911	+$2007	Specify wood color number.
	• Wood group 3	+$2149	+$2244	Specify wood color number.
Modesty Panel	• Contrasting modesty panel	+$ 114		Specify *with contrasting modesty panel* and indicate color number.
Related Products	• Mobile Storage Cabinets and Wardrobes			▶ Page 290
	• Table Drawer			▶ Page 289
	• Receptacles			▶ Page 300

Specification Information

Dimensions D	W	H	Style Number	U.S. Base Price
24"	96"	28"	**TS4TLH28**	$1810
24"	96"	40"	**TS4TLH40**	$2198

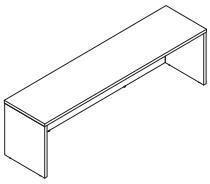

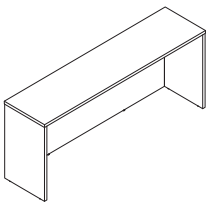

For Canadian Pricing
Multiply U.S. Price by the Canadian price factor.
▶ See page 1 for details.

Table Drawer

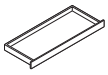

Tip: If Mobile Storage Cabinets or Wardrobe is used underneath a Table Drawer, Storage Cabinets or Wardrobe will require the glide option instead of casters in order to clear the Table Drawers.

Standard Includes	Required to Specify
▶ Need help? Product details, page 260 • Drawer: Low-Pressure Laminate • Black laminate drawer interior • Attachment hardware	1 Style number 2 Low-Pressure Laminate color number for drawer ▶ See *Surface Materials,* page 302.

Related Products

• Big Table	▶ Page 285
• Big Table with Trough	▶ Page 286

Specification Information

Dimensions D	W	H	Style Number	U.S. Price
18"	46"	3"	**TS4TLDRW**	$474

Center Rail

Standard Includes	Required to Specify
▶ Need help? Product details, page 261 • Rail: anodized aluminum • Attachment hardware	Style number

Related Products

• Big Table with Trough	▶ Page 286
• SOTO worktools	▶ Pages 541-549

Specification Information

Dimensions D	W	H	Style Number	U.S. Price
3¼"	80"	4½"	**TS4TRAIL**	$325

For Canadian Pricing
Multiply U.S. Price by the Canadian price factor.
▶ See page 1 for details.

Mobile Storage Cabinets

Tip: Order a Cabinet Stop Bracket (TS4C025SR), available through Service Parts, to assure that the cabinets are aligned with the Big Table edge.

	Standard Includes	Required to Specify
▶ Need help? Product details, page 262	• Mobile Storage Cabinet: Low-Pressure Laminate • Two, height-adjustable shelves • Wardrobe on one side, if selected • Casters • Shipped assembled	1 Style number 2 Low-Pressure Laminate color number for Storage Cabinet 3 Options, if selected (see below) ▶ See *Surface Materials,* page 302.

Tip: Remember to specify lock cylinder and key.
▶ Lock cylinders, page 615

	Options	U.S. Price	Required to Specify
Lock	• 9201 Polished Chrome • 9250 Ember Chrome	+$125 +$125	Specify *with 9201 Polished Chrome.* Specify *with 9250 Ember Chrome.*
Glides	• Glides	No cost	Specify *with glides.*
Related Products	• Big Tables • Big Tables with Trough		▶ Page 285 ▶ Page 286

Specification Information

Dimensions D	W	H	Style Number	U.S. Base Price
Storage Cabinets				
Left-hand				
18½"	23"	38"	**TS4TSLH**	$1165
Right-hand				
18½"	23"	38"	**TS4TSRH**	$1165
Storage Cabinet Wardrobes				
Left-hand				
18½"	23"	38"	**TS4TSWLH**	$1173
Right-hand				
18½"	23"	38"	**TS4TSWRH**	$1173

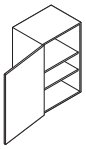

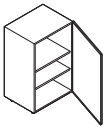

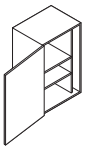

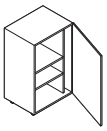

For Canadian Pricing
Multiply U.S. Price by the Canadian price factor.
▶ See page 1 for details.

Paper Table and Accessories

Paper Table

Tip: If glass option is selected, standard stack of paper will be omitted.

Standard Includes	Required to Specify
▶ Need help? Product details, page 263	1 Style number 2 High-Pressure Laminate color number for table base 3 Options, if selected (see below) ▶ See *Surface Materials,* page 302.

- Table base: High-Pressure Laminate
- Plastic rotating table top: arctic white
- Steel table top tray: arctic white
- Stack of paper: 44 sheets
- Shipped assembled

	Options	U.S. Price	Required to Specify
Paper	• Omit paper	–$144	Specify *with omit paper.*
Glass	• Glass	+$ 20	Specify *with glass.*
Related Products	• Paper • Glass		▶ See below ▶ Page 293

Specification Information

Dimensions D	Dimensions W	Dimensions H	Style Number	U.S. Base Price
25"	25"	22½"	**TS4TPT**	$1156

Paper

Standard Includes	Required to Specify
▶ Need help? Product details, page 263	Style number

- Paper: 44 sheets per stack

Related Products	
• Paper Table	▶ See above

Specification Information

Style Number	Quantity	U.S. Price
TS4TPTP	1 stack	$144
TS4TPTP4	4 stacks	$291
TS4TPTP6	6 stacks	$407

For Canadian Pricing
Multiply U.S. Price by the Canadian price factor.
▶ See page 1 for details.

Glass

Tip: Glass top can be used as a markerboard surface.

Standard Includes		Required to Specify
▶ Need help? Product details, page 263	• Tempered glass	Style number

Related Products	
• Paper Table	▶ Page 292

Specification Information

Style Number	U.S. Price
TS4TPTG	$175

For Canadian Pricing
Multiply U.S. Price by the Canadian price factor.
▶ See page 1 for details.

Personal Table

Tip: The Personal Table is not intended for seating purposes, and has a load limit of 40 pounds.

Tip: When ordering Open Line laminate patterns, patterns will not align between tables.

Standard Includes	Required to Specify
▶ Need help? Product details, page 263 • Personal Table: High-Pressure Laminate	1 Style number 2 High-Pressure Laminate color number for table: 2535 Virginia Walnut 2730 Arctic White 2HAT Acacia 3 Options, if selected (see below) ▶ See *Surface Materials,* page 302.

	Options	U.S. Price	Required to Specify
Top	• Open Line laminate	+$77 plus cost of laminate	▶ See *Surface Materials Reference Manual.*

Specification Information

Dimensions D	W	H	Style Number	U.S. Base Price
19½"	14"	26"	**TS4TWP**	$519

For Canadian Pricing
Multiply U.S. Price by the Canadian price factor.
▶ See page 1 for details.

Slim Table and Skate Table

Standing Height Slim Tables

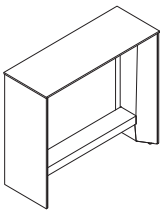

▶ Need help? Product details, page 264

Standard Includes	Required to Specify
• ½" thick top and sides: Low-Pressure Laminate • Edge band on top and sides: plastic • Steel frame and footshelf: paint • Two simplex receptacles: plastic • 15-amp power cord: black plastic • Bag hook on inside of each leg frame • Glides • Shipped ready to assemble	1 Style number 2 Low-Pressure Laminate color number for top and sides 3 Plastic color number for edge band 4 Paint color number for steel frame 5 Paint color number for footshelf 6 Plastic color number for simplex receptacles: 6009 Arctic White 6249 Platinum Solid 6527 Merle 7 Options, if selected (see below) ▶ See *Surface Materials,* page 302.

For laminate group 2 and 3 pricing, *please refer to the electronic catalog or SmartTools.*

	Options	U.S. Price		Required to Specify
Surface Materials	**Top and sides**	**48"W**	**60"W**	
	• High-Pressure Laminate price group 1	+$315	+$358	Specify High-Pressure Laminate color number.
	• High-Pressure Laminate price group 2	See information at left		Specify High-Pressure Laminate color number.
	• High-Pressure Laminate price group 3	See information at left		Specify High-Pressure Laminate color number.
	• Open Line laminate	+$ 77 plus cost of laminate	+$ 77 plus cost of laminate	▶ See *Surface Materials Reference Manual.*
	• Wood group 1	+$539	+$622	Specify wood color number.
	• Wood group 2	+$593	+$676	Specify wood color number.
	• Wood group 3	+$647	+$730	Specify wood color number.
	Edge (High-Pressure Laminate only)			
	• Plastic	No cost	No cost	Select plastic color number.
	Frame			
	• Paint price group 1	No cost	No cost	Specify paint color number.
	• Paint price group 2	+$ 60	+$ 66	Specify paint color number.
	• Paint price group 3	+$125	+$137	Specify paint color number.
	Footshelf			
	• Paint price group 1	No cost	No cost	Specify paint color number.
	• Paint price group 2	+$ 22	+$ 22	Specify paint color number.
	• Paint price group 3	+$ 55	+$ 55	Specify paint color number.
Power Schematic	• Two power	No cost	No cost	Specify *with 2 power.*
	• One power and one USB	+$156	+$156	Specify *with 1 power and 1 USB.*
	• One power and one USB C	+$259	+$259	Specify *with 1 power and 1 USB C.*

Specification Information

Dimensions D	W	H	Style Number	U.S. Base Price
18"	48"	42"	**TS4TPSTS48**	$1601
18"	60"	42"	**TS4TPSTS60**	$1816

For Canadian Pricing
Multiply U.S. Price by the Canadian price factor.
▶ See page 1 for details.

▶ **Slim Table and Skate Table,** continued

Slim Table

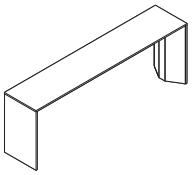

	Standard Includes	Required to Specify
▶ Need help? Product details, page 264	• 1/2" thick top and sides: Low-Pressure Laminate • Edge band on top and sides: plastic • Steel frame: paint • Two simplex receptacles: plastic • 15-amp power cord: black plastic • Glides • Shipped ready to assemble	1 Style number 2 Low-Pressure Laminate color number for top and sides 3 Plastic color number for edge band 4 Paint color number for steel frame 5 Plastic color number for simplex receptacles: 6009 Arctic White 6249 Platinum Solid 6527 Merle 6 Options, if selected (see below) ▶ See *Surface Materials,* page 302.

For laminate group 2 and 3 pricing, *please refer to the electronic catalog or SmartTools.*

Tip: High-Pressure Laminate requires plastic on edge.

Tip: High-Pressure Laminate on the Campfire Slim Table and Campfire Skate Table will be shipped in 20 business days after receipt of a clean order. Products are typically delivered within 25 business days.

	Options	U.S. Price	Required to Specify
Surface Materials	**Top**		
	• High-Pressure Laminate price group 1	+$204	Specify High-Pressure Laminate color number.
	• High-Pressure Laminate price group 2	See information at left	Specify High-Pressure Laminate color number.
	• High-Pressure Laminate price group 3	See information at left	Specify High-Pressure Laminate color number.
	• Open Line laminate	+$ 77 plus cost of laminate	▶ See *Surface Materials,* page 302.
	• Wood group 1	+$441	Specify wood color number.
	Edge (High-Pressure Laminate only)		
	• Plastic	No cost	Select plastic color number.
	Frame		
	• Paint price group 1	No cost	Specify paint color number.
	• Paint price group 2	No cost	Specify paint color number.
	• Paint price group 3	+$ 84	Specify paint color number.
Power Schematic	• Two power	No cost	Specify *with 2 power.*
	• One power and one USB	+$156	Specify *with 1 power and 1 USB.*
	• One power and one USB C	+$259	Specify *with 1 power and 1 USB C.*
Related Products	• Big Lounge		▶ Page 268
	• Half Lounge		▶ Page 271
	• Slim Table		▶ Page 296
	• Footrest		▶ Page 298

Specification Information

Dimensions D	W	H	Style Number	U.S. Base Price
14"	66"	23"	**TS4TPST**	$1022

For Canadian Pricing
Multiply U.S. Price by the Canadian price factor.
▶ See page 1 for details.

Skate Table

	Standard Includes	Required to Specify
▶ Need help? Product details, page 264	• 1/2" thick top and sides: High-Pressure Laminate price group 1 • 3 mm radius edge band on top • Steel base: paint • Cord grommet: 6527 Merle • Glides: 6527 Merle • Skate wheels: 6527 Merle • Shipped ready to assemble	1 Style number 2 High-Pressure Laminate color number for top 3 Paint color number for steel base 4 Options, if selected (see below) ▶ See *Surface Materials,* page 302.

Tip: High-Pressure Laminate requires plastic on edge.

Tip: High-Pressure Laminate on the Campfire Slim Table and Campfire Skate Table will be shipped in 20 business days after receipt of a clean order. Products are typically delivered within 25 business days.

	Options	U.S. Price	Required to Specify
Surface Materials	**Top**		
	• High-Pressure Laminate price group 2	+$107	Specify High-Pressure Laminate color number.
	• Open Line laminate	+$ 77 plus cost of laminate	▶ See *Surface Materials,* page 302.
	• Wood group 1	+$106	Specify wood color number.
	Edge (High-Pressure Laminate only)		
	• Plastic	No cost	Select plastic color number.
	Base		
	• Paint price group 1	No cost	Specify paint color number.
	• Paint price group 2	No cost	Specify paint color number.
	• Paint price group 3	+$ 50	Specify paint color number.
Related Products	• Big Lounge		▶ Page 268
	• Half Lounge		▶ Page 271
	• Slim Table		▶ Page 296
	• Footrest		▶ Page 298

Specification Information

Dimensions D	W	H	Style Number	U.S. Base Price
18"	22"	24 7/8"	**TS4TST**	$599

For Canadian Pricing
Multiply U.S. Price by the Canadian price factor.
▶ See page 1 for details.

Accessories

Big Lamp

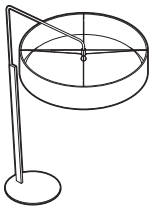

Tip: Shade diameter is 55".

Tip: Bottom of shade is 78" off of the floor.

Tip: Light bulb is not included. Use a 100 watt A19 incandescent bulb. A compact fluorescent bulb can be used as long as the overall length does not exceed 4 7/16".

Standard Includes		Required to Specify
▶ Need help? Product details, page 266	• Lamp base: paint price group 1 • Lamp shade: Cogent: Connect • 9' cord with three-prong plug • Shipped ready to assemble	1 Style number 2 Paint color number for lamp base 3 Fabric color number for lamp shade 4 Options, if selected (see below) ▶ See *Surface Materials,* page 302.

	Options	U.S. Price	Required to Specify
Surface Materials	**Base**		
	• Paint price group 1	No cost	Specify paint color number.
	• Paint price group 2	No cost	Specify paint color number.
	• Paint price group 3	+$66	Specify paint color number.

Specification Information

Dimensions D	W	H	Style Number	U.S. Base Price
55"	76"	93"	**TS4TBL**	$1962

Footrest

Standard Includes		Required to Specify
▶ Need help? Product details, page 266	• Footrest: grey expanded polypropylene foam • Band: 3 mm plastic	1 Style number 2 Plastic color number for band ▶ See *Surface Materials,* page 302.

Related Products	
• Big Lounge	▶ Page 268
• Half Lounge	▶ Page 271
• Slim Table	▶ Page 296
• Skate Table	▶ Page 297

Specification Information

Dimensions D	W	H	Style Number	U.S. Price
16 5/8"	16 1/4"	11"	**TS3FR**	$235

For Canadian Pricing
Multiply U.S. Price by the Canadian price factor.
▶ See page 1 for details.

Screens

Standard Includes	Required to Specify
▶ Need help? Product details, page 266 • Screen: mesh • Frame: 0835 Black paint • Ships ready to assemble	1 Style number 2 Fabric color number for mesh screen ▶ See *Surface Materials,* page 302.

Related Products	
• Big Lamp	▶ Page 298
• Big Lounge	▶ Page 268

Specification Information

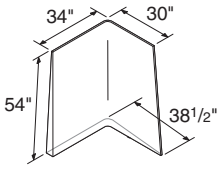

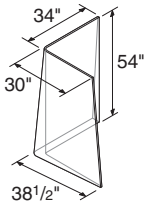

Screens

Right-Hand

Dimensions H	Style Number	U.S. Price
54"	**TS4TSCRNR**	$1111

Left-Hand

Dimensions H	Style Number	U.S. Price
54"	**TS4TSCRNL**	$1111

Vertical Cord Cover

Standard Includes	Required to Specify
• Vertical Cord Cover: black plastic • Attachment hardware	Style number

Related Products	
• Big Table	▶ Page 285
• Big Table with Trough	▶ Page 286

Specification Information

Length	Style Number	U.S. Price
28"	**TS4TVWM28**	$28
40"	**TS4TVWM40**	$41

For Canadian Pricing
Multiply U.S. Price by the Canadian price factor.
▶ See page 1 for details.

Receptacles

Standard Includes	Required to Specify
• Receptacle: paint • Attachment hardware • 10' electrical cord	1 Style number 2 Paint color number 3 Options, if selected (see below) ▶ See *Surface Materials,* page 302.

	Options	U.S. Price	Required to Specify
Surface Materials	**Paint**		
	• Paint price group 1	No cost	Specify paint color number.
	• Paint price group 2	+$17	Specify paint color number.
	• Paint price group 3	+$27	Specify paint color number.
Related Products	• Big Table with Trough		▶ Page 286

Tip: Pop-up receptacles come with a 10' cord.

▶ See Understanding page 260 to understand price differences between power options.

Specification Information	
Style Number	**U.S. Base Price**

Dual Pop-Up Receptacle, Power on Each End

TS4TPWR	$854

Dual Pop-Up Receptacle, One Power and One Data Port on Each End

TS4TPWRD	$854

Dual Pop-Up Receptacle, One Power and One USB Port on Each End

TS4TPWRUSB	$980

Dual Pop-Up Receptacle on One End

TS4TPWR1	$320

Dual Pop-Up Receptacle, One Power and One Data Port on One End

TS4TPWRD1	$320

Dual Pop-Up Receptacle, One Power and One USB on One End

TS4TPWRUSB1	$384

For Canadian Pricing
Multiply U.S. Price by the Canadian price factor.
▶ See page 1 for details.

Surface Materials

▶For Surface Materials matrices for all product lines, see page 575

Paint

Applies to:
- Big Table trough

4799 Platinum Metallic

Applies to:
- Big Lamp base
- Big Table Power Receptacles
- Slim Table frame
- Skate Table base

Price Group 1

4242 Milk
7225 Sand
7230 Basalt
7236 Fog
7237 Slate
7238 Fieldstone
7239 Midnight
7241 Arctic White
7243 Seagull
7250 Sterling Dark Solid
7278 Dark Bronze
7360 Merle

Price Group 2

0835 Black
4140 Arctic White Gloss
4728 Nickel Metallic
4743 Mineral Metallic
4744 Pearl Metallic
4750 Champagne Metallic
4752 Steel Metallic
4788 Gold Dust Metallic
4798 Sterling Metallic
4799 Platinum Metallic
4803 Near Black Metallic
7245 Carbon Metallic
7246 Midnight Metallic

Tip: Established finishes are available for delivery in 15 business days.

Ⓔ = Established

Price Group 3

Accent Paint
1ATB Cloud
1ATG Rose Quartz
1ATH Olivine
1ATJ Sea Salt
1ATK Citrine
4AQ8 Wasabi
4AQ9 Scarlet
4AV3 Blue Jay
4AV4 Baltic
4AX0 Flash
4AX1 Citron
4AY2 Chili
4AZ5 Marlin
4BQ7 Fuchsia
4CZ1 Aubergine
4CZ2 Peacock
4CZ3 Jungle
4CZ4 Merlot
4CZ5 Honey
4CZ6 Lagoon
4CZ7 Saffron
4CZ8 Light Peacock
4EE9 Electric Indigo

Applies to:
- Big Lamp base
- Skate Table base
- Slim Table frame
- Standing Height Slim Table frame

Lux Coatings
4B20 Obsidian
4B22 Matte Brass
4B23 Burnished Bronze
4B24 Night Bronze
4B25 Matte Copper
4B26 Smoked Mica
4B27 Blue Steel
4B28 Silver Lilac
4B29 Cast Iron
4B30 Bright Gold

Custom Surfaces

Price Group 3

PerfectMatch
PerfectMatch is a service that allows you to create your own paint color. Refer to the *Surface Materials Reference Manual* for more information about this program.
4990 PerfectMatch

Plastic

Steelcase Surfaces

Applies to:
- Footrest

6009 Arctic White
6333 Picasso
6335 Wasabi
6338 Chili
6527 Merle

Applies to:
- Standing Height Slim Table Simplex Receptacles

6009 Arctic White
6249 Platinum Solid
6527 Merle

Applies to:
- Slim Table
- Skate Table

6000 Black
6001 Coffee
6009 Arctic White
6034 Natural Cherry
6036 Medium Cherry
6037 Winter on Maple
6038 Blonde on Maple Ⓔ
6041 Natural Walnut Ⓔ
6052 Milk
6053 Seagull
6213 Acacia
6219 Clear Oak
6231 Graphite Walnut
6234 Clear Cherry Ⓔ
6237 Clear Maple
6242 Virginia Walnut
6243 Blackwood Ⓔ
6245 Clear Walnut
6249 Platinum Solid
6527 Merle
6615 Grey V5
6619 Ice Ⓔ
6631 Cream
6635 Dawn Ⓔ
6636 Mist
6654 Sand
6655 Warm White
6676 Marbled Maple Ⓔ
6677 Chocolate Walnut Ⓔ
6678 Marbled Cherry Ⓔ
66WA Grey Kingswood
66WB Planked Walnut
66WD Resolute Walnut
66WE Natural Recon
66WF Smoked Walnut

Applies to:
- Big Table
- Skate Table
- Slim Table

6T02 Fawn Cypress
6T04 Saddle Oak
6T05 Veranda Teak
6T07 Walnut Heights
6T08 Aggregate
6T09 Gravel
6T10 Cement
6T12 Sheetrock

Laminate

Low-Pressure Laminate

Price Group 1

Applies to:
- Big Table
- Mobile Storage Cabinet
- Mobile Storage Cabinet with Wardrobe
- Slim Table Top and Sides

Fiber Laminate
2L50 Vanadium Fiber
2L52 Tungsten Fiber

Solid Laminate
247L Black
2L30 Arctic White
2L83 Seagull
2L84 Milk
2L85 Dune
2LMG Merle

Woodgrain Laminate
24L0 Graphite Walnut
25L1 Winter on Maple
25L5 Virginia Walnut
25L6 Blackwood Ⓔ
25L8 Clear Walnut
262L Marbled Maple Ⓔ
264L Chocolate Walnut Ⓔ
267L Marbled Cherry V2 Ⓔ
26L1 Natural Cherry
2L09 Clear Maple
2LAK Clear Oak
2LAN Ash Noce
2LAT Acacia
2LAW Ash Wenge
2LBN Bisque Noce
2LBW Bisque Wenge
2LCN Clay Noce
2LCW Clay Wenge
2LSN Storm Noce
2LSW Storm Wenge
2LWA Grey Kingswood
2LWB Planked Walnut
2LWD Resolute Walnut
2LWF Smoked Walnut
2LWG Natural Recon
2TL2 Fawn Cypress

High-Pressure Laminate

Price Group 1

Applies to:
- Paper Table

2535 Virginia Walnut
2536 Blackwood Ⓔ
2538 Clear Walnut

Applies to:
- Personal Table

2535 Virginia Walnut
2730 Arctic White
2HAT Acacia

Applies to:
- Big Table
- Slim Table
- Skate Table

Fiber Laminate
2850 Vanadium Fiber
2852 Tungsten Fiber
2854 Vellum Fiber Ⓔ
2860 Granite Fiber
2862 Stucco Fiber Ⓔ

Micro Laminate
2920 Marl Micro
2921 Gypsum Micro
2922 Clay Micro

Patina Laminate
2870 Blonde Bronze Patina
2873 Instant Iron Patina

Solid Laminate
2722 Cream Ⓔ
2730 Arctic White
2746 Black
2811 Mist Ⓔ
2883 Seagull
2884 Milk
2885 Dune
2HAA Persian Salt
2HAB Rose
2HAC Indigo
2HAD Green Citrine
2HAE Dark Olivine
2HAF Cloudy
2HMG Merle

Speckle Laminate
2820 Coffee Speckle Ⓔ
2823 Driftwood Speckle
2824 Smoke Speckle
2825 Vanadium Speckle

Woodgrain Laminate

2406 Clear Cherry Ⓔ
2409 Clear Maple
2410 Graphite Walnut
2412 Natural Cherry
2422 Medium Cherry
2511 Winter on Maple
2535 Virginia Walnut
2536 Blackwood Ⓔ
2538 Clear Walnut
2592 Blonde on Maple Ⓔ
2612 Marbled Maple Ⓔ*
2614 Chocolate Walnut Ⓔ*
2615 Marbled Cherry Ⓔ*
2714 Natural Walnut Ⓔ
2HAK Clear Oak
2HAN Ash Noce
2HAT Acacia
2HAW Ash Wenge
2HBN Bisque Noce
2HBW Bisque Wenge
2HCN Clay Noce
2HCW Clay Wenge
2HSN Storm Noce
2HSW Storm Wenge
2HWA Grey Kingswood
2HWB Planked Walnut
2HWD Resolute Walnut
2HWE Natural Recon
2HWF Smoked Walnut

Price Group 2

Textured Laminate

2TH2 Fawn Cypress
2TH4 Saddle Oak
2TH5 Veranda Teak
2TH7 Walnut Heights
2UH1 Reclaimed Aggregate
2UH2 Reclaimed Gravel
2UH4 Cement*
2UH6 Sheetrock

**2612 Marbled Maple, 2614 Chocolate Walnut, 2615 Marbled Cherry, and 2UH4 Cement have limited availability, determined by product sizing and/or options.*

Applies to:
- Big Table
- Slim Table

Price Group 3

Solid Laminate

24H1 Satin White
24H2 Satin Black
24H3 Satin Stone
24H4 Satin Mocha

Ⓔ = Established

Applies to:
- Big Table

Custom Surfaces

Open Line Laminate (OLL)

This service allows you to order non-standard laminate at an additional processing fee of $77 U.S. per unit, plus the cost of the laminate.

High-Pressure Laminate pricing does not include premium or digitally printed patterns from any suppliers. Laminate cost may also vary for basic or standard laminates from other suppliers. Please contact the OLL consultant at 616.475.2426 for pricing. The cost of the laminate will be added to your invoice as a separate line on the acknowledgement.

When processing orders for Open Line laminate on Bivi, specify 2900 in the laminate finish field and enter the OLL manufacturer information.

Enter the required edge finish as you would a standard laminate. Laminate Approval and Material Requirements to confirm whether a particular laminate has already been tested for use on a specific Steelcase product or to determine material square foot requirements: For additional information, refer to the *Surface Materials Reference Manual*.

Fabric

Applies to:
- Big Lamp shade

Cogent: Connect

5S15 Coconut
5S16 Turmeric
5S17 Tangerine/Honey
5S18 Scarlet
5S19 Concord
5S21 Blue Jay
5S23 Wasabi
5S24 Nickel
5S25 Graphite
5S26 Licorice
5S27 Malt
5S28 Root Beer
5S93 Indigo/Blueprint
5S94 Lizard/Jungle
5S95 Sailor
5S96 Quicksilver
5S99 Lipstick/Merlot
5SD0 Royal Blue
5SD1 Aubergine
5SD2 Peacock
5SD3 Lagoon
5SD4 Saffron

Upholstery

Steelcase Surfaces

Not every upholstery is available on every chair. Please refer to the upholstery matrix on page 607 before specifying.

Price Group 1

Buzz2
Era
Jacks Ⓔ
New Black
Link
Playground Ⓔ
Tip: New Black upholstery has fabric in both price group 1 and price group 2.

Price Group 2

Cogent: Connect
Foundation
New Black
Nitelights
Stand In
Steelcase Vinyl Ⓔ
Tip: New Black upholstery has fabric in both price group 1 and price group 2.

Price Group 3

Billiard Multi-Use by Designtex
Gaja – Cradle to Cradle Certified™ Silver
Imperma
Redeem
Retrieve
Texel

Price Group 5

Bo Peep

Price Group 6

Brisa

Price Group 7

Steelcut Trio

Applies to:
- Pouf

Price Group 1

Era

Price Group 5

Bo Peep

Nylon

Applies to:
- Pouf

5JG0 Black
5JG1 Burgundy
5JG2 Taupe
5JG3 Silver
5JG4 Teal
5JG5 Red
5JG6 Pacific Blue

Thread

Steelcase Surfaces

Applies to:
- Pouf

UB01 Charcoal
UB02 Ash
UB03 Powder Blue
UB04 Evergreen
UB05 Bright Red

Mesh

Applies to:
- Screen

T615 Sultry Smoke
T620 Arctic Ermine
T621 Aubergine
T622 Jungle
T623 Nemo
T624 Bumble Bee
T625 Marina Blue
T626 Merlot

Wood

Steelcase carefully selects veneer and solid wood for consistent color and grain structure. Wood is a natural material and variations will occur in color, grain and texture. These variations are part of the inherent natural beauty of wood and are not considered defects.

All wood products will darken with age and exposure to ultraviolet light. This is especially apparent with cherry and maple veneer.

We recommend that desk accessories be rearranged periodically to ensure even aging of wood surfaces.

When storing your wood furniture, please follow the following guidelines:
- Do not store products in trailers.
- Store products in areas that simulate office temperatures (60°F to 90°F).
- Store products in areas that maintain constant, office–like humidity levels.
- Keep product away from light. Cover products to make sure they are not exposed to light.

Steelcase Surfaces

Veneer

Veneers are matched for proper balance and consistency. Veneers are available quarter cut, except for Oak, which is rift cut. Refer to the Surface Materials Reference Manual for descriptions of each cut.

Applies to:
- Big Table

Open–pore finish is a medium gloss finish that leaves the wood grain texture visible to the eye and distinguishable to the touch.

Surface Materials, continued

Veneer

Wood Group 1

Flat-Cut Open-Pore
3062 FC/OP Graphite Walnut
3402 FC/OP Clear Cherry (Aged)
3412 FC/OP Natural Cherry Ⓔ
3422 FC/OP Medium Cherry
3522 FC/OP Clear Maple
3592 FC/OP Blonde on Maple Ⓔ
3702 FC/OP Clear Walnut
3712 FC/OP Natural Walnut
3752 FC/OP Medium Walnut Ⓔ
3762 FC/OP Dark Walnut
3772 FC/OP Medium Mahogany on Walnut

Flat-Cut Open-Pore, Natural Veneer
3342 FC/OP Black Walnut
35A2 FC/OP Blanch Maple
37A2 FC/OP Thunder Walnut

Quarter-Cut Open-Pore
3042 QC/OP Ash
3222 QC/OP Clear Maple
3292 QC/OP Blonde on Maple Ⓔ
3302 QC/OP Clear Walnut
3312 QC/OP Natural Walnut
3352 QC/OP Medium Walnut Ⓔ
3362 QC/OP Dark Walnut
3372 QC/OP Medium Mahogany on Walnut
3382 QC/OP Graphite Walnut

Quarter-Cut Open-Pore, Natural Veneer
32A2 QC/OP Blanch Maple
33A2 QC/OP Thunder Walnut
3392 QC/OP Black Walnut

Rift-Cut Open-Pore
3602 RC/OP Desert Oak

Rift-Cut Full-Fill, Natural Veneer
36A2 RC/OP Volcanic Oak

Wood Group 3

Flat-Cut Open-Pore, Natural Veneer
3082 FC/OP Washed Walnut

Wood Group 1

Open-Pore Planked Veneer
3P41 OP Planked Cherry
3P51 OP Planked Maple
3P61 OP Planked Oak
3P71 OP Planked Walnut
3VFX OP Unmarked Oak

Tip: Known for its uniqueness, planked veneer has intentional and natural variations that include, but are not limited to: character marks, grain pattern, color, and natural color aging.

Ⓔ = Established

Full-Fill

Full-fill finish is a medium-gloss finish that completely fills the grain texture, yet allows the grain pattern to be seen. The wood has a lustrous, satiny look, and it is smooth to the touch. This finish is available on the wood worksurface or field-installed top only.

Wood Group 2

Flat-Cut Full-Fill
3064 FC/FF Graphite Walnut
3404 FC/FF Clear Cherry (Aged)
3414 FC/FF Natural Cherry Ⓔ
3424 FC/FF Medium Cherry
3524 FC/FF Clear Maple
3544 FC/FF Blonde on Maple Ⓔ
3704 FC/FF Clear Walnut
3714 FC/FF Natural Walnut
3754 FC/FF Medium Walnut Ⓔ
3764 FC/FF Dark Walnut
3774 FC/FF Medium Mahogany on Walnut

Flat-Cut Full-Fill, Natural Veneer
3734 FC/FF Black Walnut

Quarter-Cut Full-Fill
3224 QC/FF Clear Maple
3294 QC/FF Blonde on Maple Ⓔ
3304 QC/FF Clear Walnut
3314 QC/FF Natural Walnut
3354 QC/FF Medium Walnut Ⓔ
3364 QC/FF Dark Walnut
3374 QC/FF Medium Mahogany on Walnut
3384 QC/FF Graphite Walnut

Quarter-Cut Full-Fill, Natural Veneer
3394 QC/FF Black Walnut

Rift-Cut Full-Fill
3604 RC/FF Desert Oak

Wood Group 3

Flat-Cut Full-Fill, Natural Veneer
3084 FC/FF Washed Walnut

Premium Veneers

A selection of Premium veneers in this collection are available on most Steelcase brand products. The collection will be available as close to standard leadtimes as possible. However, because adequate supplies of veneer and solids must be secured, all orders will be scheduled individually. Leadtimes will vary based on Premium veneer and Premium solids availability at the time the order is placed. The collection is Graded-In Wood Group 3, and supported like standard veneers to make ordering easy. Please see the Steelcase surface materials section on *village.steelcase.com* for sample information and product line availability. All premium veneers are in clear-coat.

Wood Group 3

Quarter-Cut Open-Pore
3832 QC/OP Figured Anegre

Select Surfaces

Composite Veneer

Composite veneers are an engineered wood intended to create specific grain patterns and characteristics. They are pre-stained and finished with Steelcase's Clarity water-borne UV topcoat, which protects the environment while providing durability and clarity. Only open-pore finishes are available on composite wood. Composite veneer and matching edge bands are available on most Steelcase brand products. Composites, for use as a solid nosing substitute, are not available. Steelcase does not recommend mixing composite veneers with natural solid nosings because composite and natural wood grain and color matching are rarely compatible. Composite veneers are Graded-In as Wood Group 1 pricing.

Wood Group 1

Flat-Cut Open-Pore
3JDX FC/OP Oak Composite
3JJX FC/OP Walnut Composite

Quarter-Cut Open-Pore
3F8X QC/OP European Walnut Composite
3GGX QC/OP Zebrano Composite
3HGX QC/OP Oak Composite
3HVX QC/OP Walnut Composite
3ZNX QC/OP Night Cerused Oak Composite

Upholstery

Applies to:
- Lounges, Wedge, and Ottoman

Not every upholstery is available on every chair. Please refer to the upholstery matrix on page 607 before specifying.

Price Group 1

Buzz2
Era
Jacks Ⓔ
Link
Playground Ⓔ

Price Group 2

Cogent: Connect
Foundation
Nitelights
Stand In

Price Group 3

Billiard Multi-Use by Designtex
Gaja – Cradle to Cradle Certified™ Silver
Imperma
Redeem
Retrieve
Texel

Price Group 5

Bo Peep
Remix
Silk

Price Group 6

Brisa

Select Surfaces

For information on products within Select Surfaces, including accent paints and fabrics from Designtex, Gabriel, Kvadrat, and Pollack, please refer to the *Surface Materials Reference Manual* or visit *www.steelcase.com/surface-materials* under the Select Surfaces section.

Ⓔ = Established

Custom Surfaces

Price Group COM (Customer's Own Material)

Fabric Approval and Yardage
To confirm whether a particular COM material has already been tested for use on a specific Steelcase product or to determine actual yardage requirements:
- Visit *www.steelcase.com*

For additional information regarding Customer's Own Material, call 1.888.STEELCASE (1.888.783.3522) or send an e-mail to lineone@steelcase.com.

Customer's Own Material (COM) Program

The Customer's Own Material (COM) program offers the opportunity for customers to select fabrics that are not offered through the standard Steelcase surface materials programfor use on Steelcase products. Once approved, you can place your order. Steelcase will facilitate the entire ordering process and give you a production schedule. Steelcase will order the COM fabric directly from the textile manufacturer. For up-to-date information regarding fabric test results for all COM fabrics and details regarding yardage requirements for most seating lines, visit the COM website on *www.steelcase.com*. COMs are not covered under the Steelcase warranty.

Soil Retardants

Soil retardants are treatments that provide long-term soil and stain resistance to a fabric without affecting the shade or the integrity of the fabric. The following Steelcase Textiles fabrics are available pre-treated with soil retardant:
- Jacks
- Link

Clipper

Product Details

Thought Starters **308**

Screens **310**

Specifying

Screens **312**

Surface Materials **313**

Thought Starters

Group Lounge

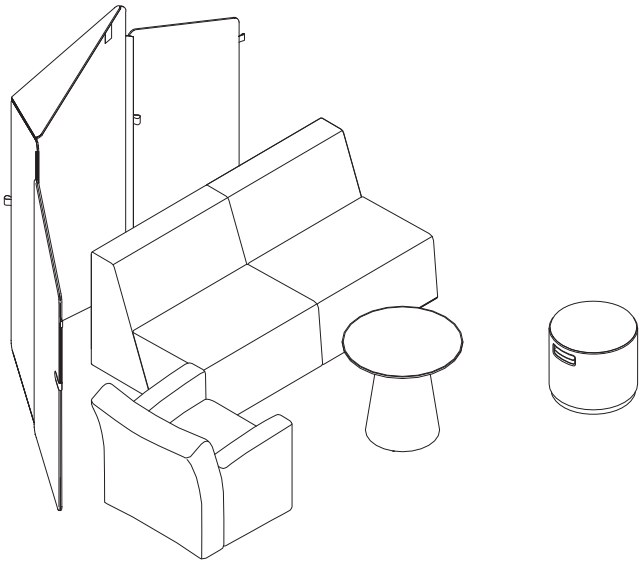

Quantity	Style Number	Description	Options	Page for Ordering
1	**TS6SCRN**	Clipper Screen	56"H with Wings	312
1	**TS3BC**	Big Lounge	–	268
1	**TS4TPT**	Paper Table	–	292
1	**TSBUOY**	Buoy	–	394
1	**TS31412**	Jenny Club Low	–	461

Touchdown Area

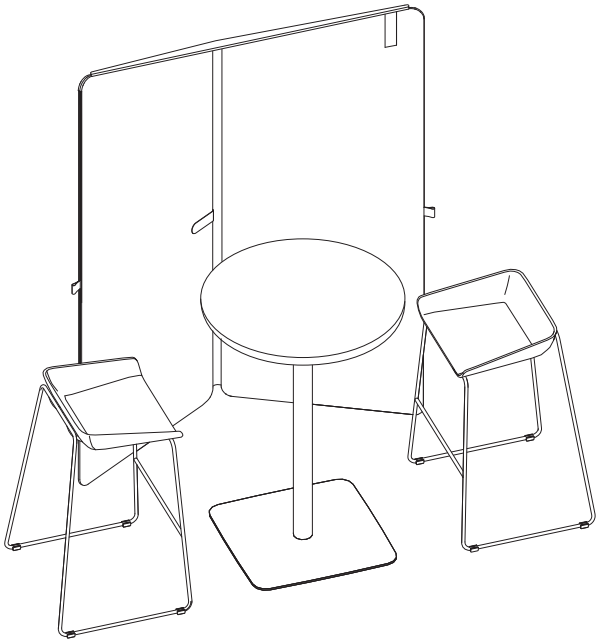

Quantity	Style Number	Description	Options	Page for Ordering
1	**TS6SCRN**	Clipper Screen	72"H	3121
1	**TS4WRDCAFE**	Round Stand-Up Table	–	510
2	**TS30702**	Scoop Stool with Upholstered Seat	–	420

Screens

Clipper is a mobile, user deployable, freestanding screen that can easily transform work areas into inhabitable spaces that meet privacy needs. It has optional wings and comes in two heights.
▶ Specifying, page 312

Clipper ships fully assembled.

Wings are available as an option.

Magnets are used to secure the top of the screen to the side panels.

Clipper folds for easy transportation and storage.

Handles are constructed of nylon and are available in seven colors.

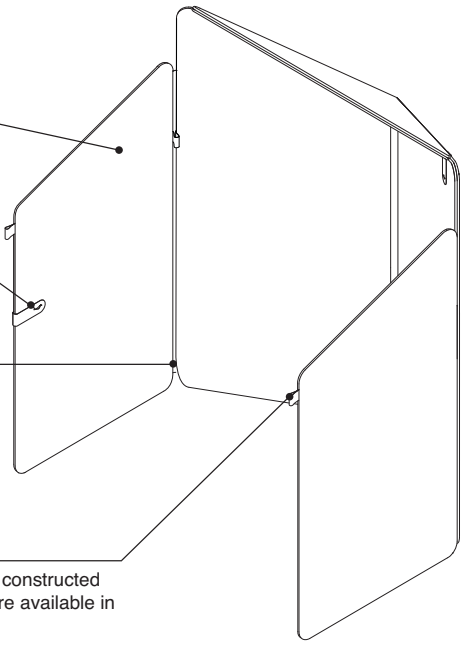

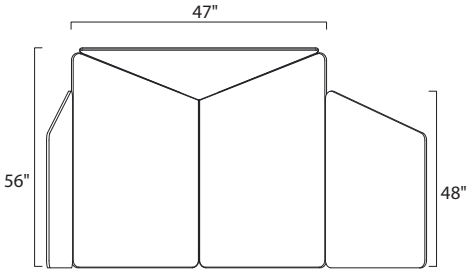

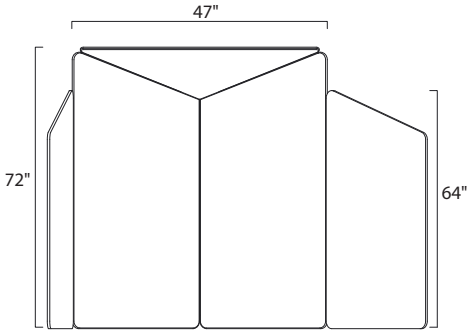

Actual Dimensions

	56"			72"		
	Base	**Base Open**	**Wings**	**Base**	**Base Open**	**Wings**
Depth	–	13"	–	–	13"	–
Width	26"	47"	26"	26"	47"	26"
Height	56"	56"	48"	72"	72"	64"

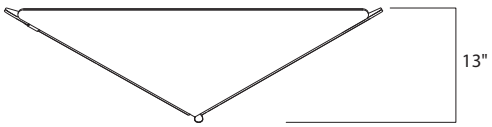

Product Details

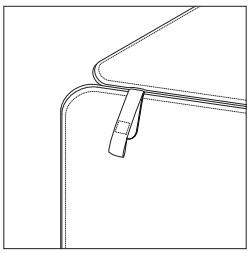

Align magnet when using product in deployed state.

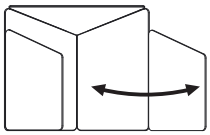

Wings should be folded outside when storing Clipper.

Surface Materials

Screen
- Fabric

Handle
- Nylon

Magnetic Clip
- Paint

▶ See Surface Materials on page 313 for specific availability.

Tip: Color scheme can have contrasting color as long as it is within the same fabric family. (For example, 5H16 Indigo specified on outside and 5H19 Cumulus specified on inside; both are Billiard Multi-Use by Designtex.)

Screens

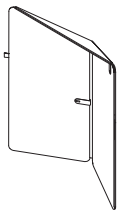

Tip: Screens are not intended to support additional weight.

	Standard Includes	Required to Specify
▶ Need help? Product details, page 310	• Inside of screen: fabric price group 1 • Outside of screen: fabric price group 1 • Glides: plastic • Handle: nylon • Joints: fabric, defaults to inside fabric and outside fabric selection • Magnetic clips: paint price group 1 • Ships fully assembled	1 Style number 2 Height (see below under Required Selections) 3 Fabric color for inside of screen 4 Fabric color for outside of screen 5 Nylon color number for handle: 5JG0 Black 5JG1 Burgundy 5JG2 Taupe 5JG3 Silver 5JG4 Teal 5JG5 Red 5JG6 Pacific Blue 6 Paint color number for magnetic clips 7 Options, if selected (see below) ▶ See *Surface Materials*, page 313.

	Required Selections	U.S. Price	Required to Specify
Height	• 56"H	Price below	Specify *with 56"H.*
	• 72"H	Price below	Specify *with 72"H.*

	Options	U.S. Price	Required to Specify
Surface Materials	**Inside of screen**		
	• Fabric price group 2		
	– 56"H without wings	+$ 35	Specify fabric color number.
	– 72"H without wings	+$ 63	Specify fabric color number.
	– 56"H with wings	+$ 67	Specify fabric color number.
	– 72"H with wings	+$ 71	Specify fabric color number.
	• Fabric price group 3		
	– 56"H without wings	+$ 136	Specify fabric color number.
	– 72"H without wings	+$ 216	Specify fabric color number.
	– 56"H with wings	+$ 234	Specify fabric color number.
	– 72"H with wings	+$ 252	Specify fabric color number.
	• Customer's Own Material (COM)	+$ 41	▶ See *Understanding Customer's Own Material (COM)*, page 313.
	Outside of screen		
	• Fabric price group 2		
	– 56"H without wings	+$ 35	Specify fabric color number.
	– 72"H without wings	+$ 63	Specify fabric color number.
	– 56"H with wings	+$ 67	Specify fabric color number.
	– 72"H with wings	+$ 71	Specify fabric color number.
	• Fabric price group 3		
	– 56"H without wings	+$ 136	Specify fabric color number.
	– 72"H without wings	+$ 216	Specify fabric color number.
	– 56"H with wings	+$ 234	Specify fabric color number.
	– 72"H with wings	+$ 252	Specify fabric color number.
	• Customer's Own Material (COM)	+$ 41	▶ See *Understanding Customer's Own Material (COM)*, page 313.
Magnetic Clips	• Paint price group 1	No cost	Specify paint color number.
	• Paint price group 3	+$ 10	Specify paint color number.
Wings	• For 56"H	+$1051	Specify *with 56"H wings.*
	• For 72"H	+$1085	Specify *with 72"H wings.*
Color Scheme	• Non contrasting	No cost	Specify *with non contrasting.*
	• Contrasting	+$ 47	Specify *with contrasting.*

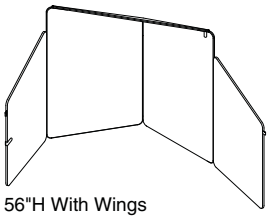

56"H With Wings

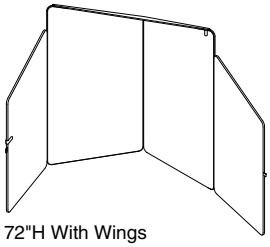

72"H With Wings

Tip: Color scheme can have contrasting color as long as it is within the same fabric family. (For example, 5H16 specified on outside and 5H19 specified on inside; both are Billiard Multi-Use by Designtex.)

Specification Information

Style Number	U.S. Base Prices 56"H	72"H
TS6SCRN	$1667	$1739

For Canadian Pricing
Multiply U.S. Price by the Canadian price factor.
▶ See page 1 for details.

Surface Materials

▶For Surface Materials matrices for all product lines, see page 575

Panel Fabric

Price Group 1

Buzz2

Price Group 2

Cogent: Connect
Stencil

Price Group 3

Billiard Multi-Use by Designtex

Select Surfaces

For information on products within Select Surfaces, including accent paints and fabrics from Designtex, Gabriel, Kvadrat, and Pollack, please refer to the Surface Materials Reference Manual or visit www.steelcase.com/surface-materials under the Select Surfaces section.

Custom Surfaces

Price Group COM (Customer's Own Material)

Fabric Approval and Yardage
To confirm whether a particular COM material has already been tested for use on a specific Steelcase product or to determine actual yardage requirements:
- Visit *www.steelcase.com*

For additional information regarding Customer's Own Material, call 1.888.STEELCASE.

Nylon

Applies to:
- Handle

5JG0 Black
5JG1 Burgundy
5JG2 Taupe
5JG3 Silver
5JG4 Teal
5JG5 Red
5JG6 Pacific Blue

Paint

Applies to:
- Magnetic clips

Price Group 1

7243 Seagull
7360 Merle

Price Group 3

Accent paint
Accent paints allow you to choose from a prematched color palette of trend driven colors. Refer to the *Surface Materials Reference Manual* for more information about accent paints.

Pivot

Product Details

Thought Starters **316**

Pivot **318**

Specifying

Pivot **320**

Thought Starters

Collaborative Lounge

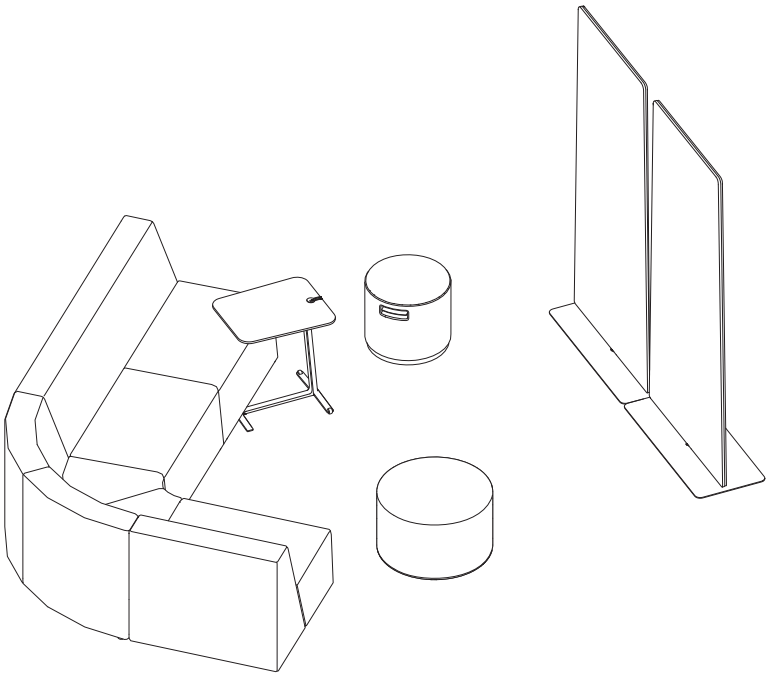

Quantity	Style Number	Description	Page for Ordering
2	**TS6PVT**	Pivot Screen	320
1	**TS3BCS**	Campfire Big Lounge – Seam	269
1	**TS3CRIN90S**	Campfire 90° Inside Corner Lounge	275
1	**TS3HLS**	Campfire Half Lounge – Seam	272
1	**TS4TST**	Campfire Skate Table	297
1	**TSBUOY**	Buoy	394
1	**TS34401**	Campfire Ottoman	475

Pivot

Pivot is a multifaceted, freestanding screen designed to create boundary and functionality within collaborative spaces. You can rotate the screen, as well as write on the markerboard surface.
▶Specifying, page 320

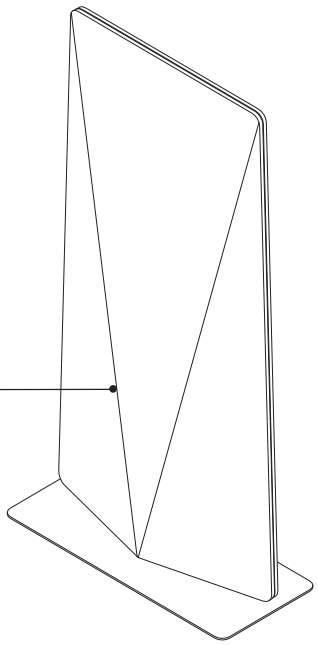

Upholstered side is available in three fabric families.

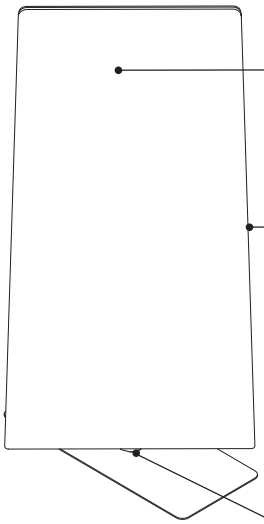

Markerboard laminate side comes standard on Pivot, providing a collaborative, writable surface.

Edge on markerboard side is exposed plywood.

Base rotates at 45° increments, available in two paint colors.

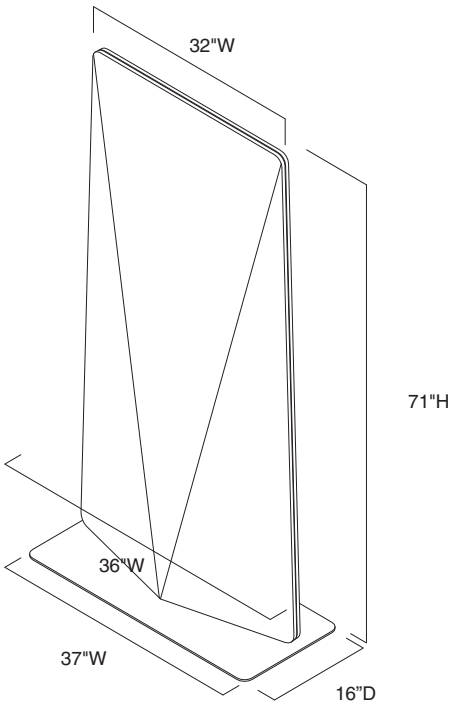

Product Details

1"D

6"D

Screen thickness is 1" depth at the top and 6" depth at the bottom.

Surface Materials

Upholstered Side

Price Group 1

- Buzz2

Price Group 3

- Billiard Multi-Use by Designtex

Select Surfaces

For information on products within Select Surfaces, including accent paints and fabrics from Designtex, Gabriel, Kvadrat, and Pollack, please refer to the Surface Materials Reference Manual or visit *www.steelcase.com/surface-materials* under the *Select Surfaces* section.

Base

Price Group 1

- 7241 Arctic White
- 7360 Merle

Pivot

Standard Includes		Required to Specify
▶ Need help? Product details, page 318	• Side A: fabric price group 1 • Side B: markerboard laminate • Base: paint • Glides: hard, low profile glides	1 Style number 2 Fabric color for screen side A 3 Paint color number for base 4 Options, if selected (see below) ▶ See *Surface Materials*, page 319.

	Options	U.S. Price	Required to Specify
Surface Materials	**Fabric**		
	• Fabric price group 1	No cost	Specify fabric color number.
	• Fabric price group 3	+$209	Specify fabric color number.

Specification Information

Dimensions D	W	H	Style Number	U.S. Base Price
16"	37"	71"	**TS6PVT**	$2353

For Canadian Pricing
Multiply U.S. Price by the Canadian price factor.
▶ See page 1 for details.

Bassline

Statement of Line 322

Product Details

Thought Starters 325
Occasional Tables 328
Base-Only Tables 330
Asymmetrical Tables 332
Box Top Tables 336
Storage 338
Bench Seating 340
Power 342

Specifying

Square and Rectangular Tables 344
Round Tables 346
Oval Tables 348
Racetrack Tables 350
Base-Only Tables 352
Asymmetrical Tables 354
Box Top Tables 356
Standing Storage 362
Credenza 364
One Seat Bench 366
Two Seat Bench 368
Power 370

Surface Materials 372

Statement of Line

Occasional Tables

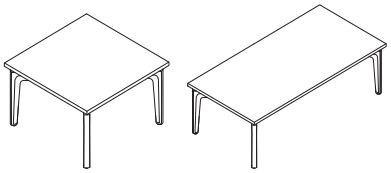

Understanding
▶Page 328
Specifying
▶Page 344

Square and Rectangular Tables

	18⅞"W	28¾"W	36"W	54"W	60"W
18⅞"D	●				
20"D			●		
24"D				●	
28¾"D		●			●

Understanding
▶Page 328
Specifying
▶Page 346

Round Tables

25" Diameter	●
39" Diameter	●

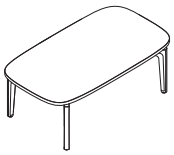

Understanding
▶Page 328
Specifying
▶Page 348

Oval Tables

	36"W	54"W	60"W
20"D	●		
24"D		●	
28¾"D			●

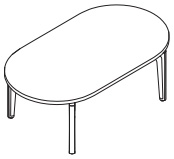

Understanding
▶Page 328
Specifying
▶Page 350

Racetrack Tables

	36"W	54"W	60"W
20"D	●		
24"D		●	
28¾"D			●

Base-Only Tables

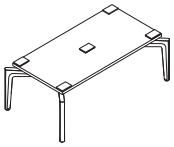

Understanding
▶Page 330
Specifying
▶Page 352

Square and Rectangular Base-Only Tables

	18⅞"W	28¾"W	36"W	44"W	54"W	60"W
18⅞"D	●					
20"D			●			
22"D				●		
24"D					●	
28¾"D		●				●

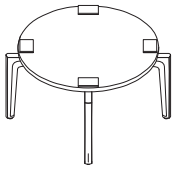

Understanding
▶Page 330
Specifying
▶Page 352

Round Base-Only Tables

25" Diameter	●
39" Diameter	●

Base-Only Tables, continued

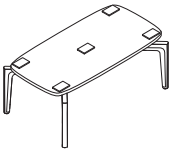

Understanding
▶Page 330
Specifying
▶Page 352

Oval Base-Only Tables

	36"W	44"W	54"W	60"W
20"D	●			
22"D		●		
24"D			●	
28¾"D				●

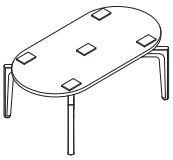

Understanding
▶Page 330
Specifying
▶Page 352

Racetrack Base-Only Tables

	36"W	44"W	54"W	60"W
20"D	●			
22"D		●		
24"D			●	
28¾"D				●

Asymmetrical Tables

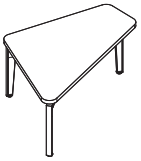

Understanding
▶Page 332
Specifying
▶Page 354

Small Asymmetrical Table

	22⅛"W
26¾"D	●

Understanding
▶Page 332
Specifying
▶Page 354

Medium Asymmetrical Table

	26⅖"W
34"D	●

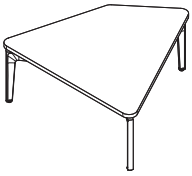

Understanding
▶Page 332
Specifying
▶Page 354

Large Asymmetrical Table

	29¾"W
35"D	●

Box Top Tables

Understanding
▶Page 336
Specifying
▶Page 356

Box Top Tables

	18"W
25"D	●
30"D	●

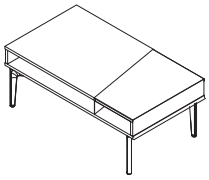

Understanding
▶Page 336
Specifying
▶Page 358

Box Top Coffee Table

	54"W
25"D	●

Box Top Tables, continued

Understanding
▶ Page 336
Specifying
▶ Page 360

Box Top Table with Bag Drop

	18"W
25"D	●
30"D	●

Storage

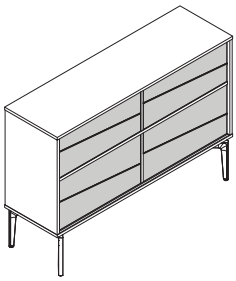

Full Back Standing Storage
Understanding
▶ Page 338
Specifying
▶ Page 362

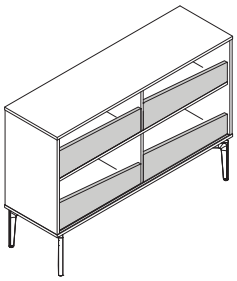

Half Back Standing Storage
Understanding
▶ Page 338
Specifying
▶ Page 362

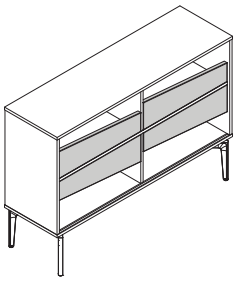

Sideways Standing Storage
Understanding
▶ Page 338
Specifying
▶ Page 362

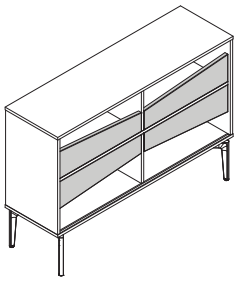

Bowtie Standing Storage
Understanding
▶ Page 338
Specifying
▶ Page 362

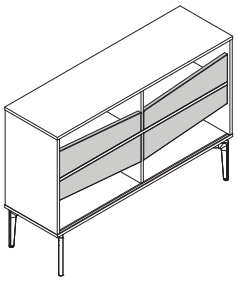

Chevron Standing Storage
Understanding
▶ Page 338
Specifying
▶ Page 362

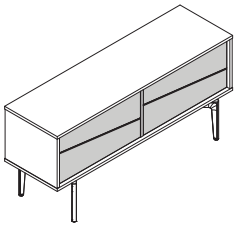

Full Back Credenza
Understanding
▶ Page 338
Specifying
▶ Page 364

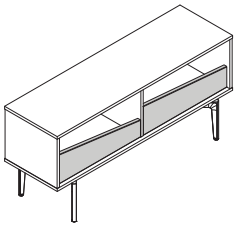

Half Back Credenza
Understanding
▶ Page 338
Specifying
▶ Page 364

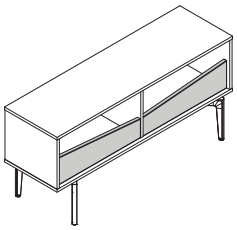

Meet Me in the Middle Credenza
Understanding
▶ Page 338
Specifying
▶ Page 364

Bench Seating

One Seat Bench
Understanding
▶ Page 340
Specifying
▶ Page 366

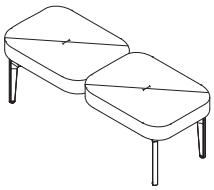

Two Seat Bench
Understanding
▶ Page 340
Specifying
▶ Page 368

Power

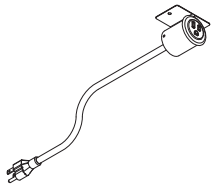

Round Power
Understanding
▶ Page 342
Specifying
▶ Page 370

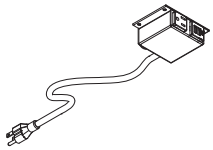

Module Power
Understanding
▶ Page 342
Specifying
▶ Page 370

Thought Starters

Touchdown

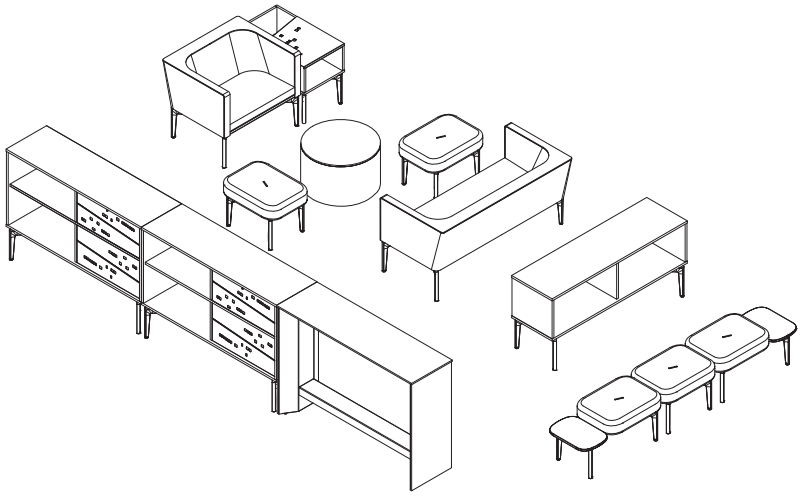

Quantity	Style Number	Description	Options	Page for Ordering
2	**TSBLNS1**	Bassline One Seat Bench	Side Table	366
3	**TSBLNS1**	Bassline One Seat Bench		366
1	**TS8RS**	Bivi 36"W Rumble Seat	Freestanding Legs	136
1	**TS8RS**	Bivi 60"W Rumble Seat	Freestanding Legs	136
1	**TSBLNTBXS**	Bassline Box Top Table with Bag Drop		360
2	**TSBLNSTS1**	Bassline Standing Storage	Doors with Design	362
1	**TSBLNSTC3**	Bassline Meet Me In The Middle Credenza		364
1	**TS4TPSTS60**	Campfire Standing Slim Table		295
1	**TS34401**	Alight Round Ottoman	Low Glide	475

Space Division

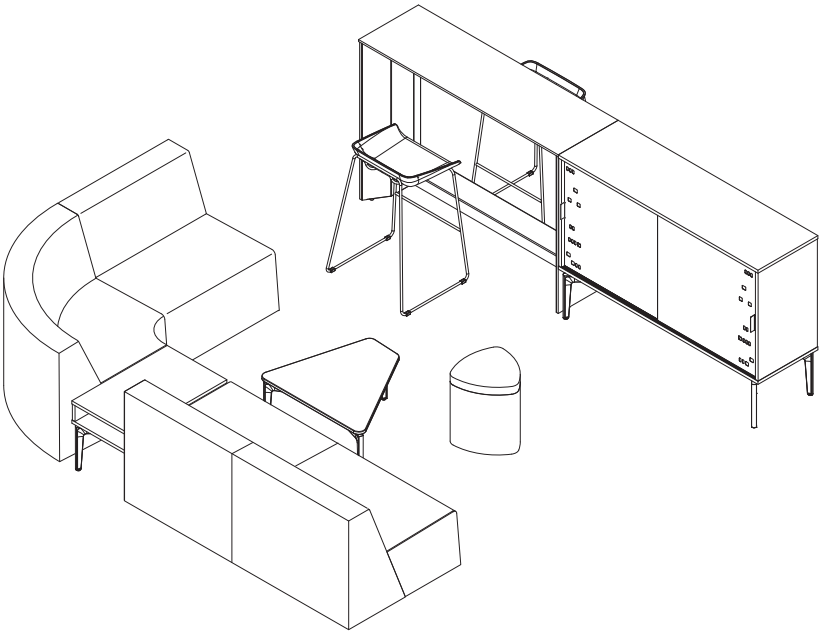

Quantity	Style Number	Description	Options	Page for Ordering
1	**TS3BCS**	Campfire Big Lounge–Seam		269
1	**TS3HLS**	Campfire Half Lounge–Seam		272
1	**TS3CRIN90S**	Campfire 90° Inside Corner Lounge		274
1	**TSBLNT3LEGM**	Bassline Medium Asymmetrical Table		354
1	**TS4POUF**	Campfire Pouf		283
2	**TS30701**	Scoop Stool		420
1	**TSBLNSTC3**	Bassline Standing Storage	Doors with Design	362
1	**TS4TPSTS60**	Campfire Standing Slim Table		295

End of Desk Storage

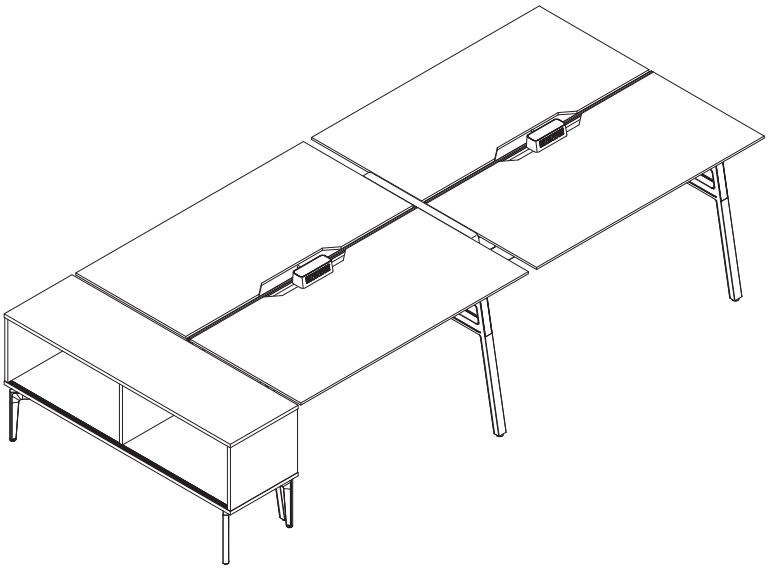

Quantity	Style Number	Description	Options	Page for Ordering
1	**TS8TTWF**	Bivi Table for Two	60"W	120
1	**TS8TTAF**	Bivi Table plus Two	60"W	121
2	**TS8HSMREV**	Bivi High Sit Bracket with Modesty Panel	60"W	134
1	**TS8P4IFH**	Bivi Power Infeed, Hardwire-To-Modular		144
2	**TS8PBS**	Bivi Modular Power Block, standard capacity, 4-circuit, non-PVC		147
8	**TS8PRD**	Bivi Duplex Receptacle		148
1	**TS8P4H**	Bivi Modular Harness, 4-circuit		152
4	**TS8PRCVR**	Bivi Bezel Receptacle Cover		156
4	**TS8PAREC**	Bivi Accessory Power, rectangular	Clamp-on mount & USB ports	142
1	**TSBLNSTC1**	Bassline Full Back Credenza		364

Occasional Tables

Occasional tables are available in round, square, rectangular, oval, and racetrack.

Tables tops are offered in Low-Pressure Laminate, High-Pressure Laminate, veneer, glass, and solid surface.

Overall table height is 13" including the legs, spacer, and table top.
▶Specifying, pages 344–350

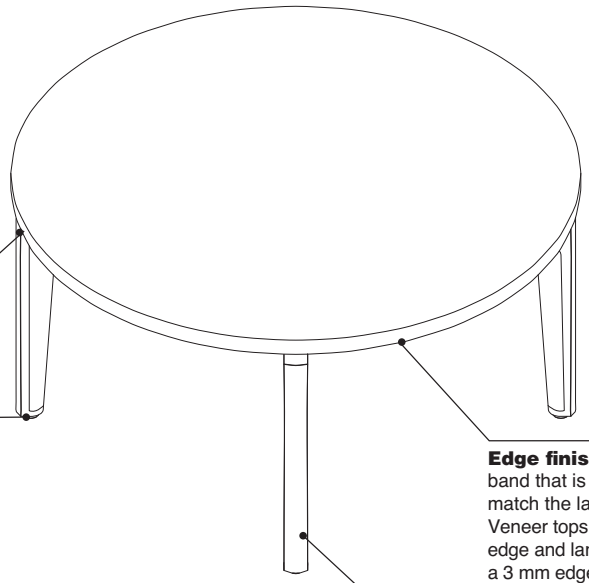

Tables tops are ¾" thick.

Leveling glides have ½" adjustability range to install tables on uneven floors.

Edge finish has an edge band that is defaulted to match the laminate surface. Veneer tops have a wood edge and laminate tops have a 3 mm edge.

Leg height is 12¼".

Actual Dimensions

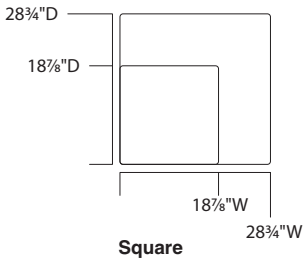

Square

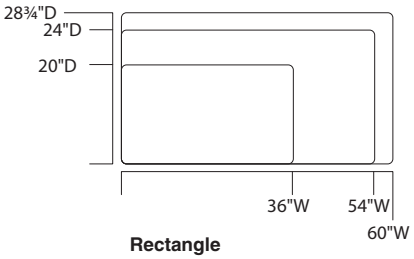

Rectangle

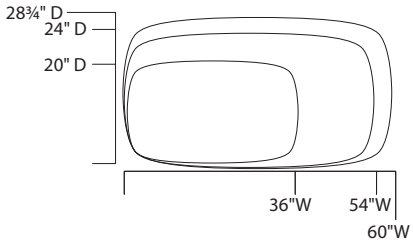

Racetrack

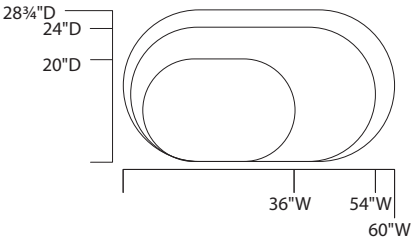

Oval

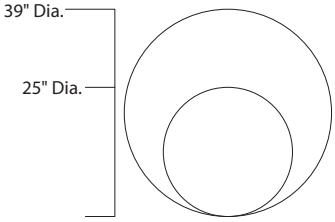

Round

Product Details

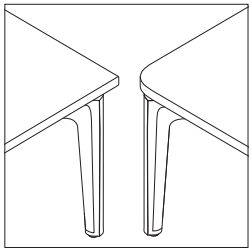

Square and rectangular tables have options for rounded corners or squared corners.

Occasional tables and Bivi Rumble Seat legs share the same visual aesthetic.
▶See page 62 for Bivi Rumble Seat information.

Surface Materials

Table tops
- Low-Pressure Laminate
- High-Pressure Laminate
- Open Line laminate
- Wood veneer
- Glass*
- Solid surface*

**Note: Only available with round corners.*

Legs
- Paint

Base-Only Tables

Base-Only Tables enable you to personalize your table with a custom top and make it your own.
▶ Specifying page, 352

The Base-Only Tables come with a black ¾" Low-Pressure Laminate (LPL) platform in the shape specified. Adhere custom top to the platform using the provided 3M™ hook and loop fasteners.
Tip: Base-Only Tables platform is smaller than the legs. Custom top will extend beyond the platform to align with the legs.

Fully assembled tables support a maximum weight of 800 pounds. This includes the weight of your custom top and any items put on the table.
Tip: Base-Only Tables are only available in four leg shapes and sizes.

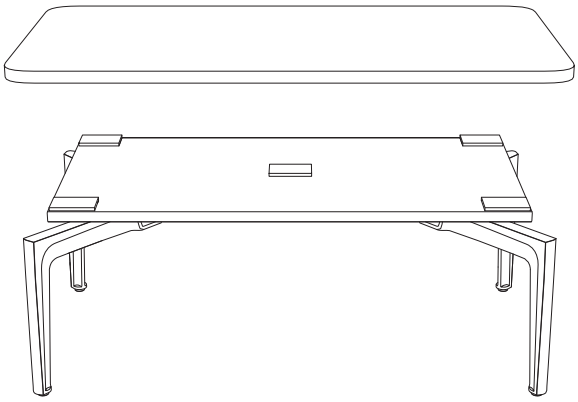

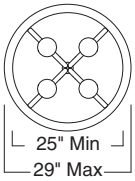

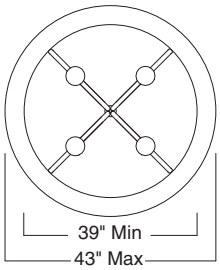

25" Round Table **39" Round Table**

Your custom top for circle bases may not extend more than 2" in any direction from the standard Base-Only Table size.

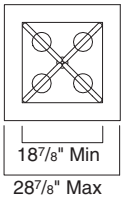

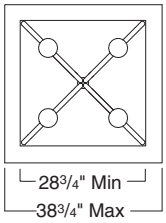

18⅞" Square Table **28¾" Square Table**

Your custom top for square bases may not extend more than 5" in any direction from the standard Base-Only Table size.

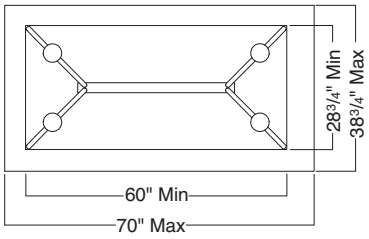

60" Rectangle Table

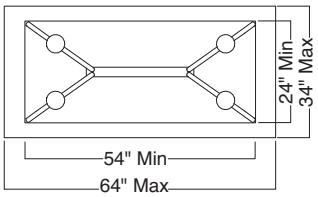

54" Rectangle Table

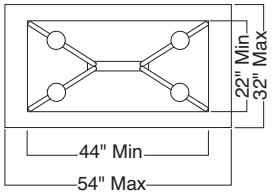

44" Rectangle Table

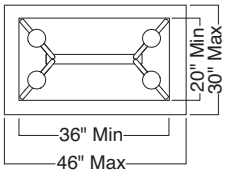

36" Rectangle Table

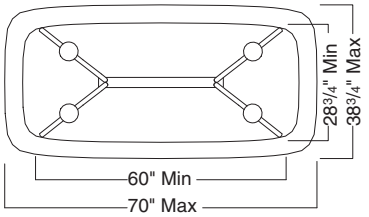

60" Oval Table

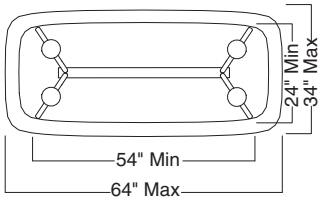

54" Oval Table

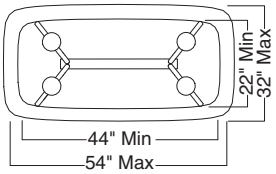

44" Oval Table

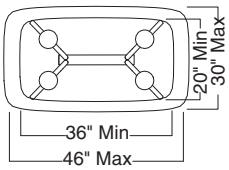

36" Oval Table

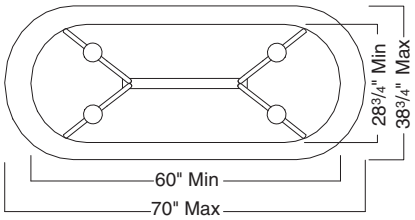

60" Racetrack Table

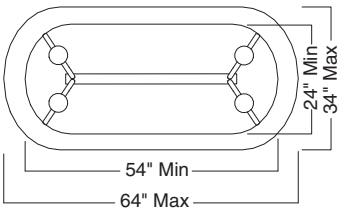

54" Racetrack Table

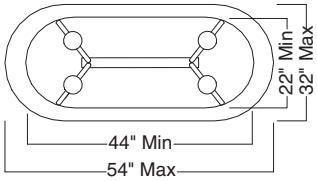

44" Racetrack Table

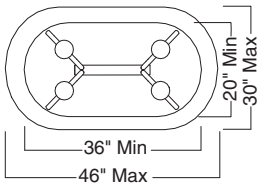

36" Racetrack Table

Your custom top for rectangular, oval, and racetrack bases may not extend more than 5" in any direction from the standard Base-Only Table size.

Asymmetrical Tables

Asymmetrical Tables have an irregular shape and are offered in Low-Pressure Laminate, High-Pressure Laminate, veneer, glass, and solid surface.

Overall table height is 13" including the legs, spacer, and table top.
▶ Specifying, page 354

Table tops are ¾" thick.

Leveling glides have ½" adjustability range to install tables on uneven floors.

Edge finish has an edge band that is defaulted to match the laminate surface. Veneer tops have a wood edge and laminate tops have a 3 mm edge.

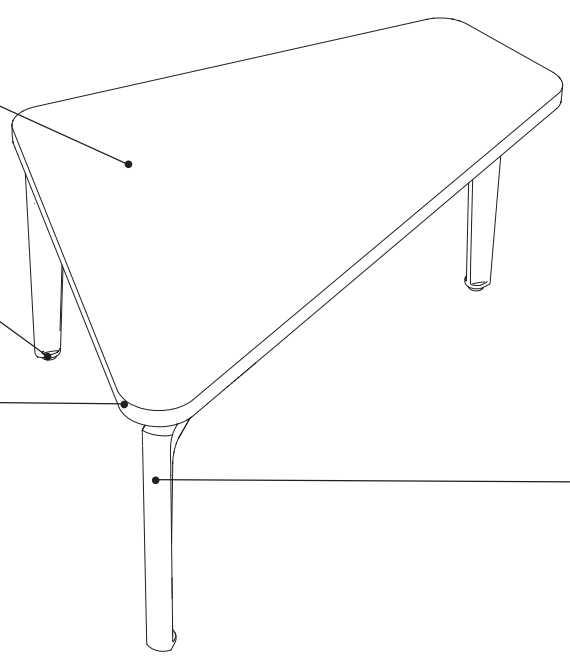

Leg height is 12¼".

Asymmetrical Tables are available in small, medium, and large.

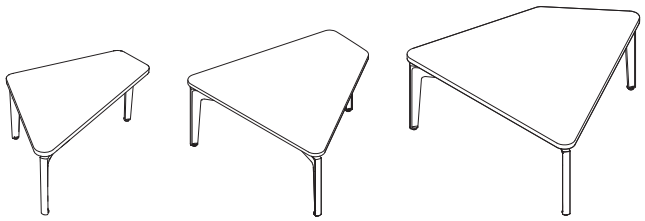

Small **Medium** **Large**

Product Details

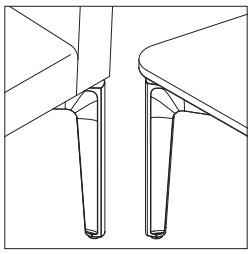

Asymmetrical Tables and Bivi Rumble Seat legs share the same visual aesthetic.
▶See page 62 for Bivi Rumble Seat information.

Grain Directions

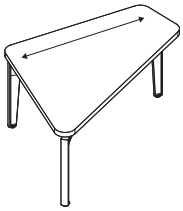

Small Asymmetrical Table

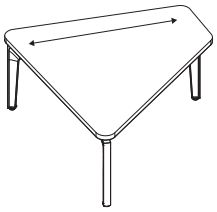

Medium Asymmetrical Table

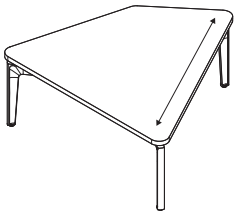

Large Asymmetrical Table

Application Topics

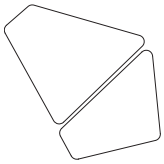

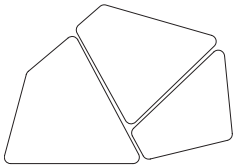

Asymmetrical Tables can be used separately or grouped together.

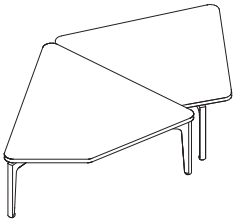

Large Asymmetrical Table with Medium Asymmetrical Table shown above.

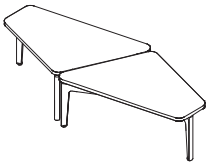

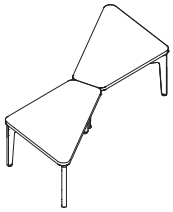

Small Asymmetrical Table with Small Asymmetrical Table shown above.

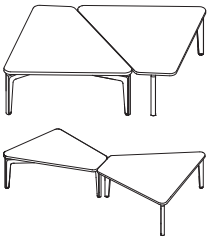

Small Asymmetrical Table with Medium Asymmetrical Table shown above.

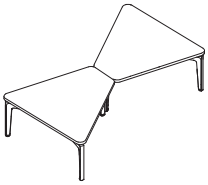

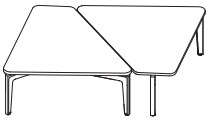

Medium Asymmetrical Table with Medium Asymmetrical Table shown above.

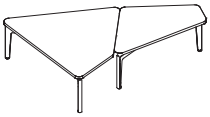

Small Asymmetrical Table with Large Asymmetrical Table shown above.

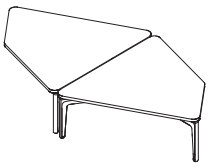

Large Asymmetrical Table with Large Asymmetrical Table shown above.



Small Asymmetrical Table with Campfire Lounge shown above.

Surface Materials

Table tops
- Low-Pressure Laminate
- High-Pressure Laminate
- Open Line laminate
- Wood veneer
- Glass
- Solid surface

Base
- Paint

Dimensions

▶Page 334

Dimensions

Asymmetrical

Features	Overall Depth	Width	Height
Asymmetrical Tables			
Small			
	26 3/4"	22 1/8"	13"
Medium			
	34"	26 2/5"	13"
Large			
	35"	29 3/4"	13"

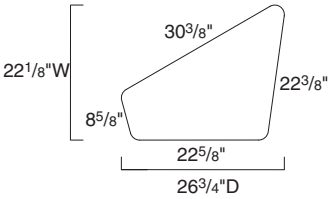

Small Asymmetrical Table

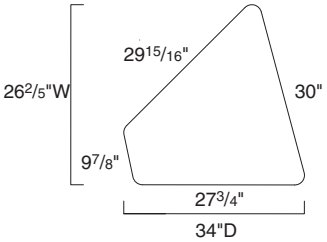

Medium Asymmetrical Table

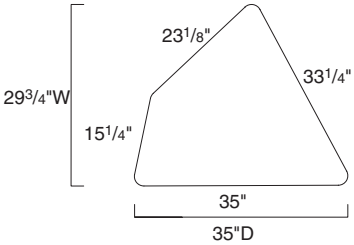

Large Asymmetrical Table

Box Top Tables

Box Top Tables are offered in Low-Pressure Laminate, High-Pressure Laminate, and veneer with painted metal accents; location varies by table. The metal accent panel is available with or without a design.
▶ Specifying pages, 356-361

Case of Box Top Tables are ¾" thick.

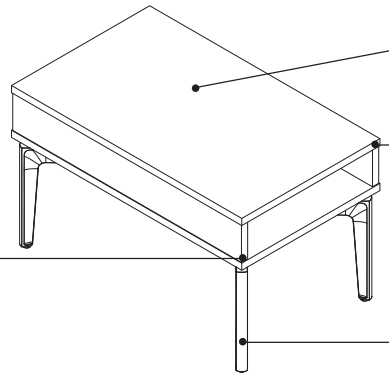

The 25"D and 30"D Box Top Tables have a metal accent panel inside the case. It is available with or without a design.

Edge finish has an edge band that is defaulted to match the laminate surface. Veneer tops have a wood edge and laminate tops have a 3 mm edge.

Leg height is 12¼".

Box Top Tables with Bag Drop features a metal accent panel and unique top compartment for storing bags and personal items along with a open shelf in the front for additional display or storage. (Metal accent panel shown here with optional design.)

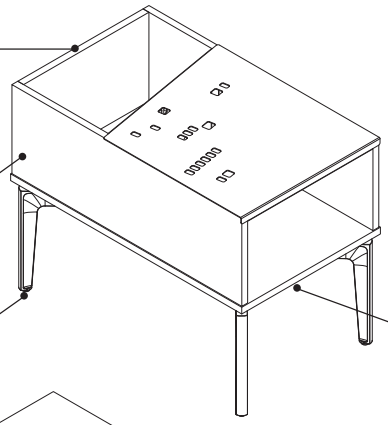

Box Top Tables with Bag Drop are available in two depths.

All Bassline tables have leveling glides with ½" adjustability range to install tables on uneven floors.

Box Top Tables and Box Top Tables with Bag Drop have pre-drilled pilot holes to accommodate power.

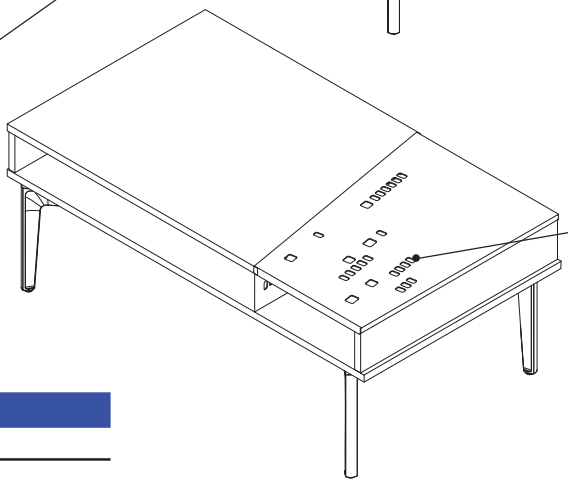

Box Top Coffee Table features a metal accent panel on the top and inside for visual interest (shown with optional design).

Actual Dimensions

Box Top Tables	
Depth	25" or 30"
Width	18"
Height	18" or 23"

Box Top Tables with Bag Drop	
Depth	25" or 30"
Width	18"
Height	23"

Box Top Coffee Table	
Depth	25"
Width	54"
Height	18"

Product Details

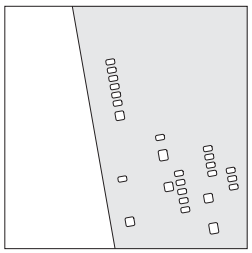

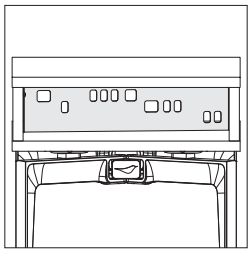

Box Top Tables have a standard metal accent panel that can be specified with or without a cut out design. Design shown on Box Top Table with Bag Drop (top) and a Box Top Table (bottom).

If the cut out design is specified, it will be applied to the metal accent panel.

Paint for metal accent panel and base are specified separately allowing match or mix finishes.

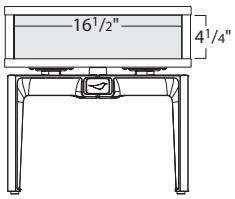

18"H Box Top Table opening

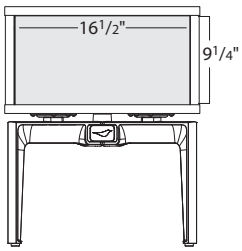

23"H Box Top Table and Box Top Table with Bag Drop opening

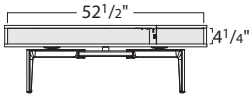

Box Top Coffee Table opening

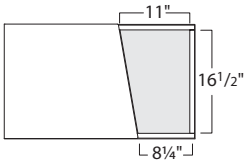

25"D and 30"D Bag Drop opening

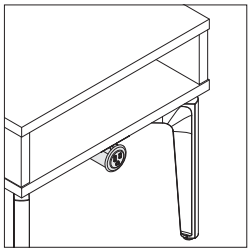

Round and module power available for Box Top Tables.
▶See page 370

Box Top Tables and Bivi Rumble Seat legs share the same visual aesthetic.
▶See page 62 for Bivi Rumble Seat information.

Application Topics

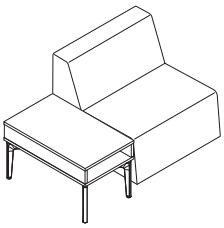

30"D Box Top Tables align with Campfire Lounge.

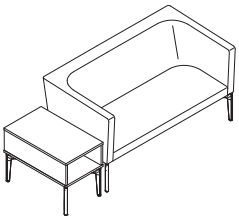

25"D Box Top Tables align with the Freestanding Bivi Rumble Seat.

Surface Materials

Table tops
- Low-Pressure Laminate
- High-Pressure Laminate
- Open Line laminate
- Wood veneer

Base
- Paint

Metal accent panel
- Paint

Storage

Bassline Storage is free-standing storage pieces that can also be used to divide spaces.
▶ Specifying pages, 362–364

Storage cases are available in Low-Pressure Laminate, High-Pressure Laminate, and veneer with painted metal accent panels.

Storage is standard as one sided. A YinYang configuration is available to create openings on both sides for shared storage.

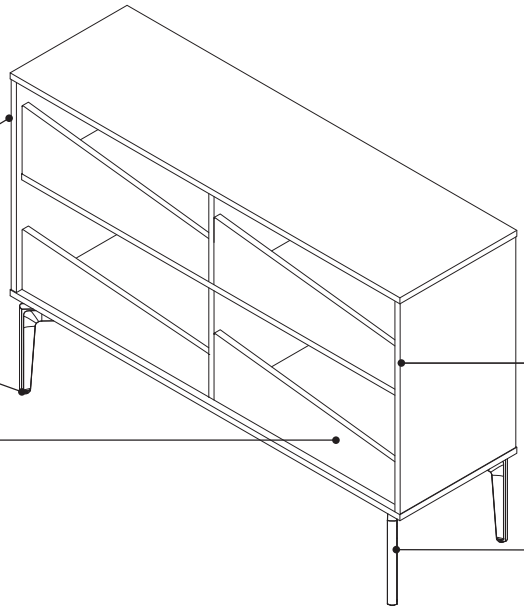

Case sides are ¾" thick.

Leveling glides have a ½" adjustablility range to install on uneven floors.

Accent panels are available in various configurations.

Edge finish has an edge band that is defaulted to match the laminate surface. Veneer cases have a wood edge and laminate tops have a 3 mm edge.

Leg height is 12¼".

Actual Dimensions

Standing Storage	
Depth	18"
Width	60"
Height	42"

Credenza	
Depth	18"
Width	60"
Height	28½"

Product Details

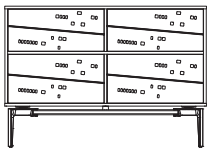

Metal accent panels and sliding doors are available with or without a cut out design. Design shown on Standing Storage with full back.

If the cut out design is specified, it will be applied to the metal accent panel. If design cut out is desired on sliding doors, select doors with design.

Paint for metal accent panel and base are specified separately allowing match or mix finishes.

One Sided

Yin Yang

Both Credenza and Standing Storage can be one sided or YinYang to allow for access on both sides.

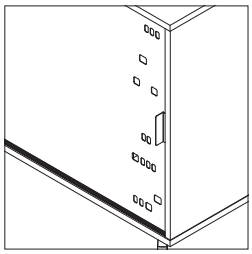

Sliding doors are an option on full back storage only.

Sliding doors are not available on full back units with the design cut out that are installed yin yang to prevent injury.

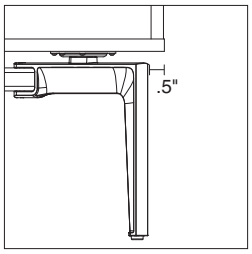

Flush

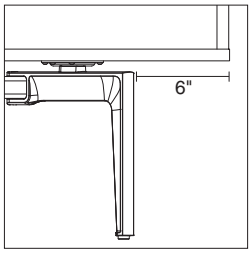

Inset

Credenza and Standing Storage legs can be specified in either flush or inset.

Inset legs are defaulted on the Credenza for a residential aesthetic.

Flush legs are defaulted on the Standing Storage for a clean aesthetic.

When storage units are being used together, option the legs the same for both units.

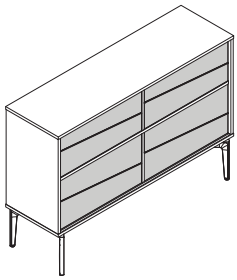

Full Back

Half Back

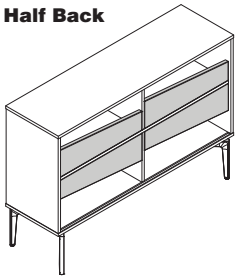

Sideways

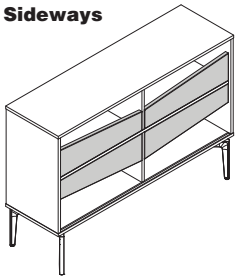

Bowtie

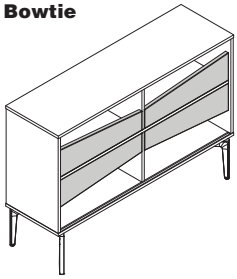

Chevron

Accent panel configurations for the Standing Height Storage can be specified in five different configurations.

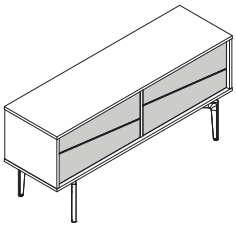

Full Back

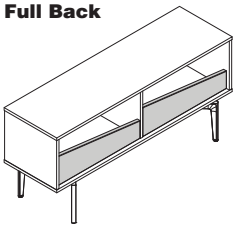

Half Back

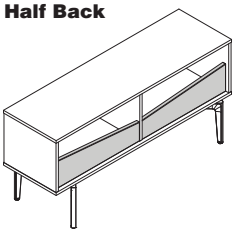

Meet Me In The Middle

Accent panel configurations for the Credenza can be specified in three different configurations.

Weight capacity is 50 pounds per opening and 200 pounds on top.

Dimensions

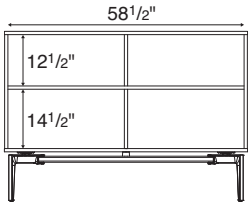

Standing Storage

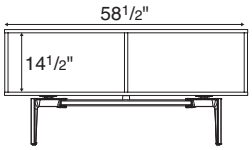

Credenza

Grain Direction

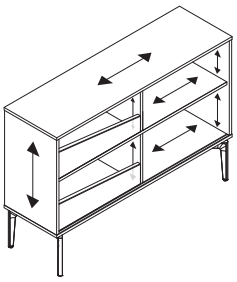

Laminate and wood grain direction for Standing Storage and Credenza are shown above.

Surface Materials

Case
- Low-Pressure Laminate
- High-Pressure Laminate
- Open Line laminate
- Wood veneer

Base
- Paint

Sliding Doors
- Paint

Metal accent panel
- Paint

Tip: Wood veneer cases have matching flat veneer profile edges.

Tip: Paint for the accent panels and base are specified separately allowing match or mix finishes.

Bench Seating

Built on the same base as Bassline tables, Benches act as seating, ottomans, or side tables. They are available in One Seat or Two Seat configurations.

Overall height is 17¼" including the legs and seat.
▶ Specifying pages, 368-369

Side table corners are rounded.

Side table has a table top thickness of ¾" and is available as an option on the One Seat Bench.

Contrasting stitching is optional on solid seat(s).

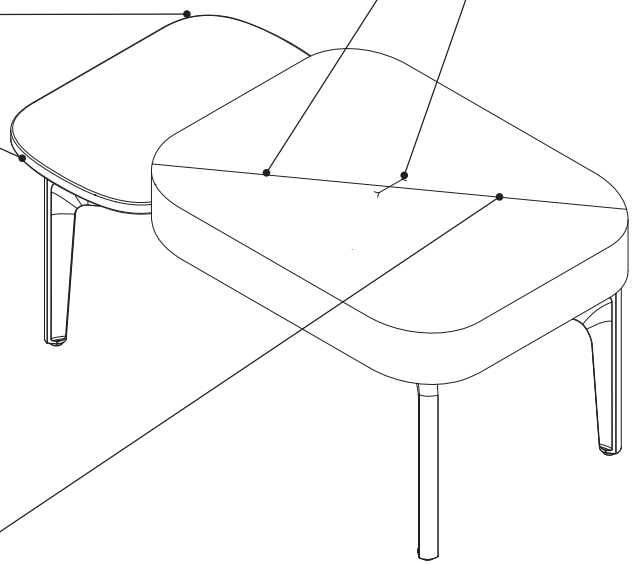

Diagonal stitching is in the center of the seat.

Bench seating has a decorative pull in the middle of the seat upholstery.

Product Details

Solid Seat

Multicolor Seat

One Seat Bench and One Seat Bench with Table are available with a solid color seat or multicolor seat.
Tip: Multicolor seat must be in the same fabric family.

Solid Non-Contrasting Seat

Solid Contrasting Seat

One Solid Seat,
One Multicolor Seat

Multicolor,
Non-Contrasting Seats

Multicolor, Contrasting Seats

Two Seat Bench available as solid non-contrasting, solid contrasting, multicolor non-contrasting, multicolor contrasting, and one solid and one contrasting.
Tip: Multicolor seats must be from the same color family.

Actual Dimensions

One Seat Bench	
Depth	18"
Width	24"
Height	17¼"
One Seat Bench with Side Table	
Depth	18"
Width	36"
Height	17¼"
Two Seat Bench	
Depth	18"
Width	48"
Height	17¼"

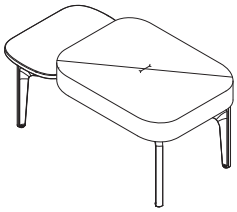

Side table is available as an option on One Seat Bench. Side table is assembled on the right.

When ordering multi-color upholstery on a One Seat Bench with a side table, keep in mind where your color choices will be in regards to the seat front/seat back.

Surface Materials

Seat
- Fabric

Contrasting Thread
- UB01 Charcoal
- UB02 Ash
- UB03 Powder Blue
- UB04 Evergreen
- UB05 Bright Red

Base
- Paint

Side table (optional)
- Low-Pressure Laminate
- High-Pressure Laminate
- Open Line laminate
- Wood

Power

Round and Module power facilitate function and accessibility by bringing the power to the user.

Round power available in plastic colors to coordinate or accent in a space.

Module power available in black plastic only.
▶ Specifying, page 370

Steelcase products are designed and tested for code and standard compliance when installed and used as an integrated product solution in accordance with Steelcase application guidelines and installation instructions. However, the building owner or designated agent is responsible for verifying that the installation is in compliance with local codes and regulations.

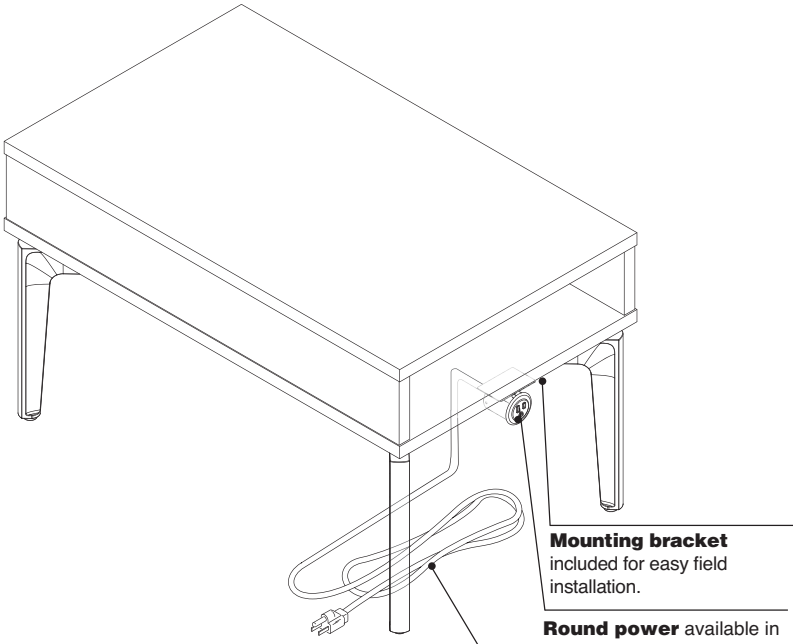

Round Power

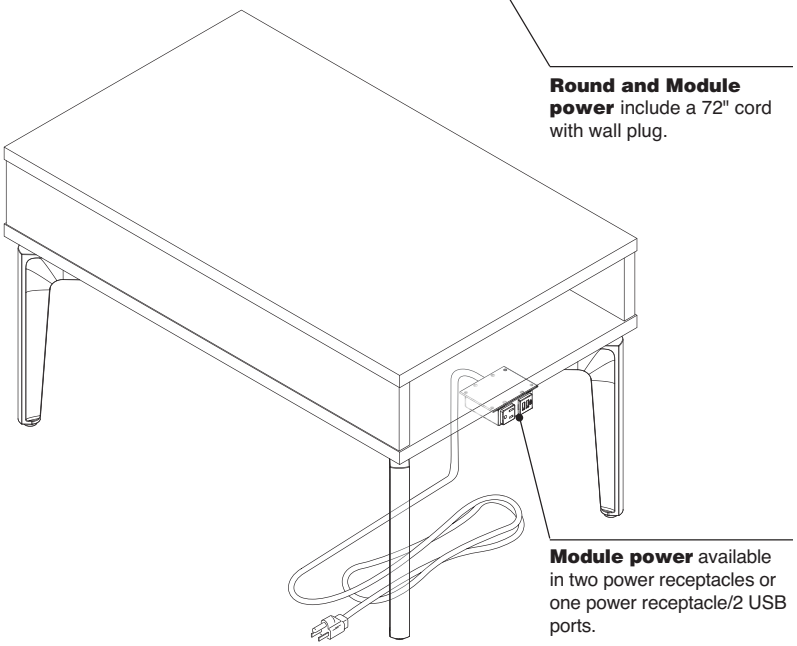

Module Power

Product Details

Round or Module power have been tested and approved for use with the Box Top Table, TSBLNTBX, and Box Top Table with Bag Drop, TSBLNTBXB.

Box Top Tables and Box Top Tables with Bag Drop have pre-drilled pilot holes to accommodate power.

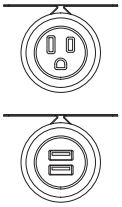

Round power is available with one power receptacle or 2 USB ports.

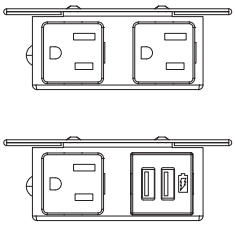

Module power is available with two power receptacles or one power receptacle/2 USB ports.

Round and Module power include a 72" cord with wall plug.

Wiring and Cabling

Round power features one simplex 15-amp spill proof receptacle.

Module power features two simplex 15-amp receptacles.

Round power has optional dual USB ports and offers 2-amps per port. Module power has optional dual USB ports in place of one receptacle.

All electrical components are cULus listed to the appropriate industry standards in accordance with the National and Canadian Electrical code.

Surface Materials

Round Power

5U23 Blue Jay
6249 Platinum Solid
6337 Element
6338 Chili
6527 Merle

Module Power

6000 Black

Bracket

7360 Merle

Square and Rectangular Tables

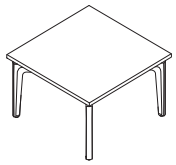

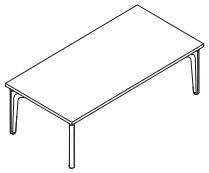

Tip: Overall table height is 13" including the legs and table top.

	Standard Includes	Required to Specify
▶Need help? Product details, page 328	• ¾"-thick table top: Low-Pressure Laminate • 3 mm edge band: default color to match laminate • Base: paint price group 1 • Glides • Ships ready to assemble	1 Style number 2 Size (see below under Required Selections) 3 Corner type (see below under Required Selections) 4 Laminate color number for table top 5 Paint color number for base 6 Options, if selected (see below) ▶See *Surface Materials,* page 372.

	Required Selections	U.S Price	Required to Specify
Size	• 18⅞"D x 18⅞"W	Prices at right	Specify size.
	• 20"D x 36"W	Prices at right	Specify size.
	• 28¾"D x 28¾"W	Prices at right	Specify size.
	• 24"D x 54"W	Prices at right	Specify size.
	• 28¾"D x 60"W	Prices at right	Specify size.
Corner Type	• Rounded corners	No cost	Specify *with rounded corners.*
	• Square corners	No cost	Specify *with square corners.*

	Options	U.S Price	Required to Specify
Surface Materials	**Table top**		
	• High-Pressure Laminate price group 1		
	– 18⅞"D x 18⅞"W	+$ 73	Specify High-Pressure Laminate color number.
	– 20"D x 36"W	+$ 76	Specify High-Pressure Laminate color number.
	– 28¾"D x 28¾"W	+$ 76	Specify High-Pressure Laminate color number.
	– 24"D x 54"W	+$ 80	Specify High-Pressure Laminate color number.
	– 28¾"D x 60"W	+$ 83	Specify High-Pressure Laminate color number.
	• High-Pressure Laminate price group 2	See information at left	Specify High-Pressure Laminate color number.
	• High-Pressure Laminate price group 3	See information at left	Specify High-Pressure Laminate color number.
	• Open Line laminate	+$ 77 plus cost of laminate	▶See *Surface Materials Reference Manual.*
	• Wood group 1		
	– 18⅞"D x 18⅞"W	+$434	Specify wood color number.
	– 20"D x 36"W	+$451	Specify wood color number.
	– 28¾"D x 28¾"W	+$451	Specify wood color number.
	– 24"D x 54"W	+$478	Specify wood color number.
	– 28¾"D x 60"W	+$498	Specify wood color number.
	• Wood group 2		
	– 18⅞"D x 18⅞"W	+$471	Specify wood color number.
	– 20"D x 36"W	+$488	Specify wood color number.
	– 28¾"D x 28¾"W	+$488	Specify wood color number.
	– 24"D x 54"W	+$519	Specify wood color number.
	– 28¾"D x 60"W	+$539	Specify wood color number.
	• Wood group 3		
	– 18⅞"D x 18⅞"W	+$507	Specify wood color number.
	– 20"D x 36"W	+$527	Specify wood color number.
	– 28¾"D x 28¾"W	+$527	Specify wood color number.
	– 24"D x 54"W	+$557	Specify wood color number.
	– 28¾"D x 60"W	+$582	Specify wood color number.
	• Customiz stain	No cost	Specify *with Customiz stain.*
			▶See *Surface Materials Reference Manual.*

For laminate group 2 and 3 pricing, *please refer to the electronic catalog or SmartTools.*

Tip: Wood veneer tables have matching flat veneer profile edges.

▶**Options, continued on next page**

For Canadian Pricing
Multiply U.S. Price by the Canadian price factor.
▶See page 1 for details.

▶**Options, continued from previous page**

	Options	U.S Price	Required to Specify
Surface Materials, continued	• Full-fill finish on wood group 1		
	– 18⅞"D x 18⅞"W	+$ 579	Specify full-fill finish number.
	– 20"D x 36"W	+$ 602	Specify full-fill finish number.
	– 28¾"D x 28¾"W	+$ 602	Specify full-fill finish number.
	– 24"D x 54"W	+$ 636	Specify full-fill finish number.
	– 28¾"D x 60"W	+$ 663	Specify full-fill finish number.
	• Glass		
	– 18⅞"D x 18⅞"W	+$ 809	Specify glass color number.
	– 20"D x 36"W	+$1425	Specify glass color number.
	– 28¾"D x 28¾"W	+$1431	Specify glass color number.
	– 24"D x 54"W	+$1568	Specify glass color number.
	– 28¾"D x 60"W	+$1726	Specify glass color number.
	• Solid surface		
	– 18⅞"D x 18⅞"W	+$1383	Specify solid surface color number.
	– 20"D x 36"W	+$1772	Specify solid surface color number.
	– 28¾"D x 28¾"W	+$1778	Specify solid surface color number.
	– 24"D x 54"W	+$2059	Specify solid surface color number.
	– 28¾"D x 60"W	+$2091	Specify solid surface color number.
	Base		
	• Paint price group 1	No cost	Specify paint color number.
	• Paint price group 2	+$ 39	Specify paint color number.
	• Paint price group 3	+$ 79	Specify paint color number.

Tip: Glass and solid surface are only available with rounded corners.

Specification Information

Style Number	Dimensions D	Dimensions W	U.S. Base Price
TSBLNTRS	18⅞"	18⅞"	$701
	20"	36"	$729
	28¾"	28¾"	$729
	24"	54"	$771
	28¾"	60"	$803

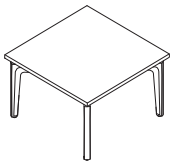

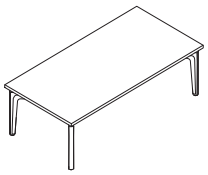

For Canadian Pricing
Multiply U.S. Price by the Canadian price factor.
▶See page 1 for details.

Round Tables

	Standard Includes	Required to Specify
▶Need help? Product details, page 328	• ¾"-thick table top: Low-Pressure Laminate • 3 mm edge band: default color to match laminate • Base: paint price group 1 • Glides • Ships ready to assemble	1 Style number 2 Size (see below under Required Selections) 3 Laminate color number for table top 4 Paint color number for base 5 Options, if selected (see below) ▶See *Surface Materials,* page 372.

	Required Selections	U.S Price	Required to Specify
Size	• 25" diameter	Prices below	Specify size.
	• 39" diameter	Prices below	Specify size.

	Options	U.S Price	Required to Specify
Surface Materials	**Table top**		
	• High-Pressure Laminate price group 1		
	– 25" diameter	+$ 73	Specify High-Pressure Laminate color number.
	– 39" diameter	+$ 79	Specify High-Pressure Laminate color number.
	• High-Pressure Laminate price group 2	See information at left	Specify High-Pressure Laminate color number.
	• High-Pressure Laminate price group 3	See information at left	Specify High-Pressure Laminate color number.
	• Open Line laminate	+$ 77 plus cost of laminate	▶See *Surface Materials Reference Manual.*
	• Wood group 1		
	– 25" diameter	+$ 434	Specify wood color number.
	– 39" diameter	+$ 471	Specify wood color number.
	• Wood group 2		
	– 25" diameter	+$ 471	Specify wood color number.
	– 39" diameter	+$ 510	Specify wood color number.
	• Wood group 3		
	– 25" diameter	+$ 507	Specify wood color number.
	– 39" diameter	+$ 550	Specify wood color number.
	• Customiz stain	No cost	Specify *with Customiz stain.* ▶See *Surface Materials Reference Manual.*
	• Full-fill finish on wood group 1		
	– 25" diameter	+$ 579	Specify full-fill finish number.
	– 39" diameter	+$ 628	Specify full-fill finish number.
	• Glass		
	– 25" diameter	+$ 812	Specify glass color number.
	– 39" diameter	+$ 884	Specify glass color number.
	• Solid surface		
	– 25" diameter	+$1383	Specify solid surface color number.
	– 39" diameter	+$1429	Specify solid surface color number.
	Base		
	• Paint price group 1	No cost	Specify paint color number.
	• Paint price group 2	+$ 39	Specify paint color number.
	• Paint price group 3	+$ 79	Specify paint color number.

For laminate group 2 and 3 pricing, *please refer to the electronic catalog or SmartTools.*

Tip: Wood veneer tables have matching flat veneer profile edges.

Specification Information

Style Number	Diameter	U.S. Base Price
TSBLNTRD	25"	$701
	39"	$760

For Canadian Pricing
Multiply U.S. Price by the Canadian price factor.
▶See page 1 for details.

Oval Tables

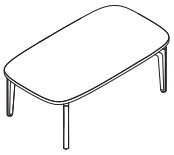

	Standard Includes	Required to Specify
▶Need help? Product details, page 328	• ¾"-thick table top: Low-Pressure Laminate • 3 mm edge band: default color to match laminate • Base: paint price group 1 • Glides • Ships ready to assemble	1 Style number 2 Size (see below under Required Selections) 3 Laminate color number for table top 4 Paint color number for base 5 Options, if selected (see below) ▶See *Surface Materials,* page 372.

	Required Selections	U.S Price	Required to Specify
Size	• 20"D x 36"W	Prices at right	Specify size.
	• 24"D x 54"W	Prices at right	Specify size.
	• 28¾"D x 60"W	Prices at right	Specify size.

	Options	U.S Price	Required to Specify
Surface Materials	**Table top**		
	• High-Pressure Laminate price group 1		
	– 20"D x 36"W	+$ 79	Specify High-Pressure Laminate color number.
	– 24"D x 54"W	+$ 83	Specify High-Pressure Laminate color number.
	– 28¾"D x 60"W	+$ 86	Specify High-Pressure Laminate color number.
	• High-Pressure Laminate price group 2	See information at left	Specify High-Pressure Laminate color number.
	• High-Pressure Laminate price group 3	See information at left	Specify High-Pressure Laminate color number.
	• Open Line laminate	+$ 77 plus cost of laminate	▶See *Surface Materials Reference Manual.*
	• Wood group 1		
	– 20"D x 36"W	+$ 477	Specify wood color number.
	– 24"D x 54"W	+$ 502	Specify wood color number.
	– 28¾"D x 60"W	+$ 523	Specify wood color number.
	• Wood group 2		
	– 20"D x 36"W	+$ 517	Specify wood color number.
	– 24"D x 54"W	+$ 544	Specify wood color number.
	– 28¾"D x 60"W	+$ 565	Specify wood color number.
	• Wood group 3		
	– 20"D x 36"W	+$ 556	Specify wood color number.
	– 24"D x 54"W	+$ 586	Specify wood color number.
	– 28¾"D x 60"W	+$ 610	Specify wood color number.
	• Customiz stain	No cost	Specify *with Customiz stain.* ▶See *Surface Materials Reference Manual.*
	• Full-fill finish on wood group 1		
	– 20"D x 36"W	+$ 635	Specify full-fill finish number.
	– 24"D x 54"W	+$ 669	Specify full-fill finish number.
	– 28¾"D x 60"W	+$ 698	Specify full-fill finish number.
	• Glass		
	– 20"D x 36"W	+$1111	Specify glass color number.
	– 24"D x 54"W	+$1719	Specify glass color number.
	– 28¾"D x 60"W	+$1809	Specify glass color number.
	• Solid surface		
	– 20"D x 36"W	+$1547	Specify solid surface color number.
	– 24"D x 54"W	+$2020	Specify solid surface color number.
	– 28¾"D x 60"W	+$2086	Specify solid surface color number.
	Base		
	• Paint price group 1	No cost	Specify paint color number.
	• Paint price group 2	+$ 39	Specify paint color number.
	• Paint price group 3	+$ 79	Specify paint color number.

For laminate group 2 and 3 pricing, *please refer to the electronic catalog or SmartTools.*

Tip: Wood veneer tables have matching flat veneer profile edges.

For Canadian Pricing
Multiply U.S. Price by the Canadian price factor.
▶See page 1 for details.

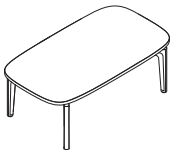

Specification Information

Style Number	Dimensions D	Dimensions W	U.S. Base Price
TSBLNTOV	20"	36"	$771
	24"	54"	$811
	28¾"	60"	$844

For Canadian Pricing
Multiply U.S. Price by the Canadian price factor.
▶See page 1 for details.

Racetrack Tables

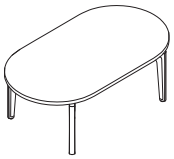

	Standard Includes	Required to Specify
▶Need help? Product details, page 328	• ¾"-thick table top: Low-Pressure Laminate • 3 mm edge band: default color to match laminate • Base: paint price group 1 • Glides • Ships ready to assemble	1 Style number 2 Size (see below under Required Selections) 3 Laminate color number for table top 4 Paint color number for base 5 Options, if selected (see below) ▶See *Surface Materials,* page 372.

	Required Selections	U.S Price	Required to Specify
Size	• 20"D x 36"W	Prices at right	Specify size.
	• 24"D x 54"W	Prices at right	Specify size.
	• 28¾"D x 60"W	Prices at right	Specify size.

	Options	U.S Price	Required to Specify
Surface Materials	**Table top**		
	• High-Pressure Laminate price group 1		
	– 20"D x 36"W	+$ 79	Specify High-Pressure Laminate color number.
	– 24"D x 54"W	+$ 83	Specify High-Pressure Laminate color number.
	– 28¾"D x 60"W	+$ 86	Specify High-Pressure Laminate color number.
	• High-Pressure Laminate price group 2	See information at left	Specify High-Pressure Laminate color number.
	• High-Pressure Laminate price group 3	See information at left	Specify High-Pressure Laminate color number.
	• Open Line laminate	+$ 77 plus cost of laminate	▶See *Surface Materials Reference Manual.*
	• Wood group 1		
	– 20"D x 36"W	+$ 477	Specify wood color number.
	– 24"D x 54"W	+$ 502	Specify wood color number.
	– 28¾"D x 60"W	+$ 523	Specify wood color number.
	• Wood group 2		
	– 20"D x 36"W	+$ 517	Specify wood color number.
	– 24"D x 54"W	+$ 544	Specify wood color number.
	– 28¾"D x 60"W	+$ 565	Specify wood color number.
	• Wood group 3		
	– 20"D x 36"W	+$ 556	Specify wood color number.
	– 24"D x 54"W	+$ 586	Specify wood color number.
	– 28¾"D x 60"W	+$ 610	Specify wood color number.
	• Customiz stain	No cost	Specify *with Customiz stain.* ▶See *Surface Materials Reference Manual.*
	• Full-fill finish on wood group 1		
	– 20"D x 36"W	+$ 635	Specify full-fill finish number.
	– 24"D x 54"W	+$ 669	Specify full-fill finish number.
	– 28¾"D x 60"W	+$ 698	Specify full-fill finish number.
	• Glass		
	– 20"D x 36"W	+$1111	Specify glass color number.
	– 24"D x 54"W	+$1719	Specify glass color number.
	– 28¾"D x 60"W	+$1809	Specify glass color number.
	• Solid surface		
	– 20"D x 36"W	+$1547	Specify solid surface color number.
	– 24"D x 54"W	+$2020	Specify solid surface color number.
	– 28¾"D x 60"W	+$2086	Specify solid surface color number.
	Base		
	• Paint price group 1	No cost	Specify paint color number.
	• Paint price group 2	+$ 39	Specify paint color number.
	• Paint price group 3	+$ 79	Specify paint color number.

For laminate group 2 and 3 pricing, *please refer to the electronic catalog or SmartTools.*

Tip: Wood veneer tables have matching flat veneer profile edges.

For Canadian Pricing
Multiply U.S. Price by the Canadian price factor.
▶See page 1 for details.

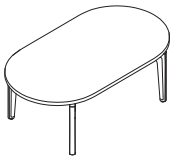

Specification Information

Style Number	Dimensions D	Dimensions W	U.S. Base Price
TSBLNTRT	20"	36"	$771
	24"	54"	$811
	28¾"	60"	$844

For Canadian Pricing
Multiply U.S. Price by the Canadian price factor.
▶See page 1 for details.

Base–Only Tables

	Standard Includes	Required to Specify
▶Need help? Product details, page 330	• ¾" black Low-Pressure Laminate platform with 3 mm edgeband • Base: paint price group 1 • Glides • Hook and loop fasteners • Hardware pack	1 Style number 2 Size (see below under Required Selections) 3 Paint color number for base 4 Options, if selected (see below) ▶See *Surface Materials,* page 372.

Tip: Base-Only Tables are only four leg tables.

Tip: Base-Only Tables have one additional size (22"D x 44"W) for rectangular, oval, and racetrack shapes as compared to the standard tables.

Tip: The platform acts as a shadow underneath your custom top and is 4" less than the standard sizes.

	Required Selections	U.S Price	Required to Specify
	Square/Rectangular Tables		
	• 18⅞"D x 18⅞"W	Prices below	Specify size.
	• 28¾"D x 28¾"W	Prices below	Specify size.
	• 20"D x 36"W	Prices below	Specify size.
	• 22"D x 44"W	Prices below	Specify size.
	• 24"D x 54"W	Prices below	Specify size.
	• 28¾"D x 60"W	Prices below	Specify size.
	Round Tables		
	• 25" diameter	Prices below	Specify size.
	• 39" diameter	Prices below	Specify size.
	Oval Tables		
	• 20"D x 36"W	Prices at right	Specify size.
	• 22"D x 44"W	Prices at right	Specify size.
	• 24"D x 54"W	Prices at right	Specify size.
	• 28¾"D x 60"W	Prices at right	Specify size.
	Racetrack Tables		
	• 20"D x 36"W	Prices at right	Specify size.
	• 22"D x 44"W	Prices at right	Specify size.
	• 24"D x 54"W	Prices at right	Specify size.
	• 28¾"D x 60"W	Prices at right	Specify size.

	Options	U.S Price	Required to Specify
Surface Materials	**Base**		
	• Paint price group 1	No cost	Specify paint color number.
	• Paint price group 2	+$39	Specify paint color number.
	• Paint price group 3	+$79	Specify paint color number.

Specification Information

• Style Number	• Dimensions D	W	• U.S. Base Price

Square/Rectangular Tables

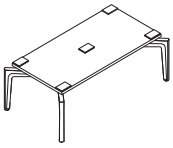

TSBLNBRSM	18⅞"	18⅞"	$666
	28¾"	28¾"	$691
	20"	36"	$691
	22"	44"	$733
	24"	54"	$750
	28¾"	60"	$764

Round Tables

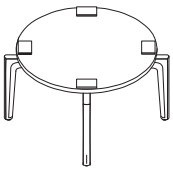

TSBLNBRDM	25"	N.A.	$666
	39"	N.A.	$722

▶**Specification Information, continued on next page**

▶**Specification Information, continued from previous page**

Specification Information

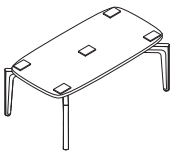

Oval Tables

Style Number	Dimensions D (Diameter for Round)	W	U.S. Base Price
TSBLNBOVM	20"	36"	$732
	22"	44"	$770
	24"	54"	$786
	28¾"	60"	$802

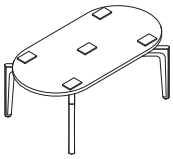

Racetrack Tables

TSBLNBRTM	20"	36"	$732
	22"	44"	$770
	24"	54"	$786
	28¾"	60"	$802

For Canadian Pricing
Multiply U.S. Price by the Canadian price factor.
▶See page 1 for details.

Asymmetrical Tables

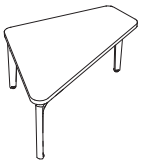

	Standard Includes	Required to Specify
▶Need help? Product details, page 332	• 3/4"-thick table top: Low-Pressure Laminate • 3 mm edge band: default color to match laminate • Base: paint price group 1 • Glides • Ships ready to assemble	1 Style number 2 Laminate color number for table top 3 Paint color number for base 4 Options, if selected (see below) ▶See *Surface Materials,* page 372.

For laminate group 2 and 3 pricing, *please refer to the electronic catalog or SmartTools.*

Tip: Wood veneer tables have matching flat veneer profile edges.

	Options	U.S. Price	Required to Specify
Surface Materials	**Table top**		
	• High-Pressure Laminate price group 1		
	– Small	+$ 74	Specify High-Pressure Laminate color number.
	– Medium	+$ 76	Specify High-Pressure Laminate color number.
	– Large	+$ 81	Specify High-Pressure Laminate color number.
	• High-Pressure Laminate price group 2	See information at left	Specify High-Pressure Laminate color number.
	• High-Pressure Laminate price group 3	See information at left	Specify High-Pressure Laminate color number.
	• Open Line laminate	+$ 77 plus cost of laminate	▶See *Surface Materials Reference Manual.*
	• Wood group 1		
	– Small	+$442	Specify wood color number.
	– Medium	+$455	Specify wood color number.
	– Large	+$483	Specify wood color number.
	• Wood group 2		
	– Small	+$563	Specify wood color number.
	– Medium	+$573	Specify wood color number.
	– Large	+$597	Specify wood color number.
	• Wood group 3		
	– Small	+$612	Specify wood color number.
	– Medium	+$619	Specify wood color number.
	– Large	+$652	Specify wood color number.
	• Customiz stain	No cost	Specify *with Customiz stain.* ▶See *Surface Materials Reference Manual.*
	• Full-fill finish on wood group 1		
	– Small	+$647	Specify full-fill finish number.
	– Medium	+$650	Specify full-fill finish number.
	– Large	+$698	Specify full-fill finish number.
	• Glass		
	– Small	+$863	Specify glass color number.
	– Medium	+$865	Specify glass color number.
	– Large	+$946	Specify glass color number.
	• Solid surface		
	– Small	+$882	Specify solid surface color number.
	– Medium	+$910	Specify solid surface color number.
	– Large	+$966	Specify solid surface color number.
	Base		
	• Paint price group 1	No cost	Specify paint color number.
	• Paint price group 2	+$ 39	Specify paint color number.
	• Paint price group 3	+$ 79	Specify paint color number.

For Canadian Pricing
Multiply U.S. Price by the Canadian price factor.
▶See page 1 for details.

Tip: Overall table height is 13" including the base and table top.

Specification Information	
Style Number	**U.S. Base Price**

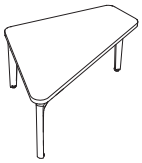

Small Asymmetrical Table

TSBLNT3LEGS	$719

Medium Asymmetrical Table

TSBLNT3LEGM	$742

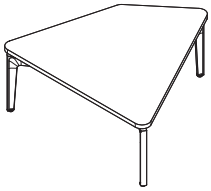

Large Asymmetrical Table

TSBLNT3LEGL	$788

For Canadian Pricing
Multiply U.S. Price by the Canadian price factor.
▶See page 1 for details.

Box Top Tables

	Standard Includes	Required to Specify
▶ Need help? Product details, page 336	• 3/4"-thick table top: Low-Pressure Laminate • 3 mm edge band: default color to match laminate • Base: paint price group 1 • Metal accent panel: paint price group 1 • Glides • Ships ready to assemble	1 Style number 2 Size (see below under Required Selections) 3 Laminate color number for table top 4 Paint color number for base 5 Paint color number for metal accent panel 6 Options, if selected (see below) ▶ See *Surface Materials,* page 372.

Tip: Overall table width is 18".

	Required Selections	U.S Price	Required to Specify
Size	• 25"D x 18"H	Prices at right	Specify size.
	• 25"D x 23"H	Prices at right	Specify size.
	• 30"D x 18"H	Prices at right	Specify size.
	• 30"D x 23"H	Prices at right	Specify size.

For laminate group 2 and 3 pricing, *please refer to the electronic catalog or SmartTools.*

Tip: Wood veneer tables have matching flat veneer profile edges.

	Options	U.S. Price	Required to Specify
Surface Materials	**Table top**		
	• High-Pressure Laminate price group 1		
	– 25"D x 18"H	+$ 83	Specify High-Pressure Laminate color number.
	– 25"D x 23"H	+$ 86	Specify High-Pressure Laminate color number.
	– 30"D x 18"H	+$ 86	Specify High-Pressure Laminate color number.
	– 30"D x 23"H	+$ 93	Specify High-Pressure Laminate color number.
	• High-Pressure Laminate price group 2	See information at left	Specify High-Pressure Laminate color number.
	• High-Pressure Laminate price group 3	See information at left	Specify High-Pressure Laminate color number.
	• Open Line laminate	+$ 77 plus cost of laminate	▶ See *Surface Materials Reference Manual.*
	• Wood group 1		
	– 25"D x 18"H	+$585	Specify wood color number.
	– 25"D x 23"H	+$627	Specify wood color number.
	– 30"D x 18"H	+$627	Specify wood color number.
	– 30"D x 23"H	+$651	Specify wood color number.
	• Wood group 2		
	– 25"D x 18"H	+$719	Specify wood color number.
	– 25"D x 23"H	+$772	Specify wood color number.
	– 30"D x 18"H	+$772	Specify wood color number.
	– 30"D x 23"H	+$800	Specify wood color number.
	• Wood group 3		
	– 25"D x 18"H	+$784	Specify wood color number.
	– 25"D x 23"H	+$840	Specify wood color number.
	– 30"D x 18"H	+$840	Specify wood color number.
	– 30"D x 23"H	+$873	Specify wood color number.
	• Customiz stain	No cost	Specify *with Customiz stain.* ▶ See *Surface Materials Reference Manual.*
	• Full-fill finish on wood group 1		
	– 25"D x 18"H	+$719	Specify full-fill finish number.
	– 25"D x 23"H	+$772	Specify full-fill finish number.
	– 30"D x 18"H	+$772	Specify full-fill finish number.
	– 30"D x 23"H	+$800	Specify full-fill finish number.
	Base		
	• Paint price group 1	No cost	Specify paint color number.
	• Paint price group 2	+$ 39	Specify paint color number.
	• Paint price group 3	+$ 79	Specify paint color number.

For Canadian Pricing
Multiply U.S. Price by the Canadian price factor.
▶ See page 1 for details.

▶ **Options, continued on next page**

▶**Options, continued from previous page**

	Options	U.S. Price	Required to Specify
Surface Materials, continued	**Metal accent panel**		
	• Paint price group 1	No cost	Specify paint color number.
	• Paint price group 2	+$39	Specify paint color number.
	• Paint price group 3	+$79	Specify paint color number.
Metal Accent Panel Design	• No design	No cost	Specify *with no design.*
	• With design	+$26	Specify *with design.*
Related Products	• Power		▶Page 370

Tip: The optional design is applied to the metal accent panel when specified.

Specification Information

Style Number	Dimensions D	Dimensions H	U.S. Base Price
TSBLNTBX	25"	18"	$812
	25"	23"	$845
	30"	18"	$845
	30"	23"	$898

18"H Box Top Table

23"H Box Top Table

For Canadian Pricing
Multiply U.S. Price by the Canadian price factor.
▶See page 1 for details.

Box Top Coffee Table

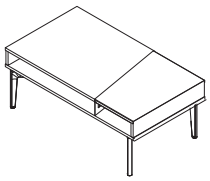

Standard Includes	Required to Specify
▶ Need help? Product details, page 336	1 Style number
• 3/4"-thick table top: Low-Pressure Laminate	2 Laminate color number for table top
• 3 mm edge band: default color to match laminate	3 Paint color number for base
• Base: paint price group 1	4 Paint color number for metal accent panel
• Metal accent panel: paint price group 1	5 Options, if selected (see below)
• Glides	▶ See *Surface Materials,* page 372.
• Ships ready to assemble	

For laminate group 2 and 3 pricing, *please refer to the electronic catalog or SmartTools.*

Tip: Wood veneer tables have matching flat veneer profile edges.

Tip: The optional design is applied to the metal accent panel when specified.

	Options	U.S. Price	Required to Specify
Surface Materials	**Table top**		
	• High-Pressure Laminate price group 1	+$ 102	Specify High-Pressure Laminate color number.
	• High-Pressure Laminate price group 2	See information at left	Specify High-Pressure Laminate color number.
	• High-Pressure Laminate price group 3	See information at left	Specify High-Pressure Laminate color number.
	• Open Line laminate	+$ 77 plus cost of laminate	▶ See *Surface Materials Reference Manual.*
	• Wood group 1	+$1117	Specify wood color number.
	• Wood group 2	+$1374	Specify wood color number.
	• Wood group 3	+$1499	Specify wood color number.
	• Customiz stain	No cost	Specify *with Customiz stain.* ▶ See *Surface Materials Reference Manual.*
	• Full-fill finish on wood group 1	+$1374	Specify full-fill finish number.
	Base		
	• Paint price group 1	No cost	Specify paint color number.
	• Paint price group 2	+$ 39	Specify paint color number.
	• Paint price group 3	+$ 79	Specify paint color number.
	Metal accent panel		
	• Paint price group 1	No cost	Specify paint color number.
	• Paint price group 2	+$ 39	Specify paint color number.
	• Paint price group 3	+$ 79	Specify paint color number.
Metal Accent Panel Design	• No design	No cost	Specify *with no design.*
	• With design	+$ 26	Specify *with design.*

Specification Information

Tip: Overall table height is 18" including the base and table top.

Dimensions D	W	H	Style Number	U.S. Base Price
25"	54"	18"	**TSBLNTBXC**	$992

For Canadian Pricing
Multiply U.S. Price by the Canadian price factor.
▶ See page 1 for details.

Box Top Tables with Bag Drop

	Standard Includes	Required to Specify
▶ Need help? Product details, page 336	• 3/4"-thick table top: Low-Pressure Laminate • 3 mm edge band: default color to match laminate • Base: paint price group 1 • Metal accent panel: paint price group 1 • Glides • Ships ready to assemble	1 Style number 2 Size (see below under Required Selections) 3 Laminate color number for table top 4 Paint color number for base 5 Paint color number for metal accent panel 6 Options, if selected (see below) ▶ See *Surface Materials,* page 372.

	Required Selections	U.S Price	Required to Specify
Size	• 25"D x 23"H	Prices at right	Specify size.
	• 30"D x 23"H	Prices at right	Specify size.

	Options	U.S. Price	Required to Specify
Surface Materials	**Table top**		
	• High-Pressure Laminate price group 1		
	– 25"D x 23"H	+$100	Specify High-Pressure Laminate color number.
	– 30"D x 23"H	+$102	Specify High-Pressure Laminate color number.
	• High-Pressure Laminate price group 2	See information at left	Specify High-Pressure Laminate color number.
	• High-Pressure Laminate price group 3	See information at left	Specify High-Pressure Laminate color number.
	• Open Line laminate	+$ 77 plus cost of laminate	▶ See *Surface Materials Reference Manual.*
	• Wood group 1		
	– 25"D x 23"H	+$596	Specify wood color number.
	– 30"D x 23"H	+$623	Specify wood color number.
	• Wood group 2		
	– 25"D x 23"H	+$733	Specify wood color number.
	– 30"D x 23"H	+$766	Specify wood color number.
	• Wood group 3		
	– 25"D x 23"H	+$799	Specify wood color number.
	– 30"D x 23"H	+$834	Specify wood color number.
	• Customiz stain	No cost	Specify *with Customiz stain.* ▶ See *Surface Materials Reference Manual.*
	• Full-fill finish on wood group 1		
	– 25"D x 23"H	+$733	Specify full-fill finish number.
	– 30"D x 23"H	+$766	Specify full-fill finish number.
	Base		
	• Paint price group 1	No cost	Specify paint color number.
	• Paint price group 2	+$ 39	Specify paint color number.
	• Paint price group 3	+$ 79	Specify paint color number.
	Metal accent panel		
	• Paint price group 1	No cost	Specify paint color number.
	• Paint price group 2	+$ 39	Specify paint color number.
	• Paint price group 3	+$ 79	Specify paint color number.
Metal Accent Panel Design	• No design	No cost	Specify *with no design.*
	• With design	+$ 26	Specify *with design.*
Related Products	• Power		▶ Page 370

For laminate group 2 and 3 pricing, *please refer to the electronic catalog or SmartTools.*

Tip: Wood veneer tables have matching flat veneer profile edges.

Tip: The optional design is applied to the metal accent panel when specified.

For Canadian Pricing
Multiply U.S. Price by the Canadian price factor.
▶ See page 1 for details.

Box Top Tables
with Bag Drop

Tip: Overall table width is 18".

Tip: Size of bag drop opening is the same for both 25"D and 30"D tables.

Specification Information

Style Number	Dimensions D	H	U.S. Base Price
TSBLNTBXB	25"	23"	$ 971
	30"	23"	$1010

For Canadian Pricing
Multiply U.S. Price by the Canadian price factor.
▶See page 1 for details.

Standing Storage

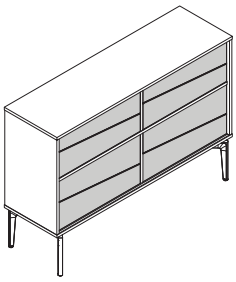

Tip: Full back Standing Storage shown.

	Standard Includes	Required to Specify
▶ Need help? Product details, page 338	• Case: Low-Pressure Laminate (LPL) • 3 mm edge band: default color to match laminate • Base: paint price group 1 • Metal accent panels: paint price group 1 • Glides • Ships ready to assemble	1 Style number 2 Panel position for metal accent panels (see below under Required Selections) 3 Leg type for base (see below under Required Selections) 4 Low-Pressure Laminate color number for case 5 Paint color number for base 6 Paint color number for metal accent panel 7 Options, if selected ▶ See *Surface Materials,* page 372.

Tip: Leg type will default to flush for Standing Storage.

	Required Selections	U.S Price	Required to Specify
Panel Position	• One sided	No cost	Specify *with one sided panel position.*
	• Yin yang	No cost	Specify *with yin yang panel position.*
Leg Type	• Inset	No cost	Specify *with inset leg type.*
	• Flush	No cost	Specify *with flush leg type.*

For laminate group 2 and 3 pricing, *please refer to the electronic catalog or SmartTools.*

Tip: Wood veneer cases have matching flat veneer profile edges.

	Options	U.S. Price	Required to Specify
Surface Materials	**Case**		
	• High-Pressure Laminate price group 1	+$ 233	Specify High-Pressure Laminate color number.
	• High-Pressure Laminate price group 2	See information at left	Specify High-Pressure Laminate color number.
	• High-Pressure Laminate price group 3	See information at left	Specify High-Pressure Laminate color number.
	• Open Line laminate	+$ 77 plus cost of laminate	▶ See *Surface Materials Reference Manual.*
	• Wood group 1	+$1391	Specify wood color number.
	• Wood group 2	+$1710	Specify wood color number.
	• Wood group 3	+$1863	Specify wood color number.
	• Customiz stain	No cost	Specify *with Customiz stain.* ▶ See *Surface Materials Reference Manual.*
	• Full-fill finish on wood group 1	+$1710	Specify full-fill finish number.
	Base		
	• Paint price group 1	No cost	Specify paint color number.
	• Paint price group 2	+$ 39	Specify paint color number.
	• Paint price group 3	+$ 79	Specify paint color number.
	Metal accent panel		
	• Paint price group 1	No cost	Specify paint color number.
	• Paint price group 2	+$ 39	Specify paint color number.
	• Paint price group 3	+$ 79	Specify paint color number.
Metal Accent Panel Design	• No design	No cost	Specify *with no design.*
	• With design	+$ 26	Specify *with design.*
Sliding Doors	• No doors	No cost	Specify *with no doors.*
	• Doors without design	+$ 622	Specify *with doors without design.*
	• Doors with design	+$ 648	Specify *with doors and design.*
	Paint on sliding doors, if selected		
	• Paint price group 1	No cost	Specify paint color number.
	• Paint price group 2	+$ 39	Specify paint color number.
	• Paint price group 3	+$ 79	Specify paint color number.

Tip: The optional design is applied to the metal accent panel when specified.

Tip: Sliding doors are only available on the full back storage.

Tip: If full back storage with YinYang panel position and accent panel with design are both selected, doors are not available.

For Canadian Pricing
Multiply U.S. Price by the Canadian price factor.
▶ See page 1 for details.

Specification Information

Dimensions D	W	H	Style Number	U.S. Base Price

Half Back

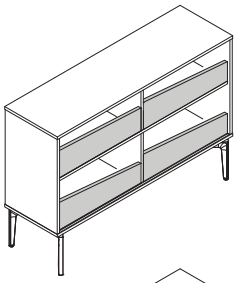

18"	60"	42"	**TSBLNSTS2**	$2119

Sideways

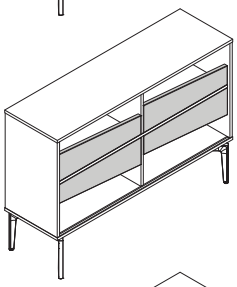

18"	60"	42"	**TSBLNSTS3**	$2119

Chevron

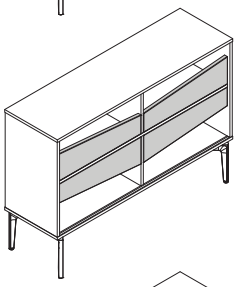

18"	60"	42"	**TSBLNSTS4**	$2119

Bowtie

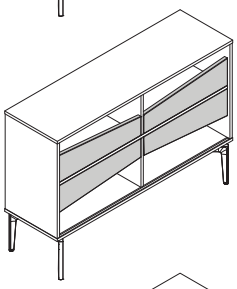

18"	60"	42"	**TSBLNSTS5**	$2119

Full Back

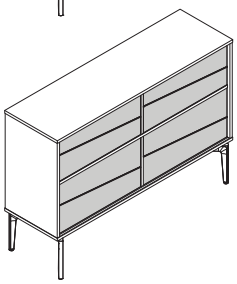

18"	60"	42"	**TSBLNSTS1**	$2223

For Canadian Pricing
Multiply U.S. Price by the Canadian price factor.
▶ See page 1 for details.

Credenza

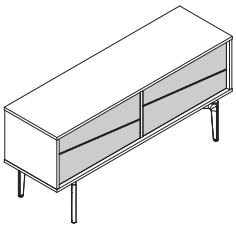

Tip: Full back Credenza shown.

	Standard Includes	Required to Specify
▶Need help? Product details, page 338	• Case: Low-Pressure Laminate (LPL) • 3 mm edge band: default color to match laminate • Base: paint price group 1 • Metal accent panels: paint price group 1 • Glides • Ships ready to assemble	1 Style number 2 Panel position for metal accent panels (see below under Required Selections) 3 Leg type for base (see below under Required Selections) 4 Low-Pressure Laminate color number for case 5 Paint color number for base 6 Paint color number for metal accent panel 7 Options, if selected ▶See *Surface Materials,* page 372.

Tip: Leg type will default to inset for Credenza.

	Required Selections	U.S Price	Required to Specify
Panel Position	• One sided	No cost	Specify *with one sided panel position.*
	• Yin yang	No cost	Specify *with Yin yang panel position.*
Leg Type	• Inset	No cost	Specify *with inset leg type.*
	• Flush	No cost	Specify *with flush leg type.*

For laminate group 2 and 3 pricing, *please refer to the electronic catalog or SmartTools.*

Tip: Wood veneer cases have matching flat veneer profile edges.

	Options	U.S. Price	Required to Specify
Surface Materials	**Case**		
	• High-Pressure Laminate price group 1	+$ 158	Specify High-Pressure Laminate color number.
	• High-Pressure Laminate price group 2	See information at left	Specify High-Pressure Laminate color number.
	• High-Pressure Laminate price group 3	See information at left	Specify High-Pressure Laminate color number.
	• Open Line laminate	+$ 77 plus cost of laminate	▶See *Surface Materials Reference Manual.*
	• Wood group 1	+$ 938	Specify wood color number.
	• Wood group 2	+$1154	Specify wood color number.
	• Wood group 3	+$1257	Specify wood color number.
	• Customiz stain	No cost	Specify *with Customiz stain.* ▶See *Surface Materials Reference Manual.*
	• Full-fill finish on wood group 1	+$1154	Specify full-fill finish number.
	Base		
	• Paint price group 1	No cost	Specify paint color number.
	• Paint price group 2	+$ 39	Specify paint color number.
	• Paint price group 3	+$ 79	Specify paint color number.
	Metal accent panel		
	• Paint price group 1	No cost	Specify paint color number.
	• Paint price group 2	+$ 39	Specify paint color number.
	• Paint price group 3	+$ 79	Specify paint color number.
Metal Accent Panel Design	• No design	No cost	Specify *with no design.*
	• With design	+$ 26	Specify *with design.*
Sliding Doors	• No doors	No cost	Specify *with no doors.*
	• Doors without design	+$ 311	Specify *with doors without design.*
	• Doors with design	+$ 337	Specify *with doors and design.*
	Paint on sliding doors, if selected		
	• Paint price group 1	No cost	Specify paint color number.
	• Paint price group 2	+$ 39	Specify paint color number.
	• Paint price group 3	+$ 79	Specify paint color number.

Tip: The optional design is applied to the metal accent panel when specified.

Tip: Sliding doors are only available on the full back storage.

Tip: If full back storage with YinYang panel position and accent panel with design are both selected, doors are not available.

For Canadian Pricing
Multiply U.S. Price by the Canadian price factor.
▶See page 1 for details.

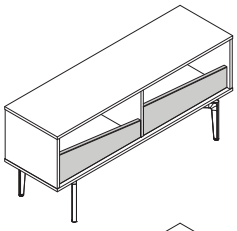

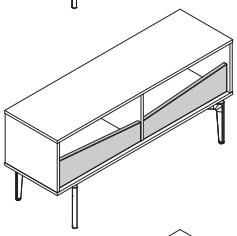

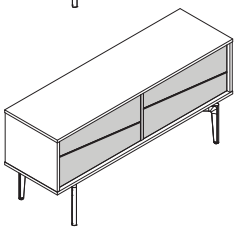

Tip: Leg type will default to inset for Credenza.

Specification Information

Dimensions D	W	H	Style Number	U.S. Base Price

Half Back

18"	60"	28½"	**TSBLNSTC2**	$1449

Meet Me In The Middle

18"	60"	28½"	**TSBLNSTC3**	$1449

Full Back

18"	60"	28½"	**TSBLNSTC1**	$1449

For Canadian Pricing
Multiply U.S. Price by the Canadian price factor.
▶See page 1 for details.

One Seat Bench

Tip: All benches have a diagonal seam, regardless if they are solid or multicolor.

Tip: Multicolor seats have contrasting color within the same fabric family. (For example, 5H16 specified on front and 5H19 specified on back; both are Billiard Multi-Use by Designtex.)

	Standard Includes	Required to Specify
▶Need help? Product details, page 340	• Upholstered seat: fabric price group 1 • Base: paint price group 1 • Side table, if selected: Low-Pressure Laminate	1 Style number 2 Color scheme (see below under Required Selections) 3 Fabric color number for seat 4 Paint color number for base 5 Low-Pressure Laminate color number for side table, if selected 6 Options, if selected (see below) ▶See *Surface Materials,* page 372.

	Required Selections	U.S Price	Required to Specify
Color Scheme	• Solid seat	No cost	Specify solid seat color scheme.
	• Multicolor seat	+$ 54	Specify multicolor seat color scheme.

	Options	U.S. Price	Required to Specify
Surface Materials	**Solid seat**		
	• Fabric price group 1	No cost	Specify fabric color number.
	• Fabric price group 2	+$ 12	Specify fabric color number.
	• Fabric price group 3	+$ 29	Specify fabric color number.
	• Fabric price group 4	+$ 38	Specify fabric color number.
	• Fabric price group 5	+$ 51	Specify fabric color number.
	• Fabric price group 6	+$ 74	Specify fabric color number.
	• Fabric price group 7	+$101	Specify fabric color number.
	• Fabric price group 8	+$129	Specify fabric color number.
	• Fabric price group 9	+$156	Specify fabric color number.
	• Fabric price group 10	+$182	Specify fabric color number.
	• Steelcase leather	+$204	Specify leather color number.
	• Elmosoft leather	+$214	Specify Elmosoft leather color number.
	• Customer's Own Material (COM)	+$ 41	▶See *Understanding Customer's Own Material (COM)*, page 373.
	• Customer's Own Leather (COL)	+$ 41	▶See *Understanding Customer's Own Material (COL)*, page 373.
	Multicolor seat		
	• Fabric price group 1	No cost	Specify fabric color number.
	• Fabric price group 2	+$ 24	Specify fabric color number.
	• Fabric price group 3	+$ 58	Specify fabric color number.
	• Fabric price group 4	+$ 76	Specify fabric color number.
	• Fabric price group 5	+$102	Specify fabric color number.
	• Fabric price group 6	+$148	Specify fabric color number.
	• Fabric price group 7	+$202	Specify fabric color number.
	• Fabric price group 8	+$258	Specify fabric color number.
	• Fabric price group 9	+$312	Specify fabric color number.
	• Fabric price group 10	+$364	Specify fabric color number.
	• Steelcase leather	+$408	Specify leather color number.
	• Elmosoft leather	+$428	Specify Elmosoft leather color number.
	• Customer's Own Material (COM)	+$ 41	▶See *Understanding Customer's Own Material (COM)*, page 373.
	• Customer's Own Leather (COL)	+$ 41	▶See *Understanding Customer's Own Material (COL)*, page 373.
	Base		
	• Paint price group 1	No cost	Specify paint color number.
	• Paint price group 2	+$ 39	Specify paint color number.
	• Paint price group 3	+$ 79	Specify paint color number.
	Laminate side table		
	• Low-Pressure Laminate	No cost	Specify Low-Pressure Laminate color number.
	• High-Pressure Laminate price group 1	+$ 84	Specify High-Pressure Laminate color number.
	• High-Pressure Laminate price group 2	See information at left	Specify High-Pressure Laminate color number.
	• High-Pressure Laminate price group 3	See information at left	Specify High-Pressure Laminate color number.
	• Open Line laminate	+$ 77 plus cost of laminate	▶See *Surface Materials Reference Manual.*

For laminate group 2 and 3 pricing, *please refer to the electronic catalog or SmartTools.*

▶**Options, continued on next page**

Tip: Thread color defaults to align with the lightest color on the seat unless contrasting thread is selected.

Tip: Contrasting thread option is only available on solid seats.

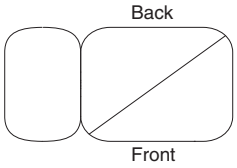

Tip: Side table is always installed on the right side of the bench.

▶**Options, continued from previous page**

	Options	U.S. Price	Required to Specify
Surface Materials, continued	**Wood veneer side table**		
	• Wood group 1	+$509	Specify wood color number.
	• Wood group 2	+$553	Specify wood color number.
	• Wood group 3	+$589	Specify wood color number.
	• Customiz stain	No cost	Specify *with Customiz stain.* ▶See *Surface Materials Reference Manual*
	• Full-fill finish on wood group 1	+$647	Specify full-finish color number.
Thread Color Scheme	• Non-contrasting	No cost	Specify with non-contrasting.
	• Contrasting	+$ 27	Specify *with contrasting* and select thread color number.
Side Table	• No table	No cost	Specify without table.
	• With table	+$132	Specify with table.

Specification Information

• Style Number	• Dimension D	W	H	• U.S. Base Price
Solid Seat				
TSBLNS1	18"	24"	17¼"	$755

For Canadian Pricing
Multiply U.S. Price by the Canadian price factor.
▶See page 1 for details.

Two Seat Bench

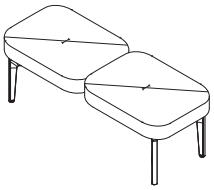

Tip: All benches have a diagonal seam, regardless if they are solid or multi-color.



Tip: Contrasting solid seats can have contrasting color from two different fabric families. (For example, 5H16 specified on left from Billiard Multi-Use by Designtex and 5F16 specified on right from Buzz2.)

Tip: Multicolor seats have contrasting color within the same fabric family. (For example, 5H16 specified on front and 5H19 specified on back; both are Billiard Multi-Use by Designtex.)

Tip: Customer's Own Material (COM) and Customer's Own Leather (COL) will only be charged once per style and not per seat. If seats are contrasting, you will get charged for either (COM) or (COL), but not both.

For Canadian Pricing
Multiply U.S. Price by the Canadian price factor.
▶ See page 1 for details.

	Standard Includes	Required to Specify
▶ Need help? Product details, page 340	• Two upholstered seats: fabric price group 1 • Base: paint price group 1	1 Style number 2 Color scheme (see below under Required Selections) 3 Fabric color number for seats 4 Paint color number for base 5 Options, if selected (see below) ▶ See *Surface Materials,* page 372.

	Required Selections	U.S Price	Required to Specify
Color Scheme	• Solid, non-contrasting seats	No cost	Specify solid non-contrasting seat color scheme.
	• Solid, contrasting seats	+$ 27	Specify solid contrasting seat color scheme.
	• One solid seat, one multicolor seat	+$ 54	Specify one solid, one multicolor seat color scheme.
	• Multicolor, non-contrasting seats	+$108	Specify multicolor non-contrasting seat color scheme.
	• Multicolor, contrasting seats	+$108	Specify multicolor contrasting seat color scheme.

	Options	U.S. Price	Required to Specify
Surface Materials	**Solid seat**		
	• Fabric price group 1	No cost	Specify fabric color number.
	• Fabric price group 2	+$ 12 per seat	Specify fabric color number.
	• Fabric price group 3	+$ 29 per seat	Specify fabric color number.
	• Fabric price group 4	+$ 38 per seat	Specify fabric color number.
	• Fabric price group 5	+$ 51 per seat	Specify fabric color number.
	• Fabric price group 6	+$ 74 per seat	Specify fabric color number.
	• Fabric price group 7	+$101 per seat	Specify fabric color number.
	• Fabric price group 8	+$129 per seat	Specify fabric color number.
	• Fabric price group 9	+$156 per seat	Specify fabric color number.
	• Fabric price group 10	+$182 per seat	Specify fabric color number.
	• Steelcase leather	+$204 per seat	Specify leather color number.
	• Elmosoft leather	+$214 per seat	Specify Elmosoft leather color number.
	• Customer's Own Material (COM)	+$ 41	▶ See *Understanding Customer's Own Material (COM)*, page 373.
	• Customer's Own Leather (COL)	+$ 41	▶ See *Understanding Customer's Own Material (COL)*, page 373
	Multicolor seat		
	• Fabric price group 1	No cost	Specify fabric color number.
	• Fabric price group 2	+$ 24 per seat	Specify fabric color number.
	• Fabric price group 3	+$ 58 per seat	Specify fabric color number.
	• Fabric price group 4	+$ 76 per seat	Specify fabric color number.
	• Fabric price group 5	+$102 per seat	Specify fabric color number.
	• Fabric price group 6	+$148 per seat	Specify fabric color number.
	• Fabric price group 7	+$202 per seat	Specify fabric color number.
	• Fabric price group 8	+$258 per seat	Specify fabric color number.
	• Fabric price group 9	+$312 per seat	Specify fabric color number.
	• Fabric price group 10	+$364 per seat	Specify fabric color number.
	• Steelcase leather	+$408 per seat	Specify leather color number.
	• Elmosoft leather	+$428 per seat	Specify Elmosoft leather color number.
	• Customer's Own Material (COM)	+$ 41	▶ See *Understanding Customer's Own Material (COM)*, page 373.
	• Customer's Own Leather (COL)	+$ 41	▶ See *Understanding Customer's Own Material (COL)*, page 373.
	Base		
	• Paint price group 1	No cost	Specify paint color number.
	• Paint price group 2	+$ 39	Specify paint color number.
	• Paint price group 3	+$ 79	Specify paint color number.

▶ **Options, continued on next page**

Tip: Contrasting thread option is only available on solid non-contrasting.

Tip: Thread color defaults to align with the lightest color on the seat unless contrasting thread is selected.

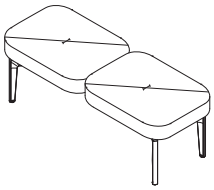

▶**Options, continued from previous page**

	Options	U.S. Price	Required to Specify
Thread Color Scheme	• Non-contrasting • Contrasting	No cost +$27 per seat	Specify *with non-contrasting.* Specify *with contrasting* and select thread color number.

Specification Information

Style Number	Dimension D	W	H	U.S. Base Price
TSBLNS2	18"	48"	17¼"	$1285

For Canadian Pricing
Multiply U.S. Price by the Canadian price factor.
▶See page 1 for details.

Power

Round

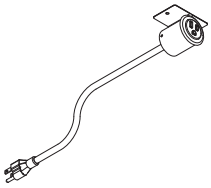

Tip: Box Top Tables and Box Top Tables with Bag Drop have pre-drilled pilot holes in the front and back undersides of the table to accommodate power.

	Standard Includes	Required to Specify
▶ Need help? Product details, page 342	• One simplex spill proof receptacle: plastic • Bracket: 7360 Merle • 72" long 15-amp power cord with wall plug • Cable management twist tie • Shipped ready to install	1 Style number 2 Plastic color number for power 3 Options, if selected (see below) ▶ See *Surface Materials,* page 372.

	Options	U.S. Price	Required to Specify
Power/USB Schematic	• 1 Power • 2 USB	No cost +$80	Specify *with 1 power.* Specify *with 2 USB.*
Related Products	• Box Top Tables • Box Top Tables with Bag Drop		▶ Page 356 ▶ Page 358

Specification Information	
Style Number	**U.S. Base Price**
TSBLNPRND	$106

Module

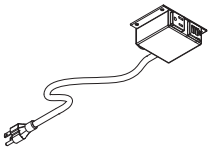

Tip: Box Top Tables and Box Top Tables with Bag Drop have pre-drilled pilot holes to accommodate power.

	Standard Includes	Required to Specify
▶ Need help? Product details, page 342	• Two simplex receptacles: 6000 Black • Bracket: 7360 Merle • 72" long 15-amp power cord with wall plug • Cable management twist tie • Shipped ready to install	1 Style number 2 Options, if selected (see below)

	Options	U.S. Price	Required to Specify
Power/USB Schematic	**Module** • 2 Power • 1 Power, 2 USB	 No cost +$80	 Specify *with 2 power.* Specify *with 1 power, 2 USB.*
Related Products	• Box Top Tables • Box Top Tables with Bag Drop		▶ Page 356 ▶ Page 358

Specification Information	
Style Number	**U.S. Base Price**
TSBLNPMOD	$116

For Canadian Pricing
Multiply U.S. Price by the Canadian price factor.
▶ See page 1 for details.

Surface Materials

▶For Surface Materials matrices for all product lines, see page 575.

Laminate

Applies to:
- Occasional Tables
- Box Top Tables
- Bench Seating (optional side table)

Steelcase Surfaces

Low-Pressure Laminate

Price Group 1

Fiber Laminate
2L50 Vanadium Fiber
2L52 Tungsten Fiber

Solid Laminate
247L Black
24L0 Graphite Walnut
2L30 Arctic White
2L83 Seagull
2L84 Milk
2L85 Dune
2LMG Merle

Woodgrain Laminate
25L1 Winter on Maple
25L5 Virginia Walnut
25L6 Blackwood E
25L8 Clear Walnut
262L Marbled Maple E
264L Chocolate Walnut E
267L Marbled Cherry E
26L1 Natural Cherry
2L09 Clear Maple
2LAK Clear Oak
2LAN Ash Noce
2LAT Acacia
2LAW Ash Wenge
2LBN Bisque Noce
2LBW Bisque Wenge
2LCN Clay Noce
2LCW Clay Wenge
2LSN Storm Noce
2LSW Storm Wenge
2LWA Grey Kingswood
2LWB Planked Walnut
2LWD Resolute Walnut
2LWF Smoked Walnut
2LWG Natural Recon
2TL2 Fawn Cypress

Tip: Established finishes are available for delivery in 15 business days.

E = Established

Steelcase Surfaces

High-Pressure Laminate

Price Group 1

Fiber Laminate
2850 Vanadium Fiber
2852 Tungsten Fiber
2854 Vellum Fiber E
2860 Granite Fiber
2862 Stucco Fiber E

Micro Laminate
2920 Marl Micro
2921 Gypsum Micro
2922 Clay Micro

Patina Laminate
2870 Blonde Bronze Patina
2873 Instant Iron Patina

Solid Laminate
2722 Cream E
2730 Arctic White
2746 Black
2811 Mist E
2883 Seagull
2884 Milk
2885 Dune
2HAA Persian Salt
2HAB Rose
2HAC Indigo
2HAD Green Citrine
2HAE Dark Olivine
2HAF Cloudy
2HMG Merle

Speckle Laminate
2820 Coffee Speckle E
2823 Driftwood Speckle
2824 Smoke Speckle
2825 Vanadium Speckle

Woodgrain Laminate
2406 Clear Cherry E
2409 Clear Maple
2410 Graphite Walnut
2412 Natural Cherry
2422 Medium Cherry
2511 Winter on Maple
2535 Virginia Walnut
2536 Blackwood E
2538 Clear Walnut
2592 Blonde on Maple E
2612 Marble Maple E
2614 Chocolate Walnut E
2615 Marble Cherry E
2714 Natural Walnut on Walnut E
2HAK Clear Oak
2HAN Ash Noce
2HAT Acacia
2HAW Ash Wenge
2HBN Bisque Noce
2HBW Bisque Wenge
2HCN Clay Noce
2HCW Clear Wenge
2HSN Storm Noce
2HSW Storm Wenge
2HWA Grey Kingswood
2HWB Planked Walnut
2HWD Resolute Walnut
2HWE Natural Recon
2HWF Smoked Walnut

Price Group 2

Textured Laminate
2TH2 Fawn Cypress
2TH4 Saddle Oak
2TH5 Veranda Teak
2TH7 Walnut Heights
2UH1 Reclaimed Aggregate
2UH2 Reclaimed Gravel
2UH4 Cement*
2UH6 Sheetrock

**2UH4 Cement has limited availability, determined by product sizing and/or options.*

Price Group 3

Solid Laminate
24H1 Satin White
24H2 Satin Black
24H3 Satin Stone
24H4 Satin Mocha

Custom Surfaces

Open Line Laminate (OLL)

This service allows you to order non-standard laminate at an additional processing fee of $77 U.S. per unit, plus the cost of the laminate.

High-Pressure Laminate pricing does not include premium or digitally printed patterns from any suppliers. Laminate cost may also vary for basic or standard laminates from other suppliers. Please contact the OLL consultant at 616.475.2426 for pricing. The cost of the laminate will be added to your invoice as a separate line on the acknowledgement.

When processing orders for Open Line laminate on turnstone products, specify 2900 in the laminate finish field and enter the OLL manufacturer information. Enter the required edge finish as you would a standard laminate.

Edge color for the Open Line laminate on turnstone products must be determined by the dealer and customer before orders can be entered. Specify appropriate 2K finish number.

Laminate Approval and Material Requirements
To confirm whether a particular laminate has already been tested for use on a specific Steelcase product or to determine material square foot requirements:
- Visit *www.steelcase.com*

For additional information, refer to the *Steelcase Surface Materials Reference Manual*.

Upholstery

Applies to:
- Bench Seating

Steelcase Surfaces

Not every upholstery is available on every chair. Please refer to the upholstery matrix on page 607 before specifying.

Price Group 1

Buzz2
Era
Jacks E
New Black: Bruce
New Black: Henry
Link
Playground E

Price Group 2

Chainmail
Cogent: Connect
Cogent: Trails
Foundation
New Black: Harley
New Black: Jack
New Black: James
Nitelights
Stand In

Price Group 3

Billiard Multi-Use by Designtex
Gaja – Cradle to Cradle Certified™ Silver
Imperma
Redeem
Retrieve
Texel

Price Group 5

Bo Peep
Remix
Silk

Price Group 6

Brisa

Price Group 7

Steelcut Trio

Leather Price Group

Steelcase Leather
L107 Black E
L207 Mahogany E
L220 Soapstone E
L221 Rocky E

Elmosoft Leather Price Group

Elmosoft Leather

L110 Maritime Blue
L111 Midnight Blue
L112 Ebony
L113 Gunmetal
L114 Mica
L115 Dove Grey
L116 Plum Pleasure
L122 Truffle
L128 Red Birch
L133 Espresso
L134 Ruby
L135 Scarlet
L138 Bourbon
L139 Cinder
L140 Garnet
L143 Pecan
L144 Chamois
L146 Russet
L147 Saddle
L151 White
L709 Sugar
L711 Parchment
L717 Cameo
L723 Storm
L730 Hunter
L743 Forest Green
L747 Cigar
L749 Beaver
L750 Bluffstone
L752 Oxblood
L755 Peanut Butter
L758 Mustard
L762 Canvas
L763 Macadamia
L768 Tropical
L769 Mauve
L770 Cadet
L772 Timberwolf
L773 Chalice
L774 Oil
L775 Coyote

Select Surfaces

For information on products within Select Surfaces, including accent paints and fabrics from Designtex, Gabriel, Kvadrat, and Pollack, please refer to the *Surface Materials Reference Manual* or visit *www.steelcase.com/surface-materials* under the Select Surface section.

Tip: Established finishes are available for delivery in 15 business days.

Ⓔ = Established

Custom Surfaces

Price Group COM (Customer's Own Material)

Fabric Approval and Yardage

To confirm whether a particular COM material has already been tested for use on a specific Steelcase product or to determine actual yardage requirements:

- Visit *www.steelcase.com*

For additional information regarding Customer's Own Material, call 1.888.STEELCASE.

Applies to:

- Bench Seating

Steelcase Graded-In Program: Upholstery

Steelcase Graded-In Program Partners:

Architex
Arc-Com
CF Stinson
Designtex
Mayer
Momentum
Ultrafabrics

A collection of textiles are available as part of a Graded-In Program. The collection from the leading suppliers in the market consists of high-performance textiles. Note that not all fabrics can be applied to all seating products. Refer to the Steelcase COM database for the most current application information.

To order these fabrics, enter the finish code which corresponds with the fabric price group.

Price Group	Finish Code
2	59DB
3	59DC
4	59DD
5	59DE
6	59DF
7	59DG
8	59DH
9	59DJ
10	59DK

Then enter the fabric information in the Special Fabric Information pop up window.

Fabric application direction must be specified: For additional information, refer to the *Surface Materials Reference Manual.*

For a comprehensive list of patterns and price grades in Steelcase Health offering, visit *steelcasehealth.com/resources/grade-in*

Thread

Steelcase Surfaces

Applies to:

- Bench Seating

UB01 Charcoal
UB02 Ash
UB03 Powder Blue
UB04 Evergreen
UB05 Bright Red

Plastic

Steelcase Surfaces

6000 Black
6001 Coffee
6009 Arctic White
6034 Natural Cherry
6036 Medium Cherry
6037 Winter on Maple
6038 Blonde on Maple Ⓔ
6041 Natural Walnut Ⓔ
6052 Milk
6053 Seagull
6169 Stone
6170 Mocha
61AA Persian Salt
61AB Rose
61AC Indigo
61AD Green Citrine
61AE Dark Olivine
61AF Cloudy
6213 Acacia
6219 Clear Oak
6231 Graphite Walnut
6234 Clear Cherry Ⓔ
6237 Clear Maple
6242 Virginia Walnut
6243 Blackwood Ⓔ
6245 Clear Walnut
6249 Platinum Solid
6271 Plywood
6527 Merle
6615 Grey V5
6619 Ice Ⓔ
6631 Cream
6635 Dawn Ⓔ
6636 Mist
6654 Sand
6655 Warm White
6676 Marbled White Ⓔ
6677 Chocolate Walnut Ⓔ
6678 Marbled Cherry Ⓔ
6694 Slate
6695 Midnight
6697 Fog
6698 Fieldstone
66WA Grey Kingswood
66WB Planked Walnut
66WD Resolute Walnut
66WE Natural Recon
66WF Smoked Walnut
6703 Ash Wenge
6704 Storm Wenge
6705 Bisque Wenge
6706 Clay Wenge
6707 Ash Noce
6708 Bisque Noce
6709 Clay Noce
6710 Storm Noce
6T02 Fawn Cypress
6T04 Saddle Oak
6T05 Veranda Teak
6T07 Walnut Heights
6T08 Aggregate
6T09 Gravel
6T10 Cement
6T12 Sheetrock

Applies to:

- Round Power

5U23 Blue Jay
6249 Platinum Solid
6337 Element
6338 Chili
6527 Merle

Tip: Module power is available in black only.

Glass

Steelcase Surfaces

Applies to:

- Occasional Tables
- Asymmetrical Tables

6500 Clear
6530 Frosted
ACB Black
ACC Sea Salt/Crystal Spring
ACG Goldenrod
ACM Midnight
ACP Poppy
ACS Sage

Solid Surfaces

Applies to:
- Occasional Tables
- Asymmetrical Tables

Graded-In Program: Solid Surface

A collection of solid surfaces are available as part of a Graded-In Program. The collection is from the solid surface offering. Samples can be ordered through *corian.com*

To order these solid surfaces, enter the finish code which corresponds with the solid surface price group.

Price Group	Finish Code
A	29DA
B	29DB
C	29DC
D	29DD

Then enter the solid surface information in the Special Solid Surface Information pop up window. If prompted, enter the finish code CORIAN0001 based on the solid surface supplier.

Solid Surface Offering

Price Group A

Cameo White
Vanilla

Price Group B

Abalone
Aurora
Canyon
Modern White
Platinum
Sahara
Sandstone
Savannah
Silt

Price Group C

Arctic Ice
Cocoa Brown
Concrete
Deep Night Sky
Deep Nocturne
Designer White
Doeskin
Dove
Glacier Ice
Matterhorn
Raffia
Rice Paper
Seafoam
Serene Sage
Silver Birch
Silverite
Venaro White
Whisper
White Jasmine
Willow

Price Group D

Arrowroot
Clam Shell
Ecru
Juniper
Lava Rock
Natural Gray
Rain Cloud
Rosemary
Sagebrush
Sand Storm
Sandalwood
Sorrel
Thyme
Witch Hazel

Standard Steelcase Solid Surface finishes:

Price Group A

2801 Glacier White
2973 Linen
2975 Bisque
2978 Cameo White
2979 Silver Grey

Price Group B

2972 Antarctica

Price Group C

2974 Canvas

Tip: Established finishes are available for delivery in 15 business days.

Ⓔ = Established

Wood

Applies to:
- Occasional Tables
- Box Top Tables
- Bench Seating (optional side table)

Steelcase Surfaces

Veneer

Veneers are matched for proper balance and consistency. Veneers are available flat cut or quarter cut, except for Oak, which is rift cut. Refer to the *Surface Materials Reference Manual* for descriptions of each cut.

Open-pore finish is a medium gloss finish that leaves the wood grain texture visible to the eye and distinguishable to the touch.

Wood Group 1

Flat-Cut Open-Pore

3062 FC/OP Graphite Walnut
3402 FC/OP Clear Cherry (Aged)
3412 FC/OP Natural Cherry Ⓔ
3422 FC/OP Medium Cherry
3442 FC/OP MS-Medium Cherry
3522 FC/OP Clear Maple*
3592 FC/OP Blonde on Maple Ⓔ
3702 FC/OP Clear Walnut
3712 FC/OP Natural Walnut
3752 FC/OP Medium Walnut Ⓔ
3762 FC/OP Dark Walnut
3772 FC/OP Medium Mahogany on Walnut

Quarter-Cut Open-Pore

3042 QC/OP Ash
3222 QC/OP Clear Maple
3292 QC/OP Blonde on Maple Ⓔ
3302 QC/OP Clear Walnut
3312 QC/OP Natural Walnut
3352 QC/OP Medium Walnut Ⓔ
3362 QC/OP Dark Walnut
3372 QC/OP Medium Mahogany on Walnut
3382 QC/OP Graphite Walnut

Quarter-Cut Open-Pore, Natural Veneer

32A2 QC/OP Blanch Maple
33A2 QC/OP Thunder Walnut
3392 QC/OP Black Walnut

Rift-Cut Open-Pore

3602 RC/OP Desert Oak

Rift-Cut Open-Pore, Natural Veneer

36A2 RC/OP Volcanic Oak

Open Pore, Planked Veneer

3P41 OP Planked Cherry
3P51 OP Planked Maple
3P61 OP Planked Oak
3P71 OP Planked Walnut
3VFX OP Unmarked Oak

* Available on Occasional Tables, Asymmetrical Tables, and Bench side table only.

Wood Group 2

Flat-Cut Open-Pore, Natural Veneer
3342 FC/OP Black Walnut
35A2 FC/OP Blanch Maple
37A2 FC/OP Thunder Walnut

Wood Group 3

Flat-Cut Open-Pore, Natural Veneer
3082 FC/OP Washed Walnut

Full-Fill

Full-Fill finish is a medium-gloss finish that completely fills the grain texture, yet allows the grain pattern to be seen. The wood has a lustrous, satiny look, and it is smooth to the touch. This finish is available on the wood worksurface or top only.
Tip: For ease of specification, full-fill finish codes can be selected on other veneer components being used in settings with full-fill veneer worksurfaces. The other components will not have the final fill coat applied, but the finish color will be consistent with the full-fill worksurfaces.

Wood Group 2

Flat-Cut Full-Fill
3064 FC/FF Graphite Walnut
3404 FC/FF Clear Cherry (Aged)
3414 FC/FF Natural Cherry E
3424 FC/FF Medium Cherry
3524 FC/FF Clear Maple*
3544 FC/FF Blonde on Maple E
3704 FC/FF Clear Walnut
3714 FC/FF Natural Walnut
3754 FC/FF Medium Walnut E
3764 FC/FF Dark Walnut
3774 FC/FF Medium Mahogany on Walnut

Flat-Cut Full-Fill, Natural Veneer
3734 FC/FF Black Walnut

Quarter-Cut Full-Fill
3224 QC/FF Clear Maple*
3294 QC/FF Blonde on Maple E
3304 QC/FF Clear Walnut
3314 QC/FF Natural Walnut
3354 QC/FF Medium Walnut E
3364 QC/FF Dark Walnut
3374 QC/FF Medium Mahogany on Walnut
3384 QC/FF Graphite Walnut

Flat-Cut Full-Fill, Natural Veneer
3734 FC/FF Black Walnut

Rift-Cut Full-Fill
3604 RC/FF Desert Oak

Wood Group 3

Flat-Cut Full-Fill, Natural Veneer
3084 FC/FF Washed Walnut

Tip: Established finishes are available for delivery in 15 business days.

E = Established

Premium Veneers

A selection of Premium veneers in this collection are available on most Steelcase brand products. The collection will be available as close to standard leadtimes as possible. However, because adequate supplies of veneer and solids must be secured, all orders will be scheduled individually. Leadtimes will vary based on Premium veneer and Premium solids availability at the time the order is placed. The collection is Graded-In as Wood Group 3, and supported like standard veneers to make ordering easy. Please see the Steelcase surface materials section on *village.steelcase.com* for sample information and product line availability. All premium veneers are in clear-coat.

Wood Group 3

Quarter-Cut Open-Pore
3832 QC/OP Figured Anegre

Tip: Full-fill finish is not available on premium veneers as a standard.

Select Surfaces

For information on products within Select Surfaces, including accent paints and fabrics from Designtex, Gabriel, Kvadrat, and Pollack, please refer to the *Surface Materials Reference Manual* or visit steelcase.com/surface-materials under the Select Surfaces section.

Composite Veneer

Composite veneers are an engineered wood intended to create specific grain patterns and characteristics. They are pre-stained and fi nished with Steelcase's Clarity water-borne UV topcoat, which protects the environment while providing durability and clarity. Only open-pore fi nishes are available on composite wood. Composite veneer and matching edge bands are available on most Steelcase brand products. Composites, for us as a solid nosing substitute, are not available. Steelcase does not recommend mixing composite veneers with natural solid nosings because composite and natural wood grain and color matching are rarely compatible. Composite veneers are Graded-In as Wood Group 1 pricing.

Wood Group 1

Flat-Cut Open-Pore
3JDX FC/OP Oak Composite
3JJX FC/OP Walnut Composite

Quarter-Cut Open-Pore
3F8X QC/OP European Walnut Composite
3GGX QC/OP Zebrano Composite
3HGX QC/OP Oak Composite
3HVX QC/OP Walnut Composite
3ZNX QC/OP Night Cerused Oak Composite

Custom Surfaces

Customiz stain is a service that allows you to create your own stain colors and finishes on standard veneer. Customiz stain color is available on all product lines that offer wood veneer.

A $500 stain-matching fee applies on CUSTOMIZ requests (Exception: The $500 fee does not apply on matches to Coalesse standard finishes or for a low-gloss finish request on a standard color). The $500 fee covers the cost of formulating the Customiz color finish and applies regardless of whether or not an order for product is placed.

In addition, an approval form must be signed to indicate customer acceptance of Customiz match. A $1,500 initiation fee will be charged prior to first order entry. This initiation fee activates the finish for unlimited use on any Steelcase product for an 18 month time period. After the 18 month time period has lapsed, the Customiz finish may be reactivated for another 18 months for a $1,000 fee at any point within five years after the $1,500 initiation fee was paid. If the finish is not reactivated within five years after the $1,500 initiation fee was paid, the finish will be culled and the customer will need to pay the $1,500 initiation fee again. All style number related Customiz charges products are no cost as of April 2014. The matching and initiation fees are not discountable.

Customiz stain takes 10 days to formulate. Consult the *Surface Materials Reference Manual* for more information. Custom veneers are also available and must be quoted by Steelcase specials group. Customiz stain on custom veneers takes 2 to 4 weeks to formulate.

Requirements and information on ordering a Customiz stain color are found in the *Surface Materials Reference Manual.*

Tip: Due to natural variations in wood, finished products may vary in color, texture, and grain.

Paint

Steelcase Surfaces

Applies to:
- Storage Bases
- Storage Sliding Doors
- Table Bases
- Metal Accent Panel

Price Group 1

Smooth Paint
4242 Milk

Textured Paint
7207 Black
7225 Sand
7236 Fog
7237 Slate
7238 Fieldstone
7239 Midnight
7241 Arctic White
7243 Seagull
7250 Sterling Dark Solid
7278 Dark Bronze
7360 Merle

Price Group 2

Standard Paint
0835 Black
4140 Arctic White Gloss
4144 Black Gloss

Metallic Paint
4728 Nickel Metallic
4743 Mineral Metallic
4744 Pearl Metallic
4750 Champagne Metallic
4752 Steel Metallic
4788 Gold Dust Metallic
4798 Sterling Metallic
4799 Platinum Metallic
4803 Near Black Metallic

Textured Metallic
7245 Carbon Metallic
7246 Midnight Metallic

Price Group 3

Accent Paint
1ATB Cloud
1ATG Rose Quartz
1ATH Olivine
1ATJ Sea Salt
1ATK Citrine
4AQ8 Wasabi
4AQ9 Scarlet
4AV3 Blue Jay
4AV4 Baltic
4AX0 Flash
4AX1 Citron
4AY2 Chili
4AZ5 Marlin
4BQ7 Fuchsia
4CZ1 Aubergine
4CZ2 Peacock
4CZ3 Jungle
4CZ4 Merlot
4CZ5 Honey
4CZ6 Lagoon
4CZ7 Saffron
4CZ8 Light Peacock
4EE9 Electric Indigo

Applies to:
- Storage Bases
- Table Bases

Lux Coatings
4B20 Obsidian
4B22 Matte Brass
4B23 Burnished Bronze
4B24 Night Bronze
4B25 Matte Copper
4B26 Smoked Mica
4B27 Blue Steel
4B28 Silver Lilac
4B29 Cast Iron
4B30 Bright Gold

Custom Surfaces

Perfect Match

PerfectMatch is a service that allows you to create your own paint color. Refer to the *Surface Materials Reference Manual* for more information about this program.

Applies to:
- Storage Bases
- Storage Sliding Doors
- Table Bases
- Metal Accent Panel

Price Group 3

4990 PerfectMatch Paint

Seating

Statement of Line 378

Task Chairs
- Jack 383

Multipurpose Seating
- Buoy 391
- Shortcut 395
- Scoop 417
- Simple 423

Lounge Seating
- Jenny Lounge 433
- Lincoln Lounge 467
- Alight Lounge 471

Surface Materials 477

Statement of Line

Seating

Jack

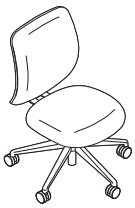

Armless Task Chair
Understanding
▶Page 384
Specifying
▶Pages 388-390

Task Chair
Understanding
▶Page 384
Specifying
▶Pages 388-390

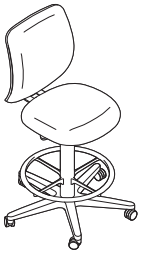

Armless Stool
Understanding
▶Page 384
Specifying
▶Pages 388-390

Stool
Understanding
▶Page 384
Specifying
▶Pages 388-390

Buoy

Multi-Purpose Seating
Understanding
▶Page 392
Specifying
▶Page 394

Shortcut

Multi-Purpose Chair
Understanding
▶Page 396
Specifying
▶Page 408

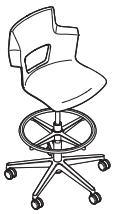

Multi-Purpose Stool
Understanding
▶Page 396
Specifying
▶Page 409

Multi-Purpose Chair with Personal Worksurface
Understanding
▶Page 398
Specifying
▶Page 410

X Base Chair
Understanding
▶Page 400
Specifying
▶Page 411

X Base Stool
Understanding
▶Page 400
Specifying
▶Page 412

Shortcut, continued

Wood Chair
Understanding
▶Page 400
Specifying
▶Page 413

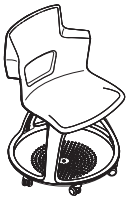

Chair with Tripod Base
Understanding
▶Page 402
Specifying
▶Page 414



Chair with Tripod Base and Personal Worksurface
Understanding
▶Page 402
Specifying
▶Page 414

Scoop

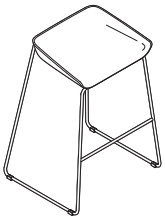

Stool
Understanding
▶Page 418
Specifying
▶Page 420

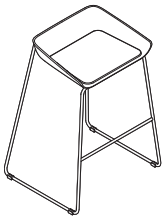

Stool with Upholstered Seat
Understanding
▶Page 418
Specifying
▶Page 420

Side Chair
Understanding
▶Page 418
Specifying
▶Page 421

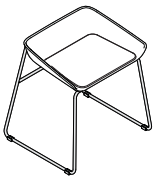

Side Chair with Upholstered Seat
Understanding
▶Page 418
Specifying
▶Page 421

Simple

Chair
Understanding
▶Page 424
Specifying
▶Page 426

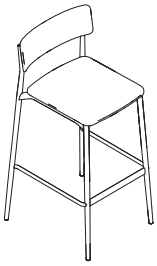

Stool
Understanding
▶Page 424
Specifying
▶Page 427

Lounge
Understanding
▶Page 424
Specifying
▶Page 428

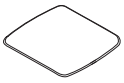

Seat Cushion
Understanding
▶Page 425
Specifying
▶Page 429

Back Cushion
Understanding
▶Page 425
Specifying
▶Page 430

Simple, continued

Relaxed Slipcover
Understanding
▶Page 425
Specifying
▶Page 431

Tailored Slipcover
Understanding
▶Page 425
Specifying
▶Page 432

Jenny Lounge

Tip: Jenny Armless lounge chairs shown comprise full statement of line.



Armless Lounge Chair
Understanding
▶Page 434
Specifying
▶Page 440



Armless Lounge Chair with Casters
Understanding
▶Page 434
Specifying
▶Page 440



Armless Lounge Chair with Tablet Arm
Understanding
▶Page 434
Specifying
▶Page 440

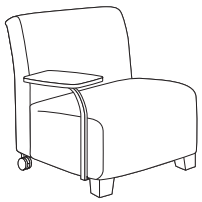

Armless Lounge Chair with Casters and Tablet Arm
Understanding
▶Page 434
Specifying
▶Page 440



***Lounge Chair with Arms**
Understanding
▶Page 434
Specifying
▶Page 444



***Lounge Chair with Arm Right**
Understanding
▶Page 434
Specifying
▶Page 448



***Lounge Chair with Arm Left**
Understanding
▶Page 434
Specifying
▶Page 448

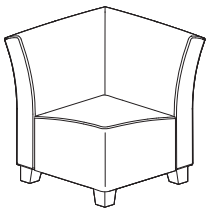

***Corner Lounge Chair**
Understanding
▶Page 434
Specifying
▶Page 452



***Club Lounge Chair**
Understanding
▶Page 434
Specifying
▶Page 454

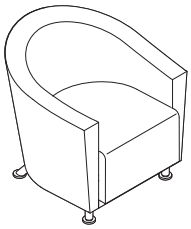

Round Lounge Chair
Understanding
▶Page 434
Specifying
▶Page 456

*See specifying pages for availability of casters and tablet arm.

Jenny Lounge, continued

Tip: Jenny Armless lounge chairs shown comprise full statement of line.

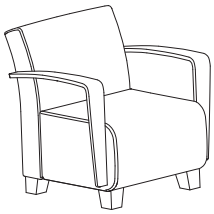

Lounge Chair with Wood Arms
Understanding
▶Page 434
Specifying
▶Page 458



Lounge Chair with Wood Arm Right
Understanding
▶Page 434
Specifying
▶Page 458



Lounge Chair with Wood Arm Left
Understanding
▶Page 434
Specifying
▶Page 458

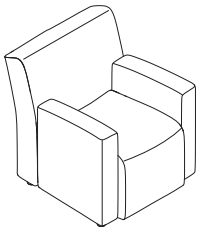

Club Low Lounge Chair
Understanding
▶Page 434
Specifying
▶Page 462

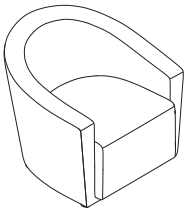

Round Low Lounge Chair
Understanding
▶Page 434
Specifying
▶Page 464

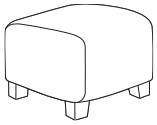

Ottoman
Understanding
▶Page 434
Specifying
▶Page 460

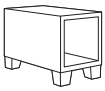

End Table
Understanding
▶Page 434
Specifying
▶Page 466

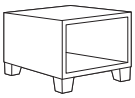

Coffee Table
Understanding
▶Page 434
Specifying
▶Page 466

Lincoln Lounge

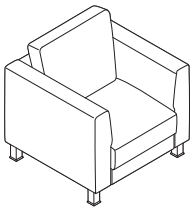

Lincoln Lounge
Understanding
▶Page 468
Specifying
▶Page 470

Alight Lounge

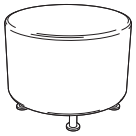

Round Ottoman
Understanding
▶Page 472
Specifying
▶Page 475

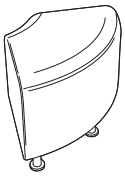

Corner Ottoman
Understanding
▶Page 472
Specifying
▶Page 475

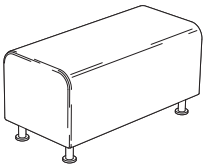

Bench Ottoman
Understanding
▶Page 472
Specifying
▶Page 475

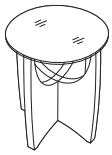

End Table
Understanding
▶Page 472
Specifying
▶Page 476

Coffee Table
Understanding
▶Page 472
Specifying
▶Page 476

Understanding and Specifying Jack

Task Chair

Product Details

Jack 384
Dimensions 386

Specifying

Jack 388

Steelcase
April 2021

Jack

Jack is a complete family of comfortable, budget-friendly chairs that are as nice to look at as they are to sit in. Jack can take on whatever your workday brings.

▶ Specifying, page 388

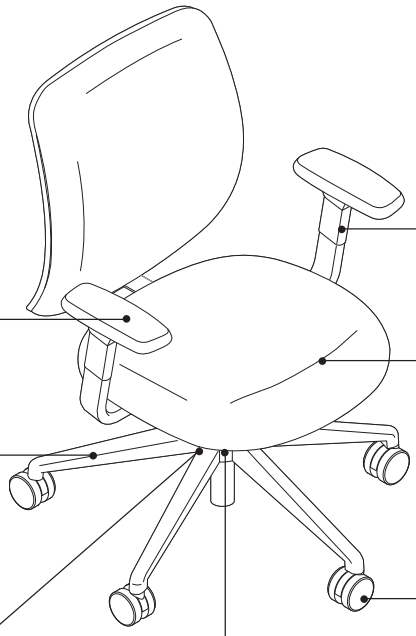

Arms, when specified, have a textured plastic arm cap.

Five-arm base is black plastic.

Tilt tension adjustment allows you to control the amount of resistance needed for reclining.

Variable back lock allows user to lock the backrest in multiple positions.

Arm height can adjust independently within a 3¾" range to help relieve upper back and shoulder fatigue.

Seat depth adjusts within a 1½" range to accommodate users of varying leg lengths.

Seat height adjusts within a 5" range with a pneumatic adjustment mechanism.

Casters have hard, dual-wheels that roll smoothly on carpets. They are 2½" for increased mobility. Soft, dual-wheel casters are available as an option for use on hard floors or chair mats.

Adjustment Features

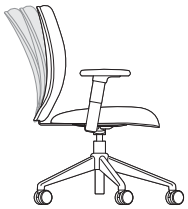

Variable back lock adjusts by pulling lever forward and leaning back to desired angle. Push lever back to lock into position. To release for tilt, push lever forward and lean back.

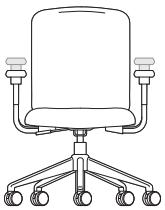

Arm height adjusts by pushing trigger up and holding, pull arm up or push down and release trigger to lock.

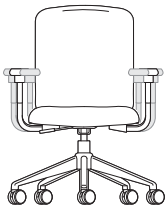

Maintenance arm width adjusts by loosening screws under arm bracket, adjusting arm in or out, and tightening screws.

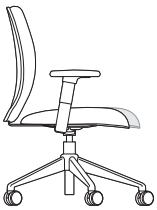

Seat depth adjusts by lifting lever up and holding, shift seat forward or back, and release lever to lock.

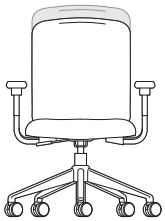

Back height adjusts by grabbing chair back with both hands and slowly pulling up to desired height. To lower back, pull up to highest position, and back will drop to lowest position. Reset mechanism by pushing down firmly, then adjust upward.

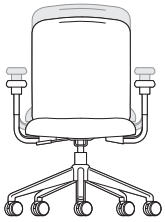

Pneumatic seat height adjusts by lifting body weight up and pulling lever. To lower chair, remain seated and pull lever up.

Tilt tension adjusts by turning counterclockwise to decrease. Turn clockwise to increase.

Surface Materials

▶ See surface materials on page 477 for specific availability or refer to the *Surface Materials Reference Manual* for further information.

Upholstery
- Fabric
- Fabric with soil-retardant treatment (option)

Hard components
Chair (frame, outer back, T-arms, and five arm base)
- 6205 Black

Casters
- 6205 Black

All Steelcase seating with standard upholstery fabrics complies with requirements of the State of California Technical Bulletin 117. All standard seating is labeled to be in compliance with California 117.

Programs & Services

Local codes may have special requirements for upholstery.

Dimensions

▶ Page 386

Dimensions

Jack

Features	Overall Depth	Width	Height	Functional Seat Depth	Adjustable Seat Depth	Seat Width	Seat Height from Floor	Back Width	Back Height from Seat	Seat Pan Angle
Jack										
With swivel-only mechanism										
	27¾"	27¾"	34⅞"–39⅝"	17¼"	N.A.	18½"	15¾"–20½"	17½"	21"	2½°
With swivel-tilt mechanism										
	27¾"	27¾"	34⅞"–39⅝"	17¼"	N.A.	18½"	15¾"–20½"	17½"	21"	–2°
With synchro-tilt mechanism										
	27¾"	27¾"	34⅞"–43¾"	17⅛"	N.A.	18½"	15¼"–20"	17½"	19 11/16"–21 11/16"	–2°
With synchro-tilt mechanism and seat depth adjustment										
	27¾"	27¾"	35⅛"–43⅛"	N.A.	16"–17¾"	18½"	17¼"–22"	17½"	19 11/16"–21 11/16"	1°
Stools										
	27¾"	27¾"	46⅞"–51⅝"	17¼"	N.A.	18½"	21¾"–31½"	17½"	21"	2½°

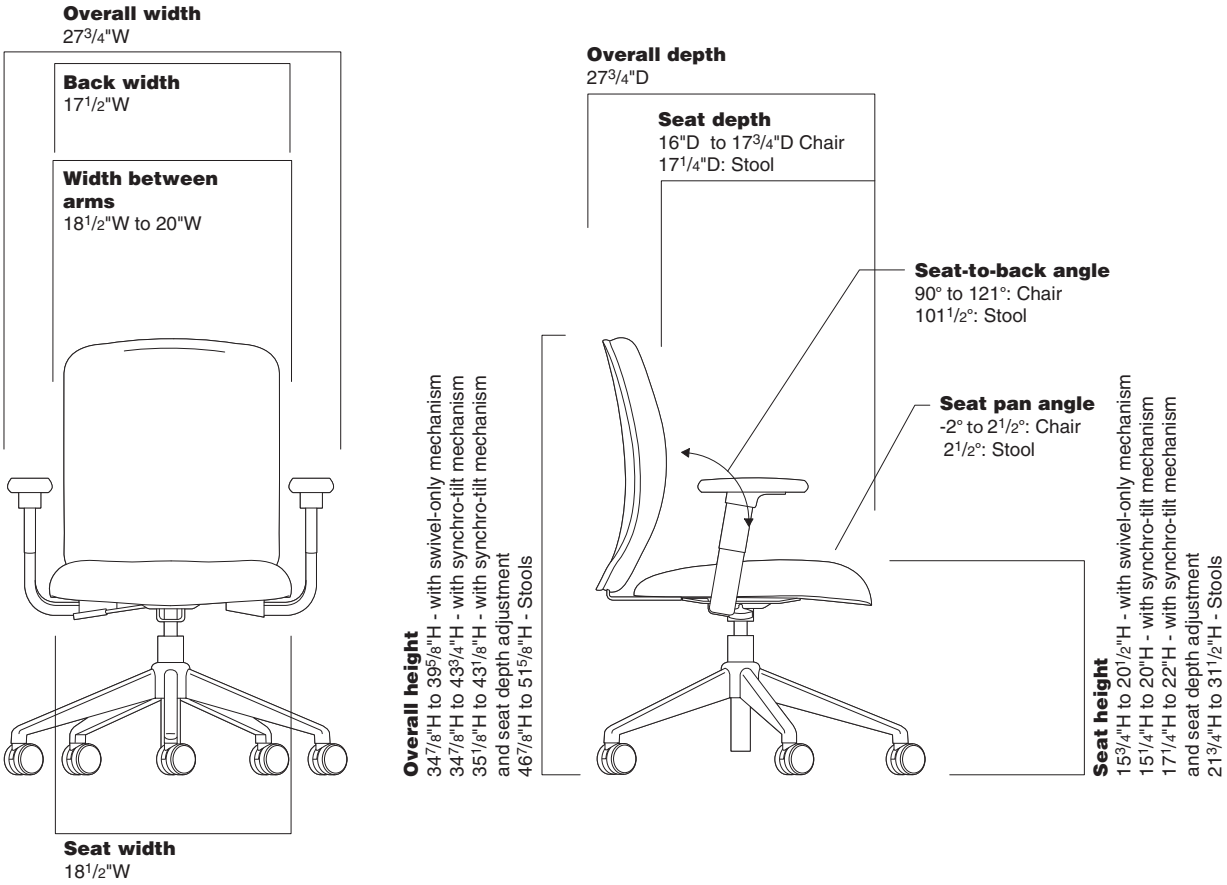

Angle Between Seat and Back	Width Between Arms	Arm Cap Width	Arm Cap Length	Arm Height from Seat (Fixed Arms)	Arm Height from Seat (Adjustable Arms)	Foot Ring Diameter	Foot Ring Height
With swivel-only mechanism							
101½°	18½"–20"	3½"	6½"	9"	7"–11"	N.A.	N.A.
With swivel-tilt mechanism							
101½°	18½"–20"	3½"	6½"	9"	7"–11"	N.A.	N.A.
With synchro-tilt mechanism							
90°–121°	18½"–20"	3½"	6½"	9"	7"–11"	N.A.	N.A.
With synchro-tilt mechanism and seat depth adjustment							
94°–111°	18½"–20"	3½"	6½"	9"	7"–11"	N.A.	N.A.
Stools							
101½°	18½"–20"	3½"	6½"	9"	7"–11"	20"	7¾"–13¼"

Jack Task Chairs

With Swivel-Only Mechanism

Tip: Hard dual-wheel casters are for use on carpet. Use on hard surfaces, including floor mats, will affect chair stability and may result in personal injury.

	Standard Includes	Required to Specify
▶ Need help? Product details, page 384	• Swivel-only mechanism • Pneumatic seat height • Stool: includes taller pneumatic height and black foot ring, if selected • Arms: height-adjustable T-arms or fixed T-arms, if arms are specified: black plastic • Upholstered seat and inner back: fabric price group 1 • Outer back: black plastic • Five arm base: reinforced black plastic • Hard dual-wheel casters: black • Shipped ready to assemble • Meets Cal. 117 requirements	1 Style number 2 Fabric color number for upholstery 3 Options, if selected (see below) ▶ See *Surface Materials,* page 477.

	Options	U.S. Price	Required to Specify
Surface Materials	**Upholstery**		
	• Fabric price group 1	No cost	Specify fabric color number.
	• Fabric price group 2	+$ 29	Specify fabric color number.
	• Fabric price group 3	+$ 53	Specify fabric color number.
	• Fabric price group 4	+$ 75	Specify fabric color number.
	• Fabric price group 5	+$ 95	Specify fabric color number.
	• Fabric price group 6	+$116	Specify fabric color number.
	• Fabric price group 7	+$135	Specify fabric color number.
	• Fabric price group 8	+$169	Specify fabric color number.
	• Fabric price group 9	+$208	Specify fabric color number.
	• Fabric price group 10	+$235	Specify fabric color number.
	• Customer's Own Material (COM)	+$ 41	▶ See *Understanding Customer's Own Material (COM),* page 610.
Casters	• Soft dual-wheel casters for use on hard floors	+$ 36	Specify *with soft casters.*
Glides	• Non-marring plastic glides	+$ 36	Specify *with glides.*

Tip: The á la carte square-back guest chair, TS30107, complements the Jack task chairs.
▶ Detailed dimensions, page 386

Specification Information

Style Number	U.S. Base Price
Full-Back Task Chair	
Armless	
TS30301	$387
With Fixed-Height and Maintenance-Width T-arms	
TS30311	$482
With Height-Adjustable and Maintenance-Width T-arms	
TS30321	$537
Full-Back Task Stool	
Armless	
TS30302	$536
With Fixed-Height and Maintenance-Width T-arms	
TS30312	$638
With Height-Adjustable and Maintenance-Width T-arms	
TS30322	$685

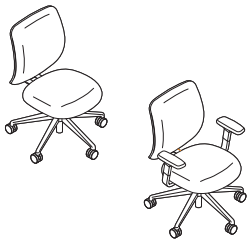

Jack Task Chairs

With Swivel-Tilt Mechanism

Tip: Hard dual-wheel casters are for use on carpet. Use on hard surfaces, including floor mats, will affect chair stability and may result in personal injury.

	Standard Includes	Required to Specify
▶ Need help? Product details, page 384	• Swivel-tilt mechanism • Pneumatic seat height • Upright back lock • Arms: height-adjustable T-arms or fixed T-arms, if arms are specified: black plastic • Upholstered seat and inner back: fabric price group 1 • Outer back: black plastic • Five arm base: reinforced black plastic • Hard dual-wheel casters: black • Shipped ready to assemble • Meets Cal. 117 requirements	1 Style number 2 Fabric color number for upholstery 3 Options, if selected (see below) ▶ See *Surface Materials,* page 477.

	Options	U.S. Price	Required to Specify
Surface Materials	**Upholstery**		
	• Fabric price group 1	No cost	Specify fabric color number.
	• Fabric price group 2	+$ 29	Specify fabric color number.
	• Fabric price group 3	+$ 53	Specify fabric color number.
	• Fabric price group 4	+$ 75	Specify fabric color number.
	• Fabric price group 5	+$ 95	Specify fabric color number.
	• Fabric price group 6	+$116	Specify fabric color number.
	• Fabric price group 7	+$135	Specify fabric color number.
	• Fabric price group 8	+$169	Specify fabric color number.
	• Fabric price group 9	+$208	Specify fabric color number.
	• Fabric price group 10	+$235	Specify fabric color number.
	• Customer's Own Material (COM)	+$ 41	▶ See *Understanding Customer's Own Material (COM),* page 610.
Casters	• Soft dual-wheel casters for use on hard floors	+$ 36	Specify *with soft casters.*
Glides	• Non-marring plastic glides	+$ 36	Specify *with glides.*

Tip: The à la carte square-back guest chair, TS30107, complements the Jack task chairs.
▶ Detailed dimensions, page 386

Specification Information

Style Number	U.S. Base Price

Full-Back Task Chair with Swivel-Tilt

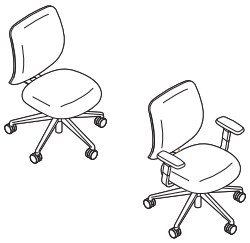

Armless	
TS30305	$427
With Fixed-Height and Maintenance-Width T-arms	
TS30315	$529
With Height-Adjustable and Maintenance-Width T-arms	
TS30325	$578

For Canadian Pricing
Multiply U.S. Price by the Canadian price factor.
▶ See page 1 for details.

Jack Task Chairs

With Synchro-Tilt Mechanism

Tip: Hard dual-wheel casters are for use on carpet. Use on hard surfaces, including floor mats, will affect chair stability and may result in personal injury.

▶ Need help? Product details, page 384

Standard Includes	Required to Specify
• Synchro-tilt mechanism • Pneumatic seat height • Tilt tension • Variable back lock • Adjustable back height • Arms: height-adjustable T-arms or fixed T-arms, if arms are specified: black plastic • Upholstered seat and inner back: fabric price group 1 • Outer back: black plastic • Five arm base: reinforced black plastic • Hard dual-wheel casters: black • Shipped ready to assemble • Meets Cal. 117 requirements	1 Style number 2 Fabric color number for upholstery 3 Options, if selected (see below) ▶ See *Surface Materials,* page 477.

	Options	U.S. Price	Required to Specify
Surface Materials	**Upholstery**		
	• Fabric price group 1	No cost	Specify fabric color number.
	• Fabric price group 2	+$ 29	Specify fabric color number.
	• Fabric price group 3	+$ 53	Specify fabric color number.
	• Fabric price group 4	+$ 75	Specify fabric color number.
	• Fabric price group 5	+$ 95	Specify fabric color number.
	• Fabric price group 6	+$116	Specify fabric color number.
	• Fabric price group 7	+$135	Specify fabric color number.
	• Fabric price group 8	+$169	Specify fabric color number.
	• Fabric price group 9	+$208	Specify fabric color number.
	• Fabric price group 10	+$235	Specify fabric color number.
	• Customer's Own Material (COM)	+$ 41	▶ See *Understanding Customer's Own Material (COM),* page 330.
Casters	• Soft dual-wheel casters for use on hard floors	+$ 36	Specify *with soft casters.*
Glides	• Non-marring plastic glides	+$ 36	Specify *with glides.*

Tip: The á la carte square-back guest chair, TS30107, complements the Jack task chairs.

▶ Detailed dimensions, page 386

Specification Information

Style Number	U.S. Base Price

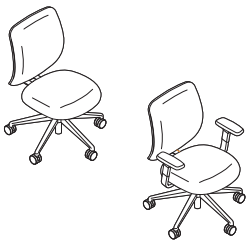

Full-Back Task Chair with Synchro-tilt

Armless	
TS30303	$551
With Fixed-Height and Maintenance-Width T-arms	
TS30313	$648
With Height-Adjustable and Maintenance-Width T-arms	
TS30323	$695



Full-Back Task Chair with Synchro-tilt and Seat Depth

Armless	
TS30304	$663
With Fixed-Height and Maintenance-Width T-arms	
TS30314	$756
With Height-Adjustable and Maintenance-Width T-arms	
TS30324	$818

Understanding and Specifying Buoy

Multipurpose Seating

Product Details

Buoy 392
Dimensions 393

Specifying

Buoy 394

Steelcase
April 2021

Buoy

Buoy is collaborative seating for teams that helps people move freely, change postures, and stay energized and comfortable.
▶ Specifying, page 394

Buoy cap is upholstered.

Buoy is 18" in diameter.

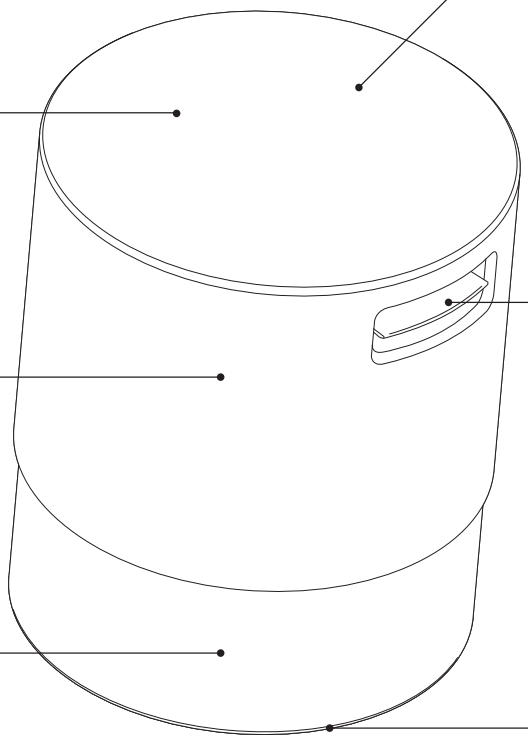

Seat height adjusts with a 5½" range from 17¼"H to 22¾"H with a pneumatic adjustment mechanism.

Buoy body comes in 16 different colors, is lightweight at 20 lb and ships in a carton fully assembled.

Base is 6527 Merle.

Sits at a 5° tilt.

Product Details

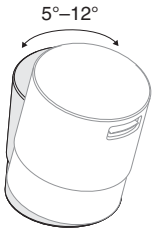

Tilts up to 12° to encourage active sitting.

Adjustment Features

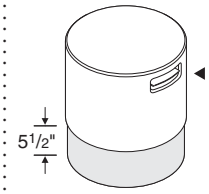

Seat height adjusts pneumatically. To lower, hold handle up while seated. To raise, hold handle up and keep weight off. Range of adjustability is 5½".

Surface Materials

▶ See surface materials on page 477 for specific availability or refer to the *Surface Materials Reference Manual* for further information.

Dimensions

▶ Page 393

Dimensions

Buoy

Features	Overall Depth	Width	Height
Buoy			
Multipurpose Seating			
Buoy	18"	18"	17¼"–22¾"

Buoy

Tip: Not recommended for use on hard floors. May cause scratches.

Standard Includes	Required to Specify
▶ Need help? Product details, page 392	1 Style number
• Body: plastic price group 1	2 Fabric color number for cap
• Base: 6527 Merle	3 Plastic color number for body
• Cap: fabric price group 1	4 Options, if selected (see below)
• Pneumatic height adjustment	▶ See *Surface Materials,* page 477.
• Ships fully assembled	

	Options	U.S. Price	Required to Specify
Surface Materials	**Cap**		
	• Fabric price group 1	No cost	Specify fabric color number.
	• Fabric price group 2	+$ 31	Specify fabric color number.
	• Fabric price group 3	+$ 43	Specify fabric color number.
	• Fabric price group 4	+$ 61	Specify fabric color number.
	• Fabric price group 5	+$ 72	Specify fabric color number.
	• Fabric price group 6	+$ 82	Specify fabric color number.
	• Fabric price group 7	+$ 94	Specify fabric color number.
	• Fabric price group 8	+$102	Specify fabric color number.
	• Fabric price group 9	+$111	Specify fabric color number.
	• Fabric price group 10	+$122	Specify fabric color number.
	• COM	+$ 40	Specify fabric color number.
	• Non-upholstered cap: 6527 Merle only	+$ 31	Specify *with non-upholstered cap.*
	• Fire Code Seating (FCS)	+$ 53	Specify *with fire code seating.*
	Body		
	• Plastic price group 1	No cost	Specify color number.
	• Plastic price group 2	+$ 40	Specify color number.

Specification Information

Dimensions D	W	H	Style Number	U.S. Base Price
18"	18"	17¼"–22¾"	**TSBUOY**	$396

For Canadian Pricing
Multiply U.S. Price by the Canadian price factor.
▶ See page 1 for details.

Understanding and Specifying Shortcut

Multipurpose Seating

Product Details

Shortcut Five-Arm Base **396**
Shortcut Five-Arm Base with Personal Worksurface **398**
Shortcut X Base and Shortcut Wood **400**
Shortcut with Tripod Base **402**
Planning with Shortcut **404**
Dimensions **406**

Specifying

Shortcut Five-Arm Base **408**
Shortcut Five-Arm Base with Personal Worksurface **410**
Shortcut X Base **411**
Shortcut Wood **413**
Shortcut with Tripod Base **414**

Shortcut Five-Arm Base

Shortcut is a collaborative seating collection that encourages people to move freely, change postures, and stay energized, yet comfortable in many settings.
▶Specifying, pages 408 – 409

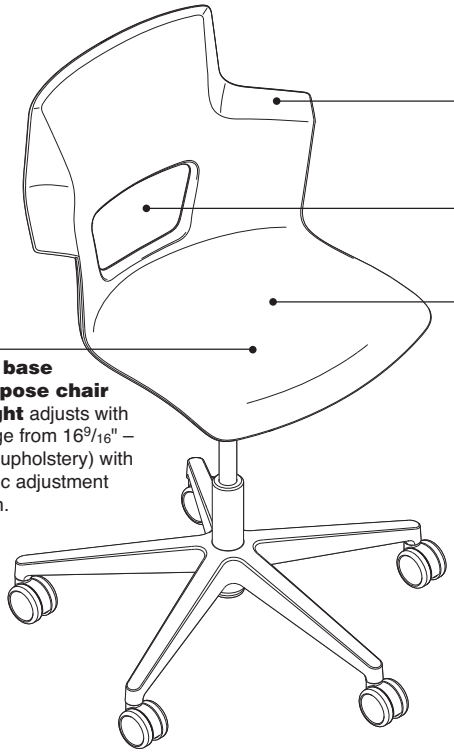

Abbreviated arms allow users to pull up to a worksurface with ease.

Cut-out provides more flexibility.

The Shortcut shell is made of polypropylene plastic.

Five-arm base multi-purpose chair seat height adjusts with a $4^5/_8$" range from $16^9/_{16}$" – $21^3/_{16}$" (no upholstery) with a pneumatic adjustment mechanism.

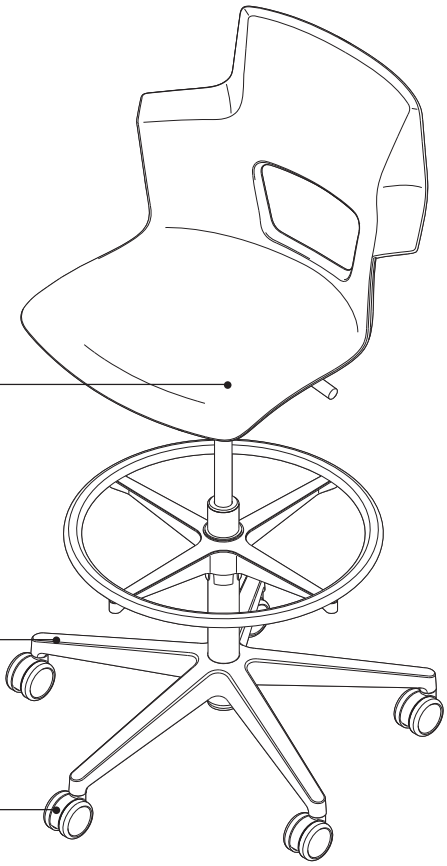

Five-arm base multi-purpose stool seat height adjusts with a $10^3/_{16}$" range from $22^1/_8$" – $32^5/_{16}$" (no upholstery) with a pneumatic adjustment mechanism.

Five-arm base is standard.

Hard, dual wheeled casters are standard for use on carpets. Soft, roll-control, dual-wheel casters are available for use on hard floors or chair mats.

Adjustment Features

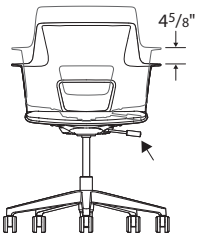

Seat height adjusts with a $4^5/_8$" range from $16^9/_{16}$" – $21^3/_{16}$" (no upholstery) with a pneumatic adjustment mechanism.

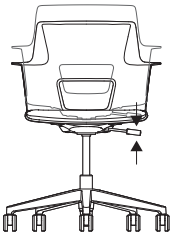

Seat height adjusts pneumatically. To lower, pull lever up while seated. To raise, pull lever up and keep weight off of the chair. Lever is located on the left hand side.

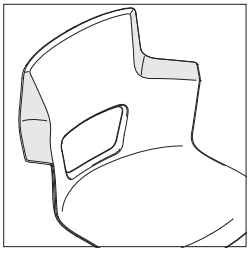

Elbow rests are abbreviated to stay out of the way as the user gets closer to the worksurface and supports a wide range of postures. It is designed to be level when in use and may appear to have slight upward angle when not in use.

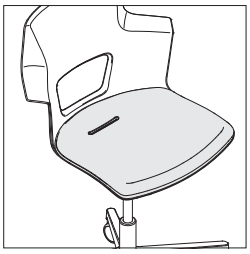

Cushion option is available for extra support and comfort.

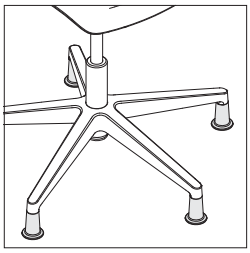

Black glides are available as an option. Glides ship assembled on the chair or stool and maintain the same height as casters.

Soft roll-control caster option features an internal brake that activates when the chair is not under load to reduce shifting when user stands up.

Soft, dual-wheel casters are two-tone, with a merle ring, which makes them easily identifiable.

Surface Materials

▶ See surface materials on page 477 for specific availability or refer to the *Surface Materials Reference Manual* for further information.

Upholstery
- Fabric
- Leather
- Elmosoft leather
- Select Surfaces leather
- COM (Customer's Own Material)
- COL (Customer's Own Leather)

Hard components
Chair (shell, five-arm base)

Shell
- Plastic

Base
4140 Arctic White
4799 Platinum Metallic
6205 Black
Tip: Cylinder paint color defaults to coordinate with base color.

Hard casters
6205 Black
6249 Platinum Solid
Tip: Casters paint color defaults to coordinate with base color.

Soft casters with 6527 Merle ring
6205 Black
6249 Platinum Solid
Tip: Casters paint color defaults to coordinate with base color.

The Shortcut stool foot ring is defaulted based on the paint color specified, with the exception of 4140 Arctic White, in which case the foot ring is platinum.

All Steelcase seating with standard upholstery fabrics complies with requirements of the State of California Technical Bulletin 117. All standard seating is labeled to be in compliance with California 117.

Programs & Services

Local codes may have special requirements for upholstery.

Dimensions

▶ Page 406

Shortcut Five-Arm Base with Personal Worksurface

▶Specifying, page 410

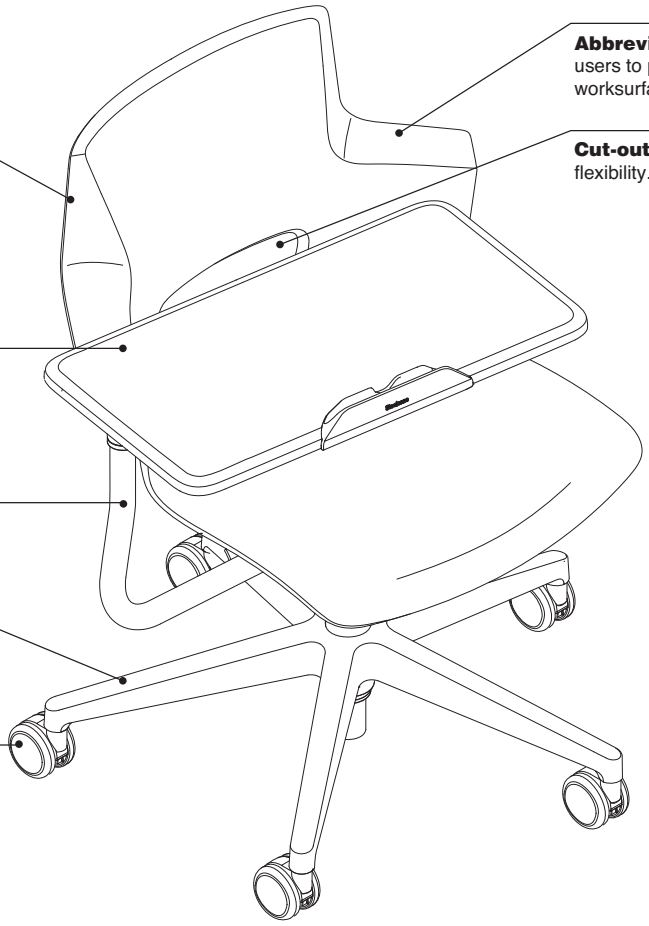

Abbreviated arms allow users to pull up to a worksurface with ease.

Cut-out provides more flexibility.

The Shortcut shell is made of polypropylene plastic.

Personal worksurface is mounted on the right but appropriate for both right- and left-hand users.

Tablet stand is available on all personal worksurfaces and supports tablets and smart phones.

Five-arm base is standard.

Hard, dual wheeled casters are standard for use on carpets. Soft, roll-control, dual-wheel casters are available for use on hard floors or chair mats.

Product Details

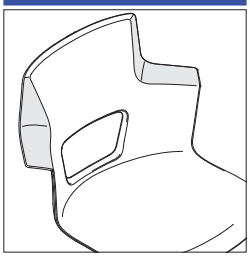

Elbow rests are abbreviated to stay out of the way as the user gets closer to the worksurface and supports a wide range of postures. It is designed to be level when in use and may appear to have slight upward angle when not in use.



Personal worksurface is mounted on user's right, and designed to accommodate left- and right-handed users. It is 12"D x 22¼"W and features a safety stop to help prevent belongings and laptops from easily sliding off back edge.

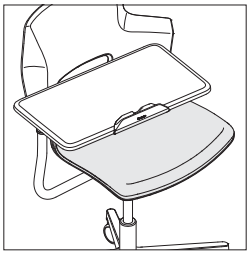

Cushion options are available for extra support and comfort.



Black glides are available as an option. Glides ship assembled on the chair and maintain the same height as casters.

Soft roll-control caster option features an internal brake that activates when the chair is not under load to reduce shifting when user stands up.

Soft, dual-wheel casters are two-tone, with a merle ring, which makes them easily identifiable.

Adjustment Features



Tablet stand supports tablets and smart phones in both portrait and landscape positions, making content easy to view and freeing up space on the worksurface for other materials.
Tip: Devices are not secure in tablet stand when moved.

Cup holder is available as an option and it is retractable under the worksurface when not in use.

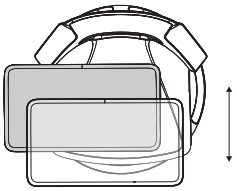

Personal worksurface depth adjustment range is 6" to 16¼". Measurement is from lumbar to worksurface.

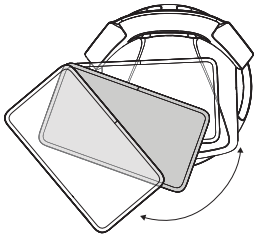

Personal worksurface pivot range is 48°.

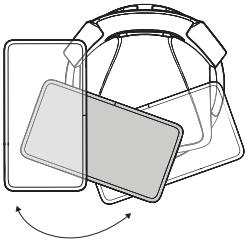

Personal worksurface center pivot is 100°. The center pivot range is measured from the closest position to the furthest position from the user.

Surface Materials

▶ See surface materials on page 477 for specific availability or refer to the *Surface Materials Reference Manual* for further information.

Upholstery
- Fabric
- Leather
- Elmosoft leather
- Select Surfaces leather
- COM (Customer's Own Material)
- COL (Customer's Own Leather)

Hard components
Chair (shell, five-arm base)

Shell
- Plastic

Base
4140 Arctic White
4799 Platinum Metallic
6205 Black
Tip: Cylinder paint color defaults to coordinate with base color.

Hard casters
6205 Black
6249 Platinum Solid
Tip: Casters paint color defaults to coordinate with base color.

Soft casters with 6527 Merle ring
6205 Black
6249 Platinum Solid
Tip: Casters paint color defaults to coordinate with base color.

Personal worksurface
- 6053 Seagull
- 6249 Platinum Solid
- 6295 Near Black
- 6337 Element
- 6654 Sand

Tablet stand and cup holder
- Sterling dark solid only

Paint for metal components
- 0835 Black
- 4140 Arctic White
- 4799 Platinum Metallic

All Steelcase seating with standard upholstery fabrics complies with requirements of the State of California Technical Bulletin 117. All standard seating is labeled to be in compliance with California 117.

Programs & Services

Local codes may have special requirements for upholstery.

Dimensions

▶ Page 406

Shortcut X Base and Shortcut Wood

▶Specifying, pages 411–412

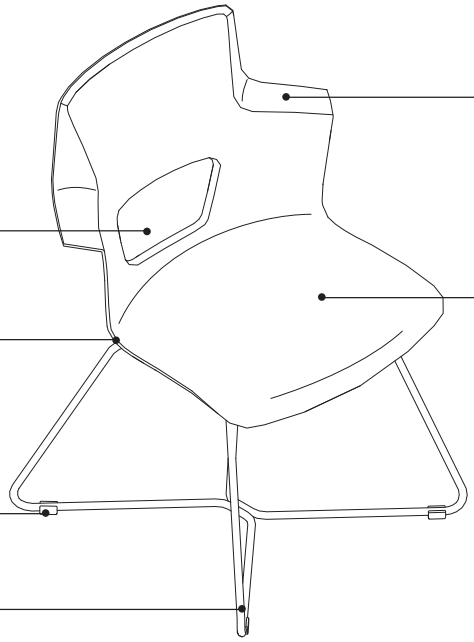

Abbreviated arms allow users to pull up to a worksurface with ease.

Cut-out provides more flexibility.

The Shortcut shell is made of polypropylene plastic.

The Shortcut X Base chair seat height is 18¼" with upholstery and 17 13/16" without upholstery.

Hard glides are standard. Soft, felt glides are available.

Durable, steel wire frame is lightweight.

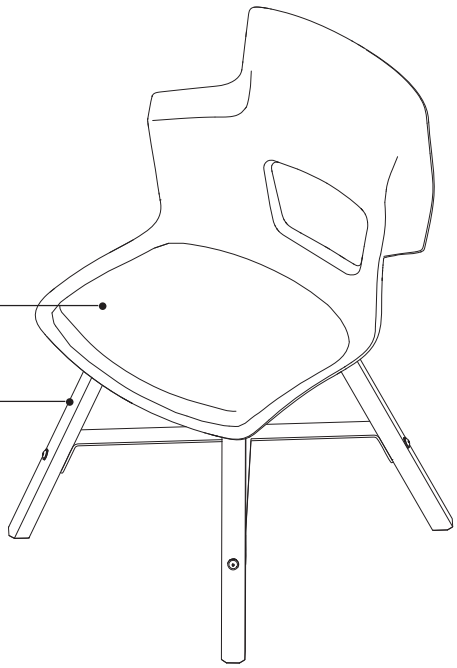

Optional seat cushion is available.

Shortcut Wood legs are solid maple wood with a polyethylene glide.

Adjustment Features

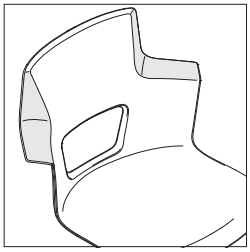

Elbow rests are abbreviated to stay out of the way as the user gets closer to the worksurface and supports a wide range of postures.

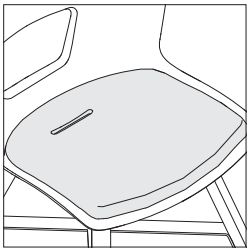

Cushion option is available for extra support and comfort.



The Shortcut X Base stool seat height is 29 3/8" with upholstery and 28 1/16" without upholstery.

Surface Materials

▶ See surface materials on page 477 for specific availability or refer to the *Surface Materials Reference Manual* for further information.

Shortcut X Base

Upholstery
- Fabric
- Leather
- Elmosoft leather
- Select Surfaces leather
- COM (Customer's Own Material)
- COL (Customer's Own Leather)

Shell
- Plastic

Base
- Paint

▶ For Surface Materials matrices for all product lines, see page 580

Shortcut Wood

Upholstery
- Fabric
- Leather
- Elmosoft leather
- Select Surfaces leather
- COM (Customer's Own Material)
- COL (Customer's Own Leather)

Shell
- Plastic

Legs
- V1AC Natural Cherry
- V1AM Clear Maple
- VICC Medium Amber Cherry
- V1EW Dark Walnut

Brackets
- Paint
- Accent Paint
- PerfectMatch Paint

All Steelcase seating with standard upholstery fabrics complies with requirements of the State of California Technical Bulletin 117. All standard seating is labeled to be in compliance with California 117.

Programs & Services

Local codes may have special requirements for upholstery.

Dimensions

▶ Page 406

Shortcut with Tripod Base

▶Specifying, page 414

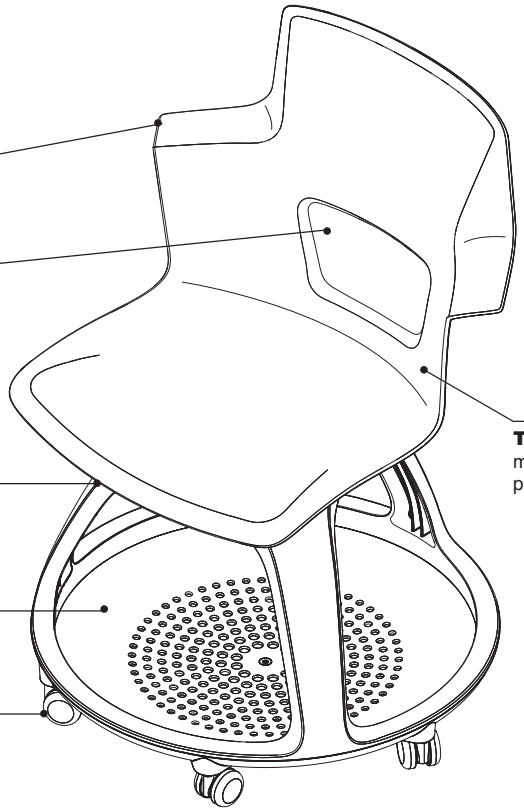

Abbreviated arms allow users to pull up to a worksurface with ease.

Cut-out provides more flexibility.

The Shortcut shell is made of polypropylene plastic.

360⁰-swivel mechanism is standard.

Backpack storage area is standard.

Casters have hard dual wheels that roll smoothly on carpets. Soft dual-wheel casters are available for use on hard floors.

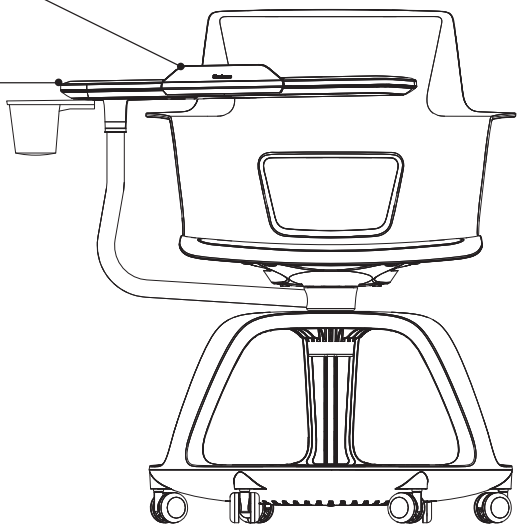

Tablet stand is available on all personal worksurfaces and supports tablets and smart phones.

Personal worksurface moves independently of seat shell and base.

Personal worksurface is mounted on the right but appropriate for both right- and left-hand users.

Personal worksurface is depth adjustable for large and small users and allows for ingress/egress.

Product Details

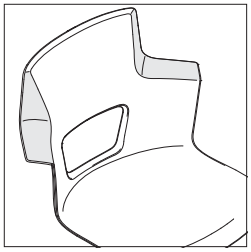

Elbow rests are abbreviated to stay out of the way as the user gets closer to the worksurface and supports a wide range of postures.



Personal worksurface is mounted on user's right, and designed to accommodate left- and right-handed users. It is 12"D x 22¼"W and features a safety stop to help prevent belongings and laptops from easily sliding off back edge.

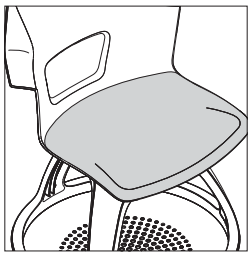

Cushion options are available for extra support and comfort.

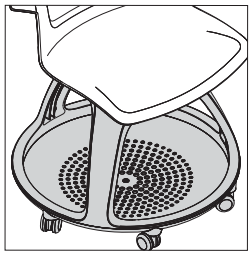

Tripod base reclaims the space under the seat. The space is 1.7 cu/ft and allows for backpack or personal belongings to be stored.

Adjustment Features

360° fixed height swivel mechanism on tripod base models allows students to remain oriented to instructor, presentation materials, and other students.



Tablet stand is available on chairs with personal worksurfaces. The stand supports tablets and smart phones in both portrait and landscape positions, making content easy to view and freeing up space on the worksurface for other materials.
Tip: Devices are not secure in tablet stand when moved.

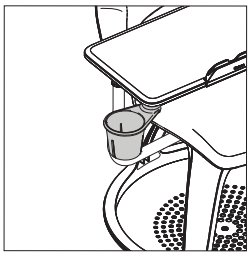

Cup holder is available as an option on Shortcut chairs with personal worksurfaces. It is retractable under the worksurface when not in use.

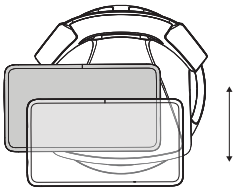

Personal worksurface depth adjustment range is 6" to 16¼". Measurement is from lumbar to worksurface.

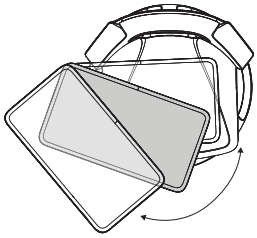

Personal worksurface pivot range is 48°.

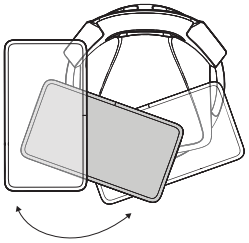

Personal worksurface center pivot is 100°. The center pivot range is measured from the closest position to the furthest position from the user.

Surface Materials

▶ See surface materials on page 477 for specific availability or refer to the *Surface Materials Reference Manual* for further information.

Shell
- Plastic

Upholstery
- Fabric
- Leather
- Elmosoft leather
- Select Surfaces leather
- COM (Customer's Own Material)
- COL (Customer's Own Leather)

Tripod base
- 6249 Platinum Solid
- 6295 Near Black
- 6337 Element

Storage tray/bottom of tripod base
- Sterling dark solid only

Personal worksurface
- 6053 Seagull
- 6249 Platinum Solid
- 6295 Near Black
- 6337 Element
- 6654 Sand

Casters
- Black

Glides
- Sterling dark solid only

Tablet stand and cup holder
- Sterling dark solid only

Paint for metal components
- 0835 Black
- 4140 Arctic White
- 4799 Platinum Metallic

Dimensions

▶ Page 406

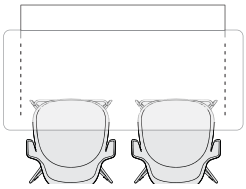

The backpack storage area and overall chair width require 23¾" of continuous floor space when used with tables. The minimum distance between table bases is 49" to allow two chairs to be pushed under the worksurface.

Planning with Shortcut

For Classroom Environments

Pedagogy, technology and space, when carefully considered and intentionally designed, can establish new protocols for advanced learning solutions.

Planning Tips

1 Illustrate multiple modes for each drawing to:
  a) ensure enough space is available for each reconfiguration
  b) allow the user to understand what's possible
  c) ensure that sight lines are maintained when the furniture is moved
  d) confirm that jurisdictional codes are followed for each layout (eg: International Building Code, American Disability Act, etc.)

2 Give permission to act differently by including wall guard and enough space to move, supporting simultaneous multi-modal activities.

3 Provide both analogue and digital tools in the solution such as whiteboards, personal whiteboards, interactive whiteboards or media:scape.

4 Address the needs of classroom and personal storage for both students and teachers. Incorporate this information into each mode to ensure space is adequate.

5 Include zones for mentoring, assessment, and/or coaching for teacher-to-student and/or student-to-student interaction.

6 Annotate the drawings with design principles to confirm they are being addressed.

Lecture Mode

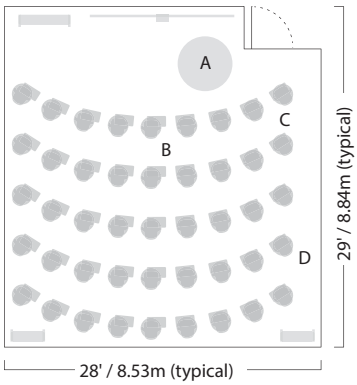

Group Mode

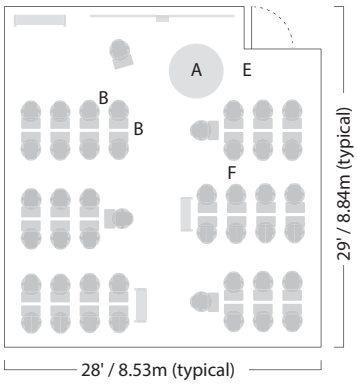

Discussion Mode

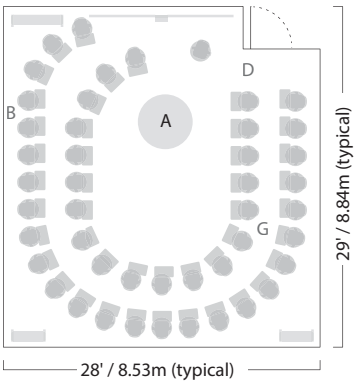

This example: 18* sq. ft. or 1.68 sq. meters per person. *For K-12 applications,
▶ See *Table 1004.1.1 Maximum Floor Area Allowances per Occupant, 2009 International Building Code.*

- **A** — 60"/1.52m (ADA)
- **B** — 12"/0.3m
- **C** — 18"-24"/0.46-0.61m (aisle)
- **D** — 36"/0.91m (egress)
- **E** — 60"/1.52m (egress)
- **F** — 38"/0.97m (aisle)
- **G** — 18"–36"/0.46–0.91m (aisle)

Dimensions

Shortcut

Features	Overall Depth	Width	Height	Seat Depth	Seat Width	Seat Height from Floor
Shortcut						
Multipurpose Seating						
Five-Arm Base Chair	24 1/2"	24 1/16"	31 1/2"–35 15/16"	16 7/8"	19 5/16"	16 9/16"–21 3/16"
Five-Arm Base Stool	24 1/2"	24 1/16"	36 15/16"–47"	16 7/8"	19 5/16"	22 1/8"–32 5/16"
Five-Arm Base with Personal Worksurface	24 1/2"	34 1/2"	31 3/4"–37 3/4"	16 7/8"	19 5/16"	16 9/16"–21 3/16"
X Base Chair	21 1/2"	24 1/16"	33"	16 7/8"	19 5/16"	17 13/16"
X Base Stool	21 1/2"	24 1/16"	44"	16 7/8"	19 5/16"	28 1/16"
Wood Chair	27 3/4"	24 1/16"	33"	16 7/8"	19 5/16"	17 13/16"
Chair with Triopod Base	23 3/4"	25 15/16"	33 1/2"	16 7/8"	19 5/16"	18 3/16" (19 1/16")
Chair with Triopod Base and Personal Worksurface	31"	34 1/2"	33 1/2"	16 7/8"	19 5/16"	18 3/16" (19 1/16")

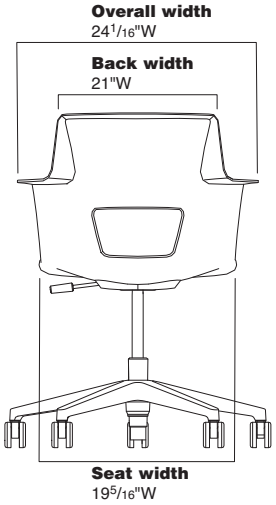

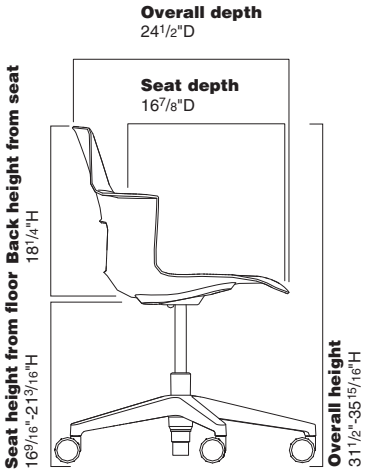

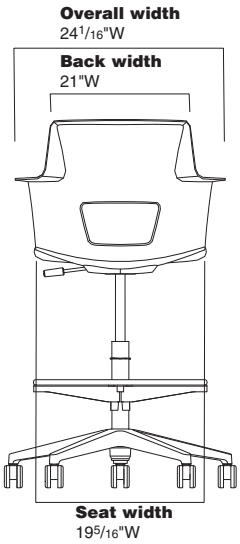

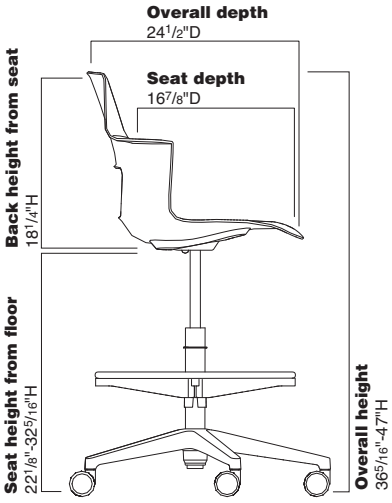

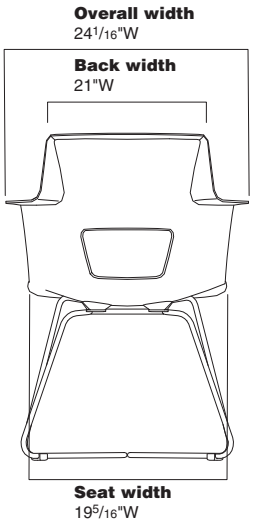

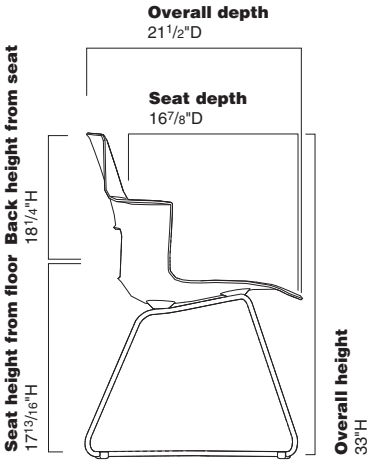

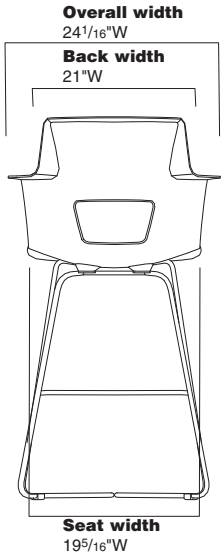

Back Width	Back Height from Seat	Back Lumbar Height	Seat Pan Angle	Angle Between Seat and Back	Width Between Elbow Rest	Elbow Rest to Floor
21"	18¼"	9¼"	8.3°	within 0–4°	21"	N.A.
21"	18¼"	9¼"	8.3°	within 0–4°	21"	N.A.
21"	18¼"	9¼"	8.3°	within 0–4°	21"	N.A.
21"	18¼"	9¼"	8°	within 0–4°	21"	26¼"
21"	18¼"	9¼"	8°	within 0–4°	21"	37¼"
21"	18¼"	9¼"	5 - 8°	within 0–4°	21"	26¼"
21"	18¼"	9¼"	8.3°	within 0-4°	21"	26¾"
21"	18¼"	9¼"	8.3°	within 0-4°	21"	26¾"

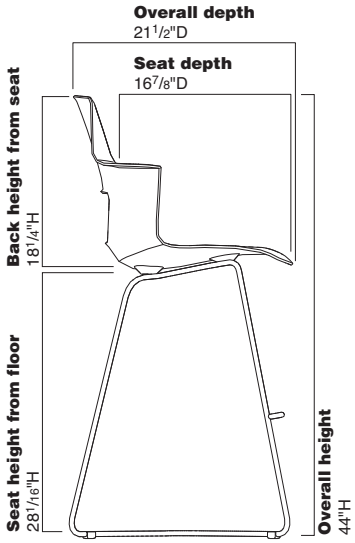

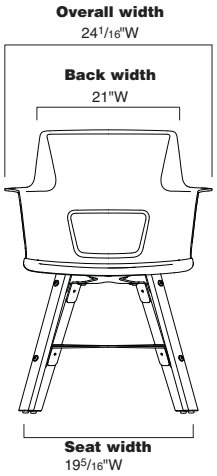

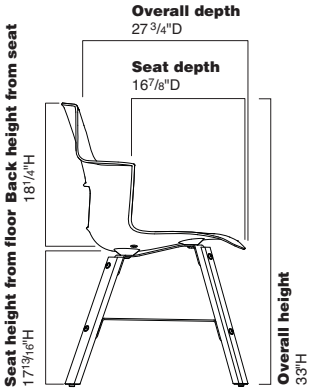

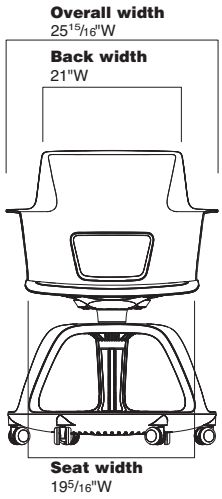

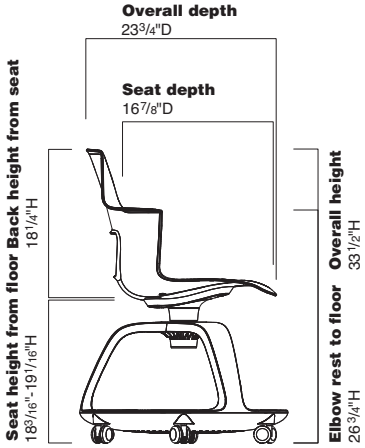

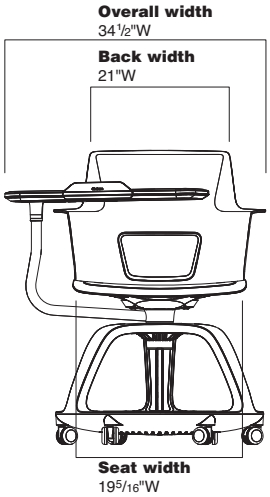

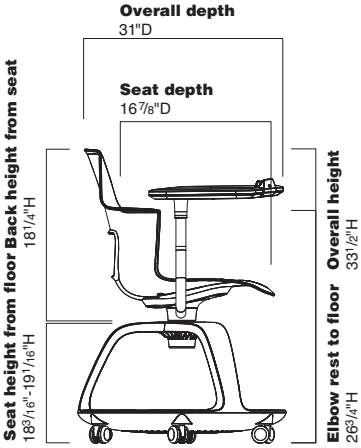

Shortcut

Five-Arm Base Chair

Tip: Hard dual-wheel casters are for use on carpet. Use on hard surfaces, including floor mats, will affect chair stability and may result in personal injury.

Tip: Upholstery is only applicable if seat cushion is a selected option.

Tip: Craft in upholstery cautions the use of stripes and patterns on Shortcut. Please use fabric database when specifying.

Tip: Casters default to coordinate with base color.

	Standard Includes	Required to Specify
▶ Need help? Product details, page 396	• Seat shell: plastic • Five-arm base: 6205 Black plastic • Pneumatic seat height • Hard dual-wheel casters: 6205 Black • Shipped ready to assemble • Meets Cal. 117 requirements	1 Style number 2 Color number for base 3 Plastic color number for shell 4 Options, if selected (see below) ▶ See *Surface Materials,* page 477.

	Options	U.S. Price	Required to Specify
Seat Cushion	• Cushion	+$164	Specify *with cushion* and specify fabric color number.
Surface Materials	**Upholstery**		
	• Fabric price group 1	No cost	Specify fabric color number.
	• Fabric price group 2	+$ 11	Specify fabric color number.
	• Fabric price group 3	+$ 29	Specify fabric color number.
	• Fabric price group 4	+$ 40	Specify fabric color number.
	• Fabric price group 5	+$ 48	Specify fabric color number.
	• Fabric price group 6	+$ 58	Specify fabric color number.
	• Fabric price group 7	+$ 71	Specify fabric color number.
	• Fabric price group 8	+$ 86	Specify fabric color number.
	• Fabric price group 9	+$106	Specify fabric color number.
	• Fabric price group 10	+$123	Specify fabric color number.
	• Steelcase leather	+$103	Specify leather color number.
	• Select Surfaces leather price group 1	+$103	▶ See *Surface Materials Reference Manual.*
	• Elmosoft leather	+$121	Specify Elmosoft color number.
	• Select Surfaces leather price group 2	+$121	▶ See *Surface Materials Reference Manual.*
	• Vinyl	+$ 11	Specify vinyl color number.
	• Customer's Own Material (COM)	+$ 42	▶ See *Understanding Customer's Own Material (COM),* page 610.
	• Customer's Own Leather (COL)	+$ 42	▶ See *Understanding Customer's Own Material (COM),* page 610.
	Base		
	• Arctic white gloss	+$ 42	Specify *with 4140 Arctic White Gloss.*
	• Platinum metallic	+$ 42	Specify *with 4799 Platinum Metallic.*
	Shell		
	• Plastic price group 1	No cost	Specify plastic color number.
	• Plastic price group 2	+$ 40	Specify plastic color number.
Casters	• Hard casters	No cost	Specify *with hard casters.*
	• Soft dual-wheel casters for use on hard floors	+$ 35	Specify *with soft casters.*
Glides	• Non-marring plastic glides	+$ 35	Specify *with glides.*

Specification Information

Style Number	U.S. Base Price
TS31201A	$495

▶ Detailed dimensions, page 406

For Canadian Pricing
Multiply U.S. Price by the Canadian price factor.
▶ See page 1 for details.

Shortcut

Five-Arm Base Stool

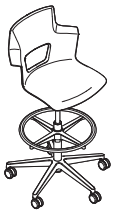

Tip: Hard dual-wheel casters are for use on carpet. Use on hard surfaces, including floor mats, will affect chair stability and may result in personal injury.

Tip: Upholstery is only applicable if seat cushion is a selected option.

Tip: Craft in upholstery cautions the use of stripes and patterns on Shortcut. Please use fabric database when specifying.

Tip: Casters default to coordinate with base color.

▶ Detailed dimensions, page 406

	Standard Includes	Required to Specify
▶ Need help? Product details, page 396	• Seat shell: plastic • Five-arm base: 6205 Black plastic • Pneumatic seat height • Hard dual-wheel casters: 6205 Black • Shipped ready to assemble • Meets Cal. 117 requirements	1 Style number 2 Color number for base 3 Plastic color number for shell 4 Options, if selected (see below) ▶ See *Surface Materials,* page 477.

	Options	U.S. Price	Required to Specify
Seat Cushion	• Cushion	+$164	Specify *with cushion* and specify fabric color number.
Surface Materials	**Upholstery**		
	• Fabric price group 1	No cost	Specify fabric color number.
	• Fabric price group 2	+$ 11	Specify fabric color number.
	• Fabric price group 3	+$ 29	Specify fabric color number.
	• Fabric price group 4	+$ 40	Specify fabric color number.
	• Fabric price group 5	+$ 48	Specify fabric color number.
	• Fabric price group 6	+$ 58	Specify fabric color number.
	• Fabric price group 7	+$ 71	Specify fabric color number.
	• Fabric price group 8	+$ 86	Specify fabric color number.
	• Fabric price group 9	+$106	Specify fabric color number.
	• Fabric price group 10	+$123	Specify fabric color number.
	• Steelcase leather	+$103	Specify leather color number.
	• Select Surfaces leather price group 1	+$103	▶ See *Surface Materials Reference Manual.*
	• Elmosoft leather	+$121	Specify Elmosoft color number.
	• Select Surfaces leather price group 2	+$121	▶ See *Surface Materials Reference Manual.*
	• Vinyl	+$ 11	Specify vinyl color number.
	• Customer's Own Material (COM)	+$ 42	▶ See *Understanding Customer's Own Material (COM),* page 610.
	• Customer's Own Leather (COL)	+$ 42	▶ See *Understanding Customer's Own Material (COM),* page 610.
	Base		
	• Arctic white gloss	+$ 42	Specify *with 4140 Arctic White Gloss.*
	• Platinum metallic	+$ 42	Specify *with 4799 Platinum Metallic.*
	Shell		
	• Plastic price group 1	No cost	Specify plastic color number.
	• Plastic price group 2	+$ 40	Specify plastic color number.
Casters	• Hard casters	No cost	Specify *with hard casters.*
	• Soft dual-wheel casters for use on hard floors	+$ 35	Specify *with soft casters.*
Glides	• Non-marring plastic glides	+$ 35	Specify *with glides.*

Specification Information

Style Number	U.S. Base Price
TS31202B	$698

For Canadian Pricing
Multiply U.S. Price by the Canadian price factor.
▶ See page 1 for details.

Shortcut

Five-Arm Base Chair with Personal Worksurface

Tip: Hard dual-wheel casters are for use on carpet. Use on hard surfaces, including floor mats, will affect chair stability and may result in personal injury.

Tip: Upholstery is only applicable if seat cushion is a selected option.

Tip: Craft in upholstery cautions the use of stripes and patterns on Shortcut. Please use fabric database when specifying.

Tip: Metal components include shell bracket and personal worksurface arm that default to match the base finish.

Tip: Casters default to coordinate with base color.

	Standard Includes	Required to Specify
▶ Need help? Product details, page 398	• Seat shell: plastic • Five-arm base: 6205 Black plastic • Pneumatic seat height • Hard dual-wheel casters: 6205 Black • Metal components: paint • Swivel seat • Personal Worksurface: plastic • Shipped ready to assemble • Meets Cal. 117 requirements	1 Style number 2 Color number for base 3 Plastic color number for shell 4 Paint for metal components 5 Plastic color number for Personal Worksurface 6 Options, if selected (see below) ▶ See *Surface Materials,* page 477.

	Options	U.S. Price	Required to Specify
Seat Cushion	• Cushion	+$164	Specify *with cushion* and specify fabric color number.
Surface Materials	**Upholstery**		
	• Fabric price group 1	No cost	Specify fabric color number.
	• Fabric price group 2	+$ 11	Specify fabric color number.
	• Fabric price group 3	+$ 29	Specify fabric color number.
	• Fabric price group 4	+$ 40	Specify fabric color number.
	• Fabric price group 5	+$ 48	Specify fabric color number.
	• Fabric price group 6	+$ 58	Specify fabric color number.
	• Fabric price group 7	+$ 71	Specify fabric color number.
	• Fabric price group 8	+$ 86	Specify fabric color number.
	• Fabric price group 9	+$106	Specify fabric color number.
	• Fabric price group 10	+$123	Specify fabric color number.
	• Steelcase leather	+$103	Specify leather color number.
	• Select Surfaces leather price group 1	+$103	▶ See *Surface Materials Reference Manual.*
	• Elmosoft leather	+$121	Specify Elmosoft color number.
	• Select Surfaces leather price group 2	+$121	▶ See *Surface Materials Reference Manual.*
	• Vinyl	+$ 11	Specify vinyl color number.
	• Customer's Own Material (COM)	+$ 42	▶ See *Understanding Customer's Own Material (COM),* page 610.
	• Customer's Own Leather (COL)	+$ 42	▶ See *Understanding Customer's Own Material (COM),* page 610.
	Base		
	• Arctic white gloss	+$ 42	Specify *with 4140 Arctic White Gloss.*
	• Platinum metallic	+$ 42	Specify *with 4799 Platinum Metallic.*
	Shell		
	• Plastic price group 1	No cost	Specify plastic color number.
	• Plastic price group 2	+$ 39	Specify plastic color number.
Cup Holder	• Cup holder	+$ 40	Specify *with cup holder.*
Tablet Stand	• Tablet stand	+$ 40	Specify *with tablet stand.*
Casters	• Hard casters	No cost	Specify *with hard casters.*
	• Soft dual-wheel casters for use on hard floors	+$ 35	Specify *with soft casters.*
Glides	• Non-marring plastic glides	+$ 35	Specify *with glides.*

▶ Detailed dimensions, page 406

Specification Information

Style Number	U.S. Base Price
TS31209A	$764

For Canadian Pricing
Multiply U.S. Price by the Canadian price factor.
▶ See page 1 for details.

Shortcut

X Base Chair

	Standard Includes	Required to Specify
▶ Need help? Product details, page 400	• Seat shell: plastic • Steel wire frame base: paint price group 1 • Standard glides • Ships fully assembled • Meets Cal. 117 requirements	1 Style number 2 Paint color number for base 3 Plastic color number for shell 4 Options, if selected (see below) ▶ See *Surface Materials,* page 477.

	Options	U.S. Price	Required to Specify
Seat Cushion	• Cushion	+$164	Specify *with cushion* and specify fabric color number.
Surface Materials	**Upholstery**		
	• Fabric price group 1	No cost	Specify fabric color number.
	• Fabric price group 2	+$ 11	Specify fabric color number.
	• Fabric price group 3	+$ 29	Specify fabric color number.
	• Fabric price group 4	+$ 40	Specify fabric color number.
	• Fabric price group 5	+$ 48	Specify fabric color number.
	• Fabric price group 6	+$ 58	Specify fabric color number.
	• Fabric price group 7	+$ 71	Specify fabric color number.
	• Fabric price group 8	+$ 86	Specify fabric color number.
	• Fabric price group 9	+$106	Specify fabric color number.
	• Fabric price group 10	+$123	Specify fabric color number.
	• Steelcase leather	+$103	Specify leather color number.
	• Select Surfaces leather price group 1	+$103	▶ See *Surface Materials Reference Manual.*
	• Elmosoft leather	+$121	Specify Elmosoft color number.
	• Select Surfaces leather price group 2	+$121	▶ See *Surface Materials Reference Manual.*
	• Vinyl	+$ 11	Specify vinyl color number.
	• Customer's Own Material (COM)	+$ 42	▶ See *Understanding Customer's Own Material (COM),* page 610.
	• Customer's Own Leather (COL)	+$ 42	▶ See *Understanding Customer's Own Material (COM),* page 610.
	Base		
	• Paint price group 1	No cost	Specify paint color number.
	• Paint price group 2	+$ 42	Specify paint color number.
	• Paint price group 3	+$ 66	Specify paint color number.
	Shell		
	• Plastic price group 1	No cost	Specify plastic color number.
	• Plastic price group 2	+$ 40	Specify plastic color number.
Glides	• Soft, felt glides	No cost	Specify *with soft, felt glides.*

Tip: Upholstery is only applicable if seat cushion is a selected option.

Tip: Craft in upholstery cautions the use of stripes and patterns on Shortcut. Please use fabric database when specifying.

Specification Information

Style Number	U.S. Base Price
TS31204A	$444

▶ Detailed dimensions, page 406

For Canadian Pricing
Multiply U.S. Price by the Canadian price factor.
▶ See page 1 for details.

Shortcut

X Base Stool

Tip: Upholstery is only applicable if seat cushion is a selected option.

Tip: Craft in upholstery cautions the use of stripes and patterns on Shortcut. Please use fabric database when specifying.

	Standard Includes	Required to Specify
▶ Need help? Product details, page 400	• Seat shell: plastic • Steel wire frame base: paint price group 1 • Standard glides • Ships fully assembled • Meets Cal. 117 requirements	1 Style number 2 Paint color number for base 3 Plastic color number for shell 4 Options, if selected (see below) ▶ See *Surface Materials,* page 477.

	Options	U.S. Price	Required to Specify
Seat Cushion	• Cushion	+$164	Specify *with cushion* and specify fabric color number.
Surface Materials	**Upholstery**		
	• Fabric price group 1	No cost	Specify fabric color number.
	• Fabric price group 2	+$ 11	Specify fabric color number.
	• Fabric price group 3	+$ 29	Specify fabric color number.
	• Fabric price group 4	+$ 40	Specify fabric color number.
	• Fabric price group 5	+$ 48	Specify fabric color number.
	• Fabric price group 6	+$ 58	Specify fabric color number.
	• Fabric price group 7	+$ 71	Specify fabric color number.
	• Fabric price group 8	+$ 86	Specify fabric color number.
	• Fabric price group 9	+$106	Specify fabric color number.
	• Fabric price group 10	+$123	Specify fabric color number.
	• Steelcase leather	+$103	Specify leather color number.
	• Select Surfaces leather price group 1	+$103	▶ See *Surface Materials Reference Manual.*
	• Elmosoft leather	+$121	Specify Elmosoft color number.
	• Select Surfaces leather price group 2	+$121	▶ See *Surface Materials Reference Manual.*
	• Vinyl	+$ 11	Specify vinyl color number.
	• Customer's Own Material (COM)	+$ 42	▶ See *Understanding Customer's Own Material (COM),* page 610.
	• Customer's Own Leather (COL)	+$ 42	▶ See *Understanding Customer's Own Material (COM),* page 610.
	Base		
	• Paint price group 1	No cost	Specify paint color number.
	• Paint price group 2	+$ 42	Specify paint color number.
	• Paint price group 3	+$ 66	Specify paint color number.
	Shell		
	• Plastic price group 1	No cost	Specify plastic color number.
	• Plastic price group 2	+$ 40	Specify plastic color number.
Glides	• Soft, felt glides	No cost	Specify *with soft, felt glides.*

Specification Information

Style Number	U.S. Base Price
TS31205B	$658

▶ Detailed dimensions, page 406

For Canadian Pricing
Multiply U.S. Price by the Canadian price factor.
▶ See page 1 for details.

Shortcut

Wood Chair

Standard Includes	Required to Specify
▶ Need help? Product details, page 400	
• Seat shell: plastic • Solid maple legs: wood stain • Steel brackets: paint group 1 • Standard glides • Ships fully assembled • Meets Cal. 117 requirements	1 Style number 2 Plastic color number for shell 3 Wood stain color number for legs: V1AC Natural Cherry V1AM Clear Maple VICC Medium Amber Cherry V1EW Dark Walnut 4 Paint color number for brackets 5 Options, if selected (see below) ▶ See *Surface Materials,* page 477.

Tip: Upholstery is only applicable if seat cushion is a selected option.

Tip: Craft in upholstery cautions the use of stripes and patterns on Shortcut. Please use fabric database when specifying.

	Options	U.S. Price	Required to Specify
Seat Cushion	• Cushion	+$164	Specify *with cushion* and specify fabric color number.
Surface Materials	**Upholstery**		
	• Fabric price group 1	No cost	Specify fabric color number.
	• Fabric price group 2	+$ 11	Specify fabric color number.
	• Fabric price group 3	+$ 29	Specify fabric color number.
	• Fabric price group 4	+$ 40	Specify fabric color number.
	• Fabric price group 5	+$ 48	Specify fabric color number.
	• Fabric price group 6	+$ 58	Specify fabric color number.
	• Fabric price group 7	+$ 71	Specify fabric color number.
	• Fabric price group 8	+$ 86	Specify fabric color number.
	• Fabric price group 9	+$106	Specify fabric color number.
	• Fabric price group 10	+$123	Specify fabric color number.
	• Steelcase leather	+$103	Specify leather color number.
	• Select Surfaces leather price group 1	+$103	▶ See *Surface Materials Reference Manual.*
	• Elmosoft leather	+$121	Specify Elmosoft color number.
	• Select Surfaces leather price group 2	+$121	▶ See *Surface Materials Reference Manual.*
	• Vinyl	+$ 11	Specify vinyl color number.
	• Customer's Own Material (COM)	+$ 42	▶ See *Understanding Customer's Own Material (COM),* page 610.
	• Customer's Own Leather (COL)	+$ 42	▶ See *Understanding Customer's Own Material (COM),* page 610.
	Shell		
	• Plastic price group 1	No cost	Specify plastic color number.
	• Plastic price group 2	+$ 40	Specify plastic color number.
	Brackets		
	• Paint price group 1	No cost	Specify paint color number.
	• Paint price group 2	+$ 42	Specify paint color number.
	• Paint price group 3	+$ 66	Specify paint color number.
Related Products	• Shortcut X Base chair and stool		▶ Pages 411-412

Specification Information

Style Number	U.S. Base Price
TS31206A	$941

▶ Detailed dimensions, page 406

For Canadian Pricing
Multiply U.S. Price by the Canadian price factor.
▶ See page 1 for details.

Shortcut

with Tripod Base



Tip: Metal components include shell bracket and personal worksurface arm if TS31208A is selected.

Tip: Upholstery is only applicable if seat cushion is a selected option.

Tip: Craft in upholstery cautions the use of stripes and patterns on Shortcut. Please use fabric database when specifying.

Tip: Cup Holder and Tablet Stand are only available on Shortcut with a Personal Worksurface.

▶ Need help? Product details, page 402

Standard Includes	Required to Specify
• Seat shell: plastic • Tripod base: plastic • Metal components: paint • Storage tray: sterling dark solid only • Swivel seat • Personal Worksurface, if TS31208A selected: plastic • Hard casters: black • Ships ready to assemble • Meets Cal. 117 requirements	1 Style number 2 Plastic color number for shell 3 Plastic color number for tripod base 4 Paint number for metal components: 0835 Black 4140 Arctic White 4799 Platinum Metallic 5 Plastic color number for Personal Worksurface, if selected 6 Options, if selected (see below) ▶ See *Surface Materials,* page 477.

	Options	U.S. Price	Required to Specify
Surface Materials	**Upholstery on seat cushion**		
	• Fabric price group 1	No cost	Specify fabric color number.
	• Fabric price group 2	+$ 11	Specify fabric color number.
	• Fabric price group 3	+$ 29	Specify fabric color number.
	• Fabric price group 4	+$ 40	Specify fabric color number.
	• Fabric price group 5	+$ 48	Specify fabric color number.
	• Fabric price group 6	+$ 58	Specify fabric color number.
	• Fabric price group 7	+$ 71	Specify fabric color number.
	• Fabric price group 8	+$ 86	Specify fabric color number.
	• Fabric price group 9	+$106	Specify fabric color number.
	• Fabric price group 10	+$123	Specify fabric color number.
	• Steelcase leather	+$103	Specify leather color number.
	• Select Surfaces leather price group 1	+$103	▶ See *Surface Materials Reference Manual.*
	• Elmosoft leather	+$121	Specify Elmosoft color number.
	• Select Surfaces leather price group 2	+$121	▶ See *Surface Materials Reference Manual.*
	• Customer's Own Material (COM)	+$ 42	▶ See *Understanding Customer's Own Material (COM),* page 610.
	• Vinyl	+$ 11	Specify vinyl color number.
	• Customer's Own Leather (COL)	+$ 42	▶ See *Understanding Customer's Own Material (COM),* page 610.
	Shell		
	• Plastic price group 1	No cost	Specify plastic color number.
	• Plastic price group 2	+$ 40	Specify plastic color number.
Seat Cushion	• Cushion	+$164	Specify *with cushion* and specify fabric color number.
Cup Holder	• On TS31208A	+$ 40	Specify *with cup holder.*
Tablet Stand	• On TS31208A	+$ 40	Specify *with tablet stand.*
Casters	• Soft, dual-wheel casters for use on hard floors	+$ 35	Specify *with soft casters.*
Glides	• Glides: sterling dark solid	+$ 29	Specify *with glides.*
Related Products	• Shortcut Cushions		▶ Page 416
	• Shortcut Five-Arm Base Chair and Stool		▶ Pages 408–409
	• Shortcut X-Base Chair and Stool		▶ Pages 411–412

▶ Detailed dimensions, page 406

For Canadian Pricing
Multiply U.S. Price by the Canadian price factor.
▶ See page 1 for details.

Specification Information	
Style Number	**U.S. Base Price**

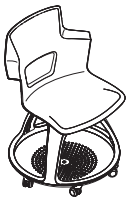

Chair with Tripod Base

TS31207A	$550



Chair with Tripod Base and Personal Worksurface

TS31208A	$792

▶ Detailed dimensions, page 406

For Canadian Pricing
Multiply U.S. Price by the Canadian price factor.
▶ See page 1 for details.

Shortcut

Cushion

Tip: Cushion can be optioned on when ordering any Shortcut chair or stool, or installed after purchase when ordered separately.

	Standard Includes	Required to Specify
▶ Need help? Product details, page 396	• Cushion: fabric price group 1 • Shipped ready to assemble • Meets Cal. 117 requirements	1 Style number 2 Fabric color number for cushion 3 Options, if selected (see below) ▶ See *Surface Materials,* page 477.

	Options	U.S. Price	Required to Specify
Surface Materials	**Upholstery**		
	• Fabric price group 1	No cost	Specify fabric color number.
	• Fabric price group 2	+$ 11	Specify fabric color number.
	• Fabric price group 3	+$ 29	Specify fabric color number.
	• Fabric price group 4	+$ 40	Specify fabric color number.
	• Fabric price group 5	+$ 48	Specify fabric color number.
	• Fabric price group 6	+$ 58	Specify fabric color number.
	• Fabric price group 7	+$ 71	Specify fabric color number.
	• Fabric price group 8	+$ 86	Specify fabric color number.
	• Fabric price group 9	+$106	Specify fabric color number.
	• Fabric price group 10	+$123	Specify fabric color number.
	• Steelcase leather	+$103	Specify leather color number.
	• Select Surfaces leather price group 1	+$103	▶ See *Surface Materials Reference Manual.*
	• Elmosoft leather	+$121	Specify Elmosoft color number.
	• Select Surfaces leather price group 2	+$121	▶ See *Surface Materials Reference Manual.*
	• Vinyl	+$ 11	Specify vinyl color number.
	• Customer's Own Material (COM)	+$ 42	▶ See *Understanding Customer's Own Material (COM),* page 610.
	• Customer's Own Leather (COL)	+$ 42	▶ See *Understanding Customer's Own Material (COM),* page 610.

Specification Information

Style Number	U.S. Base Price
TS31203	$164

▶ Detailed dimensions, page 406

For Canadian Pricing
Multiply U.S. Price by the Canadian price factor.
▶ See page 1 for details.

Understanding and Specifying Scoop

Multipurpose Seating

Product Details

Scoop **418**

Dimensions **419**

Specifying

Scoop **420**

Scoop

Scoop is collaborative seating for teams that helps people move freely, change postures, and stay energized and comfortable.
▶Specifying, page 420

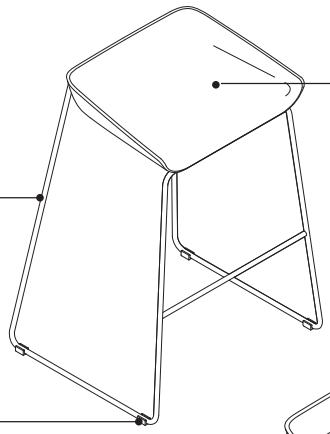

Seat is constructed of molded plastic and available in several colors.

Durable wire frame is lightweight and available in multiple finishes.

Glides are standard for use on carpets. Soft glides are available for use on hard floors or chair mats.

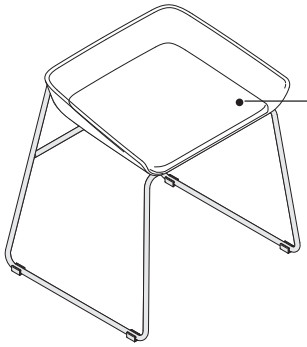

Upholstered seat is also available.

Product Details



Chairs and stools are available with or without upholstered seat.

Surface Materials

▶See surface materials on page 477 for specific availability or refer to the *Surface Materials Reference Manual* for further information.

Dimensions

▶Page 419

Dimensions

Scoop

Features	Overall Depth	Width	Height	Functional Seat Depth	Seat Width	Seat Height from Floor	Foot Bar Height
Scoop							
Side Chairs							
	18 7/8"	21 1/8"	22 1/2"	13 1/2"	17"	18 3/8"	N.A.
Stools							
	20 1/4"	23"	33"	13 1/2"	17"	28 3/4"	12 3/4"

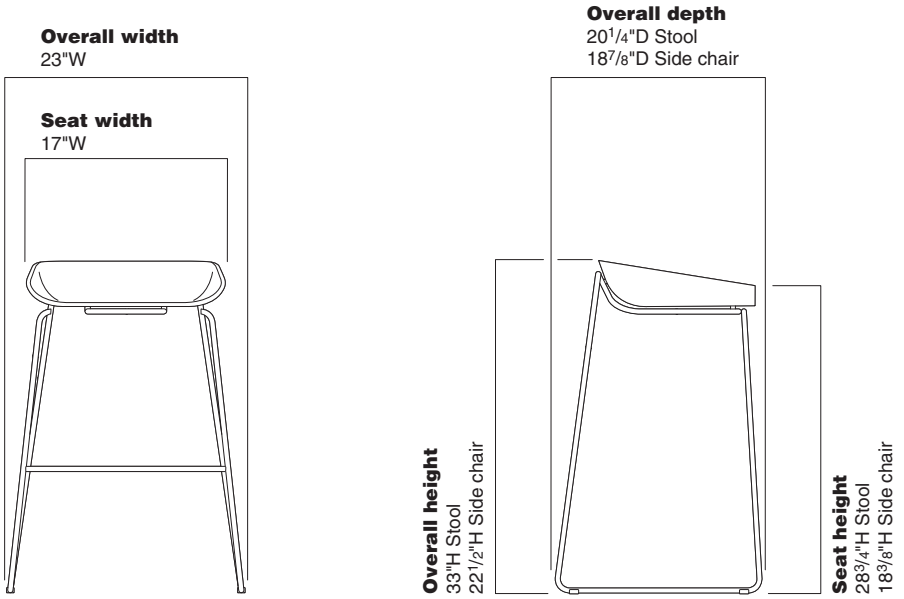

Scoop

Stools

	Standard Includes	Required to Specify
▶ Need help? Product details, page 418	• Steel wire frame: paint price group 1 • Seat: plastic price group 1 • Upholstered seat, if selected: fabric price group 1 • Glides • Shipped fully assembled	1 Style number 2 Paint color number for frame 3 Plastic color number for seat 4 Fabric color number for upholstery, if selected 5 Options, if selected (see below) ▶ See *Surface Materials,* page 477.

	Options	U.S. Price	Required to Specify
Surface Materials	**Steel wire frame**		
	• Paint price group 1	No cost	Specify paint color number.
	• Paint price group 2	+$ 42	Specify paint color number.
	• Paint price group 3	+$ 66	Specify paint color number.
	Seat		
	• Plastic price group 1	No cost	Specify plastic color number.
	• Plastic price group 2	+$ 40	Specify plastic color number.
	Upholstery		
	• Fabric price group 1	No cost	Specify fabric color number.
	• Fabric price group 2	+$ 10	Specify fabric color number.
	• Fabric price group 3	+$ 29	Specify fabric color number.
	• Fabric price group 4	+$ 38	Specify fabric color number.
	• Fabric price group 5	+$ 47	Specify fabric color number.
	• Fabric price group 6	+$ 57	Specify fabric color number.
	• Fabric price group 7	+$ 69	Specify fabric color number.
	• Fabric price group 8	+$ 85	Specify fabric color number.
	• Fabric price group 9	+$104	Specify fabric color number.
	• Fabric price group 10	+$120	Specify fabric color number.
	• Vinyl	+$ 10	Specify vinyl color number.
	• Customer's Own Material (COM)	+$ 17	▶ See *Understanding Customer's Own Material (COM),* page 610.
Glides	• Soft glides	No cost	Specify *with soft glides.*

▶ Detailed dimensions, page 419

Specification Information

Style Number	U.S. Base Price
Stool	
TS30701	$387
Stool with Upholstered Seat	
TS30702	$465



For Canadian Pricing
Multiply U.S. Price by the Canadian price factor.
▶ See page 1 for details.

Side Chairs

	Standard Includes	Required to Specify
▶ Need help? Product details, page 418	• Steel wire frame: paint price group 1 • Seat: plastic price group 1 • Upholstered seat, if selected: fabric price group 1 • Glides • Shipped fully assembled	1 Style number 2 Paint color number for frame 3 Plastic color number for seat 4 Fabric color number for upholstery, if selected 5 Options, if selected (see below) ▶ See *Surface Materials,* page 477.

	Options	U.S. Price	Required to Specify
Surface Materials	**Steel wire frame**		
	• Paint price group 1	No cost	Specify paint color number.
	• Paint price group 2	+$ 42	Specify paint color number.
	• Paint price group 3	+$ 66	Specify paint color number.
	Seat		
	• Plastic price group 1	No cost	Specify plastic color number.
	• Plastic price group 2	+$ 40	Specify plastic color number.
	Upholstery		
	• Fabric price group 1	No cost	Specify fabric color number.
	• Fabric price group 2	+$ 10	Specify fabric color number.
	• Fabric price group 3	+$ 29	Specify fabric color number.
	• Fabric price group 4	+$ 38	Specify fabric color number.
	• Fabric price group 5	+$ 47	Specify fabric color number.
	• Fabric price group 6	+$ 57	Specify fabric color number.
	• Fabric price group 7	+$ 69	Specify fabric color number.
	• Fabric price group 8	+$ 85	Specify fabric color number.
	• Fabric price group 9	+$104	Specify fabric color number.
	• Fabric price group 10	+$120	Specify fabric color number.
	• Vinyl	+$ 10	Specify vinyl color number.
	• Customer's Own Material (COM)	+$ 17	▶ See *Understanding Customer's Own Material (COM),* page 610.
Glides	• Soft glides	No cost	Specify *with soft glides.*

▶ Detailed dimensions, page 419

Specification Information

Style Number	U.S. Base Price

Side Chair

TS30703	$382

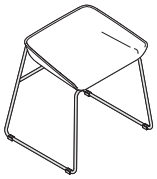

Side Chair with Upholstered Seat

TS30704	$460

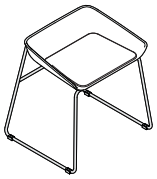

For Canadian Pricing
Multiply U.S. Price by the Canadian price factor.
▶ See page 1 for details.

Understanding and Specifying Simple

Multipurpose Seating

Product Details

Simple 424

Specifying

Simple 426

Simple

Simple

Simple chair is a lightweight, stackable seating family with easily changeable cushions and slipcovers providing a range of aesthetics, price points, and comfort.
▶Specifying, page 426

Chair, stool, and lounge are available in several paints.

Seat and back are made of polypropylene plastic.

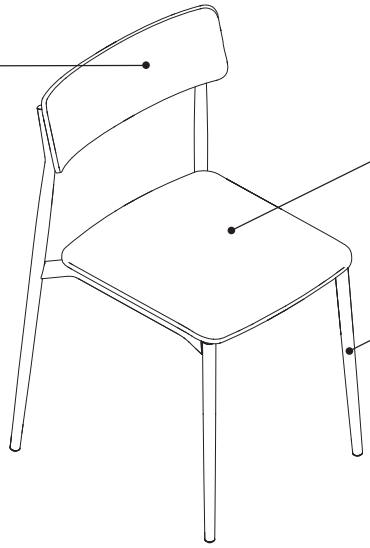

Simple Chair is lightweight at 12 pounds and ships fully assembled.

Frame is made of steel with a powder coated finish.

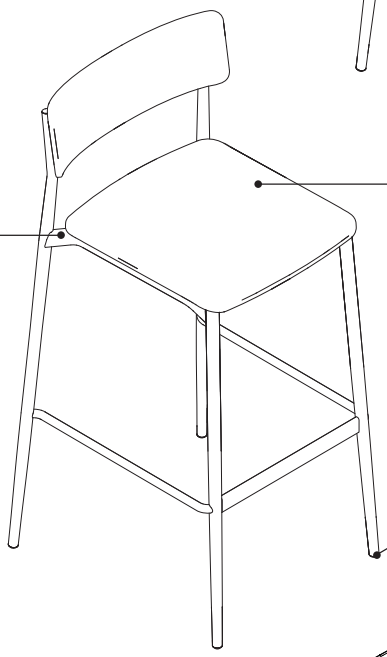

Simple Stool is lightweight at 17 pounds and ships fully assembled.

Stacking spacers allow chair, stool, and lounge to be stacked up to four high, with or without cushions or slipcovers.

Hard glides are standard.

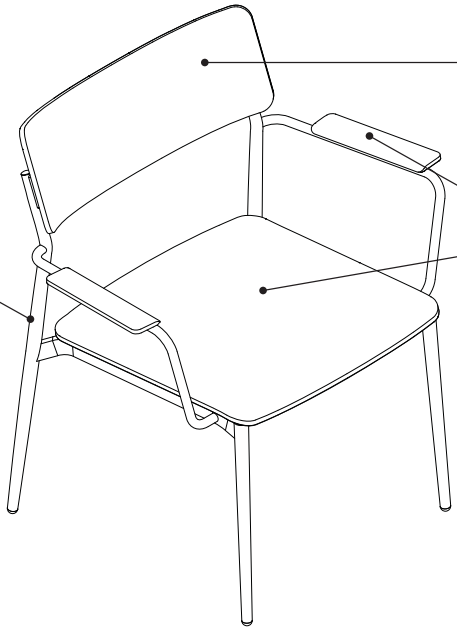

Simple Lounge is a lounge chair designed to have the right recline and pitch to work at a lounge height table.

Simple Lounge is lightweight at 17½ pounds and ships fully assembled.

Simple Lounge polypropylene arm caps, back, and seat match paint color selected.

Actual Dimensions

	Chair	Stool	Lounge
Depth	19⅔"	19⅔"	20 9/16"
Width	19⅔"	19⅔"	29¼"
Height	31⅝"	38 4/7"	29 15/16"
Seat Height	17 5/7"	29½"	16¼"

Product Details

Frame only

Seat cushion

Seat and back cushion

Relaxed slipcover

Tailored slipcover

Chairs, stools, and lounges are available as shown above.

Seat and back cushion options are available for extra support and comfort. Both are easily removable and replaceable.

Slipcover option provides a range of aesthetics and additional support and comfort. Slipcover is easily removable and replaceable as well.

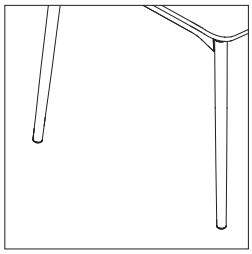

Legs are tapered.

Surface Materials

Chairs, stools, and lounges
- 7041 Milk Textured
- 7042 Shale Grey
- 7043 Moss
- 7207 Black

Webbing on Relaxed Slipcover
- 5JG0 Black
- 5JG1 Burgundy
- 5JG5 Red
- 5JG7 Green
- 5JG8 Navy

Seat/back cushion and Relaxed/Tailored Slipcovers

Price Group 1

- Buzz2
- Era
- Jacks
- New Black
- Link
- Playground

Tip: New Black upholstery has fabric in both price group 1 and price group 2.

Price Group 2

- Chainmail
- Cogent: Connect
- Cogent: Trails
- New Black
- Nitelights

Tip: New Black upholstery has fabric in both price group 1 and price group 2.

Price Group 3

- Billiard Multi-Use by Designtex
- Gaja—Cradle to Cradle Certified™ Silver
- Imperma
- Redeem
- Retrieve
- Texel

Price Group 5

- Bo Peep
- Remix
- Silk

Price Group 6

- Brisa

Price Group 7

- Steelcut Trio

Simple Chair

Tip: Cushions or slipcover can be installed after purchase and are ordered separately.

Tip: Chairs, stools, and lounge can be stacked up to four high with or without cushions and slipcovers.

	Standard Includes	Required to Specify
▶ Need help? Product details, page 424	• Steel frame: paint • Seat and back: plastic, default to match paint color for frame • Standard hard glides • Ships fully assembled	1 Style number 2 Paint color number for chair: 7041 Milk Textured 7042 Shale Grey 7043 Moss 7207 Black

Related Products

• Simple Stool	▶ Page 427
• Seat Cushion	▶ Page 429
• Back Cushion	▶ Page 430
• Relaxed Slipcover	▶ Page 431
• Tailored Slipcover	▶ Page 432

Specification Information

Dimensions D	Dimensions W	Dimensions H	Style Number	U.S. Price
19 2/3"	19 2/3"	31 8/9"	**TSAVNCH**	$350

For Canadian Pricing
Multiply U.S. Price by the Canadian price factor.
▶ See page 1 for details.

Simple Stool

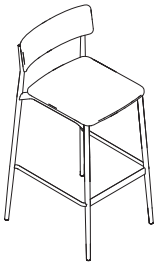

Tip: Cushions or slipcover can be installed after purchase and are ordered separately.

Tip: Chairs, stools, and lounge can be stacked up to four high with or without cushions and slipcovers.

Standard Includes	Required to Specify
▶ Need help? Product details, page 424	1 Style number
• Steel frame: paint	2 Paint color number for stool:
• Seat and back: plastic, default to match paint color for frame	7041 Milk Textured
• Standard hard glides	7042 Shale Grey
• Ships fully assembled	7043 Moss
	7207 Black

Related Products

• Simple Chair	▶ Page 426
• Simple Lounge	▶ Page 428
• Seat Cushion	▶ Page 429
• Back Cushion	▶ Page 430
• Relaxed Slipcover	▶ Page 431
• Tailored Slipcover	▶ Page 432

Specification Information

Dimensions D	Dimensions W	Dimensions H	Style Number	U.S. Price
19 2/3"	19 2/3"	38 4/7"	**TSAVNST**	$525

For Canadian Pricing
Multiply U.S. Price by the Canadian price factor.
▶ See page 1 for details.

Simple Lounge

Tip: Simple Lounge can be stacked up to four high with or without cushions and slipcovers.

Standard Includes	Required to Specify
▶ Need help? Product details, page 424	1 Style number
• Steel frame: paint	2 Paint color number for stool:
• Seat and back: plastic, default to match paint color for frame	7041 Milk Textured
• Standard hard glides	7042 Shale Grey
• Ships fully assembled	7043 Moss
	7207 Black

Related Products

• Simple Chair	▶ Page 426
• Simple Stool	▶ Page 427
• Seat Cushion	▶ Page 429
• Back Cushion	▶ Page 430
• Relaxed Slipcover	▶ Page 431
• Tailored Slipcover	▶ Page 432

Specification Information

Dimensions D	Dimensions W	Dimensions H	Style Number	U.S. Price
20 9/16"	29 1/4"	29 15/16"	**TSAVNLC**	$550

For Canadian Pricing
Multiply U.S. Price by the Canadian price factor.
▶ See page 1 for details.

Simple Seat Cushion

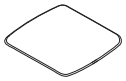

Tip: Seat and back cushions are ordered separately and can be in matching or contrasting fabrics and colors.

Tip: Chairs, stools, and lounge can be stacked up to four high with or without cushions and slipcovers.

	Standard Includes	Required to Specify
▶ Need help? Product details, page 425	• Cushion: fabric price group 1 • Shipped ready to assemble	1 Style number 2 Application (see Required Selections) 3 Fabric color number for cushion 4 Options, if selected (see below) ▶ See Surface Materials, page 425.

	Required Selections	U.S. Price	Required to Specify
Application	• Chair	No cost	Specify chair application.
	• Stool	No cost	Specify stool application.
	• Lounge	+$ 10	Specify lounge application.

	Options	U.S. Price	Required to Specify
Surface Materials	• Fabric price group 1	No cost	Specify fabric color number.
	• Fabric price group 2	+$ 10	Specify fabric color number.
	• Fabric price group 3	+$ 26	Specify fabric color number.
	• Fabric price group 4	+$ 36	Specify fabric color number.
	• Fabric price group 5	+$ 48	Specify fabric color number.
	• Fabric price group 6	+$ 58	Specify fabric color number.
	• Fabric price group 7	+$ 69	Specify fabric color number.
	• Fabric price group 8	+$ 79	Specify fabric color number.
	• Fabric price group 9	+$ 95	Specify fabric color number.
	• Fabric price group 10	+$121	Specify fabric color number.
	• COM	+$ 36	Specify fabric color number.
Related Products	• Simple Chair		▶ Page 426
	• Simple Stool		▶ Page 427
	• Simple Lounge		▶ Page 428
	• Simple Back Cushion		▶ Page 430
	• Simple Relaxed Slipcover		▶ Page 431
	• Simple Tailored Slipcover		▶ Page 432

Specification Information

Style Number	U.S. Base Price
TSAVNSC	$175

For Canadian Pricing
Multiply U.S. Price by the Canadian price factor.
▶ See page 1 for details.

Simple Back Cushion

Tip: Seat and back cushions are ordered separately and can be in matching or contrasting fabrics and colors.

Tip: Chairs, stools, and lounge can be stacked up to four high with or without cushions and slipcovers.

	Standard Includes	Required to Specify
▶ Need help? Product details, page 425	• Cushion: fabric price group 1 • Shipped ready to assemble	1 Style number 2 Application (see Required Selections) 3 Fabric color number for cushion 4 Options, if selected (see below) ▶ See Surface Materials, page 425.

	Required Selections	U.S. Price	Required to Specify
Application	• Chair	No cost	Specify chair application.
	• Stool	No cost	Specify stool application.
	• Lounge	+$10	Specify lounge application.

	Options	U.S. Price	Required to Specify
Surface Materials	• Fabric price group 1	No cost	Specify fabric color number.
	• Fabric price group 2	+$ 5	Specify fabric color number.
	• Fabric price group 3	+$14	Specify fabric color number.
	• Fabric price group 4	+$19	Specify fabric color number.
	• Fabric price group 5	+$24	Specify fabric color number.
	• Fabric price group 6	+$29	Specify fabric color number.
	• Fabric price group 7	+$34	Specify fabric color number.
	• Fabric price group 8	+$40	Specify fabric color number.
	• Fabric price group 9	+$48	Specify fabric color number.
	• Fabric price group 10	+$61	Specify fabric color number.
	• COM	+$19	Specify fabric color number.
Related Products	• Simple Chair		▶ Page 426
	• Simple Stool		▶ Page 427
	• Simple Lounge		▶ Page 428
	• Simple Seat Cushion		▶ Page 429
	• Simple Relaxed Slipcover		▶ Page 431
	• Simple Tailored Slipcover		▶ Page 432

Specification Information

Style Number	U.S. Base Price
TSAVNBC	$115

For Canadian Pricing
Multiply U.S. Price by the Canadian price factor.
▶ See page 1 for details.

Simple Relaxed Slipcover

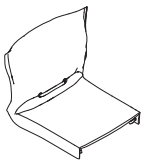

Tip: Chairs, stools, and lounge can be stacked up to four high with or without cushions and slipcovers.

	Standard Includes	Required to Specify
▶ Need help? Product details, page 425	• Slipcover: fabric price group 1 • Webbing: fabric • Shipped ready to assemble	1 Style number 2 Application (see Required Selections) 3 Fabric color number for slipcover 4 Fabric color number for webbing: 5JG0 Black 5JG1 Burgundy 5JG5 Red 5JG7 Green 5JG8 Navy 5 Options, if selected (see below) ▶ See Surface Materials, page 425.

	Required Selections	U.S. Price	Required to Specify
Application	• Chair	No cost	Specify chair application.
	• Stool	No cost	Specify stool application.
	• Lounge	+$ 65	Specify lounge application.

	Options	U.S. Price	Required to Specify
Surface Materials	• Fabric price group 1	No cost	Specify fabric color number.
	• Fabric price group 2	+$ 18	Specify fabric color number.
	• Fabric price group 3	+$ 45	Specify fabric color number.
	• Fabric price group 4	+$ 61	Specify fabric color number.
	• Fabric price group 5	+$ 79	Specify fabric color number.
	• Fabric price group 6	+$ 97	Specify fabric color number.
	• Fabric price group 7	+$113	Specify fabric color number.
	• Fabric price group 8	+$131	Specify fabric color number.
	• Fabric price group 9	+$158	Specify fabric color number.
	• Fabric price group 10	+$202	Specify fabric color number.
	• COM	+$ 61	Specify fabric color number.
Related Products	• Simple Chair		▶ Page 426
	• Simple Stool		▶ Page 427
	• Simple Lounge		▶ Page 428
	• Simple Seat Cushion		▶ Page 429
	• Simple Back Cushion		▶ Page 430
	• Simple Tailored Slipcover		▶ Page 432

Specification Information

Style Number	U.S. Base Price
TSAVNS1	$250

For Canadian Pricing
Multiply U.S. Price by the Canadian price factor.
▶ See page 1 for details.

Simple Tailored Slipcover

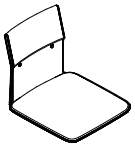

Tip: Chairs, stools, and lounge can be stacked up to four high with or without cushions and slipcovers.

	Standard Includes	Required to Specify
▶ Need help? Product details, page 425	• Slipcover: fabric price group 1 • Shipped ready to assemble	1 Style number 2 Application (see Required Selections) 3 Fabric color number for slipcover 4 Options, if selected (see below) ▶ See Surface Materials, page 425.

	Required Selections	U.S. Price	Required to Specify
Application	• Chair	No cost	Specify chair application.
	• Stool	No cost	Specify stool application.
	• Lounge	+$ 65	Specify lounge application.

	Options	U.S. Price	Required to Specify
Surface Materials	• Fabric price group 1	No cost	Specify fabric color number.
	• Fabric price group 2	+$ 16	Specify fabric color number.
	• Fabric price group 3	+$ 40	Specify fabric color number.
	• Fabric price group 4	+$ 56	Specify fabric color number.
	• Fabric price group 5	+$ 72	Specify fabric color number.
	• Fabric price group 6	+$ 87	Specify fabric color number.
	• Fabric price group 7	+$103	Specify fabric color number.
	• Fabric price group 8	+$119	Specify fabric color number.
	• Fabric price group 9	+$142	Specify fabric color number.
	• Fabric price group 10	+$182	Specify fabric color number.
	• COM	+$ 56	Specify fabric color number.
Related Products	• Simple Chair		▶ Page 426
	• Simple Stool		▶ Page 427
	• Simple Lounge		▶ Page 428
	• Simple Seat Cushion		▶ Page 429
	• Simple Back Cushion		▶ Page 430
	• Simple Relaxed Slipcover		▶ Page 431

Specification Information

Style Number	U.S. Base Price
TSAVNS2	$225

For Canadian Pricing
Multiply U.S. Price by the Canadian price factor.
▶ See page 1 for details.

Understanding and Specifying Jenny Lounge

Lounge Seating

Product Details

Jenny Lounge **434**
Application Guidelines **437**
Dimensions **438**

Specifying

Jenny Lounge **440**

Jenny Lounge

Jenny Lounge products are fully upholstered and have a relaxed appearance. They may show soft comfort wrinkles upon use.
▶ Specifying, page 440

Standard Jenny chairs are available in one arm, Armless, Wood Arms, Corner, Ottoman, Round, and Club.
Tip: There are height differences between Jenny Low and Jenny. Please use caution when mixing Jenny Low chairs with standard Jenny due to the lower height of Jenny Low.

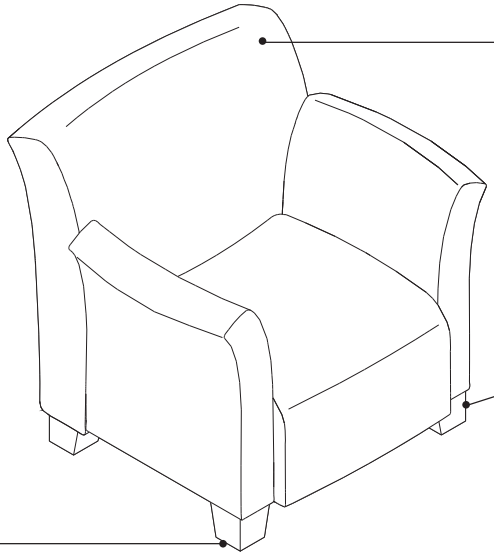

Jenny comes fully assembled.

Legs are standard in black plastic except for Jenny Round which has standard brushed aluminum legs.

Legs have options of wood (square or round), brushed aluminum, and/or with casters.



Round wood legs are solid maple and are available in three finishes.
Tip: Wood legs are natural wood and may have variations in color.

Jenny Low chairs are available in Club and Round. They have an adjusted seat angle, and lowered height to align for work at lounge posture.

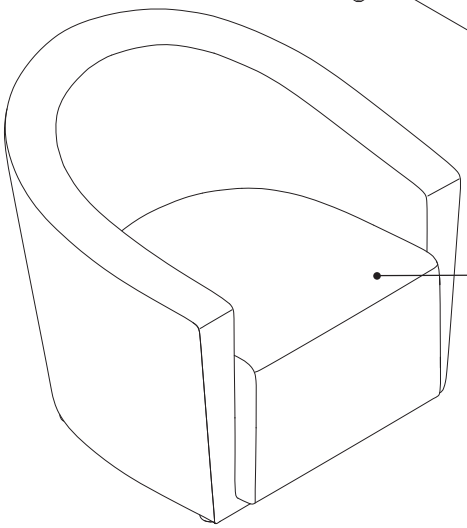

Seat is angled to allow a deeper sit.

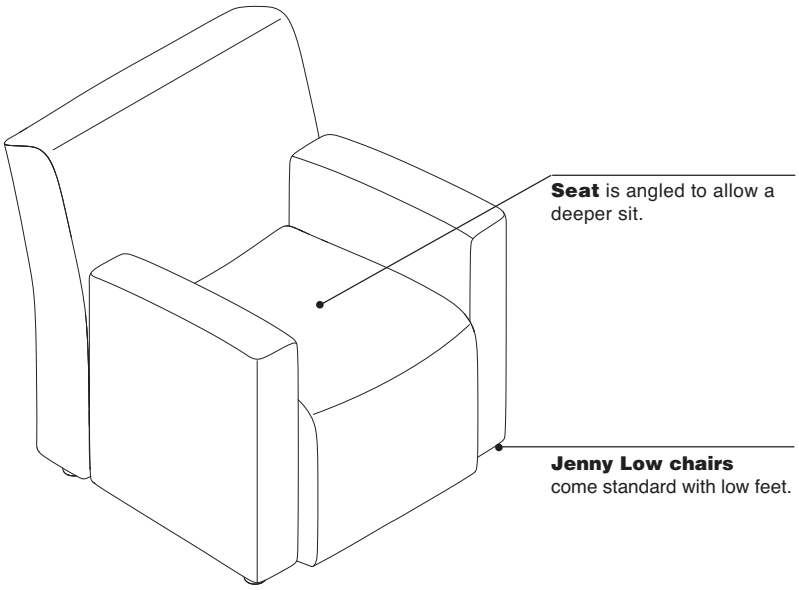

Seat is angled to allow a deeper sit.

Jenny Low chairs come standard with low feet.

Jenny tables are available as a Coffee Table or End Table. Tops of tables are available in Low-Pressure Laminate and High-Pressure Laminate. Sides and bottom of table are only available in Low-Pressure Laminate. Jenny tables ship fully assembled without feet installed. Feet are ready to install.

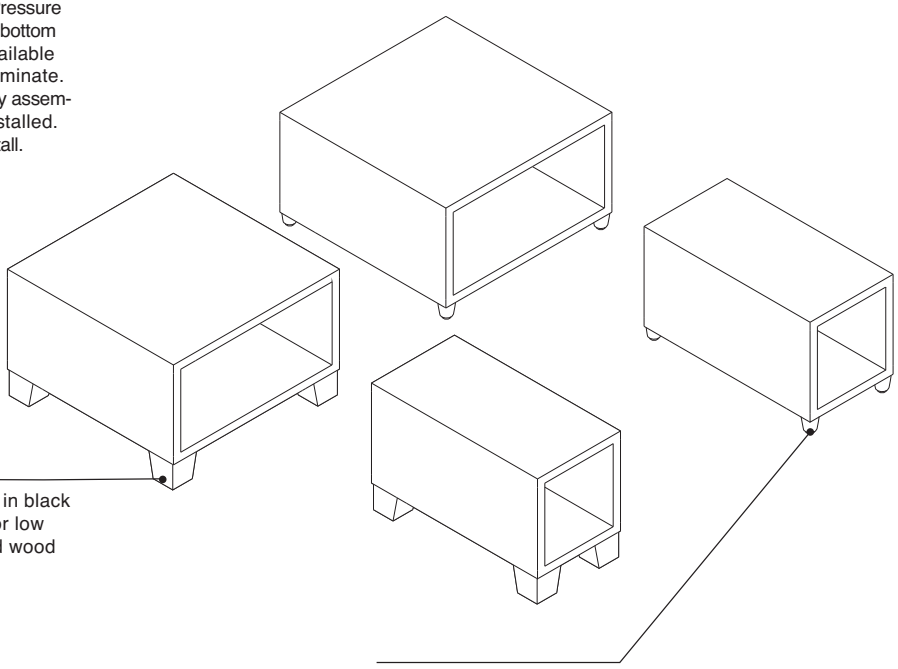

Legs are standard in black and have options for low feet, aluminum, and wood legs.

Round wood legs are solid maple and are available in three finishes.
Tip: Wood legs are natural wood and may have variations in color.

Product Details

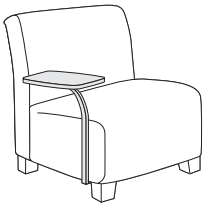

Tablet arm is only available on armless and one arm versions of Jenny.

Jenny tablet is 8 1/2"W x 15 1/2"L and 3/4" thick.

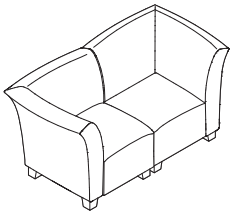

Two Jenny pieces shown as a love seat.

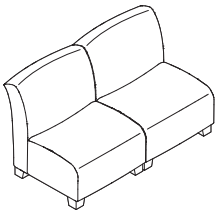

Two Armless Jenny pieces shown as a bench.

Jenny Lounge, continued

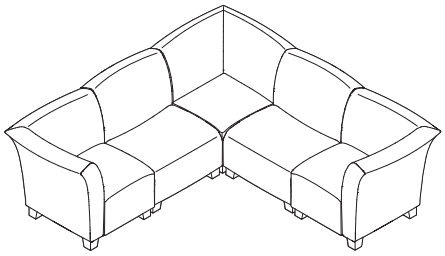

Jenny seating shown as a sectional.

Hard dual-wheel casters are for use on carpet. Use on hard surfaces, including floor mats, will affect chair stability and may result in personal injury.

Brushed aluminum legs are adjustable and have ¾" of height adjustment.

Casters are not retrofittable on style numbers TS31403 or TS31404.

There are height differences between Jenny Low and Jenny. Please use caution when mixing Jenny Low chairs with standard Jenny due to the lower height of Jenny Low.

Club, Club Low, Round, and Round Low have deck stitch detail. The rest of Jenny has welting detail.

Surface Materials

Upholstery and hard components

There may be sheen or texture differences when using Low-Pressure Laminate and High-Pressure Laminate in adjacent applications. Please use caution when mixing and matching different work-surface types.

Leather price group option ships at extended lead times.

Jenny Corner

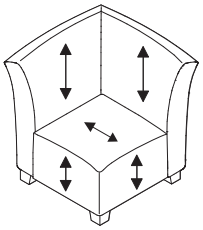

Tip: Standard seat fabric directionality is applied as the diagram above indicates (e.g. TS31406).

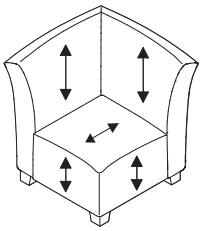

Tip: Reverse seat fabric directionality is applied as the diagram above indicates (e.g. TS31426).

With Wood Arms



Note: On Jenny with Wood Arms, due to natural variations in wood, finished products may vary in color, texture, and grain.

Legs
- Black plastic
- Brushed aluminum

With Square Wood Legs
- 3412 Natural Cherry
- 3522 Clear Maple
- 3762 Dark Walnut

With Round Wood Legs
- V1AC Natural Cherry
- V1AM Clear Maple
- V1EW Dark Walnut

Tip: Finish 3522 Clear Maple and V1AM Clear Maple are a clear coat and therefore natural variations in wood will be visible.

Tip: Wood legs are natural wood and may have variations in color.

Dimensions

▶Page 438

Application Guidelines

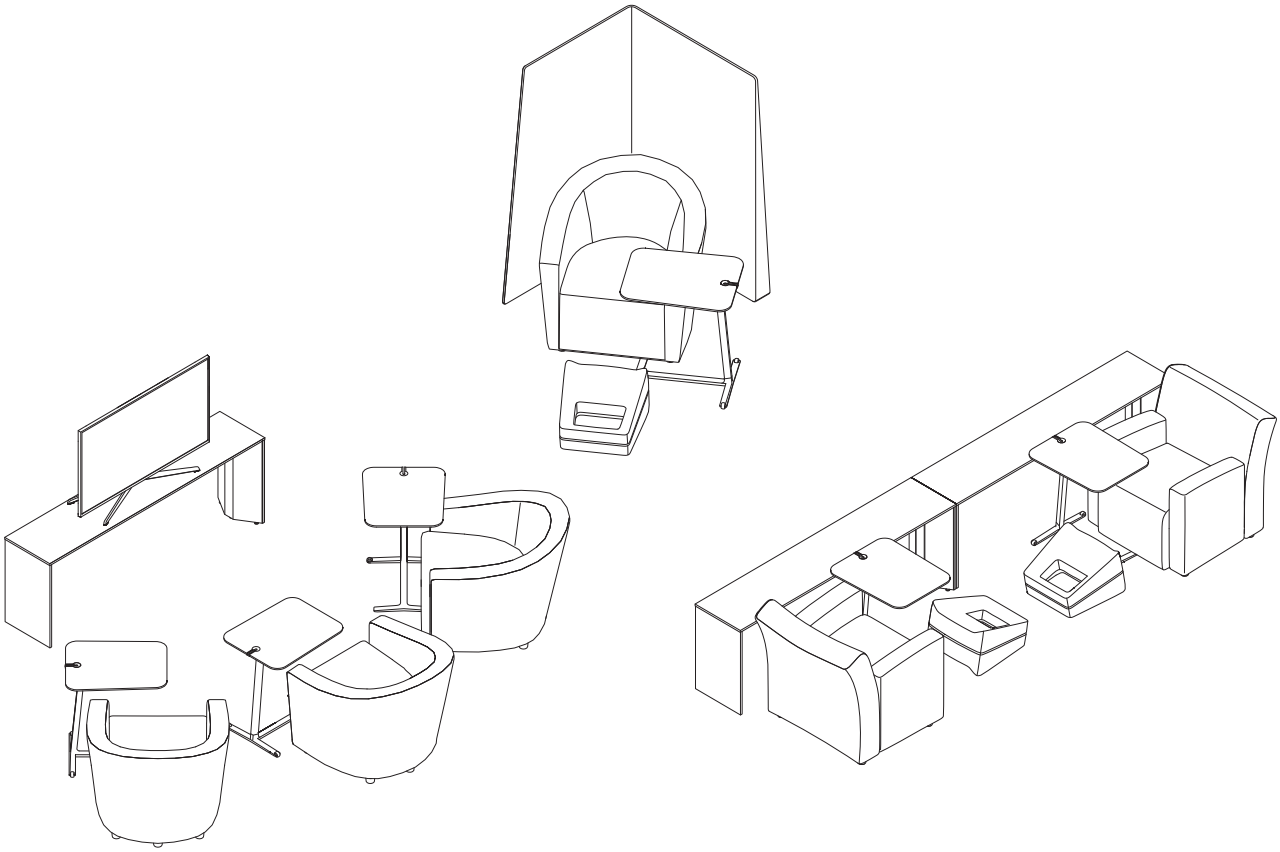

The Campfire Skate Table provides work space and slides easily around the Jenny Low feet and over the arms.



Jenny seating allows many different configurations using armless, left or right arms only, or corner version. Create a love seat, bench, or sectional using Jenny.

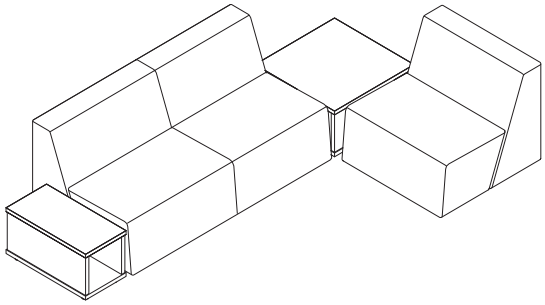

Jenny tables with the optional low foot align well with Campfire lounges.

Dimensions

Jenny Lounge

Features	Overall Depth	Width	Height	Functional Seat Depth	Seat Width	Seat Height from Floor	Back Width	Back Height from Seat	Width Between Arms
Jenny Lounge									
Lounge Seating									
Armless	32 1/2"	28 1/2"	32 1/4"	21"	28 1/2"	16", compressed	28 1/2"	18"	N.A.
Both Arms	32 1/2"	34 1/2"	32 1/4"	21"	19 3/4"	16", compressed	28 1/2"	18"	26"
Right arm or Left arm only	32 1/2"	31 1/2"	32 1/4"	21"	23 1/2"	16", compressed	28 1/2"	18"	N.A.
Corner	32"	32"	32"	20"	20"	N.A.	N.A.	18"	N.A.
Club	32"	31 3/4"	32 1/4"	21"	19"	16", compressed	28"	16"	19 1/2"
Round	32"	30"	31 3/4"	21"	20"	16", compressed	28 1/2"	13"	19 1/2"
Wood Arms	32 1/2"	32 1/2"	32 1/2"	21"	24"	16", compressed	24"	16"	24 1/4"
Ottoman	27 1/2"	28 1/2"	18"	N.A.	N.A.	N.A.	N.A.	N.A.	N.A.
Club Low	32"	31 3/4"	30"	21"	19"	14", compressed	28"	18 1/2"	19 1/2"
Round Low	32"	30"	28"	21"	20"	14", compressed	N.A.	14"	19 1/2"

Arm Rest Width	Arm Rest Length	Arm Height to Floor	Arm Height from Seat	Tablet Width	Tablet Length	Tablet Height to Floor	Tablet Height from Seat
N.A.	N.A.	N.A.	N.A.	9"	16"	24 1/2"	6 3/4"
4"	19 3/4"	26"	9 1/2"	N.A.	N.A.	N.A.	N.A.
4"	19 3/4"	26"	9 1/2"	9"	16"	24 1/2"	6 3/4"
N.A.	N.A.	N.A.	N.A.	N.A.	N.A.	N.A.	N.A.
4 1/2"	19 3/4"	26"	7 3/4"	N.A.	N.A.	N.A.	N.A.
4 1/2"	N.A.	25"	9 1/2"	N.A.	N.A.	N.A.	N.A.
3 1/2"	24"	26"	9"	N.A.	N.A.	N.A.	N.A.
N.A.	N.A.	N.A.	N.A.	N.A.	N.A.	N.A.	N.A.
4 1/2"	N.A.	22"	9 1/2"	N.A.	N.A.	N.A.	N.A.
4 1/2"	N.A.	22"	9 1/2"	N.A.	N.A.	N.A.	N.A.

Jenny Lounge

Armless



▶ Need help? Product details, page 434

Standard Includes	Required to Specify
• Fully upholstered lounge chair: fabric price group 1 • Tablet arm, if selected: Low-Pressure Laminate (LPL), or High-Pressure Laminate (HPL) price group 1 • 3 mm edge band for tablet arm, if selected: plastic • Hard dual-wheel casters or legs with glides: black plastic • Shipped fully assembled, some legs are field installed *Tablet arm is shipped ready to assemble.* • Meets Cal. 117 requirements	1 Style number 2 Fabric color number for upholstery 3 Low-Pressure Laminate or High-Pressure Laminate color number for tablet arm, if selected 4 Plastic edge band color number for tablet arm, if selected 5 Options, if selected (see below) ▶ See *Surface Materials,* page 477.

Tip: Tablet arm can be installed on either side.

Tip: Jenny Lounge chairs are available with multiple fabrics.
▶ See at right to specify.

Tip: When specifying multiple COM fabrics, indicate all surfaces where COM applies. Example: TS31401M with Designtex 1234 on seat, Designtex 5678 on inner back, and Designtex 9012 on outer back.

*Tip: When specifying multiple fabrics and leather, specify suffix **M** before suffix **L**. Example: TS31401ML becomes TS31401CML*

	Options	U.S. Price	Required to Specify
Surface Materials	**Single upholstery fabric**		
	• Fabric price group 1	No cost	Specify fabric color number.
	• Fabric price group 2	+$ 35	Specify fabric color number.
	• Fabric price group 3	+$ 79	Specify fabric color number.
	• Fabric price group 4	+$ 109	Specify fabric color number.
	• Fabric price group 5	+$ 142	Specify fabric color number.
	• Fabric price group 6	+$ 177	Specify fabric color number.
	• Fabric price group 7	+$ 209	Specify fabric color number.
	• Fabric price group 8	+$ 264	Specify fabric color number.
	• Fabric price group 9	+$ 331	Specify fabric color number.
	• Fabric price group 10	+$ 374	Specify fabric color number.
	• Leather price group	+$2266	Add suffix **L** to style number and specify leather color number.
	• Vinyl	+$ 35	Specify vinyl color number.
	• Customer's Own Material (COM)	+$ 42	▶ See *Understanding Customer's Own Material (COM),* page 610.
	• Customer's Own Leather (COL)	+$ 42	Add suffix **L** to style number and specify leather color number.
	Multiple upholstery fabrics		
	• Two or more fabrics on different chair components	+$ 75	Add suffix **M** to lounge chair style number and select fabric color number for: ❶ Seat ❷ Inner back ❸ Outer back *Example: TS31401M with 5G61 on seat, 5F15 on inner back, and 5G51 on outer back.*
	▶ See below and at right.		
	❶ **Fabric on seat**		
	• Fabric price group 1	No cost	Specify fabric color number.
	• Fabric price group 2	+$ 12	Specify fabric color number.
	• Fabric price group 3	+$ 37	Specify fabric color number.
	• Fabric price group 4	+$ 49	Specify fabric color number.
	• Fabric price group 5	+$ 65	Specify fabric color number.
	• Fabric price group 6	+$ 80	Specify fabric color number.
	• Fabric price group 7	+$ 96	Specify fabric color number.
	• Fabric price group 8	+$ 122	Specify fabric color number.
	• Fabric price group 9	+$ 149	Specify fabric color number.
	• Fabric price group 10	+$ 172	Specify fabric color number.
	• Leather price group	+$1103	Add suffix **L** to style number and specify leather color number.
	• Vinyl	+$ 12	Specify vinyl color number.
	• Customer's Own Material (COM)	+$ 21	▶ See *Understanding Customer's Own Material (COM),* page 610.
	• Customer's Own Leather (COL)	+$ 21	Add suffix **L** to style number and specify leather color number.

▶ Detailed dimensions, page 438

For Canadian Pricing
Multiply U.S. Price by the Canadian price factor.
▶ See page 1 for details.

▶ **Options, continued on next page**

▶**Options, continued from previous page**

	Options	U.S. Price	Required to Specify
Surface Materials (continued)	❷ **Fabric on inner back**		
	• Fabric price group 1	No cost	Specify fabric color number.
	• Fabric price group 2	+$ 8	Specify fabric color number.
	• Fabric price group 3	+$ 27	Specify fabric color number.
	• Fabric price group 4	+$ 35	Specify fabric color number.
	• Fabric price group 5	+$ 46	Specify fabric color number.
	• Fabric price group 6	+$ 54	Specify fabric color number.
	• Fabric price group 7	+$ 67	Specify fabric color number.
	• Fabric price group 8	+$ 82	Specify fabric color number.
	• Fabric price group 9	+$103	Specify fabric color number.
	• Fabric price group 10	+$120	Specify fabric color number.
	• Leather price group	+$507	Add suffix **L** to style number and specify leather color number.
	• Vinyl	+$ 8	Specify vinyl color number.
	• Customer's Own Material (COM)	+$ 21	▶See *Understanding Customer's Own Material (COM),* page 610.
	• Customer's Own Leather (COL)	+$ 21	Add suffix **L** to style number and specify leather color number.
	❸ **Fabric on outer back**		
	• Fabric price group 1	No cost	Specify fabric color number.
	• Fabric price group 2	+$ 6	Specify fabric color number.
	• Fabric price group 3	+$ 16	Specify fabric color number.
	• Fabric price group 4	+$ 28	Specify fabric color number.
	• Fabric price group 5	+$ 34	Specify fabric color number.
	• Fabric price group 6	+$ 42	Specify fabric color number.
	• Fabric price group 7	+$ 49	Specify fabric color number.
	• Fabric price group 8	+$ 61	Specify fabric color number.
	• Fabric price group 9	+$ 78	Specify fabric color number.
	• Fabric price group 10	+$ 87	Specify fabric color number.
	• Leather price group	+$703	Add suffix **L** to style number and specify leather color number.
	• Vinyl	+$ 6	Specify vinyl color number.
	• Customer's Own Material (COM)	+$ 21	▶See *Understanding Customer's Own Material (COM),* page 610.
	• Customer's Own Leather (COL)	+$ 21	Add suffix **L** to style number and specify leather color number.
	Tablet arm		
	• Low-Pressure Laminate	No cost	Specify Low-Pressure Laminate color number.
	• High-Pressure Laminate price group 1	No cost	Specify High-Pressure Laminate color number.
	• High-Pressure Laminate price group 2	See information at left	Specify High-Pressure Laminate color number.
	• Open Line laminate	+$ 77 plus cost of laminate	▶See *Surface Materials Reference Manual.*
	Legs		
	• Brushed aluminum legs	+$127	Specify *with brushed aluminum legs.*
	• Solid square wood legs	+$170	Specify *with solid square wood legs* and select 3412 Natural Cherry, 3522 Clear Maple, or 3762 Dark Walnut.
	• Solid round wood legs	+$178	Specify *with solid round wood legs* and select V1AC Natural Cherry, V1AM Clear Maple, or V1EW Dark Walnut.
Related Products	• Ganging kit		▶Page 461

For laminate group 2 and 3 pricing, *please refer to the electronic catalog or SmartTools.*

Tip: Brushed aluminum legs are adjustable and have ¾" of height adjustment.

Tip: Wood legs are natural wood and may show variations in grain and color.

▶**Specification Information, on next page**

For Canadian Pricing
Multiply U.S. Price by the Canadian price factor.
▶See page 1 for details.

Jenny Lounge, continued

Glides

Casters

Glides

Casters

▶ **Options, on previous page**

Specification Information

Style Number LPL	U.S. Base Price	Style Number HPL	U.S Base Price	Style Number LPL	U.S. Base Price	Style Number HPL	U.S Base Price
With Glides				**With Two Casters and Two Glides**			
TS31401	$1307	N.A.	N.A.	**TS31401C**	$1359	N.A.	N.A.
With Tablet Arm with 180° Swivel				**With Tablet Arm with 180° Swivel**			
TS31401T	$1606	**TS31401H**	$1647	**TS31401CT**	$1658	**TS31401CH**	$1699

▶ Detailed dimensions, page 438

For Canadian Pricing
Multiply U.S. Price by the Canadian price factor.
▶ See page 1 for details.

Jenny Lounge, continued

With Arms



Tip: Jenny Lounge chairs are available with multiple fabrics.
▶ See at right to specify.

Tip: When specifying multiple COM fabrics, indicate all surfaces where COM applies. Example: TS31402M with Designtex 1234 on seat, Designtex 5678 on inner back, Designtex 9012 on outer back, and Designtex 9012 on arms.

*Tip: When specifying multiple fabrics and leather, specify suffix **M** before suffix **L**. Example: TS31402ML becomes TS31402CML*

▶ Detailed dimensions, page 438

	Standard Includes	Required to Specify
▶ Need help? Product details, page 434	• Fully upholstered lounge chair with arms: fabric price group 1 • Hard dual-wheel casters or legs with glides: black plastic • Shipped fully assembled, some legs are field installed • Meets Cal. 117 requirements	1 Style number 2 Fabric color number for upholstery 3 Options, if selected (see below) ▶ See *Surface Materials,* page 477.

	Options	U.S. Price	Required to Specify
Surface Materials	**Single upholstery fabric**		
	• Fabric price group 1	No cost	Specify fabric color number.
	• Fabric price group 2	+$ 52	Specify fabric color number.
	• Fabric price group 3	+$ 124	Specify fabric color number.
	• Fabric price group 4	+$ 174	Specify fabric color number.
	• Fabric price group 5	+$ 227	Specify fabric color number.
	• Fabric price group 6	+$ 274	Specify fabric color number.
	• Fabric price group 7	+$ 328	Specify fabric color number.
	• Fabric price group 8	+$ 414	Specify fabric color number.
	• Fabric price group 9	+$ 516	Specify fabric color number.
	• Fabric price group 10	+$ 586	Specify fabric color number.
	• Leather price group	+$3502	Add suffix **L** to style number and specify leather color number.
	• Vinyl	+$ 52	Specify vinyl color number.
	• Customer's Own Material (COM)	+$ 42	▶ See *Understanding Customer's Own Material (COM),* page 610.
	• Customer's Own Leather (COL)	+$ 42	Add suffix **L** to style number and specify leather color number.
	Multiple upholstery fabrics		
	• Two or more fabrics on different chair components ▶ See below and at right.	+$ 75	Add suffix **M** to lounge chair style number and select fabric color number for: ❶Seat ❷Inner back ❸Outer back ❹Arms *Example: TS31402M with 5G61 on seat, 5F15 on inner back, 5G51 on outer back, and 5F03 on arms.*
	❶Fabric on seat		
	• Fabric price group 1	No cost	Specify fabric color number.
	• Fabric price group 2	+$ 12	Specify fabric color number.
	• Fabric price group 3	+$ 37	Specify fabric color number.
	• Fabric price group 4	+$ 49	Specify fabric color number.
	• Fabric price group 5	+$ 65	Specify fabric color number.
	• Fabric price group 6	+$ 80	Specify fabric color number.
	• Fabric price group 7	+$ 96	Specify fabric color number.
	• Fabric price group 8	+$ 122	Specify fabric color number.
	• Fabric price group 9	+$ 149	Specify fabric color number.
	• Fabric price group 10	+$ 172	Specify fabric color number.
	• Leather price group	+$ 999	Add suffix **L** to style number and specify leather color number.
	• Vinyl	+$ 12	Specify vinyl color number.
	• Customer's Own Material (COM)	+$ 21	▶ See *Understanding Customer's Own Material (COM),* page 610.
	• Customer's Own Leather (COL)	+$ 21	Add suffix **L** to style number and specify leather color number.

▶ **Options, continued on next page**

For Canadian Pricing
Multiply U.S. Price by the Canadian price factor.
▶ See page 1 for details.

▶**Options, continued from previous page**

	Options	U.S. Price	Required to Specify
Surface Materials, continued	❷ **Fabric on inner back**		
	• Fabric price group 1	No cost	Specify fabric color number.
	• Fabric price group 2	+$ 8	Specify fabric color number.
	• Fabric price group 3	+$ 27	Specify fabric color number.
	• Fabric price group 4	+$ 35	Specify fabric color number.
	• Fabric price group 5	+$ 46	Specify fabric color number.
	• Fabric price group 6	+$ 54	Specify fabric color number.
	• Fabric price group 7	+$ 67	Specify fabric color number.
	• Fabric price group 8	+$ 82	Specify fabric color number.
	• Fabric price group 9	+$ 103	Specify fabric color number.
	• Fabric price group 10	+$ 120	Specify fabric color number.
	• Leather price group	+$ 507	Add suffix **L** to style number and specify leather color number.
	• Vinyl	+$ 8	Specify vinyl color number.
	• Customer's Own Material (COM)	+$ 21	▶See *Understanding Customer's Own Material (COM),* page 610.
	• Customer's Own Leather (COL)	+$ 21	Add suffix **L** to style number and specify leather color number.
	❸ **Fabric on outer back**		
	• Fabric price group 1	No cost	Specify fabric color number.
	• Fabric price group 2	+$ 6	Specify fabric color number.
	• Fabric price group 3	+$ 16	Specify fabric color number.
	• Fabric price group 4	+$ 28	Specify fabric color number.
	• Fabric price group 5	+$ 34	Specify fabric color number.
	• Fabric price group 6	+$ 42	Specify fabric color number.
	• Fabric price group 7	+$ 49	Specify fabric color number.
	• Fabric price group 8	+$ 61	Specify fabric color number.
	• Fabric price group 9	+$ 78	Specify fabric color number.
	• Fabric price group 10	+$ 87	Specify fabric color number.
	• Leather price group	+$ 703	Add suffix **L** to style number and specify leather color number.
	• Vinyl	+$ 6	Specify vinyl color number.
	• Customer's Own Material (COM)	+$ 21	▶See *Understanding Customer's Own Material (COM),* page 610.
	• Customer's Own Leather (COL)	+$ 21	Add suffix **L** to style number and specify leather color number.
	❹ **Fabric on arms**		
	• Fabric price group 1	No cost	Specify fabric color number.
	• Fabric price group 2	+$ 17	Specify fabric color number.
	• Fabric price group 3	+$ 45	Specify fabric color number.
	• Fabric price group 4	+$ 61	Specify fabric color number.
	• Fabric price group 5	+$ 81	Specify fabric color number.
	• Fabric price group 6	+$ 99	Specify fabric color number.
	• Fabric price group 7	+$ 121	Specify fabric color number.
	• Fabric price group 8	+$ 148	Specify fabric color number.
	• Fabric price group 9	+$ 187	Specify fabric color number.
	• Fabric price group 10	+$ 210	Specify fabric color number.
	• Leather price group	+$1339	Add suffix **L** to style number and specify leather color number.
	• Vinyl	+$ 17	Specify vinyl color number.
	• Customer's Own Material (COM)	+$ 21	▶See *Understanding Customer's Own Material (COM),* page 610.
	• Customer's Own Leather (COL)	+$ 21	Add suffix **L** to style number and specify leather color number.
	Tablet arm		
	• Low-Pressure Laminate	No cost	Specify Low-Pressure Laminate color number.
	• High-Pressure Laminate price group 1	No cost	Specify High-Pressure Laminate color number.
	• High-Pressure Laminate price group 2	See information at left	Specify High-Pressure Laminate color number.
	• Open Line laminate	+$ 77 plus cost of laminate	▶See *Surface Materials Reference Manual.*

For laminate group 2 and 3 pricing, *please refer to the electronic catalog or SmartTools.*

▶**Options, continued on next page**

Jenny Lounge, continued

Tip: Brushed aluminum legs are adjustable and have ¾" of height adjustment.

Tip: Wood legs are natural wood and may show variations in grain and color.

▶**Options, continued from previous page**

	Options	U.S. Price	Required to Specify
Surface Materials, continued	**Legs**		
	• Brushed aluminum legs	+$127	Specify *with brushed aluminum legs.*
	• Solid square wood legs	+$170	Specify *with solid square wood legs* and select 3412 Natural Cherry, 3522 Clear Maple, or 3762 Dark Walnut.
	• Solid round wood legs	+$178	Specify *with solid round wood legs* and select V1AC Natural Cherry, V1AM Clear Maple, or V1EW Dark Walnut.

Specification Information

Style Number	U.S. Base Price	Style Number	U.S Base Price
With Glides		**With Two Casters and Two Glides**	
TS31402	$1463	**TS31402C**	$1515

Glides

Casters

For Canadian Pricing
Multiply U.S. Price by the Canadian price factor.
▶ See page 1 for details.

Jenny Lounge, continued

With Arm Left or Right



	Standard Includes	Required to Specify
▶Need help? Product details, page 434	• Fully upholstered lounge chair with arm left or right: fabric price group 1 • Tablet arm, if selected: Low-Pressure Laminate (LPL), or High-Pressure Laminate (HPL) price group 1 • 3 mm edge band for tablet arm, if selected: plastic • Hard dual-wheel casters or legs with glides: black plastic • Shipped fully assembled, some legs are field installed *Tablet arm is shipped ready to assemble.* • Meets Cal. 117 requirements	1 Style number 2 Fabric color number for upholstery 3 Low-Pressure Laminate or High-Pressure Laminate color number for tablet arm, if selected 4 Plastic edge band color number for tablet arm, if selected 5 Options, if selected (see below) ▶See *Surface Materials,* page 477.

Tip: Jenny Lounge chairs are available with multiple fabrics.
▶See at right to specify.

Tip: When specifying multiple COM fabrics, indicate all surfaces where COM applies.
Example: TS31403M with Designtex 1234 on seat, Designtex 5678 on inner back, Designtex 9012 on outer back, and Designtex 9012 on arm.

*Tip: When specifying multiple fabrics and leather, specify suffix **M** before suffix **L**.*
Example: TS31403L becomes TS31403ML

	Options	U.S. Price	Required to Specify
Surface Materials	**Single upholstery fabric**		
	• Fabric price group 1	No cost	Specify fabric color number.
	• Fabric price group 2	+$ 43	Specify fabric color number.
	• Fabric price group 3	+$ 100	Specify fabric color number.
	• Fabric price group 4	+$ 141	Specify fabric color number.
	• Fabric price group 5	+$ 185	Specify fabric color number.
	• Fabric price group 6	+$ 228	Specify fabric color number.
	• Fabric price group 7	+$ 269	Specify fabric color number.
	• Fabric price group 8	+$ 337	Specify fabric color number.
	• Fabric price group 9	+$ 424	Specify fabric color number.
	• Fabric price group 10	+$ 479	Specify fabric color number.
	• Leather price group	+$2916	Add suffix **L** to style number and specify leather color number.
	• Vinyl	+$ 43	Specify vinyl color number.
	• Customer's Own Material (COM)	+$ 42	▶See *Understanding Customer's Own Material (COM),* page 610.
	• Customer's Own Leather (COL)	+$ 42	Add suffix **L** to style number and specify leather color number.
	Multiple upholstery fabrics		
	• Two or more fabrics on different chair components ▶See below and at right.	+$ 75	Add suffix **M** to lounge chair style number and select fabric color number for: ❶ Seat ❷ Inner back ❸ Outer back ❹ Arm *Example: TS31403M with 5G61 on seat, 5F15 on inner back, 5G51 on outer back, and 5F03 on arm.*
	❶ **Fabric on seat**		
	• Fabric price group 1	No cost	Specify fabric color number.
	• Fabric price group 2	+$ 12	Specify fabric color number.
	• Fabric price group 3	+$ 37	Specify fabric color number.
	• Fabric price group 4	+$ 49	Specify fabric color number.
	• Fabric price group 5	+$ 65	Specify fabric color number.
	• Fabric price group 6	+$ 80	Specify fabric color number.
	• Fabric price group 7	+$ 96	Specify fabric color number.
	• Fabric price group 8	+$ 122	Specify fabric color number.
	• Fabric price group 9	+$ 149	Specify fabric color number.
	• Fabric price group 10	+$ 172	Specify fabric color number.
	• Leather price group	+$1082	Add suffix **L** to style number and specify leather color number.
	• Vinyl	+$ 12	Specify vinyl color number.
	• Customer's Own Material (COM)	+$ 21	▶See *Understanding Customer's Own Material (COM),* page 610.
	• Customer's Own Leather (COL)	+$ 21	Add suffix **L** to style number and specify leather color number.

▶Detailed dimensions, page 438

For Canadian Pricing
Multiply U.S. Price by the Canadian price factor.
▶See page 1 for details.

▶**Options, continued on next page**

▶**Options, continued from previous page**

	Options	U.S. Price	Required to Specify
Surface Materials, continued	❷ **Fabric on inner back**		
	• Fabric price group 1	No cost	Specify fabric color number.
	• Fabric price group 2	+$ 8	Specify fabric color number.
	• Fabric price group 3	+$ 27	Specify fabric color number.
	• Fabric price group 4	+$ 35	Specify fabric color number.
	• Fabric price group 5	+$ 46	Specify fabric color number.
	• Fabric price group 6	+$ 54	Specify fabric color number.
	• Fabric price group 7	+$ 67	Specify fabric color number.
	• Fabric price group 8	+$ 82	Specify fabric color number.
	• Fabric price group 9	+$103	Specify fabric color number.
	• Fabric price group 10	+$120	Specify fabric color number.
	• Leather price group	+$507	Add suffix **L** to style number and specify leather color number.
	• Vinyl	+$ 8	Specify vinyl color number.
	• Customer's Own Material (COM)	+$ 21	▶ See *Understanding Customer's Own Material (COM),* page 610.
	• Customer's Own Leather (COL)	+$ 21	Add suffix **L** to style number and specify leather color number.
	❸ **Fabric on outer back**		
	• Fabric price group 1	No cost	Specify fabric color number.
	• Fabric price group 2	+$ 6	Specify fabric color number.
	• Fabric price group 3	+$ 16	Specify fabric color number.
	• Fabric price group 4	+$ 28	Specify fabric color number.
	• Fabric price group 5	+$ 34	Specify fabric color number.
	• Fabric price group 6	+$ 42	Specify fabric color number.
	• Fabric price group 7	+$ 49	Specify fabric color number.
	• Fabric price group 8	+$ 61	Specify fabric color number.
	• Fabric price group 9	+$ 78	Specify fabric color number.
	• Fabric price group 10	+$ 87	Specify fabric color number.
	• Leather price group	+$703	Add suffix **L** to style number and specify leather color number.
	• Vinyl	+$ 6	Specify vinyl color number.
	• Customer's Own Material (COM)	+$ 21	▶ See *Understanding Customer's Own Material (COM),* page 610.
	• Customer's Own Leather (COL)	+$ 21	Add suffix **L** to style number and specify leather color number.
	❹ **Fabric on arm**		
	• Fabric price group 1	No cost	Specify fabric color number.
	• Fabric price group 2	+$ 7	Specify fabric color number.
	• Fabric price group 3	+$ 26	Specify fabric color number.
	• Fabric price group 4	+$ 34	Specify fabric color number.
	• Fabric price group 5	+$ 43	Specify fabric color number.
	• Fabric price group 6	+$ 52	Specify fabric color number.
	• Fabric price group 7	+$ 61	Specify fabric color number.
	• Fabric price group 8	+$ 79	Specify fabric color number.
	• Fabric price group 9	+$ 98	Specify fabric color number.
	• Fabric price group 10	+$109	Specify fabric color number.
	• Leather price group	+$669	Add suffix **L** to style number and specify leather color number.
	• Vinyl	+$ 7	Specify vinyl color number.
	• Customer's Own Material (COM)	+$ 21	▶ See *Understanding Customer's Own Material (COM),* page 610.
	• Customer's Own Leather (COL)	+$ 21	Add suffix **L** to style number and specify leather color number.
	Tablet arm		
	• Low-Pressure Laminate	No cost	Specify Low-Pressure Laminate color number.
	• High-Pressure Laminate price group 1	No cost	Specify High-Pressure Laminate color number.
	• High-Pressure Laminate price group 2	See information at left	Specify High-Pressure Laminate color number.
	• Open Line laminate	+$ 77 plus cost of laminate	▶ See *Surface Materials Reference Manual.*

For laminate group 2 and 3 pricing, *please refer to the electronic catalog or SmartTools.*

▶**Options, continued on next page**

Jenny Lounge, continued

▶ **Options, continued from previous page**

	Options	U.S. Price	Required to Specify
Surface Materials, continued	**Legs**		
	• Brushed aluminum legs	+$127	Specify *with brushed aluminum legs.*
	• Solid square wood legs	+$170	Specify *with solid square wood legs* and select 3412 Natural Cherry, 3522 Clear Maple, or 3762 Dark Walnut.
	• Solid round wood legs	+$178	Specify *with solid round wood legs* and select V1AC Natural Cherry, V1AM Clear Maple, or V1EW Dark Walnut.
Related Products	• Ganging kit		▶ Page 461

Tip: Brushed aluminum legs are adjustable and have 3/4" of height adjustment.

Tip: Wood legs are natural wood and may show variations in grain and color.

Specification Information

• Style Number LPL	• U.S. Base Price	• Style Number HPL	• U.S Base Price	• Style Number LPL	• U.S. Base Price	• Style Number HPL	• U.S Base Price
With Glides				**With Two Casters and Two Glides**			
Arm Right				**Arm Right**			
TS31403	$1383	N.A.	N.A.	**TS31403C**	$1435	N.A.	N.A.
Arm Right with Tablet Arm with 180° Swivel				**Arm Right with Tablet Arm with 180° Swivel**			
TS31403T	$1682	**TS31403H**	$1723	**TS31403CT**	$1734	**TS31403CH**	$1775
Arm Left				**Arm Left**			
TS31404	$1383	N.A.	N.A.	**TS31404C**	$1435	N.A.	N.A.
Arm Left with Tablet Arm with 180° Swivel				**Arm Left with Tablet Arm with 180° Swivel**			
TS31404T	$1682	**TS31404H**	$1723	**TS31404CT**	$1734	**TS31404CH**	$1775

Glides

Casters

Tip: Casters are not retrofittable on style number TS31403.

Glides

Casters

Glides

Casters

Tip: Casters are not retrofittable on style number TS31404.

Glides

Casters

Tip: Tablet is 8 1/2"W x 15 1/2"L and 3/4" thick.

For Canadian Pricing
Multiply U.S. Price by the Canadian price factor.
▶ See page 1 for details.

Jenny Lounge, continued

Corner

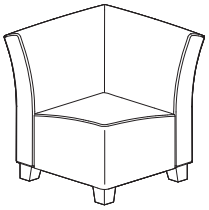

Tip: Jenny Lounge chairs are available with multiple fabrics.
▶ See at right to specify.

Tip: When specifying multiple COM fabrics, indicate all surfaces where COM applies. Example: TS31406M with Designtex 1234 on seat, Designtex 5678 on inner back, and Designtex 9012 on outer back.

*Tip: When specifying multiple fabrics and leather, specify suffix **M** before suffix **L**. Example: TS31406L becomes TS31406ML*

▶ Detailed dimensions, page 438

	Standard Includes	Required to Specify
▶ Need help? Product details, page 434	• Fully upholstered lounge chair: fabric price group 1 • Hard dual-wheel casters or legs with glides: black plastic • Shipped fully assembled, some legs are field installed • Meets Cal. 117 requirements	1 Style number 2 Fabric color number for upholstery 3 Options, if selected (see below) ▶ See *Surface Materials,* page 477.

	Options	U.S. Price	Required to Specify
Surface Materials	**Single upholstery fabric**		
	• Fabric price group 1	No cost	Specify fabric color number.
	• Fabric price group 2	+$ 35	Specify fabric color number.
	• Fabric price group 3	+$ 79	Specify fabric color number.
	• Fabric price group 4	+$ 109	Specify fabric color number.
	• Fabric price group 5	+$ 142	Specify fabric color number.
	• Fabric price group 6	+$ 177	Specify fabric color number.
	• Fabric price group 7	+$ 209	Specify fabric color number.
	• Fabric price group 8	+$ 264	Specify fabric color number.
	• Fabric price group 9	+$ 331	Specify fabric color number.
	• Fabric price group 10	+$ 374	Specify fabric color number.
	• Leather price group	+$2266	Add suffix **L** to style number and specify leather color number.
	• Vinyl	+$ 35	Specify vinyl color number.
	• Customer's Own Material (COM)	+$ 42	▶ See *Understanding Customer's Own Material (COM),* page 610.
	• Customer's Own Leather (COL)	+$ 42	Add suffix **L** to style number and specify leather color number.
	Multiple upholstery fabrics		
	• Two or more fabrics on different chair components ▶ See below and at right.	+$ 75	Add suffix **M** to lounge chair style number and select fabric color number for: ❶ Seat ❷ Inner back ❸ Outer back *Example: TS31406M with 5G61 on seat, 5F15 on inner back, and 5G51 on outer back.*
	❶ **Fabric on seat**		
	• Fabric price group 1	No cost	Specify fabric color number.
	• Fabric price group 2	+$ 12	Specify fabric color number.
	• Fabric price group 3	+$ 37	Specify fabric color number.
	• Fabric price group 4	+$ 49	Specify fabric color number.
	• Fabric price group 5	+$ 65	Specify fabric color number.
	• Fabric price group 6	+$ 80	Specify fabric color number.
	• Fabric price group 7	+$ 96	Specify fabric color number.
	• Fabric price group 8	+$ 122	Specify fabric color number.
	• Fabric price group 9	+$ 149	Specify fabric color number.
	• Fabric price group 10	+$ 172	Specify fabric color number.
	• Leather price group	+$1103	Add suffix **L** to style number and specify leather color number.
	• Vinyl	+$ 12	Specify vinyl color number.
	• Customer's Own Material (COM)	+$ 21	▶ See *Understanding Customer's Own Material (COM),* page 610.
	• Customer's Own Leather (COL)	+$ 21	Add suffix **L** to style number and specify leather color number.

▶ **Options, continued on next page**

For Canadian Pricing
Multiply U.S. Price by the Canadian price factor.
▶ See page 1 for details.

▶**Options, continued from previous page**

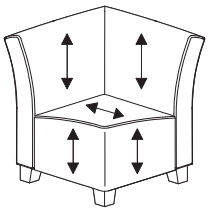

Tip: Standard seat fabric directionality is applied as the diagram above indicates (ex. TS31406).

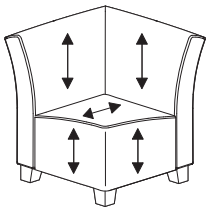

Tip: Reverse seat fabric directionality is applied as the diagram above indicates (ex. TS31426).

Tip: Brushed aluminum legs are adjustable and have ¾" of height adjustment.

Tip: Wood legs are natural wood and may show variations in grain and color.

	Options	U.S. Price	Required to Specify
Surface Materials, continued	**❷ Fabric on inner back**		
	• Fabric price group 1	No cost	Specify fabric color number.
	• Fabric price group 2	+$ 8	Specify fabric color number.
	• Fabric price group 3	+$ 27	Specify fabric color number.
	• Fabric price group 4	+$ 35	Specify fabric color number.
	• Fabric price group 5	+$ 46	Specify fabric color number.
	• Fabric price group 6	+$ 54	Specify fabric color number.
	• Fabric price group 7	+$ 67	Specify fabric color number.
	• Fabric price group 8	+$ 82	Specify fabric color number.
	• Fabric price group 9	+$103	Specify fabric color number.
	• Fabric price group 10	+$120	Specify fabric color number.
	• Leather price group	+$507	Add suffix **L** to style number and specify leather color number.
	• Vinyl	+$ 8	Specify vinyl color number.
	• Customer's Own Material (COM)	+$ 21	▶See *Understanding Customer's Own Material (COM),* page 610.
	• Customer's Own Leather (COL)	+$ 21	Add suffix **L** to style number and specify leather color number.
	❸ Fabric on outer back		
	• Fabric price group 1	No cost	Specify fabric color number.
	• Fabric price group 2	+$ 6	Specify fabric color number.
	• Fabric price group 3	+$ 16	Specify fabric color number.
	• Fabric price group 4	+$ 28	Specify fabric color number.
	• Fabric price group 5	+$ 34	Specify fabric color number.
	• Fabric price group 6	+$ 42	Specify fabric color number.
	• Fabric price group 7	+$ 49	Specify fabric color number.
	• Fabric price group 8	+$ 61	Specify fabric color number.
	• Fabric price group 9	+$ 78	Specify fabric color number.
	• Fabric price group 10	+$ 87	Specify fabric color number.
	• Leather price group	+$703	Add suffix **L** to style number and specify leather color number.
	• Vinyl	+$ 6	Specify vinyl color number.
	• Customer's Own Material (COM)	+$ 21	▶See *Understanding Customer's Own Material (COM),* page 610.
	• Customer's Own Leather (COL)	+$ 21	Add suffix **L** to style number and specify leather color number.
	Legs		
	• Brushed aluminum legs	+$127	Specify *with brushed aluminum legs.*
	• Solid square wood legs	+$170	Specify *with solid square wood legs* and select 3412 Natural Cherry, 3522 Clear Maple, or 3762 Dark Walnut.
	• Solid round wood legs	+$178	Specify *with solid round wood legs* and select V1AC Natural Cherry, V1AM Clear Maple, or V1EW Dark Walnut.
Related Products	• Ganging kit		▶Page 461

Specification Information

Style Number	U.S. Base Price	Style Number	U.S Base Price
Standard Seat Fabric Directionality			
With Glides		**With Casters**	
TS31406	$1385	**TS31406C**	$1437
Reverse Seat Fabric Directionality			
With Glides		**With Casters**	
TS31426	$1385	**TS31426C**	$1437

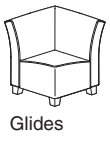

Glides Casters

For Canadian Pricing
Multiply U.S. Price by the Canadian price factor.
▶See page 1 for details.

Club



Tip: Jenny Lounge chairs are available with multiple fabrics.
▶ See at right to specify.

Tip: When specifying multiple COM fabrics, indicate all surfaces where COM applies. Example: TS31407M with Designtex 1234 on seat, Designtex 5678 on inner back, Designtex 9012 on outer back, and Designtex 9012 on arms.

*Tip: When specifying multiple fabrics and leather, specify suffix **M** before suffix **L**. Example: TS31407L becomes TS31407ML*

▶ Detailed dimensions, page 438

	Standard Includes	Required to Specify
▶ Need help? Product details, page 434	• Fully upholstered lounge chair with arms: fabric price group 1 • Deck stitch detail • Hard dual wheel casters or legs with glides: black plastic • Shipped fully assembled, some legs are field installed • Meets Cal. 117 requirements	1 Style number 2 Fabric color number for upholstery 3 Options, if selected (see below) ▶ See *Surface Materials,* page 477.

	Options	U.S. Price	Required to Specify
Surface Materials	**Single upholstery fabric**		
	• Fabric price group 1	No cost	Specify fabric color number.
	• Fabric price group 2	+$ 52	Specify fabric color number.
	• Fabric price group 3	+$ 124	Specify fabric color number.
	• Fabric price group 4	+$ 174	Specify fabric color number.
	• Fabric price group 5	+$ 227	Specify fabric color number.
	• Fabric price group 6	+$ 274	Specify fabric color number.
	• Fabric price group 7	+$ 328	Specify fabric color number.
	• Fabric price group 8	+$ 414	Specify fabric color number.
	• Fabric price group 9	+$ 516	Specify fabric color number.
	• Fabric price group 10	+$ 586	Specify fabric color number.
	• Leather price group	+$3502	Add suffix **L** to style number and specify leather color number.
	• Vinyl	+$ 52	Specify vinyl color number.
	• Customer's Own Material (COM)	+$ 42	▶ See *Understanding Customer's Own Material (COM),* page 610.
	• Customer's Own Leather (COL)	+$ 42	Add suffix **L** to style number and specify leather color number.
	Multiple upholstery fabrics		
	• Two or more fabrics on different chair components	+$ 75	Add suffix **M** to lounge chair style number and select fabric color number for: ❶ Seat ❷ Inner back ❸ Outer back ❹ Arms *Example: TS31407M with 5G61 on seat, 5F15 on inner back, 5G51 on outer back, and 5F03 on arms.*
	▶ See below and at right.		
	❶ **Fabric on seat**		
	• Fabric price group 1	No cost	Specify fabric color number.
	• Fabric price group 2	+$ 12	Specify fabric color number.
	• Fabric price group 3	+$ 37	Specify fabric color number.
	• Fabric price group 4	+$ 49	Specify fabric color number.
	• Fabric price group 5	+$ 65	Specify fabric color number.
	• Fabric price group 6	+$ 80	Specify fabric color number.
	• Fabric price group 7	+$ 96	Specify fabric color number.
	• Fabric price group 8	+$ 122	Specify fabric color number.
	• Fabric price group 9	+$ 149	Specify fabric color number.
	• Fabric price group 10	+$ 172	Specify fabric color number.
	• Leather price group	+$ 999	Add suffix **L** to style number and specify leather color number.
	• Vinyl	+$ 12	Specify vinyl color number.
	• Customer's Own Material (COM)	+$ 21	▶ See *Understanding Customer's Own Material (COM),* page 610.
	• Customer's Own Leather (COL)	+$ 21	Add suffix **L** to style number and specify leather color number.

▶ **Options, continued on next page**

For Canadian Pricing
Multiply U.S. Price by the Canadian price factor.
▶ See page 1 for details.

▶**Options, continued from previous page**

	Options	U.S. Price	Required to Specify
Surface Materials, continued	❷ **Fabric on inner back**		
	• Fabric price group 1	No cost	Specify fabric color number.
	• Fabric price group 2	+$ 8	Specify fabric color number.
	• Fabric price group 3	+$ 27	Specify fabric color number.
	• Fabric price group 4	+$ 35	Specify fabric color number.
	• Fabric price group 5	+$ 46	Specify fabric color number.
	• Fabric price group 6	+$ 54	Specify fabric color number.
	• Fabric price group 7	+$ 67	Specify fabric color number.
	• Fabric price group 8	+$ 82	Specify fabric color number.
	• Fabric price group 9	+$ 103	Specify fabric color number.
	• Fabric price group 10	+$ 120	Specify fabric color number.
	• Leather price group	+$ 507	Add suffix **L** to style number and specify leather color number.
	• Vinyl	+$ 8	Specify vinyl color number.
	• Customer's Own Material (COM)	+$ 21	▶See *Understanding Customer's Own Material (COM),* page 610.
	• Customer's Own Leather (COL)	+$ 21	Add suffix **L** to style number and specify leather color number.
	❸ **Fabric on outer back**		
	• Fabric price group 1	No cost	Specify fabric color number.
	• Fabric price group 2	+$ 6	Specify fabric color number.
	• Fabric price group 3	+$ 16	Specify fabric color number.
	• Fabric price group 4	+$ 28	Specify fabric color number.
	• Fabric price group 5	+$ 34	Specify fabric color number.
	• Fabric price group 6	+$ 42	Specify fabric color number.
	• Fabric price group 7	+$ 49	Specify fabric color number.
	• Fabric price group 8	+$ 61	Specify fabric color number.
	• Fabric price group 9	+$ 78	Specify fabric color number.
	• Fabric price group 10	+$ 87	Specify fabric color number.
	• Leather price group	+$ 703	Add suffix **L** to style number and specify leather color number.
	• Vinyl	+$ 6	Specify vinyl color number.
	• Customer's Own Material (COM)	+$ 21	▶See *Understanding Customer's Own Material (COM),* page 610.
	• Customer's Own Leather (COL)	+$ 21	Add suffix **L** to style number and specify leather color number.
	❹ **Fabric on arms**		
	• Fabric price group 1	No cost	Specify fabric color number.
	• Fabric price group 2	+$ 17	Specify fabric color number.
	• Fabric price group 3	+$ 45	Specify fabric color number.
	• Fabric price group 4	+$ 61	Specify fabric color number.
	• Fabric price group 5	+$ 81	Specify fabric color number.
	• Fabric price group 6	+$ 99	Specify fabric color number.
	• Fabric price group 7	+$ 121	Specify fabric color number.
	• Fabric price group 8	+$ 148	Specify fabric color number.
	• Fabric price group 9	+$ 186	Specify fabric color number.
	• Fabric price group 10	+$ 210	Specify fabric color number.
	• Leather price group	+$1339	Add suffix **L** to style number and specify leather color number.
	• Vinyl	+$ 17	Specify vinyl color number.
	• Customer's Own Material (COM)	+$ 21	▶See *Understanding Customer's Own Material (COM),* page 610.
	• Customer's Own Leather (COL)	+$ 21	Add suffix **L** to style number and specify leather color number.
	Legs		
	• Brushed aluminum legs	+$ 127	Specify *with brushed aluminum legs.*
	• Solid square wood legs	+$ 170	Specify *with solid square wood legs* and select 3412 Natural Cherry, 3522 Clear Maple, or 3762 Dark Walnut.
	• Solid round wood legs	+$ 178	Specify *with solid round wood legs* and select V1AC Natural Cherry, V1AM Clear Maple, or V1EW Dark Walnut.

Tip: Brushed aluminum legs are adjustable and have ¾" of height adjustment.

Tip: Wood legs are natural wood and may show variations in grain and color.

Specification Information

Style Number	U.S. Base Price
With Glides	
TS31407	$1463

Style Number	U.S Base Price
With Two Casters and Two Glides	
TS31407C	$1515

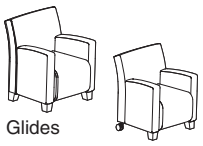

Glides Casters

Round

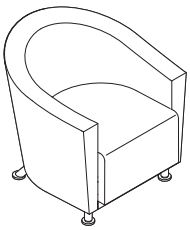

Tip: Jenny Round chairs are available with multiple fabrics.
▶ See at right to specify.

Tip: When specifying multiple COM fabrics, indicate all surfaces where COM applies. Example: TS31407M with Designtex 1234 on seat, Designtex 5678 on inner back, Designtex 9012 on outer back, and Designtex 9012 on arms.

*Tip: When specifying multiple fabrics and leather, specify suffix **M** before suffix **L**. Example: TS31409L becomes TS31409ML*

▶ Detailed dimensions, page 438

For Canadian Pricing
Multiply U.S. Price by the Canadian price factor.
▶ See page 1 for details.

Standard Includes	Required to Specify
▶ Need help? Product details, page 434	1 Style number 2 Fabric color number for upholstery 3 Options, if selected (see below) ▶ See *Surface Materials,* page 477.
• Fully upholstered Round chair with arms: fabric price group 1 • Shipped fully assembled, legs are field installed • Meets Cal. 117 requirements • Brushed aluminum legs • Deck stitch detail	

	Options	U.S. Price	Required to Specify
Surface Materials	**Single upholstery fabric**		
	• Fabric price group 1	No cost	Specify fabric color number.
	• Fabric price group 2	+$ 52	Specify fabric color number.
	• Fabric price group 3	+$ 124	Specify fabric color number.
	• Fabric price group 4	+$ 174	Specify fabric color number.
	• Fabric price group 5	+$ 227	Specify fabric color number.
	• Fabric price group 6	+$ 274	Specify fabric color number.
	• Fabric price group 7	+$ 328	Specify fabric color number.
	• Fabric price group 8	+$ 414	Specify fabric color number.
	• Fabric price group 9	+$ 516	Specify fabric color number.
	• Fabric price group 10	+$ 586	Specify fabric color number.
	• Leather price group	+$3544	Add suffix **L** to style number and specify leather color number.
	• Vinyl	+$ 52	Specify vinyl color number.
	• Customer's Own Material (COM)	+$ 42	▶ See *Understanding Customer's Own Material (COM),* page 610.
	• Customer's Own Leather (COL)	+$ 42	Add suffix **L** to style number and specify leather color number.
	Multiple upholstery fabrics		
	• Two or more fabrics on different chair components ▶ See below and at right.	+$ 75	Add suffix **M** to Round chair style number and select fabric color number for: ❶ Seat ❷ Inner back ❸ Outer back *Example: TS31409M with 5G61 on seat, 5F15 on inner back, and 5G51 on outer back.*
	❶ **Fabric on seat**		
	• Fabric price group 1	No cost	Specify fabric color number.
	• Fabric price group 2	+$ 17	Specify fabric color number.
	• Fabric price group 3	+$ 37	Specify fabric color number.
	• Fabric price group 4	+$ 69	Specify fabric color number.
	• Fabric price group 5	+$ 86	Specify fabric color number.
	• Fabric price group 6	+$ 98	Specify fabric color number.
	• Fabric price group 7	+$ 122	Specify fabric color number.
	• Fabric price group 8	+$ 149	Specify fabric color number.
	• Fabric price group 9	+$ 172	Specify fabric color number.
	• Fabric price group 10	+$ 192	Specify fabric color number.
	• Leather price group	+$1167	Add suffix **L** to style number and specify leather color number.
	• Vinyl	+$ 17	Specify vinyl color number.
	• Customer's Own Material (COM)	+$ 21	▶ See *Understanding Customer's Own Material (COM),* page 610.
	• Customer's Own Leather (COL)	+$ 21	Add suffix **L** to style number and specify leather color number.

▶ **Options, continued on next page**

▶**Options, continued from previous page**

	Options	U.S. Price	Required to Specify
Surface Materials, continued	❷ **Fabric on inner back**		
	• Fabric price group 1	No cost	Specify fabric color number.
	• Fabric price group 2	+$ 18	Specify fabric color number.
	• Fabric price group 3	+$ 43	Specify fabric color number.
	• Fabric price group 4	+$ 51	Specify fabric color number.
	• Fabric price group 5	+$ 59	Specify fabric color number.
	• Fabric price group 6	+$ 74	Specify fabric color number.
	• Fabric price group 7	+$ 78	Specify fabric color number.
	• Fabric price group 8	+$ 90	Specify fabric color number.
	• Fabric price group 9	+$103	Specify fabric color number.
	• Fabric price group 10	+$120	Specify fabric color number.
	• Leather price group	+$690	Add suffix **L** to style number and specify leather color number.
	• Vinyl	+$ 18	Specify vinyl color number.
	• Customer's Own Material (COM)	+$ 21	▶See *Understanding Customer's Own Material (COM),* page 610.
	• Customer's Own Leather (COL)	+$ 21	Add suffix **L** to style number and specify leather color number.
	❸ **Fabric on outer back**		
	• Fabric price group 1	No cost	Specify fabric color number.
	• Fabric price group 2	+$ 23	Specify fabric color number.
	• Fabric price group 3	+$ 46	Specify fabric color number.
	• Fabric price group 4	+$ 63	Specify fabric color number.
	• Fabric price group 5	+$ 83	Specify fabric color number.
	• Fabric price group 6	+$107	Specify fabric color number.
	• Fabric price group 7	+$135	Specify fabric color number.
	• Fabric price group 8	+$152	Specify fabric color number.
	• Fabric price group 9	+$174	Specify fabric color number.
	• Fabric price group 10	+$193	Specify fabric color number.
	• Leather price group	+$914	Add suffix **L** to style number and specify leather color number.
	• Vinyl	+$ 23	Specify vinyl color number.
	• Customer's Own Material (COM)	+$ 21	▶See *Understanding Customer's Own Material (COM),* page 610.
	• Customer's Own Leather (COL)	+$ 21	Add suffix **L** to style number and specify leather color number.
	Legs		
	• Solid round wood legs	+$104	Specify *with solid round wood legs* and select V1AC Natural Cherry, V1AM Clear Maple, or V1EW Dark Walnut.

Tip: Wood legs are natural wood and may show variations in grain and color.

Specification Information

Style Number	U.S. Base Price
Round	
TS31409	$1704

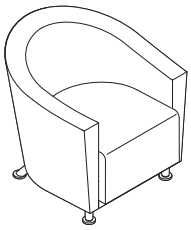

For Canadian Pricing
Multiply U.S. Price by the Canadian price factor.
▶See page 1 for details.

Jenny Lounge, continued

With Wood Arms

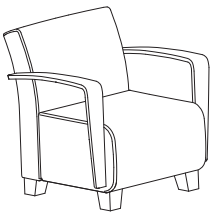

Tip: Jenny Lounge chairs are available with multiple fabrics.
▶ See at right to specify.

Tip: When specifying multiple COM fabrics, indicate all surfaces where COM applies. Example: TS31407M with Designtex 1234 on seat, Designtex 5678 on inner back, Designtex 9012 on outer back, and Designtex 9012 on arms.

*Tip: When specifying multiple fabrics and leather, specify suffix **M** before suffix **L**. Example: TS31408L becomes TS31408ML*

▶ Detailed dimensions, page 438

For Canadian Pricing
Multiply U.S. Price by the Canadian price factor.
▶ See page 1 for details.

	Standard Includes	Required to Specify
▶ Need help? Product details, page 434	• Fully upholstered lounge chair: fabric price group 1 • Plywood arm: maple veneer • Legs with glides: black plastic • Shipped fully assembled, some legs are field installed • Meets Cal. 117 requirements	1 Style number 2 Fabric color number for upholstery 3 Wood color number for arms 4 Options, if selected (see below) ▶ See *Surface Materials,* page 477.

	Options	U.S. Price	Required to Specify
Surface Materials	**Single upholstery fabric**		
	• Fabric price group 1	No cost	Specify fabric color number.
	• Fabric price group 2	+$ 35	Specify fabric color number.
	• Fabric price group 3	+$ 79	Specify fabric color number.
	• Fabric price group 4	+$ 109	Specify fabric color number.
	• Fabric price group 5	+$ 142	Specify fabric color number.
	• Fabric price group 6	+$ 177	Specify fabric color number.
	• Fabric price group 7	+$ 209	Specify fabric color number.
	• Fabric price group 8	+$ 264	Specify fabric color number.
	• Fabric price group 9	+$ 331	Specify fabric color number.
	• Fabric price group 10	+$ 374	Specify fabric color number.
	• Leather price group	+$2266	Add suffix **L** to style number and specify leather color number.
	• Vinyl	+$ 35	Specify vinyl color number.
	• Customer's Own Material (COM)	+$ 42	▶ See *Understanding Customer's Own Material (COM),* page 610.
	• Customer's Own Leather (COL)	+$ 42	Add suffix **L** to style number and specify leather color number.
	Multiple upholstery fabrics		
	• Two or more fabrics on different chair components ▶ See below and at right.	+$ 75	Add suffix **M** to lounge chair style number and select fabric color number for: ❶ Seat ❷ Inner back ❸ Outer back *Example: TS31408M with 5G61 on seat, 5F15 on inner back, and 5G51 on outer back.*
	❶ **Fabric on seat**		
	• Fabric price group 1	No cost	Specify fabric color number.
	• Fabric price group 2	+$ 12	Specify fabric color number.
	• Fabric price group 3	+$ 37	Specify fabric color number.
	• Fabric price group 4	+$ 49	Specify fabric color number.
	• Fabric price group 5	+$ 65	Specify fabric color number.
	• Fabric price group 6	+$ 80	Specify fabric color number.
	• Fabric price group 7	+$ 96	Specify fabric color number.
	• Fabric price group 8	+$ 122	Specify fabric color number.
	• Fabric price group 9	+$ 149	Specify fabric color number.
	• Fabric price group 10	+$ 172	Specify fabric color number.
	• Leather price group	+$1082	Add suffix **L** to style number and specify leather color number.
	• Vinyl	+$ 12	Specify vinyl color number.
	• Customer's Own Material (COM)	+$ 21	▶ See *Understanding Customer's Own Material (COM),* page 610.
	• Customer's Own Leather (COL)	+$ 21	Add suffix **L** to style number and specify leather color number.

▶ **Options, continued on next page**

▶**Options, continued from previous page**

	Options	U.S. Price	Required to Specify
Surface Materials, continued	❷ **Fabric on inner back**		
	• Fabric price group 1	No cost	Specify fabric color number.
	• Fabric price group 2	+$ 8	Specify fabric color number.
	• Fabric price group 3	+$ 27	Specify fabric color number.
	• Fabric price group 4	+$ 35	Specify fabric color number.
	• Fabric price group 5	+$ 46	Specify fabric color number.
	• Fabric price group 6	+$ 54	Specify fabric color number.
	• Fabric price group 7	+$ 67	Specify fabric color number.
	• Fabric price group 8	+$ 82	Specify fabric color number.
	• Fabric price group 9	+$103	Specify fabric color number.
	• Fabric price group 10	+$120	Specify fabric color number.
	• Leather price group	+$507	Add suffix **L** to style number and specify leather color number.
	• Vinyl	+$ 8	Specify vinyl color number.
	• Customer's Own Material (COM)	+$ 21	▶See *Understanding Customer's Own Material (COM),* page 610.
	• Customer's Own Leather (COL)	+$ 21	Add suffix **L** to style number and specify leather color number.
	❸ **Fabric on outer back**		
	• Fabric price group 1	No cost	Specify fabric color number.
	• Fabric price group 2	+$ 6	Specify fabric color number.
	• Fabric price group 3	+$ 16	Specify fabric color number.
	• Fabric price group 4	+$ 28	Specify fabric color number.
	• Fabric price group 5	+$ 34	Specify fabric color number.
	• Fabric price group 6	+$ 42	Specify fabric color number.
	• Fabric price group 7	+$ 49	Specify fabric color number.
	• Fabric price group 8	+$ 61	Specify fabric color number.
	• Fabric price group 9	+$ 78	Specify fabric color number.
	• Fabric price group 10	+$ 87	Specify fabric color number.
	• Leather price group	+$703	Add suffix **L** to style number and specify leather color number.
	• Vinyl	+$ 6	Specify vinyl color number.
	• Customer's Own Material (COM)	+$ 21	▶See *Understanding Customer's Own Material (COM),* page 610.
	• Customer's Own Leather (COL)	+$ 21	Add suffix **L** to style number and specify leather color number.
	Legs		
	• Brushed aluminum legs	+$127	Specify *with brushed aluminum legs.*
	• Solid square wood legs	+$170	Specify *with solid wood legs* and select 3412 Natural Cherry, 3522 Clear Maple, or 3762 Dark Walnut.
	• Solid round wood legs	+$178	Specify *with solid round wood legs* and select V1AC Natural Cherry, V1AM Clear Maple, or V1EW Dark Walnut.

Tip: Brushed aluminum legs are adjustable and have ¾" of height adjustment.

Tip: Wood legs are natural wood and may show variations in grain and color.

Specification Information

• Style Number	• U.S. Base Price

With Wood Arms

TS31408	$1769

With Wood Arm Left

TS31428	$1555

With Wood Arm Right

TS31438	$1555

Ottoman

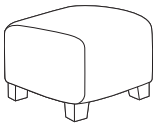

Tip: Hard dual-wheel casters are for use on carpet. Use on hard surfaces, including floor mats, will affect chair stability and may result in personal injury.

Tip: Jenny Ottoman is available with multiple fabrics.
▶ See at right to specify.

Tip: When specifying multiple COM fabrics, indicate all surfaces where COM applies. Example: TS31405M with Designtex 1234 on seat, front, and back and Designtex 9012 on sides.

*Tip: When specifying multiple fabrics and leather, specify suffix **M** before suffix **L**. Example: TS31405L becomes TS31405ML*

Standard Includes	Required to Specify
▶ Need help? Product details, page 434	1 Style number
• Fully upholstered Ottoman: fabric price group 1	2 Fabric color number for upholstery
• Hard dual-wheel casters or legs with glides: black plastic	3 Options, if selected (see below)
• Shipped fully assembled, some legs are field installed	▶ See *Surface Materials,* page 477.
• Meets Cal. 117 requirements	

	Options	U.S. Price	Required to Specify
Surface Materials	**Single upholstery fabric**		
	• Fabric price group 1	No cost	Specify fabric color number.
	• Fabric price group 2	+$ 18	Specify fabric color number.
	• Fabric price group 3	+$ 48	Specify fabric color number.
	• Fabric price group 4	+$ 71	Specify fabric color number.
	• Fabric price group 5	+$ 88	Specify fabric color number.
	• Fabric price group 6	+$ 109	Specify fabric color number.
	• Fabric price group 7	+$ 130	Specify fabric color number.
	• Fabric price group 8	+$ 167	Specify fabric color number.
	• Fabric price group 9	+$ 205	Specify fabric color number.
	• Fabric price group 10	+$ 234	Specify fabric color number.
	• Leather price group	+$1176	Add suffix **L** to style number and specify leather color number.
	• Vinyl	+$ 18	Specify vinyl color number.
	• Customer's Own Material (COM)	+$ 42	▶ See *Understanding Customer's Own Material (COM),* page 610.
	• Customer's Own Leather (COL)	+$ 42	Add suffix **L** to style number and specify leather color number.
	Multiple upholstery fabrics		
	• Two or more fabrics on different components	+$ 75	Add suffix **M** to Ottoman style number and select fabric color number for:
	▶ See below and at right.		❶ Seat, front, and back ❷ Sides *Example: TS31405M with 5G61 on seat, front, and back and 5F15 on sides.*
	❶ **Fabric on seat, front, and back**		
	• Fabric price group 1	No cost	Specify fabric color number.
	• Fabric price group 2	+$ 12	Specify fabric color number.
	• Fabric price group 3	+$ 37	Specify fabric color number.
	• Fabric price group 4	+$ 52	Specify fabric color number.
	• Fabric price group 5	+$ 68	Specify fabric color number.
	• Fabric price group 6	+$ 82	Specify fabric color number.
	• Fabric price group 7	+$ 98	Specify fabric color number.
	• Fabric price group 8	+$ 125	Specify fabric color number.
	• Fabric price group 9	+$ 156	Specify fabric color number.
	• Fabric price group 10	+$ 177	Specify fabric color number.
	• Leather price group	+$ 811	Add suffix **L** to style number and specify leather color number.
	• Vinyl	+$ 12	Specify vinyl color number.
	• Customer's Own Material (COM)	+$ 21	▶ See *Understanding Customer's Own Material (COM),* page 610.
	• Customer's Own Leather (COL)	+$ 21	Add suffix **L** to style number and specify leather color number.

▶ **Options, continued on next page**

▶ Detailed dimensions, page 438

For Canadian Pricing
Multiply U.S. Price by the Canadian price factor.
▶ See page 1 for details.

▶**Options, continued from previous page**

	Options	U.S. Price	Required to Specify
Surface Materials, continued	❷ **Fabric on sides**		
	• Fabric price group 1	No cost	Specify fabric color number.
	• Fabric price group 2	+$ 4	Specify fabric color number.
	• Fabric price group 3	+$ 9	Specify fabric color number.
	• Fabric price group 4	+$ 16	Specify fabric color number.
	• Fabric price group 5	+$ 22	Specify fabric color number.
	• Fabric price group 6	+$ 29	Specify fabric color number.
	• Fabric price group 7	+$ 34	Specify fabric color number.
	• Fabric price group 8	+$ 42	Specify fabric color number.
	• Fabric price group 9	+$ 52	Specify fabric color number.
	• Fabric price group 10	+$ 58	Specify fabric color number.
	• Leather price group	+$414	Add suffix **L** to style number and specify leather color number.
	• Vinyl	+$ 4	Specify vinyl color number.
	• Customer's Own Material (COM)	+$ 21	▶ See *Understanding Customer's Own Material (COM),* page 610.
	• Customer's Own Leather (COL)	+$ 21	Add suffix **L** to style number and specify leather color number.
	Legs		
	• Brushed aluminum legs	+$127	Specify *with brushed aluminum legs.*
	• Solid square wood legs	+$170	Specify *with solid square wood legs* and select 3412 Natural Cherry, 3522 Clear Maple, or 3762 Dark Walnut.
	• Solid round wood legs	+$178	Specify *with solid round wood legs* and select V1AC Natural Cherry, V1AM Clear Maple, or V1EW Dark Walnut.

Tip: Brushed aluminum legs are adjustable and have ¾" of height adjustment.

Tip: Wood legs are natural wood and may show variations in grain and color.

Specification Information

Style Number	U.S. Base Price	Style Number	U.S Base Price
With Glides		**With Casters**	
TS31405	$629	**TS31405C**	$730

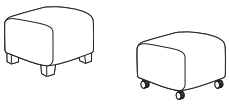

Casters

Ganging Kit

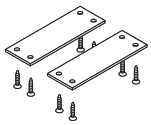

Standard Includes	Required to Specify
• Ganging kit • Two plates • Attachment hardware	Style number

Specification Information

Dimensions D	Dimensions W	Style Number	U.S. Price
2"	6"	**TS31410**	$32

For Canadian Pricing
Multiply U.S. Price by the Canadian price factor.
▶See page 1 for details.

Club Low

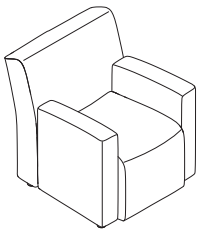

Tip: Jenny Low chairs come standard with low feet to allow for a lower chair height supporting working lounge posture.

Tip: Jenny Lounge chairs are available with multiple fabrics.
▶ See at right to specify.

Tip: When specifying multiple COM fabrics, indicate all surfaces where COM applies. Example: TS31407M with Designtex 1234 on seat, Designtex 5678 on inner back, Designtex 9012 on outer back, and Designtex 9012 on arms.

*Tip: When specifying multiple fabrics and leather, specify suffix **M** before suffix **L**. Example: TS31412L becomes TS31412ML*

▶ Detailed dimensions, page 438

For Canadian Pricing
Multiply U.S. Price by the Canadian price factor.
▶ See page 1 for details.

	Standard Includes	Required to Specify
▶ Need help? Product details, page 434	• Fully upholstered lounge chair with arms: fabric price group 1 • Deck stitch detail • Shipped fully assembled • Meets Cal. 117 requirements • Low foot, black plastic	1 Style number 2 Fabric color number for upholstery 3 Options, if selected (see below) ▶ See *Surface Materials,* page 477.

	Options	U.S. Price	Required to Specify
Surface Materials	**Single upholstery fabric**		
	• Fabric price group 1	No cost	Specify fabric color number.
	• Fabric price group 2	+$ 52	Specify fabric color number.
	• Fabric price group 3	+$ 124	Specify fabric color number.
	• Fabric price group 4	+$ 174	Specify fabric color number.
	• Fabric price group 5	+$ 227	Specify fabric color number.
	• Fabric price group 6	+$ 274	Specify fabric color number.
	• Fabric price group 7	+$ 328	Specify fabric color number.
	• Fabric price group 8	+$ 414	Specify fabric color number.
	• Fabric price group 9	+$ 516	Specify fabric color number.
	• Fabric price group 10	+$ 586	Specify fabric color number.
	• Leather price group	+$3502	Add suffix **L** to style number and specify leather color number.
	• Vinyl	+$ 52	Specify vinyl color number.
	• Customer's Own Material (COM)	+$ 42	▶ See *Understanding Customer's Own Material (COM),* page 610.
	• Customer's Own Leather (COL)	+$ 42	Add suffix **L** to style number and specify leather color number.
	Multiple upholstery fabrics		
	• Two or more fabrics on different chair components ▶ See below and at right.	+$ 75	Add suffix **M** to lounge chair style number and select fabric color number for: ❶ Seat ❷ Inner back ❸ Outer back ❹ Arms *Example: TS31412M with 5G61 on seat, 5F15 on inner back, 5G51 on outer back, and 5F03 on arms.*
	❶ **Fabric on seat**		
	• Fabric price group 1	No cost	Specify fabric color number.
	• Fabric price group 2	+$ 12	Specify fabric color number.
	• Fabric price group 3	+$ 37	Specify fabric color number.
	• Fabric price group 4	+$ 49	Specify fabric color number.
	• Fabric price group 5	+$ 65	Specify fabric color number.
	• Fabric price group 6	+$ 80	Specify fabric color number.
	• Fabric price group 7	+$ 96	Specify fabric color number.
	• Fabric price group 8	+$ 122	Specify fabric color number.
	• Fabric price group 9	+$ 149	Specify fabric color number.
	• Fabric price group 10	+$ 172	Specify fabric color number.
	• Leather price group	+$ 999	Add suffix **L** to style number and specify leather color number.
	• Vinyl	+$ 12	Specify vinyl color number.
	• Customer's Own Material (COM)	+$ 21	▶ See *Understanding Customer's Own Material (COM),* page 610.
	• Customer's Own Leather (COL)	+$ 21	Add suffix **L** to style number and specify leather color number.

▶ **Options, continued on next page**

▶**Options, continued from previous page**

	Options	U.S. Price	Required to Specify
Surface Materials, continued	❷ **Fabric on inner back**		
	• Fabric price group 1	No cost	Specify fabric color number.
	• Fabric price group 2	+$ 8	Specify fabric color number.
	• Fabric price group 3	+$ 27	Specify fabric color number.
	• Fabric price group 4	+$ 35	Specify fabric color number.
	• Fabric price group 5	+$ 46	Specify fabric color number.
	• Fabric price group 6	+$ 54	Specify fabric color number.
	• Fabric price group 7	+$ 67	Specify fabric color number.
	• Fabric price group 8	+$ 82	Specify fabric color number.
	• Fabric price group 9	+$ 103	Specify fabric color number.
	• Fabric price group 10	+$ 120	Specify fabric color number.
	• Leather price group	+$ 507	Add suffix **L** to style number and specify leather color number.
	• Vinyl	+$ 8	Specify vinyl color number.
	• Customer's Own Material (COM)	+$ 21	▶See *Understanding Customer's Own Material (COM),* page 610.
	• Customer's Own Leather (COL)	+$ 21	Add suffix **L** to style number and specify leather color number.
	❸ **Fabric on outer back**		
	• Fabric price group 1	No cost	Specify fabric color number.
	• Fabric price group 2	+$ 6	Specify fabric color number.
	• Fabric price group 3	+$ 16	Specify fabric color number.
	• Fabric price group 4	+$ 28	Specify fabric color number.
	• Fabric price group 5	+$ 34	Specify fabric color number.
	• Fabric price group 6	+$ 42	Specify fabric color number.
	• Fabric price group 7	+$ 49	Specify fabric color number.
	• Fabric price group 8	+$ 61	Specify fabric color number.
	• Fabric price group 9	+$ 78	Specify fabric color number.
	• Fabric price group 10	+$ 87	Specify fabric color number.
	• Leather price group	+$ 703	Add suffix **L** to style number and specify leather color number.
	• Vinyl	+$ 6	Specify vinyl color number.
	• Customer's Own Material (COM)	+$ 21	▶See *Understanding Customer's Own Material (COM),* page 610.
	• Customer's Own Leather (COL)	+$ 21	Add suffix **L** to style number and specify leather color number.
	❹ **Fabric on arms**		
	• Fabric price group 1	No cost	Specify fabric color number.
	• Fabric price group 2	+$ 17	Specify fabric color number.
	• Fabric price group 3	+$ 45	Specify fabric color number.
	• Fabric price group 4	+$ 61	Specify fabric color number.
	• Fabric price group 5	+$ 81	Specify fabric color number.
	• Fabric price group 6	+$ 99	Specify fabric color number.
	• Fabric price group 7	+$ 121	Specify fabric color number.
	• Fabric price group 8	+$ 148	Specify fabric color number.
	• Fabric price group 9	+$ 186	Specify fabric color number.
	• Fabric price group 10	+$ 210	Specify fabric color number.
	• Leather price group	+$1339	Add suffix **L** to style number and specify leather color number.
	• Vinyl	+$ 17	Specify vinyl color number.
	• Customer's Own Material (COM)	+$ 21	▶See *Understanding Customer's Own Material (COM),* page 610.
	• Customer's Own Leather (COL)	+$ 21	Add suffix **L** to style number and specify leather color number.

Specification Information

Style Number	U.S. Base Price

Club Low

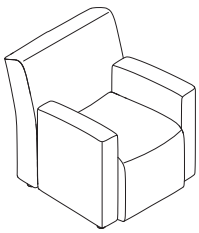

TS31412	$1463

Round Low

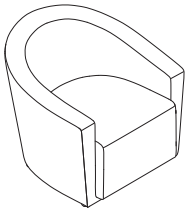

Tip: Jenny Low chairs come standard with low feet to allow for a lower chair height supporting working lounge posture.

Tip: Jenny Round chairs are available with multiple fabrics.
▶ See at right to specify.

Tip: When specifying multiple COM fabrics, indicate all surfaces where COM applies. Example: TS31407M with Designtex 1234 on seat, Designtex 5678 on inner back, Designtex 9012 on outer back, and Designtex 9012 on arms.

*Tip: When specifying multiple fabrics and leather, specify suffix **M** before suffix **L**. Example: TS31413L becomes TS31413ML*

▶ Detailed dimensions, page 438

For Canadian Pricing
Multiply U.S. Price by the Canadian price factor.
▶ See page 1 for details.

	Standard Includes	Required to Specify
▶ Need help? Product details, page 434	• Fully upholstered Round chair with arms: fabric price group 1 • Deck stitch detail • Shipped fully assembled • Meets Cal. 117 requirements • Low foot, black plastic	1 Style number 2 Fabric color number for upholstery 3 Options, if selected (see below) ▶ See *Surface Materials,* page 477.

	Options	U.S. Price	Required to Specify
Surface Materials	**Single upholstery fabric**		
	• Fabric price group 1	No cost	Specify fabric color number.
	• Fabric price group 2	+$ 52	Specify fabric color number.
	• Fabric price group 3	+$ 124	Specify fabric color number.
	• Fabric price group 4	+$ 174	Specify fabric color number.
	• Fabric price group 5	+$ 227	Specify fabric color number.
	• Fabric price group 6	+$ 274	Specify fabric color number.
	• Fabric price group 7	+$ 328	Specify fabric color number.
	• Fabric price group 8	+$ 414	Specify fabric color number.
	• Fabric price group 9	+$ 516	Specify fabric color number.
	• Fabric price group 10	+$ 586	Specify fabric color number.
	• Leather price group	+$3544	Add suffix **L** to style number and specify leather color number.
	• Vinyl	+$ 52	Specify vinyl color number.
	• Customer's Own Material (COM)	+$ 42	▶ See *Understanding Customer's Own Material (COM),* page 610.
	• Customer's Own Leather (COL)	+$ 42	Add suffix **L** to style number and specify leather color number.
	Multiple upholstery fabrics		
	• Two or more fabrics on different chair components ▶ See below and at right.	+$ 75	Add suffix **M** to Round chair style number and select fabric color number for: ❶ Seat ❷ Inner back ❸ Outer back *Example: TS31413M with 5G61 on seat, 5F15 on inner back, and 5G51 on outer back.*
	❶ **Fabric on seat**		
	• Fabric price group 1	No cost	Specify fabric color number.
	• Fabric price group 2	+$ 17	Specify fabric color number.
	• Fabric price group 3	+$ 37	Specify fabric color number.
	• Fabric price group 4	+$ 69	Specify fabric color number.
	• Fabric price group 5	+$ 86	Specify fabric color number.
	• Fabric price group 6	+$ 98	Specify fabric color number.
	• Fabric price group 7	+$ 122	Specify fabric color number.
	• Fabric price group 8	+$ 149	Specify fabric color number.
	• Fabric price group 9	+$ 172	Specify fabric color number.
	• Fabric price group 10	+$ 192	Specify fabric color number.
	• Leather price group	+$1167	Add suffix **L** to style number and specify leather color number.
	• Vinyl	+$ 17	Specify vinyl color number.
	• Customer's Own Material (COM)	+$ 21	▶ See *Understanding Customer's Own Material (COM),* page 610.
	• Customer's Own Leather (COL)	+$ 21	Add suffix **L** to style number and specify leather color number.

▶ **Options, continued on next page**

▶**Options, continued from previous page**

	Options	U.S. Price	Required to Specify
Surface Materials, continued	❷ **Fabric on inner back**		
	• Fabric price group 1	No cost	Specify fabric color number.
	• Fabric price group 2	+$ 18	Specify fabric color number.
	• Fabric price group 3	+$ 43	Specify fabric color number.
	• Fabric price group 4	+$ 51	Specify fabric color number.
	• Fabric price group 5	+$ 59	Specify fabric color number.
	• Fabric price group 6	+$ 74	Specify fabric color number.
	• Fabric price group 7	+$ 78	Specify fabric color number.
	• Fabric price group 8	+$ 90	Specify fabric color number.
	• Fabric price group 9	+$103	Specify fabric color number.
	• Fabric price group 10	+$120	Specify fabric color number.
	• Leather price group	+$690	Add suffix **L** to style number and specify leather color number.
	• Vinyl	+$ 18	Specify vinyl color number.
	• Customer's Own Material (COM)	+$ 21	▶See *Understanding Customer's Own Material (COM),* page 610.
	• Customer's Own Leather (COL)	+$ 21	Add suffix **L** to style number and specify leather color number.
	❸ **Fabric on outer back**		
	• Fabric price group 1	No cost	Specify fabric color number.
	• Fabric price group 2	+$ 23	Specify fabric color number.
	• Fabric price group 3	+$ 46	Specify fabric color number.
	• Fabric price group 4	+$ 63	Specify fabric color number.
	• Fabric price group 5	+$ 83	Specify fabric color number.
	• Fabric price group 6	+$107	Specify fabric color number.
	• Fabric price group 7	+$135	Specify fabric color number.
	• Fabric price group 8	+$152	Specify fabric color number.
	• Fabric price group 9	+$174	Specify fabric color number.
	• Fabric price group 10	+$193	Specify fabric color number.
	• Leather price group	+$914	Add suffix **L** to style number and specify leather color number.
	• Vinyl	+$ 23	Specify vinyl color number.
	• Customer's Own Material (COM)	+$ 21	▶See *Understanding Customer's Own Material (COM),* page 610.
	• Customer's Own Leather (COL)	+$ 21	Add suffix **L** to style number and specify leather color number.

Specification Information

• Style Number	• U.S. Base Price

Round Low

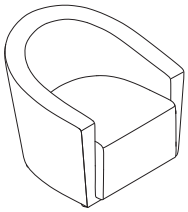

TS31413	$1704

For Canadian Pricing
Multiply U.S. Price by the Canadian price factor.
▶See page 1 for details.

Jenny Lounge, continued

Occasional Tables

Tip: There may be sheen or texture differences when using Low-Pressure Laminate and High-Pressure Laminate in adjacent applications. Please use caution when mixing and matching different worksurface types.

Tip: Edge band applies to entire table, not just the worksurface.

For laminate group 2 and 3 pricing, *please refer to the electronic catalog or SmartTools.*

Tip: Brushed aluminum legs are adjustable and have ¾" of height adjustment.

Tip: Wood legs are natural wood and may show variations in grain and color.

Tip: Low foot option reduces overall table height to 15".

	Standard Includes	Required to Specify
▶ Need help? Product details, page 434	• Table: Low-Pressure Laminate (LPL) or High-Pressure Laminate (HPL) price group 1 • 3 mm edge band: plastic • Legs with glides: black plastic • Shipped ready to assemble	1 Style number 2 Low-Pressure Laminate or High-Pressure Laminate color number for table top, as appropriate 3 Plastic edge band color number for table 4 Low-Pressure Laminate color number for sides and base of table 5 Options, if selected ▶ See *Surface Materials,* page 477.

	Options	U.S. Price	Required to Specify
Surface Materials	**High-Pressure Laminate worksurfaces**		
	• High-Pressure Laminate price group 2	See information at left	Specify High-Pressure Laminate color number.
	• High-Pressure Laminate price group 3	See information at left	Specify High-Pressure Laminate color number.
	• Open Line laminate	+$ 77 plus cost of laminate	▶ See *Surface Materials Reference Manual.*
	Legs		
	• Brushed aluminum legs	+$127	Specify *with brushed aluminum legs.*
	• Solid square wood legs	+$170	Specify *with solid square wood legs* and select 3412 Natural Cherry, 3522 Clear Maple, or 3762 Dark Walnut.
	• Solid round wood legs	+$178	Specify *with solid round wood legs* and select V1AC Natural Cherry, V1AM Clear Maple, or V1EW Dark Walnut.
Legs	• Low foot	No cost	Specify *with low foot.*

Specification Information

Dimensions D	W	H	Style Number LPL	U.S. Base Price	Style Number HPL	U.S. Base Price
End Table						
26½"	13½"	17"	**TS31415L**	$373	**TS31415H**	$411
Coffee Table						
26½"	26½"	17"	**TS31416L**	$508	**TS31416H**	$546

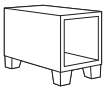

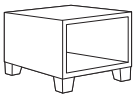

For Canadian Pricing
Multiply U.S. Price by the Canadian price factor.
▶ See page 1 for details.

Understanding and Specifying Lincoln Lounge

Lounge Seating

Product Details

Lincoln Lounge **468**

Dimensions **469**

Specifying

Lincoln Lounge **470**

Lincoln Lounge

▶Specifying, page 470

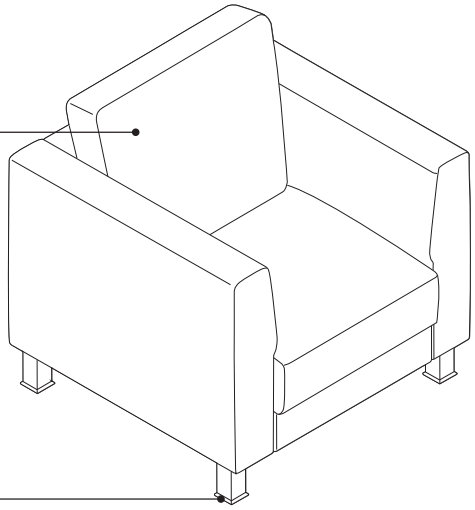

Lincoln Lounge seat, back and top of arms are leather. All other surfaces are simulated leather.

Supports up to 300 pounds.

Product Details

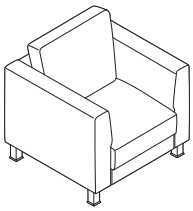

Legs need to be assembled onto the lounge seating.

The Jenny tablet arm cannot be installed on Lincoln chairs.

Surface Materials

Post legs are available in aluminum or black.

Seat and back are leather. Remaining chair is simulated leather.

Dimensions

▶Page 469

Dimensions

Lincoln Lounge

• Overall Depth	Width	Height	• Functional Seat Depth	• Seat Width	• Seat Height from Floor	• Back Width	• Back Height from Seat	• Width Between Arms	• Arm Rest Width	• Arm Rest Length	• Arm Height to Seat
Lincoln Lounge											
Lounge Seating											
32"	33"	34½"	20⅝"	21½"	16⅞"	21⅜"	20 9/16"	23"	5 1/16"	7⅞"	10¾"

Lincoln Lounge

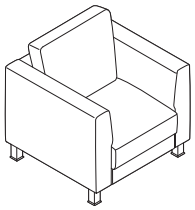

Standard Includes	Required to Specify
▶ Need help? Product details, page 468 • Seat and back: leather • Balance of the chair: simulated leather • Post legs: 8043 Clear Anodized Aluminum or 0835 Black • Shipped ready to assemble • Meets Cal. 117 requirements	1 Style number 2 Upholstery color number for seat and back: L304 Black Leather L305 Brown Leather

Specification Information

Style Number	U.S. Price

Lincoln Lounge with Post Legs

TS31601	$1198

▶ Detailed dimensions, page 469

For Canadian Pricing
Multiply U.S. Price by the Canadian price factor.
▶ See page 1 for details.

Understanding and Specifying Alight Lounge

Lounge Seating

Product Details

Alight Lounge 472
Dimensions 474

Specifying

Alight Lounge 475

Alight Lounge

Alight comes fully upholstered as a Bench, Round, or Corner Ottoman. Alight supports up to 300 pounds.
▶ Specifying, page 475

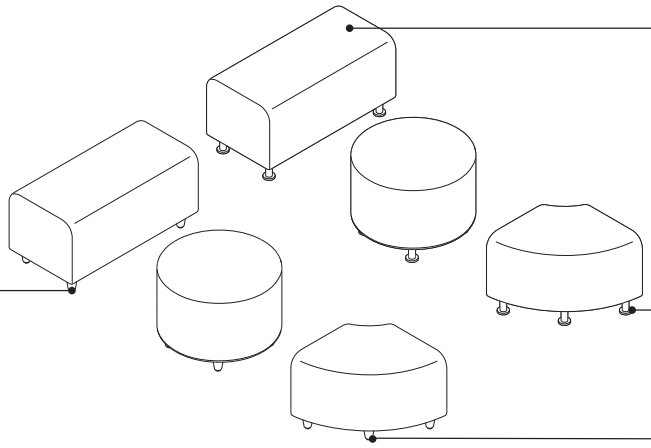

Alight Seating comes fully assembled.

Legs come standard brushed aluminum with an option of round wood legs and low profile glides.

Brushed aluminum legs are height adjustable.

Round wood legs are solid maple and are available in three finishes.
Tip: Wood legs are natural wood and may have variations in color.

Alight tables are available as an End Table or Coffee Table.
▶ Specifying, page 519

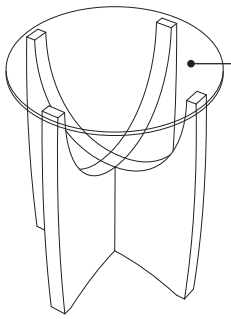

Alight tables have a glass top.

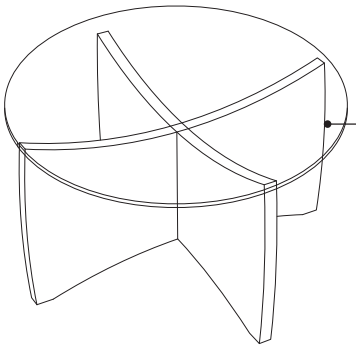

Alight tables require minor assembly.

Product Details

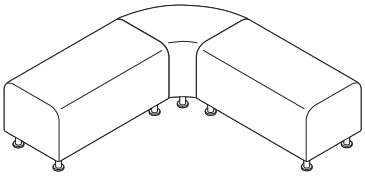

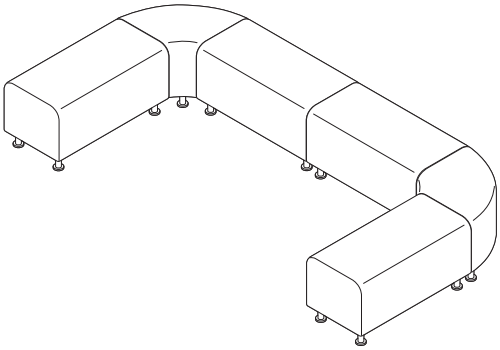

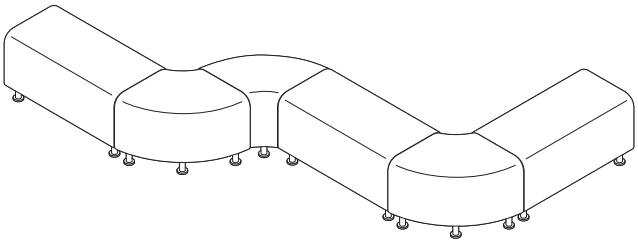

Alight Bench and Corner Ottoman can be combined to create a variety of configurations.

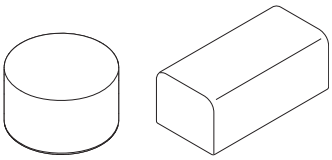

The low profile glide option reduces the overall height of the Ottoman from 19" to 16".

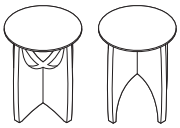

Alight End Table base can be reversed creating two unique looks.

Surface Materials

Legs
- Brushed aluminum

With Round Wood Legs
- V1AC Natural Cherry
- V1AM Clear Maple
- V1EW Dark Walnut

Tip: Wood legs are natural wood and may have variations in color.

Dimensions

▶ Page 474

Dimensions

Alight Lounge

Features	Overall Depth	Width	Height
Alight Lounge			
Lounge Seating			
Round	24"	24"	19"
Corner Ottoman	18"	31"	19"
Bench Ottoman	18"	36"	19"

Alight Lounge

	Standard Includes	Required to Specify
▶Need help? Product details, page 472	• Fully upholstered Ottoman: fabric price group 1 • Four adjustable-height legs: brushed aluminum • Meets Cal. 117 requirements	1 Style number 2 Fabric color number for upholstery 3 Options, if selected (see below) ▶See *Surface Materials,* page 477.

	Options	U.S. Price	Required to Specify
Surface Materials	**Upholstery**		
	• Fabric price group 1	No cost	Specify fabric color number.
	• Fabric price group 2	+$ 17	Specify fabric color number.
	• Fabric price group 3	+$ 47	Specify fabric color number.
	• Fabric price group 4	+$ 69	Specify fabric color number.
	• Fabric price group 5	+$ 87	Specify fabric color number.
	• Fabric price group 6	+$107	Specify fabric color number.
	• Fabric price group 7	+$127	Specify fabric color number.
	• Fabric price group 8	+$163	Specify fabric color number.
	• Fabric price group 9	+$201	Specify fabric color number.
	• Fabric price group 10	+$229	Specify fabric color number.
	• Vinyl	+$ 17	Specify vinyl color number.
	• Customer's Own Material (COM)	+$ 41	▶See *Understanding Customer's Own Material (COM),* page 610.
	Legs		
	• Solid round wood legs	+$178	Specify *with solid round wood legs* and select V1AC Natural Cherry, V1AM Clear Maple, or V1EW Dark Walnut.
Glides	• Low profile glide	No cost	Specify *with low profile glides.*

Tip: Wood legs are natural wood and may show variations in grain and color.

Tip: Low profile glide reduces seat height from 19" to 16".

Specification Information

Style Number	U.S. Base Price

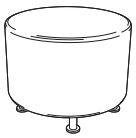

Round Ottoman

TS34401	$592

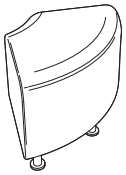

Corner Ottoman

TS34402	$673

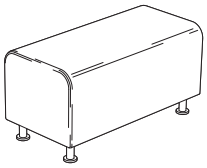

Bench Ottoman

TS34403	$740

▶Detailed dimensions, page 474

For Canadian Pricing
Multiply U.S. Price by the Canadian price factor.
▶See page 1 for details.

▶**Alight Lounge,** continued

Alight Lounge, continued

Ganging Kit

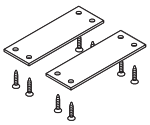

Standard Includes	Required to Specify
• Ganging kit • Two plates • Attachment hardware	Style number

Specification Information

Dimensions D	Dimensions W	Style Number	U.S. Price
2"	6"	**TS31410**	$32

Occasional Tables

	Standard Includes	Required to Specify
▶ Need help? Product details, page 472	• Table: maple veneer base • Veneer edge band to match base • 3/8" clear glass top • Glides	1 Style number 2 Wood color number for base ▶ See *Surface Materials,* page 477.

Specification Information

Dimensions D	Dimensions W	Dimensions H	Style Number	U.S. Price
End Table				
18"	18"	23"	**TS34410T**	$690
Coffee Table				
30"	30"	17"	**TS34411T**	$889

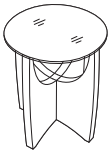



For Canadian Pricing
Multiply U.S. Price by the Canadian price factor.
▶ See page 1 for details.

Surface Materials

▶For Surface Materials matrices for all product lines, see page 575.

Paint

Steelcase Surfaces

Applies to:
- Jenny tablet arm

7207 Black

Applies to:
- Lincoln Lounge legs

8043 Clear Anodized Aluminum
0835 Black

Applies to:
- Shortcut chair and stool five-arm base

4140 Arctic White
4799 Platinum Metallic

Applies to:
- Shortcut with Tripod Base

Price Group 2

0835 Black
4140 Arctic White
4799 Platinum Metallic

Applies to:
- Shortcut X Base chair and stool wire frame base
- Shortcut Wood chair
- Scoop

Price Group 1

4242 Milk
7207 Black
7225 Sand
7236 Fog
7237 Slate
7238 Fieldstone
7239 Midnight
7241 Arctic White
7243 Seagull
7250 Sterling Dark Solid
7278 Dark Bronze
7360 Merle

Tip: Established finishes are available for delivery in 15 business days.

Ⓔ = Established

Price Group 2

0835 Black
4140 Arctic White Gloss
4604 Driftwood
4700 Warm White
4728 Nickel Metallic
4743 Mineral Metallic
4744 Pearl Metallic
4750 Champagne Metallic
4752 Steel Metallic
4788 Gold Dust Metallic
4798 Sterling Metallic
4799 Platinum Metallic
4803 Near Black Metallic
7245 Carbon Metallic
7246 Midnight Metallic

Applies to:
- Shortcut X Base chair and X Base stool
- Scoop

Price Group 3

Lux Coatings

4B20 Obsidian
4B22 Matte Brass
4B23 Burnished Bronze
4B24 Night Bronze
4B25 Matte Copper
4B26 Smoked Mica
4B27 Blue Steel
4B28 Silver Lilac
4B29 Cast Iron
4B30 Bright Gold

Applies to:
- Shortcut X Base chair and stool wire frame base
- Shortcut Wood chair
- Scoop

Accent Paint

1ATB Cloud
1ATG Rose Quartz
1ATH Olivine
1ATJ Sea Salt
1ATK Citrine
4AQ8 Wasabi
4AQ9 Scarlet
4AV3 Blue Jay
4AV4 Baltic
4AX0 Flash
4AX1 Citron
4AY2 Chili
4AZ5 Marlin
4BQ7 Fuchsia
4CZ1 Aubergine
4CZ2 Peacock
4CZ3 Jungle
4CZ4 Merlot
4CZ5 Honey
4CZ6 Lagoon
4CZ7 Saffron
4CZ8 Light Peacock
4EE9 Electric Indigo

Custom Surfaces

Applies to:
- Shortcut X Base chair and stool wire frame base
- Scoop

PerfectMatch

PerfectMatch is a service that allows you to create your own paint color. Refer to the *Surface Materials Reference Manual* for more information about this program.

Price Group 3

4990 PerfectMatch Paint

Plastic

Steelcase Surfaces

Applies to:
- Jenny tablet arm
- Jenny End Table
- Jenny Coffee Table

6000 Black
6001 Coffee
6009 Arctic White
6034 Natural Cherry
6036 Medium Cherry
6037 Winter on Maple
6038 Blonde on Maple Ⓔ
6041 Natural Walnut Ⓔ
6052 Milk
6053 Seagull
6169 Stone
6170 Mocha
61AA Persian Salt
61AB Rose
61AC Indigo
61AD Green Citrine
61AE Dark Olivine
61AF Cloudy
6213 Acacia
6219 Clear Oak
6234 Clear Cherry Ⓔ
6237 Clear Maple
6242 Virginia Walnut
6243 Blackwood Ⓔ
6245 Clear Walnut
6249 Platinum Solid
6271 Plywood
6527 Merle
6615 Grey V5
6619 Ice Ⓔ
6631 Cream
6635 Dawn Ⓔ
6636 Mist
6654 Sand
6655 Warm White
6676 Marbled White Ⓔ
6677 Chocolate Walnut Ⓔ
6678 Marbled Cherry Ⓔ
6694 Slate
6695 Midnight
6697 Fog
6698 Fieldstone
66WA Grey Kingswood
66WB Planked Walnut
66WD Resolute Walnut
66WE Natural Recon
66WF Smoked Walnut
6703 Ash Wenge
6704 Storm Wenge
6705 Bisque Wenge
6706 Clay Wenge
6707 Ash Noce
6708 Bisque Noce
6709 Clay Noce
6710 Storm Noce
6T02 Fawn Cypress
6T04 Saddle Oak
6T05 Veranda Teak
6T07 Walnut Heights
6T08 Aggregate
6T09 Gravel
6T10 Cement
6T12 Sheetrock

Applies to:
- Scoop

Price Group 1

6336 Jazz
6618 White
6682 Cobblestone Ⓔ
6BD9 Carbon Flat
6BE1 Ore

Price Group 2

6BD1 Aubergine
6BD2 Peacock
6BD3 Jungle
6BD4 Merlot
6BD5 Honey
6BD6 Lagoon
6BD7 Saffron

Applies to:
- Buoy

Price Group 1

6009 Arctic White
6205 Black
6333 Picasso
6335 Wasabi
6337 Element
6338 Chili
6BD8 Snow
6BD9 Carbon Flat
6BE1 Ore

Price Group 2

6BD1 Aubergine
6BD2 Peacock
6BD3 Jungle
6BD4 Merlot
6BD5 Honey
6BD6 Lagoon
6BD7 Saffron

Applies to:
- Buoy base

6527 Merle

Applies to:
- Shortcut chair and stool five-arm base

6205 Black

Applies to:
- Shortcut tripod base

6249 Platinum Solid
6295 Near Black
6337 Element

Applies to:
- Shortcut personal worksurface

6053 Seagull
6249 Platinum Solid
6295 Near Black
6337 Element
6654 Sand

▶**Surface Materials,** continued

Surface Materials, continued

Applies to:
- Shortcut shell

Price Group 1

6009 Arctic White
6059 Sterling Dark Solid
6205 Black
6249 Platinum Solid
6259 Midnight
6332 Citron
6333 Picasso
6335 Wasabi
6336 Jazz
6337 Element
6338 Chili
6BD8 Snow
6BD9 Carbon Flat
6BE1 Ore

Price Group 2

6BD1 Aubergine
6BD2 Peacock
6BD3 Jungle
6BD4 Merlot
6BD5 Honey
6BD6 Lagoon
6BD7 Saffron

Tip: Established finishes are available for delivery in 15 business days.

Ⓔ = Established

Laminate

Steelcase Surfaces

Low-Pressure Laminate

Price Group 1

Applies to:
- Jenny tablet arm
- Jenny End Table
- Jenny Coffee Table

Fiber Laminate

2L50 Vanadium Fiber LPL
2L52 Tungsten Fiber LPL

Solid Laminate

247L Black V2 LPL
2L30 Arctic White LPL
2L83 Seagull LPL
2L85 Dune LPL

Woodgrain Laminate

25L1 Winter on Maple LPL
25L5 Virginia Walnut LPL
25L6 Blackwood LPL Ⓔ
25L8 Clear Walnut LPL
262L Marbled Maple LPL Ⓔ
264L Chocolate Walnut LPL Ⓔ
267L Marbled Cherry V2 LPL Ⓔ
26L1 Natural Cherry V2 LPL
2L09 Clear Maple LPL
2LAK Clear Oak LPL
2LAN Ash Noce LPL
2LAT Acacia LPL
2LAW Ash Wenge LPL
2LBN Bisque Noce LPL
2LBW Bisque Wenge LPL
2LCN Clay Noce LPL
2LCW Clay Wenge LPL
2LSN Storm Noce LPL
2LSW Storm Wenge LPL
2LWA Grey Kingswood LPL
2LWB Planked Walnut LPL
2LWD Resolute Walnut LPL
2LWF Smoked Walnut LPL
2LWG Natural Recon LPL
2TL2 Fawn Cypress LPL

Steelcase Surfaces

High-Pressure Laminate

Price Group 1

Applies to:
- Jenny tablet arm
- Jenny End Table
- Jenny Coffee Table

Fiber Laminate

2850 Vanadium Fiber
2852 Tungsten Fiber
2854 Vellum Fiber Ⓔ
2860 Granite Fiber
2862 Stucco Fiber Ⓔ

Micro Laminate

2920 Marl Micro
2921 Gypsum Micro
2922 Clay Micro

Patina Laminate

2870 Blonde Bronze Patina
2873 Instant Iron Patina

Solid Laminate

2722 Cream Ⓔ
2730 Arctic White
2746 Black
2811 Mist Ⓔ
2883 Seagull
2884 Milk
2885 Dune
2HAA Persian Salt
2HAB Rose
2HAC Indigo
2HAD Green Citrine
2HAE Dark Olivine
2HAF Cloudy
2HMG Merle

Speckle Laminate

2820 Coffee Speckle Ⓔ
2823 Driftwood Speckle
2824 Smoke Speckle
2825 Vanadium Speckle

Woodgrain Laminate

2406 Clear Cherry Ⓔ
2412 Natural Cherry
2422 Medium Cherry
2511 Winter on Maple
2535 Virginia Walnut
2536 Blackwood Ⓔ
2538 Clear Walnut
2592 Blonde on Maple Ⓔ
2612 Marbled Maple Ⓔ*
2614 Chocolate Walnut Ⓔ*
2615 Marbled Cherry Ⓔ*
2714 Natural Walnut Ⓔ
2HAK Clear Oak
2HAN Ash Noce
2HAT Acacia
2HAW Ash Wenge
2HBN Bisque Noce
2HBW Bisque Wenge
2HCN Clay Noce
2HCW Clay Wenge
2HSN Storm Noce
2HSW Storm Wenge
2HWA Grey Kingswood
2HWB Planked Walnut
2HWD Resolute Walnut
2HWE Natural Recon
2HWF Smoked Walnut

Tip: Some wood veneer finishes and woodgrain laminates share the same name. Because of the difference in materials, veneers and laminates of the same name are not an exact match but do coordinate with each other.

Price Group 2

Textured Laminate

2TH2 Fawn Cypress
2TH4 Saddle Oak
2TH5 Veranda Teak
2TH7 Walnut Heights
2UH1 Reclaimed Aggregate
2UH2 Reclaimed Gravel
2UH4 Cement*
2UH6 Sheetrock

**2612 Marbled Maple, 2614 Chocolate Walnut, 2615 Marbled Cherry, and 2UH4 Cement have limited availability, determined by product sizing and/or options.*

Custom Surfaces

Open Line Laminate (OLL)

This service allows you to order non-standard laminate at an additional processing fee of $77 U.S. per unit, plus the cost of the laminate.

High-Pressure Laminate pricing does not include premium or digitally printed patterns from any suppliers. Laminate cost may also vary for basic or standard laminates from other suppliers. Please contact the OLL consultant at 616.475.2426 for pricing. The cost of the laminate will be added to your invoice as a separate line on the acknowledgement.

When processing orders for Open Line laminate on turnstone products, specify 2900 in the laminate finish field and enter the OLL manufacturer information. Enter the required edge finish as you would a standard laminate.

Edge color for the Open Line laminate on turnstone products must be determined by the dealer and customer before orders can be entered. Specify appropriate 2K finish number.

Laminate Approval and Material Requirements

To confirm whether a particular laminate has already been tested for use on a specific Steelcase product or to determine material square foot requirements:
- Visit *www.steelcase.com*

For additional information, refer to the *Steelcase Surface Materials Reference Manual*.

Wood

Steelcase Surfaces

Applies to:
- Jenny Lounge square wood legs
- Jenny Lounge wood arms
- Alight End Table
- Alight Coffee Table

3412 Natural Cherry Ⓔ
3522 Clear Maple
3762 Dark Walnut
Tip: Due to natural variations in wood, finished products may vary in color, texture and grain.

Applies to:
- Jenny Lounge round wood legs
- Alight Ottoman round legs

Flat-cut low sheen Grade 1
V1AC Natural Cherry
V1AM Clear Maple
V1EW Dark Walnut

Open-Pore, Planked Veneer
3P41 OP Planked Cherry
3P51 OP Planked Maple
3P61 OP Planked Oak
3P71 OP Planked Walnut

Upholstery

Steelcase Surfaces

Not every upholstery is available on every chair. Please refer to the upholstery matrix on page 607 before specifying.

Price Group 1

Buzz2
Era
Jacks Ⓔ
New Black
Link
Playground Ⓔ
Tip: New Black upholstery has fabric in both price group 1 and price group 2.

Ⓔ = Established

Price Group 2

Chainmail
Cogent: Connect
Cogent: Trails
Foundation
New Black
Nitelights
Stand In
Steelcase Vinyl Ⓔ
Tip: New Black upholstery has fabric in both price group 1 and price group 2.

Price Group 3

Billiard Multi-Use by Designtex
Gaja – Cradle to Cradle Certified™ Silver
Imperma
Redeem
Retrieve
Texel

Price Group 5

Bo Peep
Remix
Silk

Price Group 6

Brisa

Price Group 7

Steelcut Trio

Thread

Steelcase Surfaces

Applies to:
- Pouf

UB01 Charcoal
UB02 Ash
UB03 Powder Blue
UB04 Evergreen
UB05 Bright Red

turnstone Leather

Steelcase Surfaces

Applies to:
- Lincoln Lounge

L304 Black
L305 Brown

Select Surfaces

For information on products within Select Surfaces, including accent paints and fabrics from Designtex, Gabriel, Kvadrat, and Pollack, please refer to the *Surface Materials Reference Manual* or visit *www.steelcase.com/surface-materials* under the Select Surfaces section.

Custom Surfaces

Price Group COM (Customer's Own Material)

Fabric Approval and Yardage
To confirm whether a particular COM material has already been tested for use on a specific Steelcase product or to determine actual yardage requirements:
- Visit *www.steelcase.com*

For additional information regarding Customer's Own Material, call 1.888.STEELCASE.

Custom Surfaces

Customer's Own Material (COM) Program

The Customer's Own Material (COM) program offers the opportunity for customers to select fabrics that are not offered through the standard Steelcase surface materials program for use on Steelcase products. Once approved, you can place your order. Steelcase will facilitate the entire ordering process and give you a production schedule. Steelcase will order the COM fabric directly from the textile manufacturer. For up-to-date information regarding fabric test results for all COM fabrics and details regarding yardage requirements for most seating lines, visit the COM website on *www.steelcase.com*. COMs are not covered under the Steelcase warranty.

Soil Retardants

Soil retardants are treatments that provide long-term soil and stain resistance to a fabric without affecting the shade or the integrity of the fabric. The following Steelcase Textiles are available pre-treated with soil retardant:
- Jacks
- Link

Tables

Statement of Line 482

Product Details

Simple Tables 484

Table Component Facts 486

Specifying

Simple Tables 488

Table Components 515

Power Access and Cable Management 517

Jenny

Occasional Tables 518

Alight

Occasional Tables 519

Surface Materials 520

Statement of Line

Simple Tables

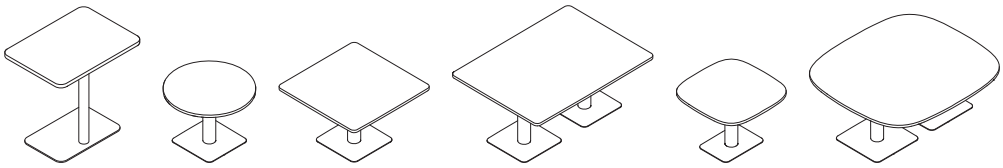

Lounge Height
Understanding
▶ Page 484
Specifying
▶ Pages 488–498

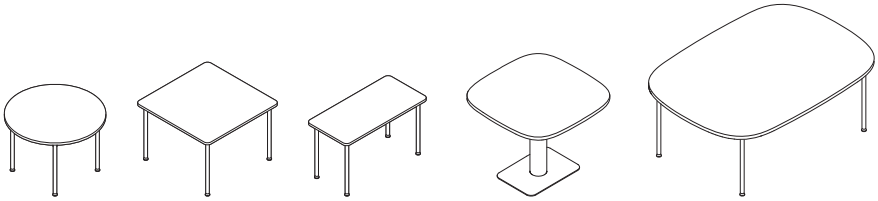

Working Height
Understanding
▶ Page 484
Specifying
▶ Pages 500–508

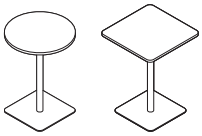

Café-Height
Understanding
▶ Page 484
Specifying
▶ Pages 510–511

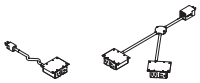

Power
Understanding
▶ Page 485
Specifying
▶ Pages 512–513

Table Components (for Simple Tables)

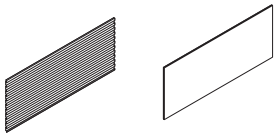

Desk-Mounted Screens
Understanding
▶ Page 486
Specifying
▶ Page 515

Jenny Tables

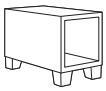

End Table
Understanding
▶ Page 435
Specifying
▶ Page 518

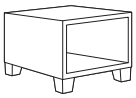

Coffee Table
Understanding
▶ Page 435
Specifying
▶ Page 518

Alight Tables

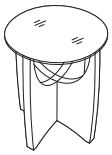

End Table
Understanding
▶ Page 472
Specifying
▶ Page 519

Coffee Table
Understanding
▶ Page 472
Specifying
▶ Page 519

Simple Tables

Simple Tables come in three different heights and five shapes.
▶ Specifying, page 488

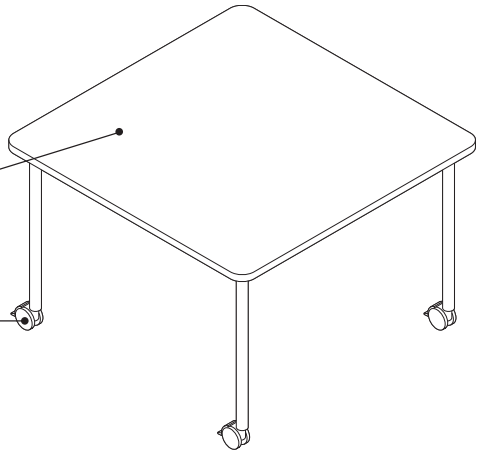

Table tops are 1⅛" thick with edge band color default to match laminate.

Casters are available as an option on working-height post legs. Come in a package of four (two locking and two non-locking).

Power can be added to all tables except the personal size table, ordered separately.
▶ See page 512

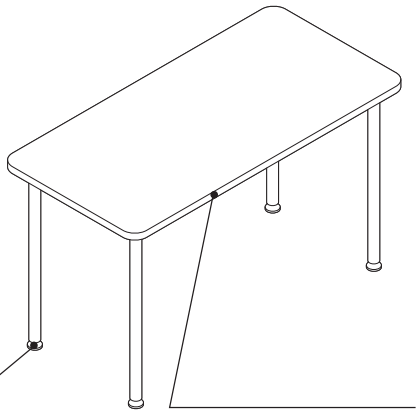

Reinforcing channel (TSATRC57), ordered separately, must be used on tables with post legs that have 60" or more of unsupported knee space.
▶ See page 236

Working-height tables (28½"H) come standard with post legs on glides and are 1½" in diameter with 1" of leveling. Columns and bases are available as an option on working-height table.

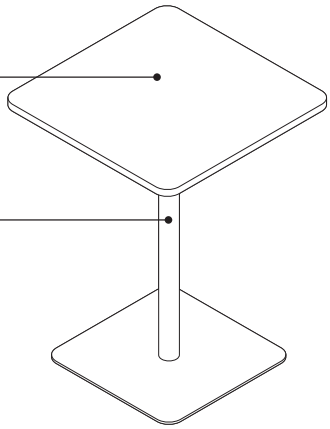

Square table tops come with all four edges crowned.

Café-height tables (41"H) are supported with column bases.
▶ Specifying, page 510

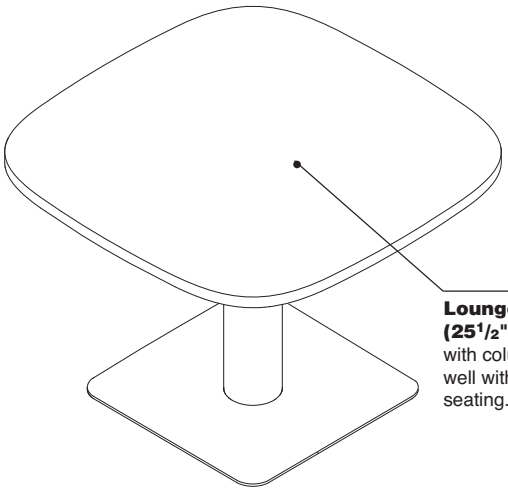

Lounge-height tables (25½"H) are supported with column bases and work well with Campfire lounge seating.

Actual Dimensions

	Lounge–Height	Working–Height	Café–Height
Square	●	●	●
Round	●	●	●
Rectangle	●	●	
Soft Square	●	●	
Soft Rectangle	●	●	

Product Details

Simple Tables come in three different heights and five shapes:

- Lounge height, 25 1/2"H. Shapes – Square, round, rectangle, soft square, and soft rectangle.
- Working height, 28 1/2"H. Shapes – Square, round, rectangle, soft square, and soft rectangle.
- Café or standing height, 42"H. Shapes – Square and round.

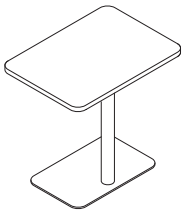

Personal Simple Tables come in 16"–18"D x 24"–28"W with a 3" offset column that allows for maneuvering work close to you. Column is 2 3/4" in diameter and base is 15"W x 23"D.

Table tops are 1 1/8" thick with edge band color default to match laminate.

Bases vary in sizes based on the size of the table top.
▶See Column and Column Base Size Matrices

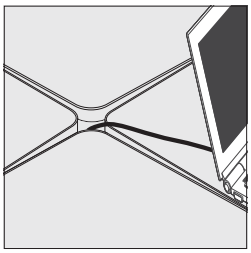

Rectangular and square table tops offer slightly crowned edges that leave a gap to allow power cord routing when two or more tables are used together.
▶Specifying, page 488

Square tops come with all four edges crowned.

Rectangular table tops come with two crowned edges on longer sides.

Power Specifications

Single and double power options come standard with plastic clips and two Velcro straps for cord management.

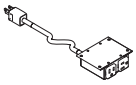

Single power unit
- Two power or one power/one USB-A
- 10 or 15 foot cord length

Determining power cord length depends on the size of the table top and distance to power source.

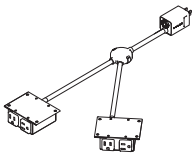

Double power unit
- Four power or three power/one USB-A or two power/two USB-A
- 10 or 15 foot cord length
- Two branch length options

Determining power cord length depends on the size of the table top and distance to power source.

Double power units are ideal for larger tables where more outlets are needed.

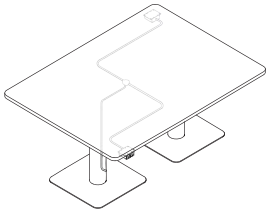

Double power is designed to attach to opposite corners of the table.

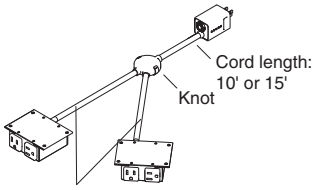

Branch lengths:
Combo 1 (two at 36" each)
Combo 2 (one 51" and one 38")

If you choose the double power option, here are the combo suggestions:
- Up to 54"W – Combo 1 (branch arms 36" each)
- Over to 54"W – Combo 2 (branch arms 51" and 38")

Rectangle power (freestanding or clamp-on) can also be used on Simple Tables. Clamp-on option works with worksurfaces that range from 1/2" to 2 1/2" thick.

Column Matrix

Column and base sizes are determined by the size of the table top.

Table Width	Up to 30"W	31–54"W	55"–72"W
Column Size	One 3" Column	One 5" Column	Two 5" Column

Column Base Size Matrix

Top Size	Base Size
Personal tables	12" x 18"
22" x 30" – 29" x 36"	16" x 22"
30" x 30"	22" x 22"
30" x 31" – 30" x 36"	16" x 22"
22" x 37" – 30" x 40"	22" x 22"
31" x 31" – 40" x 40"	22" x 22"
22" x 41" – 29" x 50"	19" x 28"
30" x 45" – 38" x 50"	19" x 28"
30" x 41" – 38" x 44"	24" x 24"
39" x 41" – 48" x 48"	24" x 24"
22" x 51" – 38" x 54"	21" x 30"
39" x 49" – 42" x 54"	21" x 30"
43" x 49" – 54" x 54"	27" x 27"
22" x 55" – 35" x 72"	(2) 16" x 22"
36" x 55" – 48" x 72"	(2) 22" x 22"
49" x 55" – 60" x 72"	(2) 24" x 24"

Table Component Facts

Simple Tables

▶Specifying, page 515

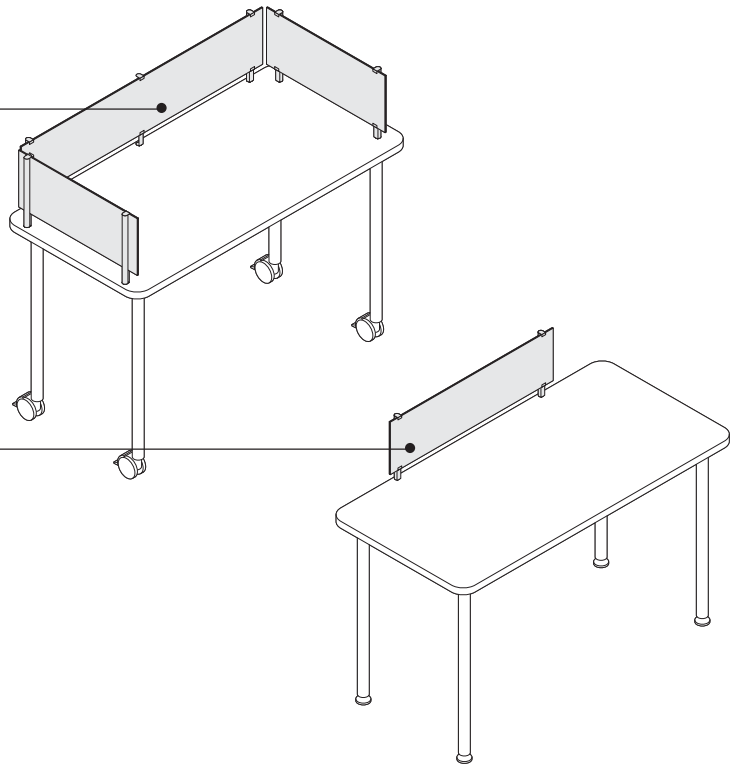

Screens can be attached above the worksurface to the left, right, and rear sides of table desks with post legs.

Screen attaches to the rear of rectangular table desk top.

Screens are not flush with tables. 12" screens are 15"H from the tabletop and 18" screens are 21"H from the tabletop.

Product Details

Screens, 6" smaller than table desks, do not extend full width or full depth of worksurface.

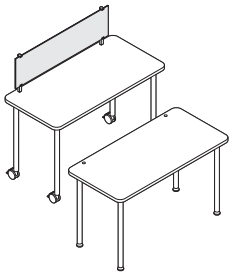

Table desk tops are shipped without screen holes. To attach screens, holes must be drilled on site using the supplied template. Plugs are available through Service Parts (TS5YGMTSR) when screens are not in use and have been removed from the top.

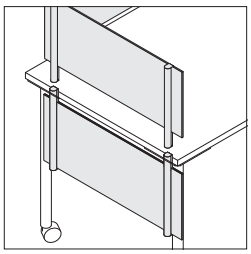

Screen attaches above the worksurface for use as a privacy panel or below the worksurface for use as a modesty panel. Mounting brackets, ordered separately, must be used when attaching screens above and below a worksurface.
▶Page 516

Lounge Personal Table

25 1/2"H

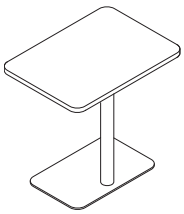

	Standard Includes	Required to Specify
▶Need help? Product details, page 484	• 1 1/8" thick table top: Low-Pressure Laminate (LPL) • Edge band: default color to match laminate • Base and column: paint price group 1	1 Style number 2 Worksurface size type (see below under Required Selections) 3 Depth (see below under Required Selections) 4 Width (see below under Required Selections) 5 Low-Pressure Laminate color number for table top 6 Paint color number for base and column 7 Options, if selected (see below) ▶See *Surface Materials,* page 520.

Tip: Column is offset to allow table to be moved closer to chair.

Tip: Parametric sizes available by the inch.

	Required Selections		U.S. Price	Required to Specify
Size Type	• Modular		No cost	Specify modular.
	• Parametric		No cost	Specify parametric.
Depth	**Modular**	**Parametric**		
	• 16"D		Prices at right	Specify depth.
	• 18"D	17"D–18"D	Prices at right	Specify depth.
Width	**Modular**	**Parametric**		
	• 24"W		Prices at right	Specify width.
	• 26"W	25"W–26"W	Prices at right	Specify width.
	• 28"W	27"W–28"W	Prices at right	Specify width.

	Options	U.S. Price	Required to Specify
Surface Materials	**High-Pressure Laminate top**		
	• High-Pressure Laminate price group 1	Prices at right	Specify High-Pressure Laminate color number.
	• High-Pressure Laminate price group 2	Prices at right	Specify High-Pressure Laminate color number.
	• High-Pressure Laminate price group 3	Prices at right	Specify High-Pressure Laminate color number.
	Base and column		
	• Paint price group 1	No cost	Specify paint color number.
	• Paint price group 2	No cost	Specify paint color number.
	• Paint price group 3	+$106	Specify paint color number.

For Canadian Pricing
Multiply U.S. Price by the Canadian price factor.
▶See page 1 for details.

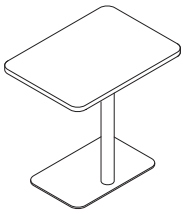

Specification Information

Style Number	Dimensions: Modular Depth	Dimensions: Parametric Depth	Modular Width	U.S. Base Prices: 24"W	26"W	28"W
			Parametric Width		25"W–26"W	27"W–28"W
Low-Pressure Laminate						
TS4WPERLNGE	16"			$498	$503	$508
	18"	17"–18"		$503	$508	$513
High-Pressure Laminate Price Group 1						
TS4WPERLNGE	16"			$513	$519	$526
	18"	17"–18"		$521	$527	$533
High-Pressure Laminate Price Group 2						
TS4WPERLNGE	16"			$520	$526	$533
	18"	17"–18"		$528	$534	$541
High-Pressure Laminate Price Group 3						
TS4WPERLNGE	16"			$533	$539	$547
	18"	17"–18"		$542	$549	$557

For Canadian Pricing
Multiply U.S. Price by the Canadian price factor.
▶ See page 1 for details.

Lounge-Height Round

25 1/2"H

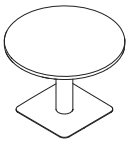

	Standard Includes	Required to Specify
▶Need help? Product details, page 484	• 1 1/8" thick table top: Low-Pressure Laminate (LPL) • Edge band: default color to match laminate • Base and column: paint price group 1	1 Style number 2 Worksurface size type (see below under Required Selections) 3 Diameter (see below under Required Selections) 4 Low-Pressure Laminate color number for table top 5 Paint color number for base and column 6 Options, if selected (see below) ▶See *Surface Materials,* page 520.

Tip: Parametric sizes available by the inch.

Tip: Tops under 31" Dia. get a 3" column. Tops 31" Dia. and larger get a 5" column.
▶See page 485.

	Required Selections		U.S. Price	Required to Specify
Size Type	• Modular		No cost	Specify modular.
	• Parametric		No cost	Specify parametric.
Diameter	**Modular**	**Parametric**		
	• 30" Dia.		Prices at right	Specify diameter.
	• 36" Dia.	31" Dia.–36" Dia.	Prices at right	Specify diameter.
	• 42" Dia.	37" Dia.–42" Dia.	Prices at right	Specify diameter.
	• 48" Dia.	43" Dia.–48" Dia.	Prices at right	Specify diameter.

	Options	U.S. Price	Required to Specify
Surface Materials	**High-Pressure Laminate top**		
	• High-Pressure Laminate price group 1	Prices at right	Specify High-Pressure Laminate color number.
	• High-Pressure Laminate price group 2	Prices at right	Specify High-Pressure Laminate color number.
	• High-Pressure Laminate price group 3	Prices at right	Specify High-Pressure Laminate color number.
	Base and column		
	• Paint price group 1	No cost	Specify paint color number.
	• Paint price group 2	No cost	Specify paint color number.
	• Paint price group 3	+$106	Specify paint color number.
Related Products	• Under-Worksurface Power		▶Pages 512-514
	• Bivi Rectangular Power		▶Page 142

For Canadian Pricing
Multiply U.S. Price by the Canadian price factor.
▶See page 1 for details.

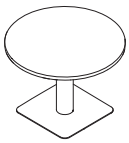

Specification Information

Style Number	Dimensions Modular Diameter	Dimensions Parametric Diameter	U.S. Base Price
Low-Pressure Laminate			
TS4WRDLNGE	30"		$ 679
	36"	31"–36"	$ 839
	42"	37"–42"	$ 954
	48"	43"–48"	$1010
High-Pressure Laminate Price Group 1			
TS4WRDLNGE	30"		$ 721
	36"	31"–36"	$ 892
	42"	37"–42"	$1012
	48"	43"–48"	$1068
High-Pressure Laminate Price Group 2			
TS4WRDLNGE	30"		$ 739
	36"	31"–36"	$ 912
	42"	37"–42"	$1034
	48"	43"–48"	$1092
High-Pressure Laminate Price Group 3			
TS4WRDLNGE	30"		$ 774
	36"	31"–36"	$ 955
	42"	37"–42"	$1082
	48"	43"–48"	$1141

For Canadian Pricing
Multiply U.S. Price by the Canadian price factor.
▶ See page 1 for details.

Lounge-Height Square

25 1/2"H

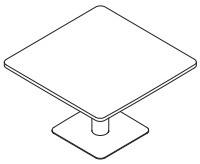

	Standard Includes	Required to Specify
▶Need help? Product details, page 484	• 1 1/8" thick table top: Low-Pressure Laminate (LPL) • Edge band: default color to match laminate • Base and column: paint price group 1	1 Style number 2 Worksurface size type (see below under Required Selections) 3 Width (see below under Required Selections) 4 Low-Pressure Laminate color number for table top 5 Paint color number for base and column 6 Options, if selected (see below) ▶See *Surface Materials,* page 520.

Tip: Parametric sizes available by the inch.

Tip: Tops under 31"W get a 3" column. Tops 31"W and larger get a 5" column.
▶See page 485.

	Required Selections		U.S. Price	Required to Specify
Size Type	• Modular		No cost	Specify modular.
	• Parametric		No cost	Specify parametric.
Width	**Modular**	**Parametric**		
	• 30"W		Prices at right	Specify width.
	• 36"W	31"W–36"W	Prices at right	Specify width.
	• 42"W	37"W–42"W	Prices at right	Specify width.
	• 48"W	43"W–48"W	Prices at right	Specify width.

	Options	U.S. Price	Required to Specify
Surface Materials	**High-Pressure Laminate top**		
	• High-Pressure Laminate price group 1	Prices at right	Specify High-Pressure Laminate color number.
	• High-Pressure Laminate price group 2	Prices at right	Specify High-Pressure Laminate color number.
	• High-Pressure Laminate price group 3	Prices at right	Specify High-Pressure Laminate color number.
	Base and column		
	• Paint price group 1	No cost	Specify paint color number.
	• Paint price group 2	No cost	Specify paint color number.
	• Paint price group 3	+$106	Specify paint color number.
Related Products	• Under-Worksurface Power		▶Pages 512-514
	• Bivi Rectangular Power		▶Page 142

For Canadian Pricing
Multiply U.S. Price by the Canadian price factor.
▶See page 1 for details.

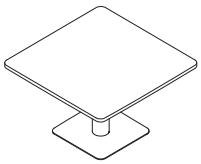

Specification Information

Style Number	Dimensions Modular Width	Dimensions Parametric Width	U.S. Base Price
Low-Pressure Laminate			
TS4WSQLNGE	30"		$ 679
	36"	31"–36"	$ 839
	42"	37"–42"	$ 954
	48"	43"–48"	$1010
High-Pressure Laminate Price Group 1			
TS4WSQLNGE	30"		$ 721
	36"	31"–36"	$ 892
	42"	37"–42"	$1012
	48"	43"–48"	$1068
High-Pressure Laminate Price Group 2			
TS4WSQLNGE	30"		$ 739
	36"	31"–36"	$ 912
	42"	37"–42"	$1034
	48"	43"–48"	$1092
High-Pressure Laminate Price Group 3			
TS4WSQLNGE	30"		$ 774
	36"	31"–36"	$ 955
	42"	37"–42"	$1082
	48"	43"–48"	$1141

For Canadian Pricing
Multiply U.S. Price by the Canadian price factor.
▶ See page 1 for details.

Lounge-Height Rectangle

25 1/2"H

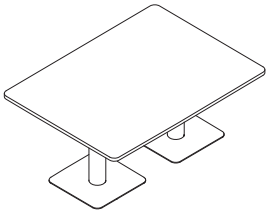

	Standard Includes	Required to Specify
▶Need help? Product details, page 484	• 1 1/8" thick table top: Low-Pressure Laminate (LPL) • Edge band: default color to match laminate • Base and column: paint price group 1	1 Style number 2 Worksurface size type (see below under Required Selections) 3 Depth (see below under Required Selections) 4 Width (see below under Required Selections) 5 Low-Pressure Laminate color number for table top 6 Paint color number for base and column 7 Options, if selected (see below) ▶See *Surface Materials,* page 520.

Tip: Parametric sizes available by the inch.

Tip: Tops under 31"W get a 3" column. Tops 31"W and larger get a 5" column. Tops 55"W and over get two 5" columns.
▶See page 485.

	Required Selections		U.S. Price	Required to Specify
Size Type	• Modular		No cost	Specify modular.
	• Parametric		No cost	Specify parametric.
Depth	**Modular**	**Parametric**		
	• 22"D		Prices at right	Specify depth.
	• 24"D	23"D–24"D	Prices at right	Specify depth.
	• 30"D	25"D–30"D	Prices at right	Specify depth.
	• 36"D	31"D–36"D	Prices at right	Specify depth.
	• 42"D	37"D–42"D	Prices at right	Specify depth.
Width	**Modular**	**Parametric**		
	• 30"W		Prices at right	Specify width.
	• 36"W	31"W–36"W	Prices at right	Specify width.
	• 42"W	37"W–42"W	Prices at right	Specify width.
	• 48"W	43"W–48"W	Prices at right	Specify width.
	• 54"W	49"W–54"W	Prices at right	Specify width.
	• 60"W	55"W–60"W	Prices at right	Specify width.
	• 66"W	61"W–66"W	Prices at right	Specify width.
	• 72"W	67"W–72"W	Prices at right	Specify width.

	Options	U.S. Price	Required to Specify
Surface Materials	**High-Pressure Laminate top**		
	• High-Pressure Laminate price group 1	Prices at right	Specify High-Pressure Laminate color number.
	• High-Pressure Laminate price group 2	Prices at right	Specify High-Pressure Laminate color number.
	• High-Pressure Laminate price group 3	Prices at right	Specify High-Pressure Laminate color number.
	Base and column		
	• Paint price group 1	No cost	Specify paint color number.
	• Paint price group 2	No cost	Specify paint color number.
	• Paint price group 3	+$106	Specify paint color number.
Related Products	• Under-Worksurface Power		▶Pages 512-514
	• Bivi Rectangular Power		▶Page 142

For Canadian Pricing
Multiply U.S. Price by the Canadian price factor.
▶See page 1 for details.

Specification Information

Style Number	Dimensions: Modular Depth	Dimensions: Parametric Depth		U.S. Base Prices							
			Modular Width	30"W	36"W	42"W	48"W	54"W	60"W	66"W	72"W
			Parametric Width		31"W–36"W	37"W–42"W	43"W–48"W	49"W–54"W	55"W–60"W	61"W–66"W	67"W–72"W

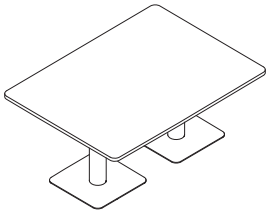

Low-Pressure Laminate

TS4WRECLNGE	22"		$650	$751	$ 881	$ 902	$ 922	$1295	$1322	$1358
	24"	23"–24"	$663	$773	$ 886	$ 912	$ 933	$1312	$1348	$1373
	30"	25"–30"	$679	$798	$ 907	$ 980	$ 995	$1342	$1436	$1472
	36"	31"–36"	N.A.	$839	$ 927	$ 995	$1052	$1441	$1534	$1565
	42"	37"–42"	N.A.	N.A.	$ 954	$1005	$1068	$1534	$1581	$1602

High-Pressure Laminate Price Group 1

TS4WRECLNGE	22"		$684	$785	$ 918	$ 941	$ 964	$1339	$1369	$1411
	24"	23"–24"	$692	$808	$ 925	$ 952	$ 976	$1356	$1396	$1431
	30"	25"–30"	$721	$840	$ 950	$1023	$1039	$1388	$1489	$1533
	36"	31"–36"	N.A.	$892	$ 981	$1050	$1108	$1498	$1592	$1628
	42"	37"–42"	N.A.	N.A.	$1012	$1065	$1130	$1600	$1654	$1680

High-Pressure Laminate Price Group 2

TS4WRECLNGE	22"		$692	$799	$ 934	$ 958	$ 982	$1358	$1388	$1431
	24"	23"–24"	$703	$823	$ 942	$ 970	$ 992	$1372	$1415	$1453
	30"	25"–30"	$739	$858	$ 967	$1042	$1058	$1407	$1509	$1556
	36"	31"–36"	N.A.	$912	$1001	$1071	$1129	$1520	$1614	$1653
	42"	37"–42"	N.A.	N.A.	$1034	$1088	$1154	$1626	$1683	$1711

High-Pressure Laminate Price Group 3

TS4WRECLNGE	22"		$719	$828	$ 964	$ 991	$1017	$1395	$1427	$1474
	24"	23"–24"	$728	$853	$ 975	$1004	$1027	$1407	$1454	$1501
	30"	25"–30"	$774	$893	$1002	$1078	$1095	$1445	$1552	$1608
	36"	31"–36"	N.A.	$955	$1045	$1117	$1175	$1568	$1662	$1705
	42"	37"–42"	N.A.	N.A.	$1082	$1138	$1207	$1681	$1745	$1777

Lounge-Height Soft Square

25 1/2"H

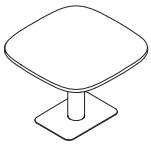

	Standard Includes	Required to Specify
▶Need help? Product details, page 484	• 1 1/8" thick table top: Low-Pressure Laminate (LPL) • Edge band: default color to match laminate • Base and column: paint price group 1	1 Style number 2 Worksurface size type (see below under Required Selections) 3 Width (see below under Required Selections) 4 Low-Pressure Laminate color number for table top 5 Paint color number for base and column 6 Options, if selected (see below) ▶See *Surface Materials,* page 520.

Tip: Parametric sizes available by the inch.

Tip: Tops 36"W and over get a 5" column. Tops 55"W and over get two 5" columns.
▶See page 485.

	Required Selections		U.S. Price	Required to Specify
Size Type	• Modular		No cost	Specify modular.
	• Parametric		No cost	Specify parametric.
Width	**Modular**	**Parametric**		
	• 36"W		Prices at right	Specify width.
	• 42"W	37"W–42"W	Prices at right	Specify width.
	• 48"W	43"W–48"W	Prices at right	Specify width.
	• 54"W	49"W–54"W	Prices at right	Specify width.
	• 60"W	55"W–60"W	Prices at right	Specify width.

	Options	U.S. Price	Required to Specify
Surface Materials	**High-Pressure Laminate top**		
	• High-Pressure Laminate price group 1	Prices at right	Specify High-Pressure Laminate color number.
	• High-Pressure Laminate price group 2	Prices at right	Specify High-Pressure Laminate color number.
	• High-Pressure Laminate price group 3	Prices at right	Specify High-Pressure Laminate color number.
	Base and column		
	• Paint price group 1	No cost	Specify paint color number.
	• Paint price group 2	No cost	Specify paint color number.
	• Paint price group 3	+$106	Specify paint color number.
Related Products	• Under-Worksurface Power		▶Pages 512-514
	• Bivi Rectangular Power		▶Page 142

For Canadian Pricing
Multiply U.S. Price by the Canadian price factor.
▶See page 1 for details.

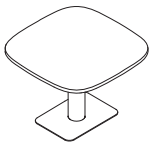

Specification Information

Style Number	Dimensions Modular Width	Dimensions Parametric Width	U.S. Base Price
Low-Pressure Laminate			
TS4WSFTSQLNGE	36"		$ 851
	42"	37"–42"	$ 959
	48"	43"–48"	$1026
	54"	49"–54"	$1207
	60"	55"–60"	$1648
High-Pressure Laminate Price Group 1			
TS4WSFTSQLNGE	36"		$ 904
	42"	37"–42"	$1017
	48"	43"–48"	$1092
	54"	49"–54"	$1280
	60"	55"–60"	$1733
High-Pressure Laminate Price Group 2			
TS4WSFTSQLNGE	36"		$ 924
	42"	37"–42"	$1039
	48"	43"–48"	$1118
	54"	49"–54"	$1309
	60"	55"–60"	$1767
High-Pressure Laminate Price Group 3			
TS4WSFTSQLNGE	36"		$ 967
	42"	37"–42"	$1087
	48"	43"–48"	$1173
	54"	49"–54"	$1371
	60"	55"–60"	$1840

For Canadian Pricing
Multiply U.S. Price by the Canadian price factor.
▶ See page 1 for details.

Lounge-Height Soft Rectangle

25 1/2"H

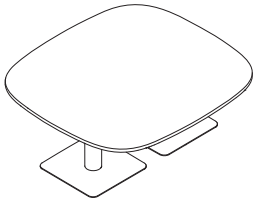

	Standard Includes	Required to Specify
▶Need help? Product details, page 484	• 1 1/8" thick table top: Low-Pressure Laminate (LPL) • Edge band: default color to match laminate • Base and column: paint price group 1	1 Style number 2 Worksurface size type (see below under Required Selections) 3 Depth (see below under Required Selections) 4 Width (see below under Required Selections) 5 Low-Pressure Laminate color number for table top 6 Paint color number for base and column 7 Options, if selected (see below) ▶See *Surface Materials,* page 520.

Tip: Parametric sizes available by the inch.

Tip: Tops 36"W and over get a 5" column. Tops 55"W and over get two 5" columns.
▶See page 485.

	Required Selections		U.S. Price	Required to Specify
Size Type	• Modular		No cost	Specify modular.
	• Parametric		No cost	Specify parametric.
Depth	**Modular**	**Parametric**		
	• 36"D		Prices at right	Specify depth.
	• 42"D	37"D–42"D	Prices at right	Specify depth.
	• 48"D	43"D–48"D	Prices at right	Specify depth.
	• 54"D	49"D–54"D	Prices at right	Specify depth.
	• 60"D	55"D–60"D	Prices at right	Specify depth.
Width	**Modular**	**Parametric**		
	• 36"W		Prices at right	Specify width.
	• 42"W	37"W–42"W	Prices at right	Specify width.
	• 48"W	43"W–48"W	Prices at right	Specify width.
	• 54"W	49"W–54"W	Prices at right	Specify width.
	• 60"W	55"W–60"W	Prices at right	Specify width.
	• 66"W	61"W–66"W	Prices at right	Specify width.
	• 72"W	67"W–72"W	Prices at right	Specify width.

	Options	U.S. Price	Required to Specify
Surface Materials	**High-Pressure Laminate top**		
	• High-Pressure Laminate price group 1	Prices at right	Specify High-Pressure Laminate color number.
	• High-Pressure Laminate price group 2	Prices at right	Specify High-Pressure Laminate color number.
	• High-Pressure Laminate price group 3	Prices at right	Specify High-Pressure Laminate color number.
	Base and column		
	• Paint price group 1	No cost	Specify paint color number.
	• Paint price group 2	No cost	Specify paint color number.
	• Paint price group 3	+$106	Specify paint color number.
Related Products	• Under-Worksurface Power		▶Pages 512-514
	• Bivi Rectangular Power		▶Page 142

For Canadian Pricing
Multiply U.S. Price by the Canadian price factor.
▶See page 1 for details.

Specification Information

Style Number	Dimensions: Modular Depth	Dimensions: Parametric Depth		U.S. Base Prices						
			Modular Width	36"W	42"W	48"W	54"W	60"W	66"W	72"W
			Parametric Width		37"W–42"W	43"W–48"W	49"W–54"W	55"W–60"W	61"W–66"W	67"W–72"W

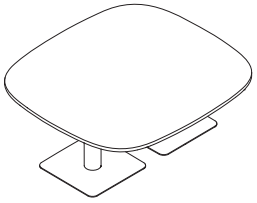

Low-Pressure Laminate

TS4WSFTRECLNGE	36"		$851	$ 933	$1000	$1063	$1524	$1602	$1627
	42"	37"–42"	N.A.	$ 959	$1016	$1073	$1555	$1643	$1674
	48"	43"–48"	N.A.	N.A.	$1026	$1192	$1581	$1659	$1695
	54"	49"–54"	N.A.	N.A.	N.A.	$1207	$1632	$1695	$1715
	60"	55"–60"	N.A.	N.A.	N.A.	N.A.	$1648	$1715	$1741

High-Pressure Laminate Price Group 1

TS4WSFTRECLNGE	36"		$904	$ 987	$1055	$1119	$1581	$1660	$1690
	42"	37"–42"	N.A.	$1017	$1076	$1135	$1621	$1716	$1752
	48"	43"–48"	N.A.	N.A.	$1092	$1258	$1649	$1734	$1775
	54"	49"–54"	N.A.	N.A.	N.A.	$1280	$1715	$1784	$1809
	60"	55"–60"	N.A.	N.A.	N.A.	N.A.	$1733	$1809	$1845

High-Pressure Laminate Price Group 2

TS4WSFTRECLNGE	36"		$924	$1007	$1076	$1140	$1603	$1682	$1715
	42"	37"–42"	N.A.	$1039	$1099	$1159	$1647	$1745	$1783
	48"	43"–48"	N.A.	N.A.	$1118	$1284	$1676	$1764	$1807
	54"	49"–54"	N.A.	N.A.	N.A.	$1309	$1748	$1819	$1846
	60"	55"–60"	N.A.	N.A.	N.A.	N.A.	$1767	$1846	$1887

High-Pressure Laminate Price Group 3

TS4WSFTRECLNGE	36"		$967	$1051	$1122	$1186	$1651	$1730	$1767
	42"	37"–42"	N.A.	$1087	$1149	$1212	$1702	$1807	$1849
	48"	43"–48"	N.A.	N.A.	$1173	$1339	$1733	$1828	$1875
	54"	49"–54"	N.A.	N.A.	N.A.	$1371	$1818	$1893	$1925
	60"	55"–60"	N.A.	N.A.	N.A.	N.A.	$1840	$1925	$1975

For Canadian Pricing
Multiply U.S. Price by the Canadian price factor.
▶ See page 1 for details.

Working-Height Round

28 1/2"H

	Standard Includes	Required to Specify
▶Need help? Product details, page 484	• 1 1/8" thick table top: Low-Pressure Laminate (LPL) • Edge band: default color to match laminate • Post legs: paint price group 1 • Glides, if post legs are selected	1 Style number 2 Worksurface size type (see below under Required Selections) 3 Diameter (see below under Required Selections) 4 Low-Pressure Laminate color number for table top 5 Paint color number for post legs 6 Options, if selected (see below) ▶See *Surface Materials,* page 520.

Tip: Parametric sizes available by the inch.

	Required Selections		U.S. Price	Required to Specify
Size Type	• Modular		No cost	Specify modular.
	• Parametric		No cost	Specify parametric.
Diameter	**Modular**	**Parametric**		
	• 30" Dia.		Prices at right	Specify diameter.
	• 36" Dia.	31" Dia.–36" Dia.	Prices at right	Specify diameter.
	• 42" Dia.	37" Dia.–42" Dia.	Prices at right	Specify diameter.
	• 48" Dia.	43" Dia.–48" Dia.	Prices at right	Specify diameter.

Tip: Tops under 31" Dia. get a 3" column. Tops 31" Dia. and larger get a 5" column.
▶See page 485.

Tip: Glides on post legs are 1 1/2" long and provide 1" of leveling.

	Options	U.S. Price	Required to Specify
Surface Materials	**High-Pressure Laminate top**		
	• High-Pressure Laminate price group 1	Prices at right	Specify High-Pressure Laminate color number.
	• High-Pressure Laminate price group 2	Prices at right	Specify High-Pressure Laminate color number.
	• High-Pressure Laminate price group 3	Prices at right	Specify High-Pressure Laminate color number.
	Base		
	• Paint price group 1	No cost	Specify paint color number.
	• Paint price group 2	No cost	Specify paint color number.
	• Paint price group 3	+$118	Specify paint color number.
Column Base	• 30" Dia. tops	+$135	Specify *with column.*
	• Up to 36" Dia. tops	+$285	Specify *with column.*
	• 37" Dia.–48" Dia. tops	+$388	Specify *with column.*
Casters for Post Legs	• Four casters (two locking and two non-locking)	+$ 48	Specify *with casters.*
Related Products	• Under-Worksurface Power		▶Pages 512-514
	• Bivi Rectangular Power		▶Page 142

For Canadian Pricing
Multiply U.S. Price by the Canadian price factor.
▶See page 1 for details.

Specification Information

Style Number	Dimensions Modular Diameter	Dimensions Parametric Diameter	U.S. Base Price
Low-Pressure Laminate			
TS4WRD	30"		$549
	36"	31"–36"	$586
	42"	37"–42"	$603
	48"	43"–48"	$632
High-Pressure Laminate Price Group 1			
TS4WRD	30"		$591
	36"	31"–36"	$639
	42"	37"–42"	$661
	48"	43"–48"	$695
High-Pressure Laminate Price Group 2			
TS4WRD	30"		$609
	36"	31"–36"	$659
	42"	37"–42"	$683
	48"	43"–48"	$720
High-Pressure Laminate Price Group 3			
TS4WRD	30"		$644
	36"	31"–36"	$702
	42"	37"–42"	$731
	48"	43"–48"	$772

For Canadian Pricing
Multiply U.S. Price by the Canadian price factor.
▶ See page 1 for details.

Working-Height Square

28 1/2"H

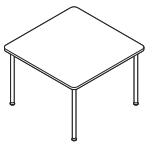

	Standard Includes	Required to Specify
▶Need help? Product details, page 484	• 1 1/8" thick table top: Low-Pressure Laminate (LPL) • Edge band: default color to match laminate • Post legs: paint price group 1 • Glides, if post legs are selected	1 Style number 2 Worksurface size type (see below under Required Selections) 3 Width (see below under Required Selections) 4 Low-Pressure Laminate color number for table top 5 Paint color number for post legs 6 Options, if selected (see below) ▶See *Surface Materials,* page 520.

Tip: Parametric sizes available by the inch.

	Required Selections		U.S. Price	Required to Specify
Size Type	• Modular		No cost	Specify modular.
	• Parametric		No cost	Specify parametric.
Width	**Modular**	**Parametric**		
	• 30"W		Prices at right	Specify width.
	• 36"W	31"W–36"W	Prices at right	Specify width.
	• 42"W	37"W–42"W	Prices at right	Specify width.
	• 48"W	43"W–48"W	Prices at right	Specify width.

	Options	U.S. Price	Required to Specify
Surface Materials	**High-Pressure Laminate top**		
	• High-Pressure Laminate price group 1	Prices at right	Specify High-Pressure Laminate color number.
	• High-Pressure Laminate price group 2	Prices at right	Specify High-Pressure Laminate color number.
	• High-Pressure Laminate price group 3	Prices at right	Specify High-Pressure Laminate color number.
	Base		
	• Paint price group 1	No cost	Specify paint color number.
	• Paint price group 2	No cost	Specify paint color number.
	• Paint price group 3	+$118	Specify paint color number.
Column Base	• Up to 30"W tops	+$135	Specify *with column.*
	• 36"W tops	+$285	Specify *with column.*
	• 37"W–48"W tops	+$388	Specify *with column.*
Casters for Post Legs	• Four casters (two locking and two non-locking)	+$ 48	Specify *with casters.*
Related Products	• Under-Worksurface Power		▶Pages 512-514
	• Bivi Rectangular Power		▶Page 142

Tip: Tops under 31" Dia. get a 3" column. Tops 31" Dia. and larger get a 5" column. ▶See page 485.

Tip: Glides on post legs are 1 1/2" long and provide 1" of leveling.

For Canadian Pricing
Multiply U.S. Price by the Canadian price factor.
▶See page 1 for details.

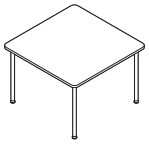

Specification Information

Style Number	Dimensions Modular Width	Dimensions Parametric Width	U.S. Base Price
Low-Pressure Laminate			
TS4WSQ	30"		$549
	36"	31"–36"	$586
	42"	37"–42"	$603
	48"	43"–48"	$632
High-Pressure Laminate Price Group 1			
TS4WSQ	30"		$591
	36"	31"–36"	$639
	42"	37"–42"	$661
	48"	43"–48"	$695
High-Pressure Laminate Price Group 2			
TS4WSQ	30"		$609
	36"	31"–36"	$659
	42"	37"–42"	$683
	48"	43"–48"	$720
High-Pressure Laminate Price Group 3			
TS4WSQ	30"		$644
	36"	31"–36"	$702
	42"	37"–42"	$731
	48"	43"–48"	$772

For Canadian Pricing
Multiply U.S. Price by the Canadian price factor.
▶ See page 1 for details.

Working-Height Rectangle

28 1/2"H

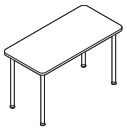

	Standard Includes	Required to Specify
▶Need help? Product details, page 484	• 1 1/8" thick table top: Low-Pressure Laminate (LPL) • Edge band: default color to match laminate • Post legs: paint price group 1 • Glides, if post legs are selected	1 Style number 2 Worksurface size type (see below under Required Selections) 3 Depth (see below under Required Selections) 4 Width (see below under Required Selections) 5 Low-Pressure Laminate color number for table top 6 Paint color number for post legs 7 Options, if selected (see below) ▶See *Surface Materials,* page 520.

Tip: Parametric sizes available by the inch.

*Tip: Reinforcing channel **(TSATRC57)**, ordered separately, must be used on tables with post legs that have 60" or more of unsupported knee space.*

	Required Selections		U.S. Price	Required to Specify
Size Type	• Modular		No cost	Specify modular.
	• Parametric		No cost	Specify parametric.
Depth	**Modular**	**Parametric**		
	• 24"D		Prices at right	Specify depth.
	• 30"D	25"D–30"D	Prices at right	Specify depth.
	• 36"D	31"D–36"D	Prices at right	Specify depth.
	• 42"D	37"D–42"D	Prices at right	Specify depth.
Width	**Modular**	**Parametric**		
	• 30"W		Prices at right	Specify width.
	• 36"W	31"W–36"W	Prices at right	Specify width.
	• 42"W	37"W–42"W	Prices at right	Specify width.
	• 48"W	43"W–48"W	Prices at right	Specify width.
	• 54"W	49"W–54"W	Prices at right	Specify width.
	• 60"W	55"W–60"W	Prices at right	Specify width.
	• 66"W	61"W–66"W	Prices at right	Specify width.
	• 72"W	67"W–72"W	Prices at right	Specify width.

	Options	U.S. Price	Required to Specify
Surface Materials	**High-Pressure Laminate top**		
	• High-Pressure Laminate price group 1	Prices at right	Specify High-Pressure Laminate color number.
	• High-Pressure Laminate price group 2	Prices at right	Specify High-Pressure Laminate color number.
	• High-Pressure Laminate price group 3	Prices at right	Specify High-Pressure Laminate color number.
	Base		
	• Paint price group 1	No cost	Specify paint color number.
	• Paint price group 2	No cost	Specify paint color number.
	• Paint price group 3	+$118	Specify paint color number.
Column Base	• 30"W tops	+$135	Specify *with column.*
	• Up to 36"W tops	+$285	Specify *with column.*
	• 37"W–54"W tops	+$388	Specify *with column.*
	• 55"W–72"W tops	+$726	Specify *with column.*
Casters for Post Legs	• Four casters (two locking and two non-locking)	+$ 48	Specify *with casters.*
Related Products	• Under-Worksurface Power		▶Pages 512-514
	• Bivi Rectangular Power		▶Page 142

Tip: Tops under 31"W get a 3" column. Tops 31"W and over get a 5" column. Tops 55"W and over get two 5" columns.
▶See page 485.

Tip: Glides on post legs are 1 1/2" long and provide 1" of leveling.

For Canadian Pricing
Multiply U.S. Price by the Canadian price factor.
▶See page 1 for details.

Specification Information

Style Number	Dimensions: Modular Depth	Dimensions: Parametric Depth		U.S. Base Prices: 30"W	36"W	42"W	48"W	54"W	60"W	66"W	72"W
			Modular Width								
			Parametric Width		31"W–36"W	37"W–42"W	43"W–48"W	59"W–54"W	55"W–60"W	61"W–66"W	67"W–72"W

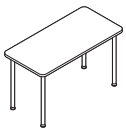

Low-Pressure Laminate

TS4WREC	24"		$529	$534	$539	$544	$554	$622	$ 736	$ 768
	30"	25"–30"	$549	$570	$591	$602	$617	$637	$ 756	$ 788
	36"	31"–36"	N.A.	$586	$602	$643	$690	$762	$ 839	$ 856
	42"	37"–42"	N.A.	N.A.	$614	$726	$762	$851	$ 902	$ 938

High-Pressure Laminate Price Group 1

TS4WREC	24"		$558	$569	$578	$584	$597	$666	$ 784	$ 826
	30"	25"–30"	$591	$612	$634	$645	$661	$683	$ 809	$ 849
	36"	31"–36"	N.A.	$639	$656	$698	$746	$819	$ 897	$ 919
	42"	37"–42"	N.A.	N.A.	$672	$786	$826	$917	$ 975	$1016

High-Pressure Laminate Price Group 2

TS4WREC	24"		$569	$576	$582	$600	$612	$682	$ 803	$ 848
	30"	25"–30"	$609	$630	$651	$664	$680	$702	$ 829	$ 872
	36"	31"–36"	N.A.	$659	$676	$719	$767	$841	$ 919	$ 944
	42"	37"–42"	N.A.	N.A.	$694	$809	$848	$943	$1004	$1047

High-Pressure Laminate Price Group 3

TS4WREC	24"		$594	$603	$609	$633	$646	$717	$ 842	$ 896
	30"	25"–30"	$644	$665	$686	$700	$717	$740	$ 872	$ 924
	36"	31"–36"	N.A.	$702	$720	$765	$813	$889	$ 967	$ 996
	42"	37"–42"	N.A.	N.A.	$742	$859	$901	$998	$1066	$1113

For Canadian Pricing
Multiply U.S. Price by the Canadian price factor.
▶ See page 1 for details.

Working-Height Soft Square

28 1/2"H

	Standard Includes	Required to Specify
▶Need help? Product details, page 484	• 1 1/8" thick table top: Low-Pressure Laminate (LPL) • Edge band: default color to match laminate • Post legs: paint price group 1 • Glides, if post legs are selected	1 Style number 2 Worksurface size type (see below under Required Selections) 3 Width (see below under Required Selections) 4 Low-Pressure Laminate color number for table top 5 Paint color number for post legs 6 Options, if selected (see below) ▶See *Surface Materials,* page 520.

Tip: Parametric sizes available by the inch.

*Tip: Reinforcing channel **(TSATRC57)**, ordered separately, must be used on tables with post legs that have 60" or more of unsupported knee space.*

	Required Selections		U.S. Price	Required to Specify
Size Type	• Modular		No cost	Specify modular.
	• Parametric		No cost	Specify parametric.
Width	**Modular**	**Parametric**		
	• 36"W		Prices at right	Specify width.
	• 42"W	37"W–42"W	Prices at right	Specify width.
	• 48"W	43"W–48"W	Prices at right	Specify width.
	• 54"W	49"W–54"W	Prices at right	Specify width.
	• 60"W	55"W–60"W	Prices at right	Specify width.

Tip: Tops 36"W and over get a 5" column. Tops 55"W and over get two 5" columns.
▶See page 485.

Tip: Glides on post legs are 1 1/2" long and provide 1" of leveling.

	Options	U.S. Price	Required to Specify
Surface Materials	**High-Pressure Laminate top**		
	• High-Pressure Laminate price group 1	Prices at right	Specify High-Pressure Laminate color number.
	• High-Pressure Laminate price group 2	Prices at right	Specify High-Pressure Laminate color number.
	• High-Pressure Laminate price group 3	Prices at right	Specify High-Pressure Laminate color number.
	Base		
	• Paint price group 1	No cost	Specify paint color number.
	• Paint price group 2	No cost	Specify paint color number.
	• Paint price group 3	+$118	Specify paint color number.
Column Base	• 36"W tops	+$285	Specify *with column.*
	• 37"W–54"W tops	+$388	Specify *with column.*
	• 55"W–60"W tops	+$726	Specify *with column.*
Casters for Post Legs	• Four casters (two locking and two non-locking)	+$ 48	Specify *with casters.*
Related Products	• Under-Worksurface Power		▶Pages 512-514
	• Bivi Rectangular Power		▶Page 142

For Canadian Pricing
Multiply U.S. Price by the Canadian price factor.
▶See page 1 for details.

Specification Information

Style Number	Dimensions Modular Width	Dimensions Parametric Width	U.S. Base Price
Low-Pressure Laminate			
TS4WSFTSQ	36"		$ 591
	42"	37"–42"	$ 637
	48"	43"–48"	$ 715
	54"	49"–54"	$ 856
	60"	55"–60"	$ 927
High-Pressure Laminate Price Group 1			
TS4WSFTSQ	36"		$ 644
	42"	37"–42"	$ 695
	48"	43"–48"	$ 781
	54"	49"–54"	$ 929
	60"	55"–60"	$1012
High-Pressure Laminate Price Group 2			
TS4WSFTSQ	36"		$ 664
	42"	37"–42"	$ 717
	48"	43"–48"	$ 807
	54"	49"–54"	$ 958
	60"	55"–60"	$1046
High-Pressure Laminate Price Group 3			
TS4WSFTSQ	36"		$ 707
	42"	37"–42"	$ 765
	48"	43"–48"	$ 862
	54"	49"–54"	$1020
	60"	55"–60"	$1119

For Canadian Pricing
Multiply U.S. Price by the Canadian price factor.
▶ See page 1 for details.

Working-Height Soft Rectangle

28 1/2"H

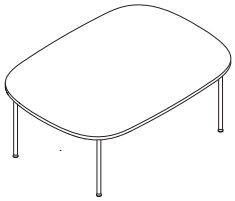

	Standard Includes	Required to Specify
▶Need help? Product details, page 484	• 1 1/8" thick table top: Low-Pressure Laminate (LPL) • Edge band: default color to match laminate • Post legs: paint price group 1 • Glides, if post legs are selected	1 Style number 2 Worksurface size type (see below under Required Selections) 3 Depth (see below under Required Selections) 4 Width (see below under Required Selections) 5 Low-Pressure Laminate color number for table top 6 Paint color number 7 Options, if selected (see below) ▶See *Surface Materials,* page 520.

Tip: Parametric sizes available by the inch.

	Required Selections		U.S. Price	Required to Specify
Size Type	• Modular		No cost	Specify modular.
	• Parametric		No cost	Specify parametric.
Depth	**Modular**	**Parametric**		
	• 36"D		Prices at right	Specify depth.
	• 42"D	37"D–42"D	Prices at right	Specify depth.
	• 48"D	43"D–48"D	Prices at right	Specify depth.
	• 54"D	49"D–54"D	Prices at right	Specify depth.
	• 60"D	55"D–60"D	Prices at right	Specify depth.
Width	**Modular**	**Parametric**		
	• 36"W		Prices at right	Specify width.
	• 42"W	37"W–42"W	Prices at right	Specify width.
	• 48"W	43"W–48"W	Prices at right	Specify width.
	• 54"W	49"W–54"W	Prices at right	Specify width.
	• 60"W	55"W–60"W	Prices at right	Specify width.
	• 66"W	61"W–66"W	Prices at right	Specify width.
	• 72"W	67"W–72"W	Prices at right	Specify width.

	Options	U.S. Price	Required to Specify
Surface Materials	**High-Pressure Laminate top**		
	• High-Pressure Laminate price group 1	Prices at right	Specify High-Pressure Laminate color number.
	• High-Pressure Laminate price group 2	Prices at right	Specify High-Pressure Laminate color number.
	• High-Pressure Laminate price group 3	Prices at right	Specify High-Pressure Laminate color number.
	Base		
	• Paint price group 1	No cost	Specify paint color number.
	• Paint price group 2	No cost	Specify paint color number.
	• Paint price group 3	+$118	Specify paint color number.
Column Base	• 36"W tops	+$285	Specify *with column.*
	• 37"W–54"W tops	+$388	Specify *with column.*
	• 55"W–60"W tops	+$726	Specify *with column.*
Casters for Post Legs	• Four casters (two locking and two non-locking)	+$ 48	Specify *with casters.*
Related Products	• Under-Worksurface Power		▶Pages 512-514
	• Bivi Rectangular Power		▶Page 142

Tip: Tops 36"W and over get a 5" column. Tops 55"W and over get two 5" columns. ▶See page 485.

*Tip: Reinforcing channel **(TSATRC57)**, ordered separately, must be used on tables with post legs that have 60" or more of unsupported knee space.*

Tip: Glides on post legs are 1 1/2" long and provide 1" of leveling.

Specification Information

Style Number	Dimensions: Modular Depth	Dimensions: Parametric Depth		U.S. Base Prices						
			Modular Width	36"W	42"W	48"W	54"W	60"W	66"W	72"W
			Parametric Width		37"W–42"W	43"W–48"W	49"W–54"W	55"W–60"W	61"W–66"W	67"W–72"W

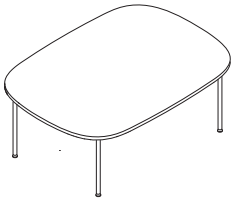

Low-Pressure Laminate

TS4WSFTREC	36"		$591	$602	$648	$ 736	$ 809	$ 881	$ 927
	42"	37"–42"	N.A.	$637	$705	$ 773	$ 866	$ 927	$ 954
	48"	43"–48"	N.A.	N.A.	$715	$ 834	$ 892	$ 944	$ 980
	54"	49"–54"	N.A.	N.A.	N.A.	$ 856	$ 912	$ 985	$1037
	60"	55"–60"	N.A.	N.A.	N.A.	N.A.	$ 927	$1016	$1068

High-Pressure Laminate Price Group 1

TS4WSFTREC	36"		$644	$656	$703	$ 792	$ 866	$ 939	$ 990
	42"	37"–42"	N.A.	$695	$765	$ 835	$ 932	$1000	$1032
	48"	43"–48"	N.A.	N.A.	$781	$ 900	$ 960	$1019	$1060
	54"	49"–54"	N.A.	N.A.	N.A.	$ 929	$ 995	$1074	$1131
	60"	55"–60"	N.A.	N.A.	N.A.	N.A.	$1012	$1110	$1172

High-Pressure Laminate Price Group 2

TS4WSFTREC	36"		$664	$676	$724	$ 813	$ 888	$ 961	$1015
	42"	37"–42"	N.A.	$717	$788	$ 859	$ 958	$1029	$1063
	48"	43"–48"	N.A.	N.A.	$807	$ 926	$ 987	$1049	$1092
	54"	49"–54"	N.A.	N.A.	N.A.	$ 958	$1028	$1109	$1168
	60"	55"–60"	N.A.	N.A.	N.A.	N.A.	$1046	$1147	$1214

High-Pressure Laminate Price Group 3

TS4WSFTREC	36"		$707	$720	$770	$ 859	$ 936	$1009	$1067
	42"	37"–42"	N.A.	$765	$838	$ 912	$1013	$1091	$1129
	48"	43"–48"	N.A.	N.A.	$862	$ 981	$1044	$1113	$1160
	54"	49"–54"	N.A.	N.A.	N.A.	$1020	$1098	$1183	$1247
	60"	55"–60"	N.A.	N.A.	N.A.	N.A.	$1119	$1226	$1302

Café-Height Round

42"H

Need help? Product details, page 484	Standard Includes	Required to Specify
	• 1⅛" thick table top: Low-Pressure Laminate (LPL) • Edge band: default color to match laminate • Base and column: paint price group 1	1 Style number 2 Worksurface size type (see below under Required Selections) 3 Diameter (see below under Required Selections) 4 Low-Pressure Laminate color number for table top 5 Paint color number for base and column 6 Options, if selected (see below) ▶See *Surface Materials,* page 520.

Tip: Parametric sizes available by the inch.

Tip: Tops under 31"W get a 3" column. Tops 31"W and over get a 5" column.
▶See page 485.

	Required Selections		U.S. Price	Required to Specify
Size Type	• Modular		No cost	Specify modular.
	• Parametric		No cost	Specify parametric.
Diameter	**Modular**	**Parametric**		
	• 30"D		Prices below	Specify diameter.
	• 36"D	31"D–36"D	Prices below	Specify diameter.

	Options	U.S. Price	Required to Specify
Surface Materials	**High-Pressure Laminate top**		
	• High-Pressure Laminate price group 1	Prices below	Specify High-Pressure Laminate color number.
	• High-Pressure Laminate price group 2	Prices below	Specify High-Pressure Laminate color number.
	• High-Pressure Laminate price group 3	Prices below	Specify High-Pressure Laminate color number.
	Base and column		
	• Paint price group 1	No cost	Specify paint color number.
	• Paint price group 2	No cost	Specify paint color number.
	• Paint price group 3	+$128	Specify paint color number.
Related Products	• Under-Worksurface Power		▶Pages 512-514
	• Bivi Rectangular Power		▶Page 142

Specification Information

Low-Pressure Laminate

Style Number	Dimensions Modular Depth	Dimensions Parametric Depth	U.S. Base Price
TS4WRDCAFE	30"		$737
	36"	31"–36"	$881

High-Pressure Laminate Price Group 1

Style Number	Dimensions Modular Depth	Dimensions Parametric Depth	U.S. Base Price
TS4WRDCAFE	30"		$779
	36"	31"–36"	$934

High-Pressure Laminate Price Group 2

Style Number	Dimensions Modular Depth	Dimensions Parametric Depth	U.S. Base Price
TS4WRDCAFE	30"		$797
	36"	31"–36"	$954

High-Pressure Laminate Price Group 3

Style Number	Dimensions Modular Depth	Dimensions Parametric Depth	U.S. Base Price
TS4WRDCAFE	30"		$832
	36"	31"–36"	$997

For Canadian Pricing
Multiply U.S. Price by the Canadian price factor.
▶See page 1 for details.

Café-Height Square

42"H

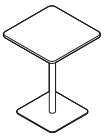

	Standard Includes	Required to Specify
▶Need help? Product details, page 484	• 1⅛" thick table top: Low-Pressure Laminate (LPL) • Edge band: default color to match laminate • Base and column: paint price group 1	1 Style number 2 Worksurface size type (see below under Required Selections) 3 Width (see below under Required Selections) 4 Low-Pressure Laminate color number for table top 5 Paint color number for base and column 6 Options, if selected (see below) ▶See *Surface Materials,* page 520.

Tip: Parametric sizes available by the inch.

Tip: Tops under 31"W get a 3" column. Tops 31"W and over get a 5" column.
▶See page 485.

	Required Selections		U.S. Price	Required to Specify
Size Type	• Modular		No cost	Specify modular.
	• Parametric		No cost	Specify parametric.
Width	**Modular**	**Parametric**		
	• 30"W		Prices below	Specify width.
	• 36"W	31"W–36"W	Prices below	Specify width.

	Options	U.S. Price	Required to Specify
Surface Materials	**High-Pressure Laminate top**		
	• High-Pressure Laminate price group 1	Prices below	Specify High-Pressure Laminate color number.
	• High-Pressure Laminate price group 2	Prices below	Specify High-Pressure Laminate color number.
	• High-Pressure Laminate price group 3	Prices below	Specify High-Pressure Laminate color number.
	Base and column		
	• Paint price group 1	No cost	Specify paint color number.
	• Paint price group 2	No cost	Specify paint color number.
	• Paint price group 3	+$128	Specify paint color number.
Related Products	• Under-Worksurface Power		▶Pages 512-514
	• Bivi Rectangular Power		▶Page 142

Specification Information

Style Number	Dimensions Modular Depth	Dimensions Parametric Depth	U.S. Base Price
Low-Pressure Laminate			
TS4WSQCAFE	30"		$737
	36"	31"–36"	$881
High-Pressure Laminate Price Group 1			
TS4WSQCAFE	30"		$779
	36"	31"–36"	$934
High-Pressure Laminate Price Group 2			
TS4WSQCAFE	30"		$797
	36"	31"–36"	$954
High-Pressure Laminate Price Group 3			
TS4WSQCAFE	30"		$832
	36"	31"–36"	$997

For Canadian Pricing
Multiply U.S. Price by the Canadian price factor.
▶See page 1 for details.

Single Unit Power Module

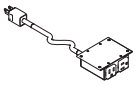

	Standard Includes	Required to Specify
▶Need help? Product details, page 485	• Two simplex receptacles • 10' long 15-amp power cord with wall plug • Two velcro cord management straps • Hardware and plastic cord management clips • Bracket: 7360 Merle	1 Style number 2 Options, if selected (see below)

	Options	U.S. Price	Required to Specify
Power/USB Configuration	• 2 power • 1 power/1 USB-A	No cost +$93	Specify *with 2 power.* Specify *with 1 power/1 USB-A.*
Cord Length	• 10' cord • 15' cord	No cost +$26	Specify *with 10' cord.* Specify *with 15' cord.*
Related Products	• Simple Tables		▶Pages 488-511

Specification Information

• Style Number	• U.S. Base Price
TS4WPWR1	$141

For Canadian Pricing
Multiply U.S. Price by the Canadian price factor.
▶See page 1 for details.

Double Unit Power Module

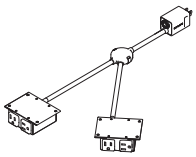

	Standard Includes	Required to Specify
▶Need help? Product details, page 485	• Four simplex receptacles • 10' long 15-amp power cord with wall plug • Two velcro cord management straps • Hardware and plastic cord management clips • Bracket: 7360 Merle • 36" branch lengths	1 Style number 2 Options, if selected (see below)

	Options	U.S. Price	Required to Specify
Power/USB Configuration	• 2 power • 4 power • 1 power/1 USB-A • 3 power/1 USB-A • 2 power/2 USB-A	No cost No cost +$ 93 +$ 93 +$187	Specify *with 2 power.* Specify *with 4 power.* Specify *with 1 power/1 USB-A.* Specify *with 3 USB/1 USB-A.* Specify *with 2 USB/2 USB-A.*
Cord Length	• 10' cord • 15' cord	No cost +$ 26	Specify *with 10' cord.* Specify *with 15' cord.*
Branch Length	• Combo 1 (two 36" branch lengths) • Combo 2 (one 51" and one 38" branch lengths)	No cost +$ 21	Specify *with combo 1.* Specify *with combo 2.*
Related Products	• Simple Tables		▶Pages 488-511

Tip: Combos define the distance between the knot and power.
▶Please see matrix on page 485 for suggested combo lengths.

Specification Information

Style Number	U.S. Base Price
TS4WPWR2	$305

For Canadian Pricing
Multiply U.S. Price by the Canadian price factor.
▶See page 1 for details.

Wire Manager Kit

Standard Includes	Required to Specify
• Two velcro straps • Five plastic clips • 10 screws	Style number

Related Products	Required to Specify
• Simple Tables	▶ Pages 488-511

Specification Information

Style Number	U.S. Price
TS4WRMGR	$41

For Canadian Pricing
Multiply U.S. Price by the Canadian price factor.
▶ See page 1 for details.

Table Components

Desk-Mounted Screens

For Use Above or Below the Worksurface

	Standard Includes	Required to Specify
▶ Need help? Product details, page 486	• Translucent screen, if selected: 6505 Frosted White • Slatwall screen, if selected: paint price group 1	1 Style number 2 Paint color number for slatwall screen, if selected 3 Options, if selected (see below) ▶ See *Surface Materials,* page 520.

	Options	U.S. Price	Required to Specify
Surface Materials	**Slatwall screen**		
	• Paint price group 1	No cost	Specify paint color number.
	• Paint price group 2	+$18	Specify paint color number.
Related Products	• Mounting brackets		▶ Page 516
	• Privacy-modesty adapters		▶ Page 516

Tip: Mounting brackets must be ordered with screens.

Specification Information

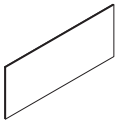

Translucent Screens

Dimensions D	W	H	Style Number	U.S. Base Price
¼"	18"	12"	**TS5YTS1218**	$175
¼"	27"	12"	**TS5YTS1227**	$189
¼"	30"	12"	**TS5YTS1230**	$205
¼"	36"	12"	**TS5YTS1236**	$241
¼"	44"	12"	**TS5YTS1244**	$292
¼"	60"	12"	**TS5YTS1260**	$306
¼"	18"	18"	**TS5YTS1818**	$189
¼"	27"	18"	**TS5YTS1827**	$242
¼"	30"	18"	**TS5YTS1830**	$309
¼"	36"	18"	**TS5YTS1836**	$344
¼"	44"	18"	**TS5YTS1844**	$358
¼"	60"	18"	**TS5YTS1860**	$397

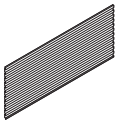

Slatwall Screens

¼"	18"	12"	**TS5YSL1218**	$215
¼"	26¾"	12"	**TS5YSL1226**	$270
¼"	30"	12"	**TS5YSL1230**	$290
¼"	36"	12"	**TS5YSL1236**	$320
¼"	43½"	12"	**TS5YSL1244**	$357
¼"	60"	12"	**TS5YSL1260**	$418

For Canadian Pricing
Multiply U.S. Price by the Canadian price factor.
▶ See page 1 for details.

Table Components, continued

Screen Mounting Brackets

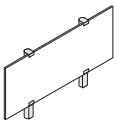

Tip: Package of three mounting brackets is to be used with 60"W screens only. Package of two mounting brackets is for use with all other applications.

Standard Includes		Required to Specify
▶ Need help? Product details, page 486	• Mounting brackets and hardware: paint price group 1	1 Style number 2 Paint color number for mounting brackets and hardware 3 Options, if selected (see below) ▶ See *Surface Materials,* page 520.

	Options	U.S. Price	Required to Specify
Surface Materials	• Paint price group 1	No cost	Specify paint color number.
	• Paint price group 2	+$10	Specify paint color number.

Specification Information

Dimensions D	W	H	Style Number	U.S. Base Price
Package of Two Mounting Brackets				
1½"	2"	15"	**TS5YMB212**	$179
1½"	3"	21"	**TS5YMB218**	$199
Package of Three Mounting Brackets				
1½"	2"	15"	**TS5YMB312**	$239
1½"	3"	21"	**TS5YMB318**	$246

Privacy-Modesty Adapters

Standard Includes	Required to Specify
• Package of two privacy-modesty adapters	Style number

Specification Information

Height	Style Number	U.S. Price
4"	**TS5YMBADP**	$27

Tip: Order privacy-modesty adapter when attaching one screen directly above or below another.

For Canadian Pricing
Multiply U.S. Price by the Canadian price factor.
▶ See page 1 for details.

Power Access and Cable Management

Skeleton Bone Wire Manager

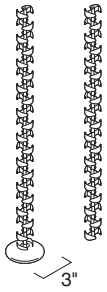

Standard Includes	Required to Specify
• Wire manager: black plastic • Attachment hardware	Style number

Specification Information

Dimensions D	W	H	Style Number	U.S. Price
Skeleton Bone Wire Manager				
1½"	1⅜"	38"	**TS5SKLBNE**	$208
Skeleton Bone Wire Manager Extension				
1½"	1⅜"	36"	**TS5SKEXT**	$178

Wire Manager

Tip: Attaches under worksurfaces with screws or around leg.

Standard Includes	Required to Specify
• Package of four wire managers • Attachment package	Style number

Specification Information

Dimensions D	W	H	Style Number	U.S. Price
½"	8"	½"	**TS5LEGCLP**	$59

For Canadian Pricing
Multiply U.S. Price by the Canadian price factor.
▶ See page 1 for details.

Jenny

Occasional Tables

Tip: There may be sheen or texture differences when using Low-Pressure Laminate and High-Pressure Laminate in adjacent applications. Please use caution when mixing and matching different worksurface types.

	Standard Includes	Required to Specify
▶ Need help? Product details, page 435	• Table: Low-Pressure Laminate (LPL) or High-Pressure Laminate (HPL) price group 1 • 3 mm edge band: plastic • Legs with glides: black plastic • Tables ship ready to assemble	1 Style number 2 Low-Pressure Laminate or High-Pressure Laminate color number for table top, as appropriate 3 Plastic edge band color number for table 4 Low-Pressure Laminate color number for sides and base of table 5 Options, if selected ▶ See *Surface Materials,* page 520.

For laminate group 2 and 3 pricing, *please refer to the electronic catalog or SmartTools.*

Tip: Edge band applies to entire table, not just the worksurface.

Tip: Brushed aluminum legs are adjustable and have ¾" of height adjustment.

Tip: Wood legs are natural wood and may show variations in grain and color.

Tip: Low foot option reduces overall table height to 15".

	Options	U.S. Price	Required to Specify
Surface Materials	**High-Pressure Laminate worksurfaces**		
	• High-Pressure Laminate price group 2	See information at left	Specify High-Pressure Laminate color number.
	• High-Pressure Laminate price group 3	See information at left	Specify High-Pressure Laminate color number.
	• Open Line laminate	+$ 77 plus cost of laminate	▶ See *Surface Materials Reference Manual.*
	Legs		
	• Brushed aluminum legs	+$127	Specify *with brushed aluminum legs.*
	• Solid square wood legs	+$170	Specify *with solid square wood legs* and select 3412 Natural Cherry, 3522 Clear Maple, or 3762 Dark Walnut.
	• Solid round wood legs	+$178	Specify *with solid round wood legs* and select V1AC Natural Cherry, V1AM Clear Maple, or V1EW Dark Walnut.
Legs	• Low foot	No cost	Specify *with low foot.*

Specification Information

Dimensions D	W	H	Style Number LPL	U.S. Base Price	Style Number HPL	U.S. Base Price
End Table						
26½"	13½"	17"	**TS31415L**	$373	**TS31415H**	$411
Coffee Table						
26½"	26½"	17"	**TS31416L**	$508	**TS31416H**	$546

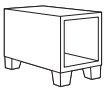

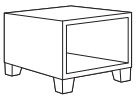

For Canadian Pricing
Multiply U.S. Price by the Canadian price factor.
▶ See page 1 for details.

Alight

Occasional Tables

Tip: Due to natural variations in wood, finished products may vary in color, texture and grain.

Tip: Finish 3522 Clear Maple is a clear coat and therefore the natural variations in wood will be visible.

Standard Includes	Required to Specify
▶ Need help? Product details, page 472 • Table: maple veneer base • 3 mm edge band to match table • Clear glass top • Glides	1 Style number 2 Wood color number for base ▶ See *Surface Materials,* page 520.

Specification Information

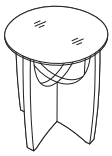

End Table

Dimensions D	Dimensions W	Dimensions H	Style Number	U.S. Price
18"	18"	23"	**TS34410T**	$690

Coffee Table

Dimensions D	Dimensions W	Dimensions H	Style Number	U.S. Price
30"	30"	17"	**TS34411T**	$889

For Canadian Pricing
Multiply U.S. Price by the Canadian price factor.
▶ See page 1 for details.

Surface Materials

▶For Surface Materials matrices for all product lines, see page 575.

Laminate

Steelcase Surfaces

Low-Pressure Laminate

Price Group 1

Applies to:
- Jenny End Table
- Jenny Coffee Table

Fiber Laminate
2L50 Vanadium Fiber LPL
2L52 Tungsten Fiber LPL

Solid Laminate
247L Black V2 LPL
2L30 Arctic White LPL
2L83 Seagull LPL
2L85 Dune LPL

Woodgrain Laminate
25L1 Winter on Maple LPL
25L5 Virginia Walnut LPL
25L6 Blackwood LPL Ⓔ
25L8 Clear Walnut LPL
262L Marbled Maple LPL Ⓔ
264L Chocolate Walnut LPL Ⓔ
267L Marbled Cherry V2 LPL Ⓔ
26L1 Natural Cherry V2 LPL
2L09 Clear Maple LPL
2LAK Clear Oak LPL
2LAN Ash Noce LPL
2LAT Acacia LPL
2LAW Ash Wenge LPL
2LBN Bisque Noce LPL
2LBW Bisque Wenge LPL
2LCN Clay Noce LPL
2LCW Clay Wenge LPL
2LSN Storm Noce LPL
2LSW Storm Wenge LPL

Tip: Established finishes are available for delivery in 15 business days.

Ⓔ = Established

Applies to:
- Simple tables top

247L Black V2 LPL
24L0 Graphite Walnut LPL
25L1 Winter on Maple LPL
25L5 Virginia Walnut LPL
25L6 Blackwood LPL Ⓔ
25L8 Clear Walnut LPL
262L Marbled Maple LPL Ⓔ
264L Chocolate Walnut LPL Ⓔ
267L Marbled Cherry V2 LPL Ⓔ
26L1 Natural Cherry V2 LPL
2L09 Clear Maple LPL
2L30 Arctic White LPL
2L50 Vanadium Fiber LPL
2L52 Tungsten Fiber LPL
2L83 Seagull LPL
2L84 Milk LPL
2L85 Dune LPL
2LAK Clear Oak LPL
2LAN Ash Noce LPL
2LAT Acacia LPL
2LAW Ash Wenge LPL
2LBN Bisque Noce LPL
2LBW Bisque Wenge LPL
2LCN Clay Noce LPL
2LCW Clay Wenge LPL
2LMG Merle LPL
2LSN Storm Noce LPL
2LSW Storm Wenge LPL
2LWA Grey Kingswood LPL
2LWB Planked Walnut LPL
2LWD Resolute Walnut LPL
2LWF Smoked Walnut LPL
2LWG Natural Recon LPL
2TL2 Fawn Cypress LPL

Steelcase Surfaces

High-Pressure Laminate

Price Group 1

Applies to:
- Jenny End Table
- Jenny Coffee Table
- Simple tables top

Fiber Laminate
2850 Vanadium Fiber
2852 Tungsten Fiber
2854 Vellum Fiber Ⓔ
2860 Granite Fiber
2862 Stucco Fiber Ⓔ

Micro Laminate
2920 Marl Micro
2921 Gypsum Micro
2922 Clay Micro

Patina Laminate
2870 Blonde Bronze Patina
2873 Instant Iron Patina

Solid Laminate
2722 Cream Ⓔ
2730 Arctic White
2746 Black
2811 Mist Ⓔ
2883 Seagull
2884 Milk
2885 Dune
2HAA Persian Salt
2HAB Rose
2HAC Indigo
2HAD Green Citrine
2HAE Dark Olivine
2HAF Cloudy

Speckle Laminate
2820 Coffee Speckle Ⓔ
2823 Driftwood Speckle
2824 Smoke Speckle
2825 Vanadium Speckle

Woodgrain Laminate
2406 Clear Cherry Ⓔ
2409 Clear Maple
2410 Graphite Walnut
2412 Natural Cherry
2422 Medium Cherry
2511 Winter on Maple
2535 Virginia Walnut
2536 Blackwood Ⓔ
2538 Clear Walnut
2592 Blonde on Maple Ⓔ
2612 Marbled Maple Ⓔ*
2614 Chocolate Walnut Ⓔ*
2615 Marbled Cherry Ⓔ*
2714 Natural Walnut Ⓔ
2HAK Clear Oak
2HAN Ash Noce
2HAT Acacia
2HAW Ash Wenge
2HBN Bisque Noce
2HBW Bisque Wenge
2HCN Clay Noce
2HCW Clear Wenge
2HSN Storm Noce
2HSW Storm Wenge
2HWA Grey Kingswood
2HWB Planked Walnut
2HWD Resolute Walnut
2HWE Natural Recon
2HWF Smoked Walnut

Tip: Some wood veneer finishes and woodgrain laminates share the same name. Because of the difference in materials, veneers and laminates of the same name are not an exact match but do coordinate with each other.

Price Group 2

Applies to:
- Jenny End Table
- Jenny Coffee Table
- Simple tables top

Textured Laminate
2TH2 Fawn Cypress
2TH4 Saddle Oak
2TH5 Veranda Teak
2TH7 Walnut Heights
2UH1 Reclaimed Aggregate
2UH2 Reclaimed Gravel
2UH4 Cement*
2UH6 Sheetrock

**2612 Marbled Maple, 2614 Chocolate Walnut, 2615 Marbled Cherry, and 2UH4 Cement have limited availability, determined by product sizing and/or options.*

Price Group 3

Solid Laminate
24H1 Satin White
24H2 Satin Black
24H3 Satin Stone
24H4 Satin Mocha

Custom Surfaces

Open Line Laminate (OLL)

This service allows you to order non-standard laminate at an additional processing fee of $77 U.S. per unit, plus the cost of the laminate.

High-Pressure Laminate pricing does not include premium or digitally printed patterns from any suppliers. Laminate cost may also vary for basic or standard laminates from other suppliers. Please contact the OLL consultant at 616.475.2426 for pricing. The cost of the laminate will be added to your invoice as a separate line on the acknowledgement.

When processing orders for Open Line laminate on turnstone products, specify 2900 in the laminate finish field and enter the OLL manufacturer information. Enter the required edge finish as you would a standard laminate.

Edge color for the Open Line laminate on turnstone products must be determined by the dealer and customer before orders can be entered. Specify appropriate 2K finish number.

Laminate Approval and Material Requirements
To confirm whether a particular laminate has already been tested for use on a specific Steelcase product or to determine material square foot requirements:
- Visit *www.steelcase.com*

For additional information, refer to the *Steelcase Surface Materials Reference Manual*.

Plastic

Steelcase Surfaces

Applies to:
- Jenny End Table edge band
- Jenny Coffee Table edge band

6000 Black
6001 Coffee
6009 Arctic White
6034 Natural Cherry
6036 Medium Cherry
6037 Winter on Maple
6038 Blonde on Maple E
6041 Natural Walnut E
6052 Milk
6053 Seagull
6169 Stone
6170 Mocha
61AA Persian Salt
61AB Rose
61AC Indigo
61AD Green Citrine
61AE Dark Olivine
61AF Cloudy
6213 Acacia
6219 Clear Oak
6231 Graphite Walnut
6234 Clear Cherry E
6237 Clear Maple
6242 Virginia Walnut
6243 Blackwood E
6245 Clear Walnut
6249 Platinum Solid
6527 Merle
6615 Grey V5
6619 Ice E
6631 Cream
6635 Dawn E
6636 Mist
6654 Sand
6655 Warm White
6676 Marbled White E
6677 Chocolate Walnut E
6678 Marbled Cherry E
6694 Slate
6695 Midnight
6697 Fog
6698 Fieldstone
66WA Grey Kingswood
66WB Planked Walnut
66WD Resolute Walnut
66WE Natural Recon
66WF Smoked Walnut
6703 Ash Wenge
6704 Storm Wenge
6705 Bisque Wenge
6706 Clay Wenge
6707 Ash Noce
6708 Bisque Noce
6709 Clay Noce
6710 Storm Noce
6T02 Fawn Cypress
6T04 Saddle Oak
6T05 Veranda Teak
6T07 Walnut Heights
6T08 Aggregate
6T09 Gravel
6T10 Cement
6T12 Sheetrock

Applies to:
- Translucent screens

6505 Frosted White

Wood

Steelcase Surfaces

Applies to:
- Jenny End Table square legs
- Jenny Coffee Table square legs
- Alight tables

Veneer
Veneers are matched for proper balance and consistency. Veneers are available flat cut or quarter cut, except for Oak, which is rift cut. Refer to the *Surface Materials Reference Manual* for descriptions of each cut.

Open-pore finish is a medium gloss finish that leaves the wood grain texture visible to the eye and distinguishable to the touch.

Wood Group 1

Flat-Cut Open-Pore
3412 Natural Cherry E
3522 Clear Maple
3762 Dark Walnut

Applies to:
- Jenny End Table round legs
- Jenny Coffee Table round legs

Open Pore, Planked Veneer
3P41 OP Planked Cherry
3P51 OP Planked Maple
3P61 OP Planked Oak
3P71 OP Planked Walnut

Flat-Cut Low-Sheen
V1AC Natural Cherry
V1AM Clear Maple
V1EW Dark Walnut

Tip: Established finishes are available for delivery in 15 business days.

E = Established

Custom Surfaces

Customiz stain is a service that allows you to create your own stain colors and finishes on standard veneer. Customiz stain color is available on all product lines that offer wood veneer.

A $500 stain-matching fee applies on CUSTOMIZ requests (Exception: The $500 fee does not apply on matches to Coalesse standard finishes or for a low-gloss finish request on a standard color). The $500 fee covers the cost of formulating the Customiz color finish and applies regardless of whether or not an order for product is placed.

In addition, an approval form must be signed to indicate customer acceptance of Customiz match. A $1,500 initiation fee will be charged prior to first order entry. This initiation fee activates the finish for unlimited use on any Steelcase product for an 18 month time period. After the 18 month time period has lapsed, the Customiz finish may be reactivated for another 18 months for a $1,000 fee at any point within five years after the $1,500 initiation fee was paid. If the finish is not reactivated within five years after the $1,500 initiation fee was paid, the finish will be culled and the customer will need to pay the $1,500 initiation fee again. All style number related Customiz charges products are no cost as of April 2014. The matching and initiation fees are not discountable.

Customiz stain takes 10 days to formulate. Consult the *Surface Materials Reference Manual* for more information. Custom veneers are also available and must be quoted by Steelcase specials group. Customiz stain on custom veneers takes 2 to 4 weeks to formulate.

Requirements and information on ordering a Customiz stain color are found in the *Surface Materials Reference Manual*.

Tip: Due to natural variations in wood, finished products may vary in color, texture, and grain.

Paint

Steelcase Surfaces

Applies to:
- Screen mounting brackets
- Slatwall screens

Price Group 1

7207 Black
7225 Sand
7241 Arctic White
7243 Seagull

Price Group 2

4750 Champagne Metallic
4798 Sterling Metallic
4799 Platinum Metallic
7246 Midnight Metallic

Applies to:
- Simple tables post legs
- Simple tables pedestal base

Price Group 1

Smooth Paint
4242 Milk

Textured Paint
7207 Black
7225 Sand
7230 Basalt
7236 Fog
7237 Slate
7238 Fieldstone
7239 Midnight
7241 Arctic White
7243 Seagull
7250 Sterling Dark Solid
7278 Dark Bronze
7360 Merle

Price Group 2

Standard Paint
0835 Black
4140 Arctic White Gloss

Metallic Paint
4728 Nickel Metallic
4743 Mineral Metallic
4744 Pearl Metallic
4750 Champagne Metallic
4752 Steel Metallic
4788 Gold Dust Metallic
4798 Sterling Metallic
4799 Platinum Metallic
4803 Near Black Metallic

Textured Metallic Paint
7245 Carbon Metallic
7246 Midnight Metallic

Price Group 3

Accent Paint
1ATB Cloud
1ATG Rose Quartz
1ATH Olivine
1ATJ Sea Salt
1ATK Citrine
4AQ8 Wasabi
4AQ9 Scarlet
4AV3 Blue Jay
4AV4 Baltic
4AX0 Flash
4AX1 Citron
4AY2 Chili
4AZ5 Marlin
4BQ7 Fuchsia
4CZ1 Aubergine
4CZ2 Peacock
4CZ3 Jungle
4CZ4 Merlot
4CZ5 Honey
4CZ6 Lagoon
4CZ7 Saffron
4CZ8 Light Peacock
4EE9 Electric Indigo

Custom Surfaces

Perfect Match

PerfectMatch is a service that allows you to create your own paint color. Refer to the *Surface Materials Reference Manual* for more information about this program.

Price Group 3

4990 PerfectMatch Paint

Worktools

Statement of Line 524

Organizational Worktools

Slatwall

Freestanding Slatwall Stanchions 530
Slatwall Tiles 531
Slatwall Brackets 532

SlatRail

Freestanding SlatRail Stanchions 533
SlatRail 534
SlatRail Panel-Mount Brackets 535
SlatRail Wall-Mount Brackets 535

Slatwall, SlatRail, and Freestanding Worktools

Letter Tray 536
Binder Holder 536
Hanging Brackets 537
Pen/Pencil Cup 537
Double Square Dish 538
Personal Shelf 538
Telephone Caddy 539
Utility Hook 539
Flat Top Hanger 540

SOTO Worktools

Rails 541
Cableways 543
Shelves 544
Pile Box 545
Landscape Letter Box 545
Tool Box 545
Diagonal File Box 546
Utility Box 546
Personal Box 547
Storage Boxes, Set of Three 547
Personal Console 548
Digilock 549

Computer Support Tools

Keyboard Assemblies

Stella Keyboard Assemblies 550
Lift and Lock Keyboard Assemblies 551

Technology Worktools and Cable Management

Freestanding In-Line Document Support 552
Adjustable Foot Rest 552
Vertical Non-Locking CPU Cradle 553
Vertical Processor Freestanding Sling 553

Flat Panel Monitor Arm Support Assemblies

Eyesite Single Display Support 554
Eyesite Adjustable Dual Display Support 554
Eyesite Single Laptop Support 555
Eyesite Dual Laptop Support 555
Eyesite Mounting Bracket 556
CF Series Flat Panel Light-Duty, Standard, and Heavy-Duty Monitor Arms 558
CF Series Flat Panel Monitor Arm Assemblies with Dual-Bar Arm 560
CF Series Evolution Single Monitor Arm 561
CF Series Evolution Dual Monitor Arms 562
CF Series Flat Panel Monitor Pole Mounts with Arms 564
CF Series Single Static Modular Monitor Arm Assembly 566
CF Series Single Dynamic Modular Monitor Arm Assemblies 567
CF Series Dual Static Modular Monitor Arm Assemblies 568
CF Series Dual Dynamic Modular Monitor Arm Assemblies 569
CF Series Dual Dynamic Modular Monitor Arm Assemblies with Laptop Holder and with Pole 570
CF Series Triple Static Modular Monitor Arm Assemblies 571
CF Series Universal Slider Bar Tilt Head 572
CF Series Standard Tilt Head 572
CF Series C-clamp 572
CF Series Flat Panel Monitor Brackets 573
CF Series Modular Arm Brackets 574

Statement of Line

Slatwall

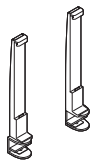

Specifying
▶ Page 530

Freestanding Slatwall Stanchions

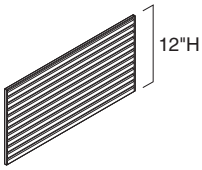

Specifying
▶ Page 531

Slatwall Tiles

	24"W	30"W	36"W	42"W	45"W	48"W	60"W
12"H	●	●	●	●	●	●	●

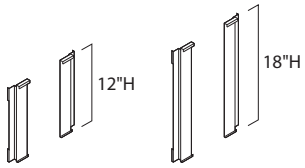

Specifying
▶ Page 532

Slatwall Panel-Mount Brackets

12"H	18"H
●	●

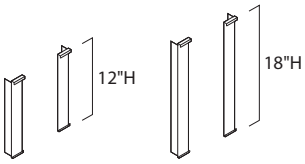

Specifying
▶ Page 532

Slatwall Wall-Mount Brackets

12"H	18"H
●	●

SlatRail

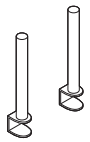

Specifying
▶ Page 533

Freestanding SlatRail Stanchions

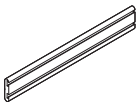

Specifying
▶ Page 534

SlatRail

24"W	30"W	36"W	42"W	45"W	48"W	60"W
●	●	●	●	●	●	●

Specifying
▶ Page 535

SlatRail Panel-Mount Brackets

Specifying
▶ Page 535

SlatRail Wall-Mount Brackets

Slatwall, SlatRail, and Freestanding Worktools

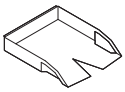

10" Portrait Letter Tray

Specifying
▶ Page 536

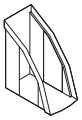

Binder Holder

Specifying
▶ Page 536

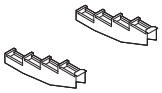

Hanging Brackets

Specifying
▶ Page 537

Pen/Pencil Cup

Specifying
▶ Page 537

Double Square Dish

Specifying
▶ Page 538

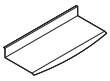

Personal Shelf

Specifying
▶ Page 538

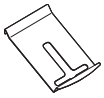

Telephone Caddy

Specifying
▶ Page 539

Utility Hook

Specifying
▶ Page 539

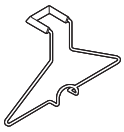

Flat Top Hanger

Specifying
▶ Page 540

SOTO Worktools



Specifying
▶ Page 541

SOTO Rails

28"W	34"W	40"W	46"W	52"W	58"W	64"W
●	●	●	●	●	●	●

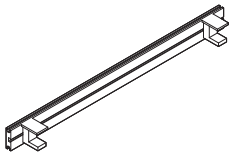

Specifying
▶ Page 542

SOTO Rails For Use with Tour

52"W	58"W	64"W
●	●	●

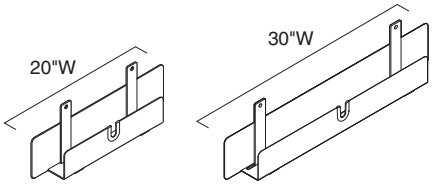

Specifying
▶ Page 543

SOTO Cableways

20"W	30"W
●	●

SOTO Worktools, continued

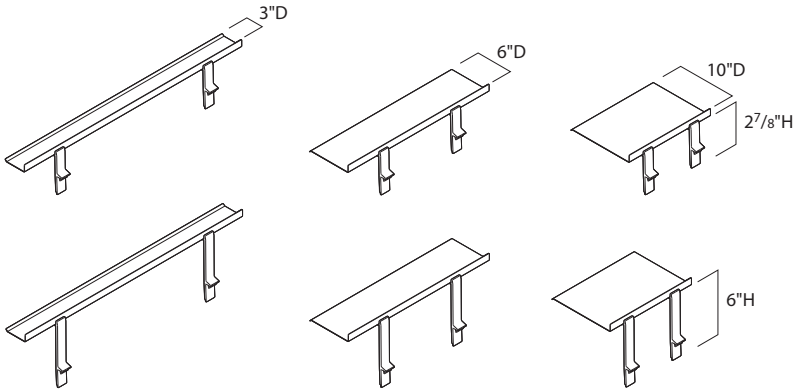

Specifying
▶ Page 544

SOTO Shelves

	14"W	24"W	36"W
3"D	●		●
6"D	●	●	
10"D	●	●	

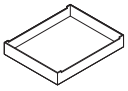

SOTO Pile Box

Specifying
▶ Page 545

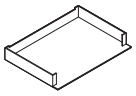

SOTO Landscape Letter Box

Specifying
▶ Page 545

SOTO Tool Box

Specifying
▶ Page 545

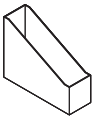

SOTO Diagonal File Box

Specifying
▶ Page 546

SOTO Utility Box

Specifying
▶ Page 546

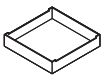

SOTO Personal Box

Specifying
▶ Page 547

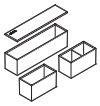

SOTO Storage Boxes Set of Three

Specifying
▶ Page 547

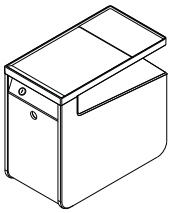

SOTO Personal Console

Specifying
▶ Page 548

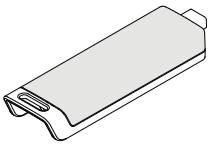

Digilock Programming Key

Specifying
▶ Page 549



Digilock Manager Key

Specifying
▶ Page 549

Digilock User Key for ADA

Specifying
▶ Page 549

Stella Standard Keyboard Assemblies

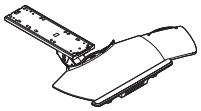

Slider Keyboard Platform with Stella Mechanism

Specifying
▶ Page 550

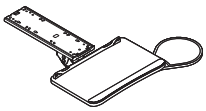

Jules Keyboard Platform with Stella Mechanism

Specifying
▶ Page 550

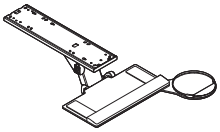

19" Keyboard Platform with Lift and Lock Mechanism

Specifying
▶ Page 551

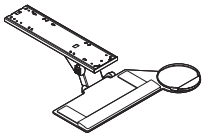

Enviro Keyboard Platform with Lift and Lock Mechanism

Specifying
▶ Page 551

Technology Worktools and Cable Management

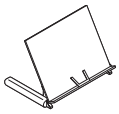

Freestanding In-Line Document Support

Specifying
▶ Page 552

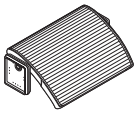

Adjustable Foot Rest

Specifying
▶ Page 552

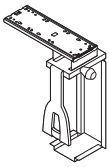

Vertical Non-Locking CPU Cradle

Specifying
▶ Page 553

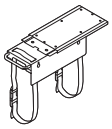

Vertical Processor Freestanding Sling

Specifying
▶ Page 553

Eyesite Flat Panel Monitor Arm Support Assemblies

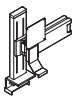

Eyesite Single Display Support
Specifying
▶ Page 554

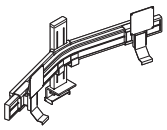

Eyesite Adjustable Dual Display Support
Specifying
▶ Page 554

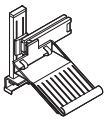

Eyesite Single Laptop Support
Specifying
▶ Page 555

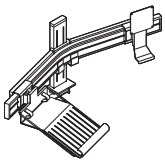

Eyesite Dual Laptop Support
Specifying
▶ Page 555

Eyesite Mounting Bracket

Bivi Bracket
Specifying
▶ Page 556

CF Series Flat Panel Monitor Arms and Supports

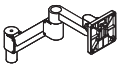

CF Series Light-Duty Arms
Specifying
▶ Page 558

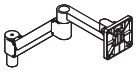

CF Series Standard Arms
Specifying
▶ Page 558

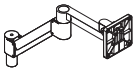

CF Series Heavy-Duty Arm
Specifying
▶ Page 558

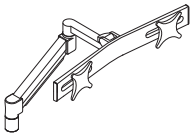

CF Series Standard-Duty Monitor Arm with Dual-Bar Arm and Standard Tilt Head
Specifying
▶ Page 560

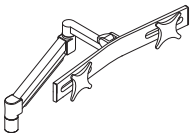

CF Series Heavy-Duty Monitor Arm with Dual-Bar Arm and Standard Tilt Head
Specifying
▶ Page 560

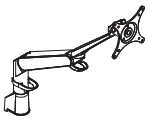

CF Series Evolution Single Monitor Arm
Specifying
▶ Page 561

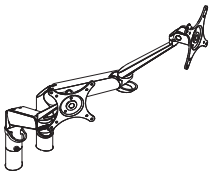

CF Series Evolution Dual Monitor Arm
Specifying
▶ Page 562

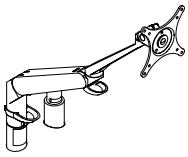

CF Series Evolution Dual Monitor Arm Conversion Kit
Specifying
▶ Page 562

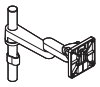

CF Series Single Flat Panel Monitor Pole Mount with Arm
Specifying
▶ Page 564

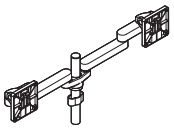

CF Series Dual Flat Panel Monitor Pole Mount with Arm
Specifying
▶ Page 564

CF Series Single Static Modular Monitor Arm Assembly with Pole
Specifying
▶ Page 566

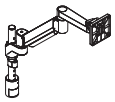

CF Series Single Dynamic Modular Monitor Arm Assembly with Pole
Specifying
▶ Page 567

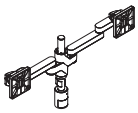

CF Series Dual Static Modular Monitor Arm Assembly with Pole
Specifying
▶ Page 568

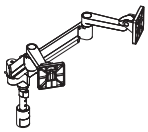

CF Series Dual Dynamic Modular Monitor Arm Assembly with Pole
Specifying
▶ Page 569

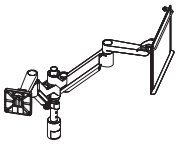

CF Series Dual Dynamic Modular Monitor Arm Assembly with Laptop Holder and with Pole
Specifying
▶ Page 570

CF Series Flat Panel Monitor Arms and Supports, continued

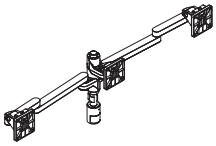

CF Series Triple Static Modular Monitor Arm Assembly with Pole
Specifying
▶ Page 571

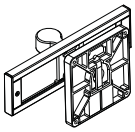

CF Series Universal Slider Bar Tilt Head
Specifying
▶ Page 572

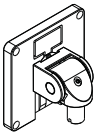

CF Series Standard Tilt Head
Specifying
▶ Page 572

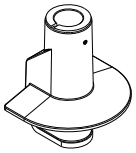

CF Series C-clamp
Specifying
▶ Page 572

CF Series Desk-Clamp/ Grommet Bracket
Specifying
▶ Page 573

CF Series Through-Mount Bracket
Specifying
▶ Page 573

CF Series Bivi Bracket
Specifying
▶ Page 573

CF Series Evolution Bivi Single Bracket
Specifying
▶ Page 574

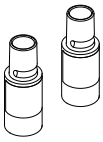

CF Series Evolution Bivi Mount Dual Bracket
Specifying
▶ Page 574

CF Series Modular Pole Mount Bracket Bivi
Specifying
▶ Page 574

Slatwall

Freestanding Slatwall Stanchions

For Use on Worksurfaces 3/4" to 2" thick

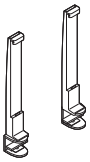

Tip: Positions top of Slatwall a fixed height of 15½" above mounting surface.

Tip: Slatwall can overhang stanchions up to 12".

Tip: Worksurface/table must be able to support 60 lb.

Tip: Stanchion cannot be used in a corner application or on a glass surface.

Tip: Requires 18"D work-surface and uses 2" surface footprint.

Tip: Freestanding Slatwall stanchion is for use with 12"H tiles only.

Standard Includes	Required to Specify
• Pair of Slatwall: paint • Non-marring rubber feet	1 Style number 2 Paint color number for slatwall brackets: 0835 Black 4750 Champagne 4799 Platinum

Related Products	
• Slatwall tiles	▶ Page 531

Specification Information

Dimensions D	W	H	Weight	Style Number	U.S. Price
3"	3½"	16"	3.5 lb	**WFCS**	$169

For Canadian Pricing
Multiply U.S. Price by the Canadian price factor.
▶ See page 1 for details.

Slatwall Tiles



Tip: Total dimensions of worktools specified should not exceed Slatwall dimensions.

Tip: Slatwall is not dedicated to the exact panel width; a 12" overhang is acceptable.

Tip: Two Slatwall tiles cannot be used in a corner application.

Tip: Tiles require a minimum worksurface depth of 18" for stability.

Tip: A clearance of 2" is required under worksurface to accommodate C-clamp.

Tip: Tiles cannot be used on glass, bullnose, knife edge, or other non-standard work-surface edges.

Tip: Supports up to 60 lb.

Tip: Slatwall is ⅛" shorter than stated without end caps installed.

Standard Includes	Required to Specify
• Slatwall tile: paint	1 Style number 2 Paint color number for slatwall tile: 0835 Black 4750 Champagne 4799 Platinum

Related Products

• Slatwall brackets	▶ Page 532
• Freestanding Slatwall stanchions	▶ Page 530
• Slatwall and SlatRail worktools	▶ Pages 536-540

Specification Information

Dimensions D	W	H	Weight	Style Number	U.S. Price
12"H Tiles					
½"	24"	12"	4.5 lb	**WS24**	$135
½"	30"	12"	5.7 lb	**WS30**	$152
½"	36"	12"	6.8 lb	**WS36**	$169
½"	42"	12"	8 lb	**WS42**	$197
½"	45"	12"	8.5 lb	**WS45**	$210
½"	48"	12"	9.1 lb	**WS48**	$225
½"	60"	12"	11.4 lb	**WS60**	$280

For Canadian Pricing
Multiply U.S. Price by the Canadian price factor.
▶ See page 1 for details.

Slatwall Brackets

Tip: Wall-mount brackets must be mounted to a wall stud.

Tip: Brackets for use with 42"H panels cannot be used with transaction top worksurfaces.

Tip: Allow for 5¼" clearance on each end of the work-surface when mounting on c:scape desks.

Standard Includes	Required to Specify
• Pair of slatwall brackets: paint	1 Style number 2 Paint color number for slatwall brackets: 0835 Black 4750 Champagne 4799 Platinum

Related Products	
• Slatwall tiles	▶ Page 531

Specification Information

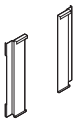

12"H Panel-Mount Brackets

Dimensions W	Dimensions H	Weight	Style Number	U.S. Price
For Use with Answer and Kick				
2"	12⅓"	2 lb	**WSWANS**	$43
For Use with Avenir				
2"	12⅓"	2 lb	**WSWUSA**	$43
For Use with Answer and Kick 42"H Panels				
2"	12⅓"	2 lb	**WSW42AN**	$84

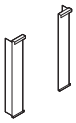

Wall-Mount Brackets

12"H Standard				
2"	12⅓"	2 lb	**WSWM**	$40

For Canadian Pricing
Multiply U.S. Price by the Canadian price factor.
▶ See page 1 for details.

SlatRail

Freestanding SlatRail Stanchions

For Use on Worksurfaces and Materials ½" to 1¾" thick

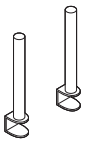

Tip: Positions top of SlatRail a fixed height of 12¾" above mounting surface.

Tip: Worksurface/table must be able to support 100 lb.

Tip: Stanchion cannot be used in a corner application or on a glass surface.

Tip: Requires 18"D worksurface and uses 2½" surface footprint.

Tip: A clearance of 2" is required under worksurface to accommodate C-clamp.

Tip: Actual width of usaable SlatRail is 3⅛" less than stated when installed using freestanding stanchions.

Standard Includes	Required to Specify
• Pair of SlatRail stanchions: paint	1 Style number 2 Paint color number for SlatRail Stanchions: 0835 Black 4750 Champagne 4799 Platinum

Related Products	
• SlatRail	▶ Page 534

Specification Information

Dimensions D	Dimensions W	Dimensions H	Weight	Style Number	U.S. Price
1½"	1½"	13½"	4 lb	**WSRFS**	$149

For Canadian Pricing
Multiply U.S. Price by the Canadian price factor.
▶ See page 1 for details.

SlatRail

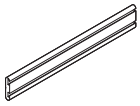

Tip: When mounting SlatRail with stanchions in combination with a cableway, see Worktools Compatibility Charts, *in the* Height-Adjustable Desks Specification Guide.

Tip: To determine appropriate SlatRail with stanchions width when mounting to height-adjustable worksurfaces, see Worktools Compatibility Charts, *in the* Height-Adjustable Desks Specification Guide.

Tip: SlatRail requires a minimum worksurface depth of 18" for stability.

Tip: Total dimensions of worktools specified should not exceed SlatRail dimensions.

Tip: Two SlatRails cannot be used in a corner application.

Tip: Not applicable on glass surfaces.

Tip: Actual width of usable SlatRail is 3 1/8" less than stated when installed using freestanding stanchions.

Tip: Supports up to 100 lb.

Standard Includes	Required to Specify
• SlatRail: paint	1 Style number 2 Paint color number for SlatRail: 0835 Black 4750 Champagne 4799 Platinum

Related Products

• Freestanding SlatRail stanchions	▶ Page 533
• SlatRail panel-mount brackets	▶ Page 535
• SlatRail wall-mount brackets	▶ Page 535
• Slatwall and SlatRail worktools	▶ Pages 536-540

Specification Information

Dimensions D	W	H	Weight	Style Number	U.S. Price
¾"	24"	4"	2 lb	**WSR24**	$ 79
¾"	30"	4"	3 lb	**WSR30**	$ 94
¾"	36"	4"	3 lb	**WSR36**	$108
¾"	42"	4"	3.5 lb	**WSR42**	$123
¾"	48"	4"	4 lb	**WSR48**	$139
¾"	60"	4"	4.5 lb	**WSR60**	$168

For Canadian Pricing
Multiply U.S. Price by the Canadian price factor.
▶ See page 1 for details.

SlatRail Panel-Mount Brackets

Tip: Answer, Avenir, Kick, and Privacy Wall furniture systems accommodate the SlatRail panel-mount brackets.

Standard Includes	Required to Specify
• Pair of SlatRail panel-mount brackets: paint	1 Style number 2 Paint color number for SlatRail panel-mount brackets: 0835 Black 4750 Champagne Metallic 4799 Platinum Metallic

Related Products

• SlatRail ▶ Page 534

Specification Information

Dimensions W	Dimensions H	Weight	Style Number	U.S. Price
2½"	4½"	1.5 lb	**WSRU1**	$46

SlatRail Wall-Mount Brackets

Tip: Wall-mount brackets must be installed in a wall stud.

Standard Includes	Required to Specify
• Pair of SlatRail wall-mount brackets: paint	1 Style number 2 Paint color number for SlatRail wall-mount brackets: 0835 Black 4750 Champagne Metallic 4799 Platinum Metallic

Related Products

• SlatRail ▶ Page 534

Specification Information

Dimensions D	Dimensions W	Dimensions H	Weight	Style Number	U.S. Price
2¾"	¾"	4¾"	1.5 lb	**WSRW**	$46

For Canadian Pricing
Multiply U.S. Price by the Canadian price factor.
▶ See page 1 for details.

Slatwall, SlatRail, and Freestanding Worktools

Letter Tray

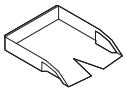

Tip: Trays do not interlock when installed on slatwall.

Standard Includes	Required to Specify
• Tray: plastic	1 Style number 2 Plastic color number for letter tray: 6000 Black 6009 Arctic White 6544 Frost 6546 Rain

Related Products	
• Slatwall tiles	▶ Page 531
• SlatRail	▶ Page 534

Specification Information

Dimensions D	Dimensions W	Dimensions H	Weight	Style Number	U.S. Price
12½"	10³⁄₁₆"	2½"	1.5 lb	**WLTS**	$43

Binder Holder

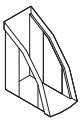

Tip: Binder holder requires 9½"H clearance under bins or shelves.

Standard Includes	Required to Specify
• Binder holder: plastic	1 Style number 2 Plastic color number for binder holder: 6000 Black 6009 Arctic White 6544 Frost 6546 Rain

Related Products	
• Slatwall tiles	▶ Page 531
• SlatRail	▶ Page 534

Specification Information

Dimensions D	Dimensions W	Dimensions H	Weight	Style Number	U.S. Price
9⅛"	4¾"	11⅜"	1.2 lb	**WBHS**	$43

For Canadian Pricing
Multiply U.S. Price by the Canadian price factor.
▶ See page 1 for details.

Hanging Brackets

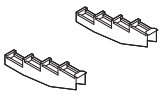

Tip: Hanging brackets not recommended for use on c:scape brackets mounted on SlatRail.

Tip: Hanging brackets require 6" clearance from top step of bracket to access files under bin and a 9" clearance from the bottom step to the top of worksurface to allow files to hang freely.

Tip: Hanging brackets are recommended using in pairs only. Brackets should not be shared when mounting multiple brackets side by side.

Standard Includes	Required to Specify
• Hanging brackets: plastic	1 Style number 2 Plastic color number for hanging brackets: 6000 Black 6009 Arctic White 6544 Frost 6546 Rain

Related Products	
• Slatwall tiles	▶ Page 531
• SlatRail	▶ Page 534

Specification Information

Dimensions D	W	H	Weight	Style Number	U.S. Price
9¾"	1½"	1¼"	1 lb	**WHB**	$43

Pen/Pencil Cup

Standard Includes	Required to Specify
• Pen/pencil cup: plastic	1 Style number 2 Plastic color number for pen/pencil cup: 6000 Black 6009 Arctic White 6544 Frost 6546 Rain

Related Products	
• Slatwall tiles	▶ Page 531
• SlatRail	▶ Page 534

Specification Information

Dimensions D	W	H	Weight	Style Number	U.S. Price
4"	3¼"	3⅝"	0.5 lb	**WPCS**	$43

For Canadian Pricing
Multiply U.S. Price by the Canadian price factor.
▶ See page 1 for details.

Double Square Dish

Standard Includes	Required to Specify
• Double square dish: plastic • Attachment bracket	1 Style number 2 Plastic color number for square dish: 6000 Black 6009 Arctic White 6544 Frost 6546 Rain

Related Products	
• Slatwall tiles • SlatRail	▶ Page 531 ▶ Page 534

Specification Information

Dimensions D	Dimensions W	Dimensions H	Weight	Style Number	U.S. Price
4"	9¾"	1½"	0.5 lb	**WSQS**	$43

Personal Shelf

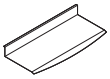

Standard Includes	Required to Specify
• Personal shelf: paint	1 Style number 2 Paint color number for personal shelf: 0835 Black 4750 Champagne 7018 Pewter

Related Products	
• Slatwall tiles • SlatRail	▶ Page 531 ▶ Page 534

Specification Information

Dimensions D	Dimensions W	Weight	Style Number	U.S. Price
7⅛"	13½"	3 lb	**WSPS**	$49

For Canadian Pricing
Multiply U.S. Price by the Canadian price factor.
▶ See page 1 for details.

Telephone Caddy

Tip: Telephone caddy is not compatible with Cisco phones.

Tip: 4¾" clearance required to install on Slatwall or SlatRail.

Standard Includes	Required to Specify
• Telephone caddy: paint	1 Style number 2 Paint color number for telephone caddy: 0835 Black 4750 Champagne 7018 Pewter

Related Products	
• Slatwall tiles	▶ Page 531
• SlatRail	▶ Page 534

Specification Information

Dimensions D	Dimensions W	Dimensions H	Weight	Style Number	U.S. Price
2"	8"	11"	6 lb	**WTCS**	$106

Utility Hook

Standard Includes	Required to Specify
• Utility hook: paint	1 Style number 2 Paint color number for utility hook: 0835 Black 4750 Champagne 7018 Pewter

Specification Information

Dimensions D	Dimensions W	Dimensions H	Weight	Style Number	U.S. Price
1¾"	3½"	2"	0.25 lb	**WHOOK**	$43

For Canadian Pricing
Multiply U.S. Price by the Canadian price factor.
▶ See page 1 for details.

Flat Top Hanger

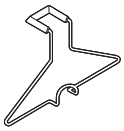

Tip: Maximum weight for hanger is 10 lb.

Standard Includes	Required to Specify
• Hanger: paint • Rubber sleeve	1 Style number 2 Paint color number for hanger: 0835 Black 4750 Champagne

Specification Information

Dimensions D	Dimensions W	Dimensions H	Weight	Style Number	U.S. Price
3"	15½"	7¾"	1 lb	**FTH**	$26

For Canadian Pricing
Multiply U.S. Price by the Canadian price factor.
▶ See page 1 for details.

SOTO Worktools

SOTO Rails



Tip: The colors for plastic end caps are defaulted by bracket color.
▶ See *Worktools Specification Guide* for default finish matrix.

Tip: Rails clamp to free-standing worksurfaces or material up to 2" thick. Rails are not applicable for glass surfaces.

Tip: Not applicable on glass surfaces.

Tip: Allow 1" clearance between worksurface and rail for cable management. Allow 2" for rail mount installed behind a worksurface, and 3¾" overall to install the rail.

Tip: Maximum weight load for rails is 2 lb per lineal inch.

Tip: Each clamp requires a 2" footprint above the worksurface, and a 3¼" clearance below the worksurface.

Tip: Rails require a minimum worksurface depth of 18" for stability.

Standard Includes	Required to Specify
• Rail: 4799 Platinum Metallic • Brackets and stanchions: 4799 Platinum Metallic	1 Style number 2 Options, if selected (see below)

	Options	U.S. Price	Required to Specify
Surface Materials	**Rail** Paint price group 3	+$27	Specify paint color number. ▶ See *Surface Materials Reference Manual* for accent paint options.

Related Products	
• SOTO worktools • SOTO shelves	▶ Pages 541-547 ▶ Page 544

Specification Information

Dimensions D	W	H	Weight	Style Number	U.S. Base Price
1"	28"	3¼"	4.6 lb	**DSR28**	$230
1"	34"	3¼"	5.2 lb	**DSR34**	$242
1"	40"	3¼"	5.75 lb	**DSR40**	$257
1"	46"	3¼"	6.3 lb	**DSR46**	$272
1"	52"	3¼"	6.9 lb	**DSR52**	$285
1"	58"	3¼"	7.5 lb	**DSR58**	$298
1"	64"	3¼"	8 lb	**DSR64**	$316

For Canadian Pricing
Multiply U.S. Price by the Canadian price factor.
▶ See page 1 for details.

SOTO Rails for Use with Tour



Tip: The colors for plastic end caps are defaulted by bracket color.
▶ See *Worktools Specification Guide* for finish paint matrix.

Tip: Allow 1" clearance between worksurface and rail for cable management. Allow 2" for rail mount installed behind a worksurface, and 3¾" overall to install the rail.

Tip: Maximum weight load for rails is 2 lb per lineal inch.

Tip: Each clamp requires a 2" footprint above the worksurface, and a 3¼" clearance below the worksurface.

Tip: Tour rails clamp to Tour Bench Troughs. Rails are not applicable for glass surfaces.

Tip: Rails require a minimum worksurface depth of 18" for stability.

Standard Includes	Required to Specify
• Rail: 4799 Platinum Metallic • Brackets and stanchions: 4799 Platinum Metallic	1 Style number 2 Options, if selected (see below)

	Options	U.S. Price	Required to Specify
Surface Materials	**Rail** Paint price group 3	+$27	Specify paint color number. ▶ See *Surface Materials Reference Manual* for accent paint options.

Related Products	
• SOTO worktools • SOTO shelves	▶ Pages 541-547 ▶ Page 544

Specification Information

Corresponding Table Top Width	Dimensions D	W	H	Weight	Style Number	U.S. Base Price
60"	1"	52"	3¼"	6.9 lb	**DSRT52**	$285
66"	1"	58"	3¼"	7.5 lb	**DSRT58**	$298
72"	1"	64"	3¼"	8 lb	**DSRT64**	$316

For Canadian Pricing
Multiply U.S. Price by the Canadian price factor.
▶ See page 1 for details.

SOTO Cableways

Tip: The colors for plastic components are defaulted by bracket color.
▶See *Worktools Specification Guide* for default finish matrix.

Tip: Cableway hangs fixed at 8" below the worksurface.

Standard Includes	Required to Specify
• Cableway: 4799 Platinum Metallic • Brackets: 4799 Platinum Metallic	1 Style number 2 Options, if selected (see below)

	Options	U.S. Price	Required to Specify
Surface Materials	**Cableway** Paint price group 3	+$22	Specify paint color number. ▶See *Surface Materials Reference Manual* for accent paint options.

Related Products	
• SOTO worktools • SOTO shelves	▶Pages 541-547 ▶Page 544

Specification Information

Dimensions D	W	H	Weight	Style Number	U.S. Base Price
2½"	20"	8"	2 lb	**DSCW20**	$169
2½"	30"	8"	2.5 lb	**DSCW30**	$190

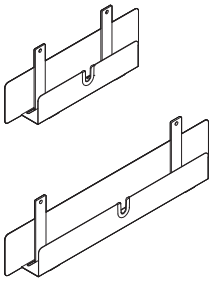

For Canadian Pricing
Multiply U.S. Price by the Canadian price factor.
▶See page 1 for details.

SOTO Shelves

Tip: All SOTO shelves allow for 2 7/8" or 6" between work-surface and bottom of shelf.

Tip: The colors for plastic spacers are defaulted by stanchion color.
▶See *Worktools Specification Guide* for default finish matrix.

Tip: SOTO shelves are compatible to connect to Answer beam top cap rail.

Standard Includes	Required to Specify
• Shelf: paint • Stanchions: – 4799 Platinum Metallic, if 4799 Platinum Metallic selected on shelf – Paint price group 1, if 4231 Arctic White selected on shelf	1 Style number 2 Paint color number for shelf: 4231 Arctic White 4799 Platinum Metallic 3 Paint color number for stanchions, if 4231 Arctic White is selected on shelf: 4799 Platinum Metallic 7360 Merle 4 Options, if selected (see below)

	Options	U.S. Price	Required to Specify
Surface Materials	**Shelf** Paint price group 3	+$22	Specify paint color number. ▶See *Surface Materials Reference Manual* for accent paint options.

Specification Information

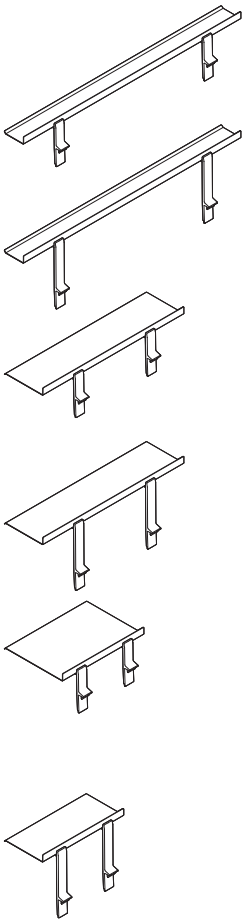

Dimensions D	W	H	Weight	Style Number	U.S. Base Price
36"W Standard Shelf					
3½"	36"	6 9/10"	3.9 lb	**DSSA363**	$168
36"W High Shelf					
3½"	36"	10"	4.2 lb	**DSSA363H**	$174
24"W Standard Shelves					
6¾"	24"	6 9/10"	4.9 lb	**DSSA246**	$174
10¼"	24"	6 9/10"	6.4 lb	**DSSA2410**	$184
24"W High Shelves					
6¾"	24"	10"	5.3 lb	**DSSA246H**	$179
10¼"	24"	10"	6.7 lb	**DSSA2410H**	$191
14"W Standard Shelves					
3½"	14"	6 9/10"	2.2 lb	**DSSA143**	$160
6¾"	14"	6 9/10"	3.6 lb	**DSSA146**	$168
10¼"	14"	6 9/10"	4.4 lb	**DSSA1410**	$179
14"W High Shelves					
3½"	14"	10"	2.5 lb	**DSSA143H**	$168
6¾"	14"	10"	3.9 lb	**DSSA146H**	$174
10¼"	14"	10"	4.7 lb	**DSSA1410H**	$184

SOTO Pile Box

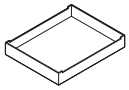

Standard Includes	Required to Specify
• Pile box: plastic	1 Style number 2 Plastic color number for pile box: 6009 Arctic White 6302 Baltic 6338 Chili 6527 Merle 6BE2 Light Peacock 6BE3 Cotton Candy

Specification Information

Dimensions D	W	H	Weight	Style Number	U.S. Price
9⅞"	12¼"	2"	0.7 lb	**DSSPB**	$45

SOTO Landscape Letter Box

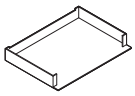

Standard Includes	Required to Specify
• Landscape letter box: plastic	1 Style number 2 Plastic color number for letter box: 6009 Arctic White 6302 Baltic 6338 Chili 6527 Merle 6BE2 Light Peacock 6BE3 Cotton Candy

Specification Information

Dimensions D	W	H	Weight	Style Number	U.S. Price
9⅞"	13¾"	2"	0.8 lb	**DSLLB**	$45

SOTO Tool Box

Tip: Tool box contains removable semi-opaque insert to separate pens from sticky notes.

Standard Includes	Required to Specify
• Tool box: plastic	1 Style number 2 Plastic color number for tool box: 6009 Arctic White 6302 Baltic 6338 Chili 6527 Merle 6BE2 Light Peacock 6BE3 Cotton Candy

Specification Information

Dimensions D	W	H	Weight	Style Number	U.S. Price
3½"	3¼"	3½"	0.3 lb	**DSTB**	$39

For Canadian Pricing
Multiply U.S. Price by the Canadian price factor.
▶See page 1 for details.

SOTO Diagonal File Box

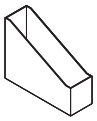

Standard Includes	Required to Specify
• Diagonal file box: plastic	1 Style number 2 Plastic color number for file box: 6009 Arctic White 6302 Baltic 6338 Chili 6527 Merle 6BE2 Light Peacock 6BE3 Cotton Candy

Specification Information

Dimensions D	Dimensions W	Dimensions H	Weight	Style Number	U.S. Price
12¼"	4"	9⅞"	0.5 lb	**DSDFB**	$45

SOTO Utility Box

Standard Includes	Required to Specify
• Utility box: plastic	1 Style number 2 Plastic color number for utility box: 6009 Arctic White 6302 Baltic 6338 Chili 6527 Merle 6BE2 Light Peacock 6BE3 Cotton Candy

Specification Information

Dimensions D	Dimensions W	Dimensions H	Weight	Style Number	U.S. Price
3⅞"	9"	1¼"	0.3 lb	**DSUB**	$39

For Canadian Pricing
Multiply U.S. Price by the Canadian price factor.
▶ See page 1 for details.

SOTO Personal Box

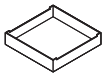

Standard Includes	Required to Specify
• Personal box: plastic	1 Style number 2 Plastic color number for personal box: 6009 Arctic White 6302 Baltic 6338 Chili 6527 Merle 6BE2 Light Peacock 6BE3 Cotton Candy

Specification Information

Dimensions D	W	H	Weight	Style Number	U.S. Price
9"	9"	2"	0.3 lb	**DSPB**	$39

SOTO Storage Boxes, Set of Three

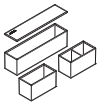

Tip: The storage box set fits inside the personal box.

Standard Includes	Required to Specify
• Set of three storage boxes: semi-opaque boxes with white cover	Style number

Specification Information

Style Number	Weight	U.S. Price
DSSB	0.4 lb	$45

Tip: The box dimensions are:

- *Open rectangle box with or without divider 2⅛"D x 4¼"W x 2⅜"H*
- *Long rectangle box with lid 2⅛"D x 8⅝"W x 2⅜"H*

For Canadian Pricing
Multiply U.S. Price by the Canadian price factor.
▶See page 1 for details.

SOTO Personal Console

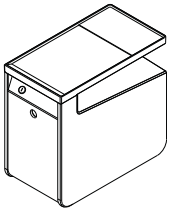

Tip: SOTO personal console charging options include USB ports (two ports, 2.1A each) and Qi wireless charging (5W).

Tip: If keyless locking is selected, the Digilock programming key and manager key must be specified separately for proper setup. Additional keys are available.
▶Page 549

Tip: Height-adjustable worksurface controllers and sliding top release mechanisms should be placed on the opposite side of the worksurface from the personal console.

Tip: SOTO personal console should be placed inboard of legs by a ½" and is not to be placed on an overhang.

Tip: SOTO personal console can only be mounted on square worksurface edge profiles between ½" and 1½" thick.

Standard Includes	Required to Specify
• Personal console: 6009 Arctic White • Tambour door: 6527 Merle • Fabric colored pad: dark grey felt • 12V power supply with 72" black cord (charging versions) • Lock, keyed random: 6205 Black	1 Style number 2 Options, if selected (see below) ▶ See *Surface Materials*, in *Steelcase Worktools Specification Guide.*

	Options	U.S. Price	Required to Specify
Surface Materials	• Grey felt	No cost	Specify grey felt.
	• Fabric finish set 1	+$ 43	Specify fabric color number.
	• Fabric finish set 2	+$ 92	Specify fabric color number.
Charging Options	• None	No cost	Specify *with no USB*.
	• USB charging	+$ 83	Specify *with USB*.
	• USB with Qi wireless charging	+$271	Specify *with USB and Qi wireless.*
Digilock	• Keyless locking	+$216	Specify *with keyless.*

Specification Information

Dimensions D	Dimensions W	Style Number	U.S. Base Price
16¾"	9"	**DSPC**	$525

For Canadian Pricing
Multiply U.S. Price by the Canadian price factor.
▶See page 1 for details.

Digilock

Tip: Digilock keys are only for use with the keyless option on SOTO personal console. If keyless is selected then the programming key and manager key must be specified.

Standard Includes		Required to Specify
▶ Need help? Product details, *Steelcase Worktools Specification Guide*	• Digilock key • Instructions	Style number

Related Products	Required to Specify
• SOTO personal console	▶ Page 548

Tip: The manager key and user key are available as accommodations to the locking unit.

Specification Information	
• **Style Number**	• **U.S. Price**



Programming Key

DLKPK	$93



Manager Key

DLKMK	$73

User Key for ADA

DLKUK	$31

For Canadian Pricing
Multiply U.S. Price by the Canadian price factor.
▶ See page 1 for details.

Keyboard Assemblies

Stella Standard Keyboard Assemblies

Tip: Jules platform can be used in 12" radius corners when used with an extended mechanism.

Tip: Be sure to consider the mechanism track length in relationship to the worksurface depth.

Standard Includes	Required to Specify
• Mechanism and track: 0835 Black • Keyboard platform: – Slider: 7027 Charcoal paint Ⓔ – Jules: 6288 Charcoal plastic • Mouse surface: – Slider and Jules: ambidextrous, sliding mouse surface • Palm rest	Style number

Specification Information

Dimensions D	W	H	Style Number	U.S. Price
Slider Platforms				
With 20"L Track				
9 1/2"	20"	3"	**SS20SL10SA**	$613
With 23"L Track				
9 1/2"	20"	3"	**SE23SL10SA**	$632
Jules Platforms				
With 20"L Track				
12"	18 3/4"	5 5/8"	**SS20JP10SF**	$489
With 23"L Track				
12"	18 3/4"	5 5/8"	**SE23JP10SF**	$509

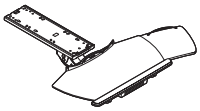

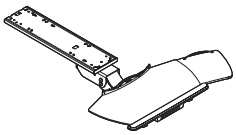

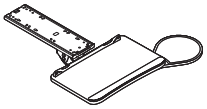

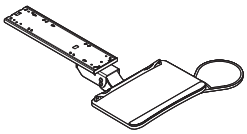

Ⓔ=Established

For Canadian Pricing
Multiply U.S. Price by the Canadian price factor.
▶ See page 1 for details.

Lift and Lock Keyboard Assemblies

Tip: Be sure to consider the mechanism track length in relationship to the worksurface depth.

Standard Includes	Required to Specify
• Mechanism and track: 0835 Black • Keyboard platform: – 19", 26", and Enviro: 7027 Charcoal paint • Mouse surface: – 19" and Enviro: 9" diameter same-plane, swivel mouse surface • Palm rest: green gel	1 Style number 2 Palm rest type (see below under Required Selections)

	Required Selections	U.S. Price	Required to Specify
Palm Rest Type	• Non-antimicrobial	No cost	Specify *with non-antimicrobial.*
	• Antimicrobial	No cost	Specify *with antimicrobial.*

Specification Information

Dimensions D	W	H	Style Number	U.S. Price

19" Platforms with 5" Arm and 23"L Track

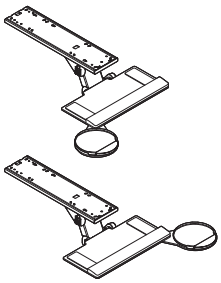

Left-Handed

9¾"	19"	3"	**L52319MLGG**	$352

Right-Handed

9¾"	19"	3"	**L52319MRGG**	$352

19" Platforms with 7" Arm and 26"L Track

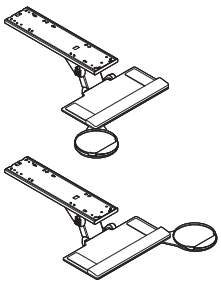

Left-Handed

9¾"	19"	3"	**L72619MLGG**	$352

Right-Handed

9¾"	19"	3"	**L72619MRGG**	$352

Enviro Platforms

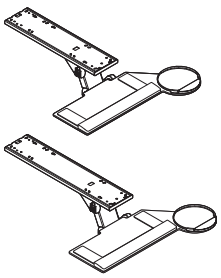

With 5" Arm and 23"L Track

14½"	28"	3"	**L523EN10GG**	$352

With 7" Arm and 26"L Track

14½"	28"	3"	**L726EN10GG**	$352

Technology Worktools and Cable Management

Freestanding In-Line Document Support

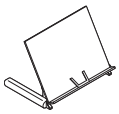

Standard Includes	Required to Specify
• Freestanding in-line document support: 6000 Black	Style number

Specification Information

Dimensions D	W	H	Style Number	U.S. Price
18"	14"	12"	**CDFIS14**	$137

Adjustable Foot Rest

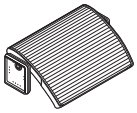

Standard Includes	Required to Specify
• Adjustable foot rest: 6000 Black plastic	Style number

Specification Information

Dimensions D	W	H	Style Number	U.S. Price
12"	18"	2"–6"	**CFTR**	$151

For Canadian Pricing
Multiply U.S. Price by the Canadian price factor.
▶ See page 1 for details.

Vertical Non-Locking CPU Cradle

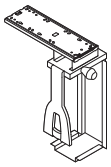

Tip: Vertical CPU cradle supports CPUs 3½"W to 9"W, 15"D to 22"D, 12½"H to 22½"H and up to 85 lb.

Tip: CPU cradle requires 18" clearance under the worksurface.

Standard Includes	Required to Specify
• CPU cradle: 0835 Black • Soft touch knob for side clamp adjustment • 17"L track	Style number

Specification Information

Dimensions D	W	H	Style Number	U.S. Price
17"	3½"	18¼"	**CPRCCN**	$207

Vertical Processor Freestanding Sling

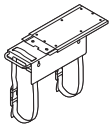

Tip: CPU must be at least 10"D and 3½"W for both standard and fixed vertical processor slings.

Tip: Standard vertical processor sling supports CPUs with perimeters of 53" and 75 lb.

Tip: Standard vertical processor requires 18" clearance under the worksurface.

Standard Includes	Required to Specify
• Vertical processor sling: 0835 Black • 17"L track for standard vertical processor sling, if selected	Style number

Specification Information

Dimensions D	W	H	Style Number	U.S. Price
18"	5½"	2½"	**CPRSL**	$171

For Canadian Pricing
Multiply U.S. Price by the Canadian price factor.
▶ See page 1 for details.

Flat Panel Monitor Arm Support Assemblies

Eyesite Single Display Support

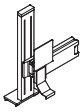

Tip: Eyesite single display support is for use with monitors up to 20 lb.

Tip: For large monitor screens (20"+), order standard columns. For small monitor screens (17"–19"), order extended columns.

Tip: Bivi bracket to be used with Eyesite single support, dual display support, and dual laptop support with extended crank adjust columns only.

Standard Includes	Required to Specify
• Monitor arm: 4799 Platinum • Mounting bracket: 4799 Platinum	Style number

Specification Information

Dimensions D	Dimensions W	Dimensions H	Weight	Style Number	U.S. Price
Bivi Mount					
6⅝"	11⅝"	20"	10 lb	**FPAEC1BIVI**	$580

Eyesite Adjustable Dual Display Support

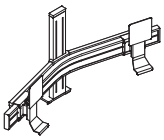

Tip: Eyesite dual display support is for use with two monitors up to 24" screens and 25 lb each.

Tip: For large monitor screens (20"+), order standard columns. For small monitor screens (17"–19"), order extended columns.

Tip: Bivi bracket to be used with Eyesite single support, dual display support, and dual laptop support with extended crank adjust columns only.

Standard Includes	Required to Specify
• Monitor arm: 4799 Platinum • Mounting bracket: 4799 Platinum	1 Style number 2 Options, if selected (see below)

	Options	U.S. Price	Required to Specify
Bracket	• Without pivot	No cost	Specify *without pivot.*
	• With pivot	+$20	Specify *with pivot.*

Specification Information

Dimensions D	Dimensions W	Dimensions H	Weight	Style Number	U.S. Base Price
Bivi Mount					
8½"	31"	20"	17 lb	**FPAEC2BIVI**	$911

For Canadian Pricing
Multiply U.S. Price by the Canadian price factor.
▶ See page 1 for details.

Eyesite Single Laptop Support

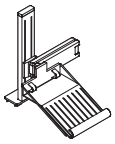

Tip: Eyesite flat panel monitor arms with laptop supports are not recommended for use with docking stations.

Tip: Bivi bracket to be used with Eyesite single support, dual display support, and dual laptop support with extended crank adjust columns only.

Standard Includes	Required to Specify
• Monitor arm: 4799 Platinum • Laptop support and adjustment column: 4799 Platinum • Mounting bracket: 4799 Platinum	Style number

Specification Information

Dimensions D	Dimensions W	Dimensions H	Weight	Style Number	U.S. Price
Bivi Mount					
16"	11⅝"	19⅞"	12 lb	**FPAELC1BIVI**	$613

Eyesite Dual Laptop Support

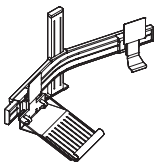

Tip: Eyesite dual laptop support is for use with monitor up to 24" screen and 25 lb.

Tip: Eyesite flat panel monitor arms with laptop supports are not recommended for use with docking stations.

Tip: Monitor cables that connect to the rear of the monitor near the VESA plate will not fit properly on the Eyesite monitor arm.

Tip: Bivi bracket to be used with Eyesite single support, dual display support, and dual laptop support with extended crank adjust columns only.

Standard Includes	Required to Specify
• Monitor arm: 4799 Platinum • Laptop support and adjustment column: 4799 Platinum • Mounting bracket: 4799 Platinum	1 Style number 2 Options, if selected (see below)

	Options	U.S. Price	Required to Specify
Bracket	• Without pivot	No cost	Specify *without pivot.*
	• With pivot	+$20	Specify *with pivot.*

Specification Information

Dimensions D	Dimensions W	Dimensions H	Weight	Style Number	U.S. Base Price
Bivi Mount					
17"	31"	19⅞"	19 lb	**FPAELC2BIVI**	$971

For Canadian Pricing
Multiply U.S. Price by the Canadian price factor.
▶See page 1 for details.

Eyesite Mounting Bracket

Tip: Bivi bracket to be used with Eyesite single support, dual display support, and dual laptop support with extended crank adjust columns only.

Standard Includes	Required to Specify
• Bracket: 4799 Platinum	Style number

Specification Information

Dimensions D	Dimensions W	Dimensions H	Weight	Style Number	U.S. Price
Bivi Bracket					
3"	4"	1/4"	1.5 lb	**FPCBIVI**	$149

For Canadian Pricing
Multiply U.S. Price by the Canadian price factor.
▶ See page 1 for details.

CF Series Flat Panel Light-Duty, Standard, and Heavy-Duty Monitor Arms

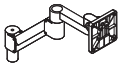

Standard Includes	Required to Specify
• Monitor arm: paint • Standard tilt head • No mounting bracket	1 Style number 2 Paint color number for monitor arm: 0835 Black 7018 Pewter ZW01 Pearl Snow 3 Tilt head mechanism (See Required Selections below) 4 Options, if selected (see below)

Tip: When using CF Series slider bar tilt heads and ***UNIVERSALSLIDE,*** *reduce monitor weight capacity by 2 lb per monitor supported by the slider bar tilt head.*

Tip: CF Series standard tilt head and CF Series universal slider bar tilt heads are standard with quick release.

Tip: Grommet mount requires 2" or larger hole.

*Tip: Bivi mounting bracket requires additional Bivi brace (**TS8TMBRAC**).*
▶See page 166

	Required Selections	U.S. Price	Required to Specify
Tilt Head Mechanism	• CF Series standard tilt head with quick release	No cost	Specify *with CF Series standard tilt head with quick release.*
	• CF Series universal slider bar tilt head with quick release	+$ 85	Specify *with CF Series universal slider bar tilt head with quick release.*

	Options	U.S. Price	Required to Specify
Brackets	• No bracket	No cost	Specify *with no bracket.*
	• CF Series C-clamp	+$ 63	Specify *with CF Series C-clamp.*
	• CF Series through mount	+$ 63	Specify *with CF Series through mount.*
	• Wall/reverse wall mount bracket	+$ 54	Specify *with wall/reverse wall mount bracket.*
	• Slatwall	+$ 54	Specify *with Slatwall bracket.*
	• Bivi	+$ 54	Specify *with Bivi bracket.*
	• FrameOne	+$ 96	Specify *with FrameOne bracket.*
	• c:scape	+$112	Specify *with c:scape bracket.*

For Canadian Pricing
Multiply U.S. Price by the Canadian price factor.
▶See page 1 for details.

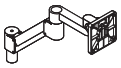

*Tip: **CF450** arm supports monitors 6–19 lb. **CF500** arm supports monitors 2–12.5 lb.*

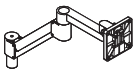

*Tip: CF600 arm supports monitors 5–17 lb. **CF800** arm supports monitors 9–25 lb.*

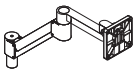

Tip: Heavy-duty arm supports monitors 11–31 lb.

Tip: Slatwall skin brace package is required when mounting a flat panel monitor arm on an Answer slatwall skin.

Tip: When mounting CF Series arm brackets to Slatwall, bracket must be mounted no further than 10" away from Slatwall mounting bracket. If application does not allow bracket to be installed within the 10" range, an additional bracket or brackets should be installed within 10" of desired arm location.

Tip: Two single arms can be mounted on 18"H or 24"H Answer slatwall skin that has an installed brace package. For optimal stability, the monitor arm should be mounted as shown below:

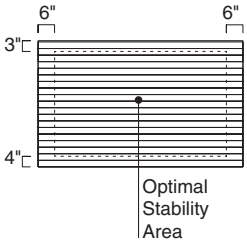

Specification Information

Weight	Style Number	U.S. Base Price
Light-Duty Monitor Arms		
5 lb	**CF450**	$387
6 lb	**CF500**	$414
Standard Monitor Arms		
10.5 lb	**CF600**	$413
10.5 lb	**CF800**	$432
Heavy-Duty Monitor Arm		
10.5 lb	**CF1000**	$469

CF Series Flat Panel Monitor Arm Assemblies with Dual-Bar Arm

Standard Includes	Required to Specify
• Monitor arm: paint • Heavy-duty tilt head • Dual-bar arm: 7018 Pewter • No mounting bracket	1 Style number 2 Paint color number for monitor arm: 0835 Black 7018 Pewter ZW01 Pearl Snow 3 Options, if selected (see below)

Tip: Bracket color will match selected monitor arm color.

	Options	U.S. Price	Required to Specify
Brackets	• No bracket	No cost	Specify *with no bracket.*
	• Desk C-clamp/grommet	+$ 54	Specify *with desk C-clamp/grommet bracket.*
	• Through-mount	+$ 54	Specify *with through-mount bracket.*
	• Desk C-clamp/through-mount grommet	+$ 54	Specify *with desk C-clamp/through-mount grommet bracket.*
	• Wall/reverse wall mount	+$ 54	Specify *with wall/reverse wall mount grommet bracket.*
	• Slatwall	+$ 54	Specify *with Slatwall bracket.*
	• Bivi	+$ 54	Specify *with Bivi bracket.*
	• FrameOne	+$ 96	Specify *with FrameOne bracket.*
	• c:scape	+$112	Specify *with c:scape bracket.*

*Tip: Bivi mounting bracket requires additional Bivi brace (**TS8TMBRAC**).*
▶Page 166

Tip: Grommet mount requires 2" or larger hole.

Specification Information

• Weight	• Style Number	• U.S. Base Price

Standard Monitor Arm with Dual-Bar Arm, Heavy-Duty Tilt Head

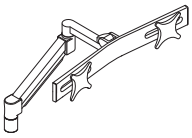

Tip: When using dual-bar arm the standard arm supports monitors 4–20 lb total weight.

18 lb	**CF800DUALBAR**	$680

Heavy-Duty Monitor Arm with Dual-Bar Arm, Heavy-Duty Tilt Head

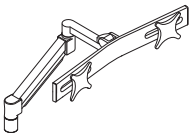

Tip: When using dual-bar arm the heavy-duty arm supports monitors 6–26 lb total weight.

Tip: 5 lb must be subtracted from the standard CF Series maximum arm load rating when determining the load for CF Series dual-bar arms.

For Canadian Pricing
Multiply U.S. Price by the Canadian price factor.
▶See page 1 for details.

CF Series Evolution Single Monitor Arm

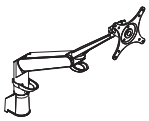

Tip: Single C-clamp mounting bracket is for use on worksurfaces with a thickness of ½" to 1⅝".

Tip: The C-clamp can be grommet mounted.

Tip: Single monitor arm with C-clamp bracket installs from the top of the bracket, not below the worksurface.

Tip: Single monitor arm supports monitors up to 12 lb each and up to 27".

Tip: Bracket color will match selected monitor arm color.

*Tip: Bivi mounting bracket requires additional Bivi brace (**TS8TMBRAC**).*
▶See page 166

Tip: CF Series evolution single monitor arms are standard with quick connect tilt head.

*Tip: The universal laptop/tablet holder, **CFTULT**, and the laptop holder platform, **CFHLS**, can be used with CF Series evolution single. The **CFLHS** supports up to 9 lb. The **CFTULT** can support up to 10 lb.*
▶*See* Worktools Specification Guide.

Standard Includes	Required to Specify
• Monitor arm: paint • No mounting bracket	1 Style number 2 Paint color number for monitor arm: 0835 Black 7018 Pewter ZW01 Pearl Snow 3 Options, if selected (see below)

	Options	U.S. Price	Required to Specify
Bracket	• No bracket	No cost	Specify *with no bracket.*
	• C-clamp CF Series evolution single	+$ 53	Specify *with C-clamp CF Series evolution single bracket.*
	• Through-mount CF Series evolution single	+$ 53	Specify *with through-mount CF Series evolution single bracket.*
	• Bivi CF Series evolution single	+$ 53	Specify *with Bivi CF Series evolution single bracket.*
	• FrameOne CF Series evolution single	+$ 96	Specify *with FrameOne CF Series evolution single bracket.*
	• c:scape CF Series evolution single	+$112	Specify *c:scape CF Series evolution single bracket.*

Specification Information

Dimensions D	W	H	Style Number	U.S. Base Price
3⅘"	10⅓"	9⅕"	**CFESARM**	$253

For Canadian Pricing
Multiply U.S. Price by the Canadian price factor.
▶See page 1 for details.

CF Series Evolution Dual Monitor Arms

Standard Includes	Required to Specify
• Monitor arm: paint • No mounting bracket	1 Style number 2 Paint color number for monitor arm: 0835 Black 7018 Pewter ZW01 Pearl Snow 3 Options, if selected (see below)

	Options	U.S. Price	Required to Specify
Bracket	• No bracket	No cost	Specify *with no bracket.*
	• C-clamp CF Series evolution dual	+$126	Specify *with C-clamp CF Series evolution dual bracket.*
	• Bivi CF Series evolution dual	+$126	Specify *with Bivi CF Series evolution dual bracket.*
	• FrameOne CF Series evolution dual	+$133	Specify *with FrameOne CF Series evolution dual bracket.*
	• c:scape CF Series evolution dual	+$144	Specify *c:scape CF Series evolution dual bracket.*

Tip: Bracket color will match selected monitor arm color.

*Tip: Bivi mounting bracket requires additional Bivi brace (**TS8TMBRAC**).*
▶See page 166

Tip: CF Series evolution dual monitor arms are standard with quick connect tilt head.

*Tip: The universal laptop/tablet holder, **CFTULT**, and the laptop holder platform, **CFHLS**, can be used with CF Series evolution dual. The **CFLHS** supports up to 9 lb. The **CFTULT** can support up to 10 lb.*
▶*See* Worktools Specification Guide.

Specification Information

Dimensions D	Dimensions W	Dimensions H	Style Number	U.S. Base Price

Dual Monitor Arm

3⅘"	20⅗"	9⅕"	**CFEDARM**	$505

▶**Specification Information, continued on next page**

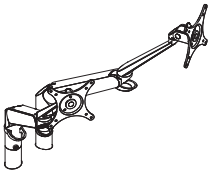

Tip: Dual C-clamp mounting bracket is for use on worksurfaces with a thickness of ½" to 2".

Tip: Dual monitor arm with C-clamp bracket installs from below the worksurface, without tools.

Tip: Dual monitor arm supports monitors up to 12 lb each and up to 27" per monitor.

Tip: Dual monitor arm can be through mounted.

For Canadian Pricing
Multiply U.S. Price by the Canadian price factor.
▶See page 1 for details.

▶**Specification Information, continued from previous page**

Specification Information

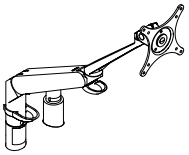

Dual Monitor Arm Conversion Kit

Dimensions D	Dimensions W	Dimensions H	Style Number	U.S. Base Price
3 4/5"	20 3/5"	9 1/5"	**CFEDARMCK**	$253

For Canadian Pricing
Multiply U.S. Price by the Canadian price factor.
▶See page 1 for details.

CF Series Flat Panel Monitor Pole Mounts with Arms

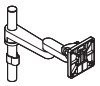

Standard Includes	Required to Specify
• Monitor arm pole mount: paint • 14"H pole • Standard tilt head • No mounting bracket	1 Style number 2 Paint color number for pole mount: 0835 Black 7018 Pewter ZW01 Pearl Snow 3 Tilt head mechanism (see Required Selections below) 4 Pole height (See Required Selections below) 5 Options, if selected (see below)

Tip: When using CF Series slider bar, reduce monitor weight capacity by 2 lb per monitor supported by the slider bar tilt head.

	Required Selections	U.S. Price	Required to Specify
Tilt Head Mechanism	**Single**		
	• Standard tilt head	No cost	Specify *with standard tilt head.*
	• Standard tilt head with quick release	+$ 21	Specify *with standard tilt head with quick release.*
	• Heavy-duty spring tilt head	+$ 29	Specify *with heavy-duty spring tilt head.*
	• Heavy-duty spring tilt head with quick release	+$ 40	Specify *with heavy-duty spring tilt head with quick release.*
	• Standard tilt head slider bar with quick release	+$114	Specify *with standard tilt head slider bar with quick release.*
	• Heavy-duty spring tilt head slider bar with quick release	+$135	Specify *with heavy-duty spring tilt head slider bar with quick release.*
	Double		
	• Standard tilt head	No cost	Specify *with standard tilt head.*
	• Standard tilt head with quick release	+$ 42	Specify *with standard tilt head with quick release.*
	• Heavy-duty spring tilt head	+$ 58	Specify *with heavy-duty spring tilt head.*
	• Heavy-duty spring tilt head with quick release	+$ 80	Specify *with heavy-duty spring tilt head with quick release.*
	• Standard tilt head slider bar with quick release	+$228	Specify *with standard tilt head slider bar with quick release.*
	• Heavy-duty spring tilt head slider bar with quick release	+$270	Specify *with heavy-duty spring tilt head slider bar with quick release.*
Pole Height	• 14"H pole	No cost	Specify *with 14"H pole.*
	• 20"H pole	+$ 57	Specify *with 20"H pole.*

Tip: Bracket color will match selected monitor arm color.

*Tip: Bivi mounting bracket requires additional Bivi brace (**TS8TMBRAC**).*
▶See page 166

	Options	U.S. Price	Required to Specify
Brackets	• No bracket	No cost	Specify *with no bracket.*
	• Desk C-clamp/grommet	+$ 54	Specify *with desk C-clamp/grommet bracket.*
	• Through-mount	+$ 54	Specify *with through-mount bracket.*
	• Desk C-clamp/through-mount grommet	+$ 54	Specify *with desk C-clamp/through-mount grommet bracket.*
	• Wall/reverse wall mount	+$ 54	Specify *with wall/reverse wall mount bracket.*
	• Slatwall (single-arm only)	+$ 54	Specify *with Slatwall bracket.*
	• Bivi	+$ 54	Specify *with Bivi bracket.*
	• FrameOne	+$ 96	Specify *with FrameOne bracket.*
	• c:scape	+$112	Specify *with c:scape bracket.*

For Canadian Pricing
Multiply U.S. Price by the Canadian price factor.
▶See page 1 for details.

Tip: Grommet mount requires 2" or larger hole.

Specification Information

Height	Weight	Style Number	U.S. Base Price

Single-Arm Pole Mount

Tip: Lower arm is 8" in length and upper arm is 4" in length. Tilt head included.

Tip: Single-arm pole mount supports monitors up to 25 lb.

14"	6 lb	**CFSHA**	$354

Double-Arm Pole Mount

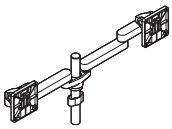

Tip: Double-arm pole mount supports two 24" monitors (16:9 aspect ratio, 22"W side-to-side) up to 25 lb per monitor. Use of 24" monitors will reduce available focal depth adjustment range.

Tip: Double-arm pole is not recommended for use with Slatwall mounting bracket.

Tip: Slatwall skin brace package is required when mounting a flat panel monitor arm on an Answer slatwall skin.

Tip: Two single arms can be mounted on 18"H or 24"H Answer slatwall skin that has an installed brace package. For optimal stability, the monitor arm should be mounted as shown:

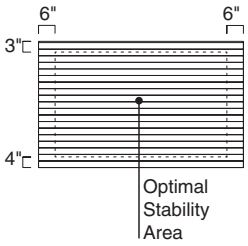

For Canadian Pricing
Multiply U.S. Price by the Canadian price factor.
▶See page 1 for details.

CF Series Single Static Modular Monitor Arm Assembly

*Tip: **CFMSP** supports monitors up to 30 lb and up to 50".*

Tip: CF Series modular c:scape, FrameOne, Bivi mounting brackets are not approved for use on one over one, two over two and three over three applications.

Tip: CF Series standard tilt head and CF Series universal slider bar tilt heads are standard with quick release.

*Tip: When using CF Series slider bar and **UNIVERSALSLIDE**, reduce monitor weight capacity by 2 lb per monitor supported by the slider bar tilt head.*

Tip: Specify heavy-duty spring tilt head with quick release if your monitor weights over 30 lb.

Tip: Heavy-duty spring tilt head with quick release is only necessary to spec if your monitor exceeds 30 lb. If your monitor is 30 lb or less, specify CF Series standard tilt head with quick release.

*Tip: Bivi mounting bracket requires additional Bivi brace (**TS8TMBRAC**).*
See page 166

Tip: Bracket color will match selected monitor arm color.

Standard Includes	Required to Specify
• Monitor arm: paint • Standard tilt head • 14"H pole	1 Style number 2 Paint color number for monitor arm: 0835 Black 7018 Pewter ZW01 Pearl Snow 3 Tilt head mechanism (see Required Selections below) 4 Pole height (See Required Selections below) 5 Options, if selected (see below)

	Required Selections	U.S. Price	Required to Specify
Tilt Head Mechanism	• CF Series standard tilt head with quick release	No cost	Specify *with CF Series standard tilt head with quick release.*
	• Heavy-duty spring tilt head with quick release	+$ 40	Specify *with heavy-duty spring tilt head with quick release.*
	• CF Series universal slider bar tilt head with quick release	+$ 85	Specify *with CF Series universal slider bar tilt head with quick release.*
	• Heavy-duty spring tilt head slider bar with quick release	+$135	Specify *with heavy-duty spring tilt head slider bar with quick release.*
Pole Height	• 14"H pole	No cost	Specify *with 14"H pole.*
	• 20"H pole	+$ 57	Specify *with 20"H pole.*

	Options	U.S. Price	Required to Specify
Brackets	• No bracket	No cost	Specify *with no bracket.*
	• CF Series C-clamp	+$ 63	Specify *with CF Series C-clamp.*
	• CF Series through mount	+$ 63	Specify *with CF Series through mount.*
	• Bivi modular	+$ 74	Specify *with Bivi modular bracket.*
	• FrameOne modular	+$114	Specify *with FrameOne modular bracket.*
	• c:scape modular	+$135	Specify *with c:scape modular bracket.*

Specification Information

Style Number	U.S. Base Price
CFMSP	$187

For Canadian Pricing
Multiply U.S. Price by the Canadian price factor.
See page 1 for details.

CF Series Single Dynamic Modular Monitor Arm Assemblies

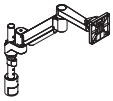

Standard Includes	Required to Specify
• Monitor arm with pole: paint • Standard tilt head • 14"H pole	1 Style number 2 Paint color number for monitor arm: 0835 Black 7018 Pewter ZW01 Pearl Snow 3 Tilt head mechanism (see Required Selections below) 4 Pole height (See Required Selections below) 5 Options, if selected (see below)

	Required Selections	U.S. Price	Required to Specify
Tilt Head Mechanism	• CF Series standard tilt head with quick release	No cost	Specify *with CF Series standard tilt head with quick release.*
	• CF Series universal slider bar tilt head with quick release	+$ 85	Specify *with CF Series universal slider bar tilt head with quick release.*
Pole Height	• 14"H pole	No cost	Specify *with 14"H pole.*
	• 20"H pole	+$ 57	Specify *with 20"H pole.*

	Options	U.S. Price	Required to Specify
Brackets	• No bracket	No cost	Specify *with no bracket.*
	• CF Series C-clamp	+$ 63	Specify *with CF Series C-clamp.*
	• CF Series through mount	+$ 63	Specify *with CF Series through mount.*
	• Bivi modular	+$ 74	Specify *with Bivi modular bracket.*
	• FrameOne modular	+$114	Specify *with FrameOne modular bracket.*
	• c:scape modular	+$135	Specify *with c:scape modular bracket.*

Tip: When using CF Series slider bar and ***UNIVERSALSLIDE,*** *reduce monitor weight capacity by 2 lb per monitor supported by the slider bar tilt head.*

Tip: CF Series standard tilt head and CF Series universal slider bar tilt heads are standard with quick release.

*Tip: Bivi mounting bracket requires additional Bivi brace (**TS8TMBRAC**).*
▶ *See page 166*

Tip: CF Series single dynamic modular monitor arm assemblies support monitors for various weights and sizes.
▶ *See* Worktools Specification Guide.

Specification Information

Style Number	U.S. Base Price
CF450MSP	$354
CF500MSP	$358
CF600MSP	$363
CF800MSP	$366
CF1000MSP	$388

For Canadian Pricing
Multiply U.S. Price by the Canadian price factor.
▶ See page 1 for details.

CF Series Dual Static Modular Monitor Arm Assemblies

Tip: CF Series standard tilt head and CF Series universal slider bar tilt heads are standard with quick release.

Tip: Specify heavy-duty spring tilt head with quick release if your monitor weights over 30 lb.

Tip: Heavy-duty spring tilt head with quick release is only necessary to spec if your monitor exceeds 30 lb. If your monitor is 30 lb or less, specify CF Series standard tilt head with quick release.

Tip: When using CF Series slider bar and ***UNIVERSALSLIDE,*** *reduce monitor weight capacity by 2 lb per monitor supported by the slider bar tilt head.*

Tip: Bracket color will match selected monitor arm color.

*Tip: Bivi mounting bracket requires additional Bivi brace (**TS8TMBRAC**).*
▶See page 166

Standard Includes	Required to Specify
• Monitor arm: paint • Standard tilt head • 14"H pole	1 Style number 2 Paint color number for monitor arm: 0835 Black 7018 Pewter ZW01 Pearl Snow 3 Tilt head mechanism (see Required Selections below) 4 Pole height (See Required Selections below) 5 Options, if selected (see below)

	Required Selections	U.S. Price	Required to Specify
Tilt Head Mechanism	• CF Series standard tilt head with quick release	No cost	Specify *with CF Series standard tilt head with quick release.*
	• Heavy-duty spring tilt head with quick release	+$ 80	Specify *with heavy-duty spring tilt head with quick release.*
	• CF Series universal slider bar tilt head with quick release	+$170	Specify *with CF Series universal slider bar tilt head with quick release.*
	• Heavy-duty spring tilt head slider bar with quick release	+$270	Specify *with heavy-duty spring tilt head slider bar with quick release.*
Pole Height	• 14"H pole	No cost	Specify *with 14"H pole.*
	• 20"H pole	+$ 57	Specify *with 20"H pole.*

	Options	U.S. Price	Required to Specify
Brackets	• No bracket	No cost	Specify *with no bracket.*
	• CF Series C-clamp	+$ 63	Specify *with CF Series C-clamp.*
	• CF Series through mount	+$ 63	Specify *with CF Series through mount.*
	• Bivi modular	+$ 74	Specify *with Bivi modular bracket.*
	• FrameOne modular	+$114	Specify *with FrameOne modular bracket.*
	• c:scape modular	+$135	Specify *with c:scape modular bracket.*

Specification Information

Style Number	U.S. Base Price

Dual Static Monitor Arm Assembly with Pole

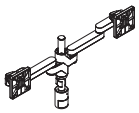

*Tip: **CFMDSP** supports monitors up to 20 lb and up to 24" per monitor.*

CFMDSP	$470

Wide Dual Static Monitor Arm Assembly with Pole

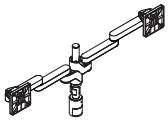

*Tip: **CFMDSWP** supports monitors up to 20 lb and 24" to 30" per monitor.*

CFMDSWP	$511

CF Series Dual Dynamic Modular Monitor Arm Assemblies

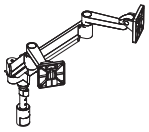

Tip: CF Series dual dynamic modular monitor arm assemblies support monitors for various weights and sizes.
▶ *See* Worktools Specification Guide.

Tip: CF Series standard tilt head and CF Series universal slider bar tilt heads are standard with quick release.

Tip: When using CF Series slider bar and ***UNIVERSALSLIDE,*** *reduce monitor weight capacity by 2 lb per monitor supported by the slider bar tilt head.*

Tip: Bracket color will match selected monitor arm color.

*Tip: Bivi mounting bracket requires additional Bivi brace (**TS8TMBRAC**).*
▶ *See page 166*

*Tip: **CF1000MDDP** is limited to 25 lbs per monitor when using FrameOne and c:scape brackets.*

Standard Includes	Required to Specify
• Monitor arm with pole: paint • Standard tilt head • 14"H pole	1 Style number 2 Paint color number for monitor arm: 0835 Black 7018 Pewter ZW01 Pearl Snow 3 Tilt head mechanism (see Required Selections below) 4 Pole height (See Required Selections below) 5 Options, if selected (see below)

	Required Selections	U.S. Price	Required to Specify
Tilt Head Mechanism	• CF Series standard tilt head with quick release	No cost	Specify *with CF Series standard tilt head with quick release.*
	• CF Series universal slider bar tilt head with quick release	+$170	Specify *with CF Series universal slider bar tilt head with quick release.*
Pole Height	• 14"H pole	No cost	Specify *with 14"H pole.*
	• 20"H pole	+$ 57	Specify *with 20"H pole.*

	Options	U.S. Price	Required to Specify
Brackets	• No bracket	No cost	Specify *with no bracket.*
	• CF Series C-clamp	+$ 63	Specify *with CF Series C-clamp.*
	• CF Series through mount	+$ 63	Specify *with CF Series through mount.*
	• Bivi modular	+$ 74	Specify *with Bivi modular bracket.*
	• FrameOne modular	+$114	Specify *with FrameOne modular bracket.*
	• c:scape modular	+$135	Specify *with c:scape modular bracket.*

Specification Information

Style Number	U.S. Base Price
CF450MDDP	$635
CF500MDDP	$640
CF600MDDP	$648
CF800MDDP	$665
CF1000MDDP	$674

For Canadian Pricing
Multiply U.S. Price by the Canadian price factor.
▶ See page 1 for details.

CF Series Dual Dynamic Modular Monitor Arm Assemblies with Laptop Holder and with Pole

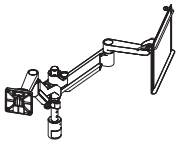

Tip: Supports laptops weighing up to 11 lb.

*Tip: For dual dynamic monitor arm assembly with laptop holder, **CF500** monitor arm will be designated for laptop holder use. If **CF800MDDLP** is specified, one **CF800** arm for the monitor and one **CF500** arm for the laptop holder will be ordered.*

Tip: CF Series standard tilt head and CF Series universal slider bar tilt heads are standard with quick release.

*Tip: When using CF Series slider bar and **UNIVERSALSLIDE,** reduce monitor weight capacity by 2 lb per monitor supported by the slider bar tilt head.*

Tip: Bracket color will match selected monitor arm color.

*Tip: Bivi mounting bracket requires additional Bivi brace (**TS8TMBRAC**).*
▶ *See page 166*

Standard Includes	Required to Specify
• Monitor arm with laptop holder and pole: paint • Standard tilt head • 14"H pole	1 Style number 2 Paint color number for monitor arm: 0835 Black 7018 Pewter ZW01 Pearl Snow 3 Tilt head mechanism (see Required Selections below) 4 Pole height (See Required Selections below) 5 Options, if selected (see below)

	Required Selections	U.S. Price	Required to Specify
Tilt Head Mechanism	• CF Series standard tilt head with quick release	No cost	Specify *with CF Series standard tilt head with quick release.*
	• CF Series universal slider bar tilt head with quick release	+$ 85	Specify *with CF Series universal slider bar tilt head with quick release.*
Pole Height	• 14"H pole	No cost	Specify *with 14"H pole.*
	• 20"H pole	+$ 57	Specify *with 20"H pole.*

	Options	U.S. Price	Required to Specify
Brackets	• No bracket	No cost	Specify *with no bracket.*
	• CF Series C-clamp	+$ 63	Specify *with CF Series C-clamp.*
	• CF Series through mount	+$ 63	Specify *with CF Series through mount.*
	• Bivi modular	+$ 74	Specify *with Bivi modular bracket.*
	• FrameOne modular	+$114	Specify *with FrameOne modular bracket.*
	• c:scape modular	+$135	Specify *with c:scape modular bracket.*

Specification Information

• Style Number	• U.S. Base Price
CF450MDDLP	$744
CF500MDDLP	$746
CF600MDDLP	$756
CF800MDDLP	$773
CF1000MDDLP	$782

For Canadian Pricing
Multiply U.S. Price by the Canadian price factor.
▶ See page 1 for details.

CF Series Triple Static Modular Monitor Arm Assemblies

Tip: CF Series standard tilt heads are standard with quick release.

Tip: Specify heavy-duty spring tilt head with quick release if your monitor weights over 30 lb.

Tip: Heavy-duty spring tilt head with quick release is only necessary to spec if your monitor exceeds 30 lb. If your monitor is 30 lb or less, specify CF Series standard tilt head with quick release.

Standard Includes	Required to Specify
• Monitor arm: paint • Standard tilt head • 14"H pole	1 Style number 2 Paint color number for monitor arm: 0835 Black 7018 Pewter ZW01 Pearl Snow 3 Tilt head mechanism (see Required Selections below) 4 Pole height (See Required Selections below) 5 Options, if selected (see below)

	Required Selections	U.S. Price	Required to Specify
Tilt Head Mechanism	• CF Series standard tilt head with quick release	No cost	Specify *with CF Series standard tilt head with quick release.*
	• Heavy-duty spring tilt head	+$ 87	Specify *with heavy-duty spring tilt head.*
Pole Height	• 14"H pole	No cost	Specify *with 14"H pole.*
	• 20"H pole	+$ 57	Specify *with 20"H pole.*

Tip: Bracket color will match selected monitor arm color.

*Tip: Bivi mounting bracket requires additional Bivi brace (**TS8TMBRAC**).*
▶See page 166

Tip: Triple monitor arm includes two fine height adjustable adapter tilt head mechanisms.

	Options	U.S. Price	Required to Specify
Brackets	• No bracket	No cost	Specify *with no bracket.*
	• CF Series C-clamp	+$ 63	Specify *with CF Series C-clamp.*
	• CF Series through mount	+$ 63	Specify *with CF Series through mount.*
	• Bivi modular	+$ 74	Specify *with Bivi modular bracket.*
	• FrameOne modular	+$114	Specify *with FrameOne modular bracket.*
	• c:scape modular	+$135	Specify *with c:scape modular bracket.*

Specification Information	
• **Style Number**	• **U.S. Base Price**

Triple Static Monitor Arm Assembly with Pole

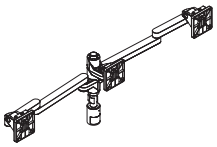

*Tip: **CFMDSP** supports monitors up to 20 lb and up to 24" per monitor.*

CFMTSP	$616

Wide Triple Static Monitor Arm Assembly with Pole

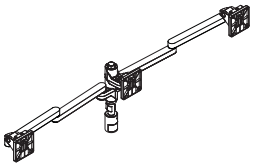

*Tip: **CFMDSP** supports monitors up to 20 lb and up to 24" per monitor.*

CFMTSWP	$679

For Canadian Pricing
Multiply U.S. Price by the Canadian price factor.
▶See page 1 for details.

CF Series Universal Slider Bar Tilt Heads

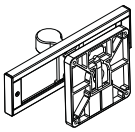

Tip: When using CF Series slider bar, reduce monitor weight capacity by 2 lb per monitor supported by the slider bar tilt head.

*Tip: **UNIVERSALSLIDE** add horizontal range of 9".*

*Tip: **UNIVERSALSLIDE** includes **CFSTH** tilt head.*

*Tip: **UNIVERSALSLIDE** can be used with CF Series and CF Series modular.*

Standard Includes	Required to Specify
• Tilt head: paint • Slider bar: black paint only	1 Style number 2 Paint color number for monitor arm: 0835 Black 7018 Pewter ZW01 Pearl Snow

Specification Information

Style Number	U.S. Price
UNIVERSALSLIDE	$115

CF Series Standard Tilt Head

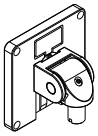

*Tip: **CFSTH** can be used with CF Series and CF Series modular.*

*Tip: **CFSTH** is standard with quick release.*

Standard Includes	Required to Specify
• Tilt head: paint	1 Style number 2 Paint color number for monitor arm: 0835 Black 7018 Pewter ZW01 Pearl Snow

Specification Information

Style Number	U.S. Price
CFSTH	$100

CF Series C-Clamp

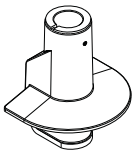

*Tip: **CFSERIESCC** is a top down C-clamp that works with CF Series and CF Series modular.*

*Tip: **CFSERIESCC** does not work with **CFINTROS** or **CFINTROD.***

Standard Includes	Required to Specify
• Bracket: paint	1 Style number 2 Paint color number for monitor arm: 0835 Black 7018 Pewter ZW01 Pearl Snow

Specification Information

Weight	Style Number	U.S. Price
4 lb	**CFSERIESCC**	$63

CF Series Flat Panel Monitor Brackets

Tip: Flat panel monitor arm must be used with flat panel monitor brackets, ordered separately.

Tip: When mounting CF Series arm brackets to Slatwall, bracket must be mounted no further than 10" away from Slatwall mounting bracket. If application does not allow bracket to be installed within the 10" range, an additional bracket or brackets should be installed within 10" of desired arm location.

Standard Includes	Required to Specify
• Bracket: paint	1 Style number 2 Paint color number for bracket: 0835 Black 7018 Pewter ZW01 Pearl Snow

Related Products	
• CF Series flat panel monitor arm	▶ Page 558
• CF Series flat panel monitor pole mounts	▶ Page 565

Specification Information

• Weight	• Style Number	• U.S. Price

Desk-Clamp/Grommet Bracket

Tip: C-clamp bracket is for use with worksurfaces with a thickness of 1" to 1⅝".

3.5 lb	**CFSPC**	$54

Through-Mount Bracket

Tip: Requires ⅜" diameter through hole. For use with maximum worksurface thickness of 1" with through-mount bracket base plate and 1⅝" without through-mount bracket base plate.

2.5 lb	**CFSPTM**	$54

Bivi Bracket

*Tip: Maximum-duty monitor arms **CF2500** can be used only with maximum-duty arm bracket **CFSPSGLBASE**.*

	CFSPBIVI	$63

For Canadian Pricing
Multiply U.S. Price by the Canadian price factor.
▶ See page 1 for details.

CF Series Modular Arm Brackets

Standard Includes	Required to Specify
• Bracket: paint • Inserts to attach arm extensions and hardware	1 Style number 2 Paint color number for bracket: 0835 Black 7018 Pewter ZW01 Pearl Snow

Specification Information

Style Number	U.S. Price

Bivi CF Series Evolution Single

*Tip: Bivi mounting bracket requires additional Bivi brace (**TS8TMBRAC**).*
See page 166

CFSPESBV	$ 53

Bivi CF Series Evolution Dual

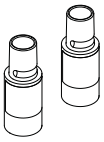

*Tip: Bivi mounting bracket requires additional Bivi brace (**TS8TMBRAC**).*
See page 166

CFSPEDBV	$126

Bivi Modular Pole-Mount

*Tip: Bivi mounting bracket requires additional Bivi brace (**TS8TMBRAC**).*
See page 166

CFSPMODBV	$ 74

For Canadian Pricing
Multiply U.S. Price by the Canadian price factor.
See page 1 for details.

Surface Materials

Surface Materials Listing	**576**
Bivi	**184**
Tour Workspace	**247**
Campfire	**302**
Clipper	**313**
Bassline	**372**
Seating	**477**
Tables	**520**
Paint Matrix	**580**
Understanding Low-Pressure and High-Pressure Laminates	**584**
Specification Rule for Selectable Edge Band and Rules for High-Pressure Laminates	**585**
turnstone Laminate Core Palette Matrix	**586**
Recommended Edge Banding Finishes for Low-Pressure Laminate and High-Pressure Laminate Products	**592**
Edge Banding Color Defaults	**597**
Open Line Laminate	**598**
Wood Matrix	**600**
Plastic Matrix	**603**
Plastic Edge Band Matrix	**606**
Seating Upholstery Matrix	**607**
Vertical Surface Fabric Matrix	**608**
Fire Code Seating Upholstery Matrix	**609**
Understanding Customer's Own Material (COM)	**610**
Maintenance and Cleaning	**612**

Vertical Surface Fabrics

Steelcase Surfaces

Boccie

Price Group 1

P200 New Rice
P201 New Almond
P203 New Camel
P204 New Opal
P205 New Mist
P206 New Plum
P208 New Spearmint
P209 New Sky

Buzz2

Price Group 1

5F03 Tomato
5F04 Red Ⓔ
5F05 Burgundy
5F06 Sky Ⓔ
5F07 Blue
5F08 Navy
5F15 Stone
5F16 Grey
5F17 Black
5G50 Dunegrass
5G51 Sable
5G55 Pumpkin
5G57 Rouge
5G59 Meadow
5G61 Cyan
5G62 Atlantic
5G63 Crocus
5G64 Alpine
5G65 Tornado

Billiard Multi-Use by Designtex

Price Group 3

5H11 Poppy
5H12 Tangelo
5H13 Citrine/Citron
5H14 Avocado
5H16 Indigo
5H17 Mallard
5H18 Teak
5H19 Cumulus
5H20 Pewter
5H21 Gunmetal
5H22 Ink

Code

Price Group 2

5FA1 Fossil
5FA2 Gabbro
5FA3 Reed
5FA4 Bluff
5FA5 Sea Salt
5FA6 Cannon
5FA7 Tussah
5FA8 Mica
5FA9 Ecru
5FB1 Bamboo

Intersection

Price Group 2

P210 Silhouette
P211 Summit
P212 Chalk
P213 Lace
P214 Sea Salt
P215 Lagoon
P216 Electric Indigo
P217 Indigo
P218 Jungle
P219 Green Citrine
P220 Olivine
P221 Rose Quartz
P222 Mulberry
P223 Tango
P224 Scarlet
P225 Saffron
P226 Mousse

Ⓔ = Established

Stencil

Price Group 2

P455 Midnight
P456 Mulberry
P457 Cracked Pepper
P458 Denim
P459 Chartreuse
P460 Bittersweet
P461 Mauvelous
P462 Bermuda
P463 Concrete
P464 Orchid
P465 Parchment
P466 Silk
P467 Sea Salt
P468 Honeydew
P469 Sepia

Seating Upholstery

Steelcase Surfaces

Billiard Multi-Use by Designtex

Price Group 3

5H11 Poppy
5H12 Tangelo
5H13 Citrine/Citron
5H14 Avocado
5H16 Indigo
5H17 Mallard
5H18 Teak
5H19 Cumulus
5H20 Pewter
5H21 Gunmetal
5H22 Ink

Bo Peep

Price Group 5

5G67 Bone
5G70 Chocolate Chip
5G72 Honey Mustard
5G73 Marmalade
5G74 Picnic
5G75 Pinot
5G76 Bloom
5G77 Grapevine
5G78 Firefly
5G79 Artichoke
5G80 Serpent
5G81 Carolina
5G82 Blue Bonnet
5G83 Nautical
5G84 Gravel
5G85 Sharkskin
5G86 Kohl

Brisa

Price Group 6

BR01 Black Onyx
BR04 Truffle
BR06 Ash
BR07 Sage
BR08 Celery
BR09 Sterling Blue
BR10 Night Navy
BR11 Cambridge Blue
BR12 Abyss
BR14 Pompeian Red
BR16 Cinnabar
BR18 New Sand
BR20 White
BR21 Moccasin
BR22 Buckskin
BR24 Mineral
BR25 Skyway
BR26 Iron
BR27 Stormy
BR28 Esmeralda
BR29 Seaweed
BR30 Bone
BR31 Caramel
BR32 Bridle
BR33 Moon

Buzz2

Price Group 1

5F03 Tomato
5F04 Red Ⓔ
5F05 Burgundy
5F06 Sky Ⓔ
5F07 Blue
5F08 Navy
5F15 Stone
5F16 Grey
5F17 Black
5G50 Dunegrass
5G51 Sable
5G55 Pumpkin
5G57 Rouge
5G59 Meadow
5G61 Cyan
5G62 Atlantic
5G63 Crocus
5G64 Alpine
5G65 Tornado

Chainmail

Price Group 2

5551 Space
5552 Silver Dollar
5553 Volcano
5554 Orange Crush
5555 Tricycle
5556 Geranium
5558 Margarita
5559 Lagoon

Cogent: Connect

Price Group 2

5S15 Coconut
5S16 Turmeric/Honey
5S17 Tangerine
5S18 Scarlet
5S19 Concord
5S21 Blue Jay
5S23 Wasabi
5S24 Nickel
5S25 Graphite
5S26 Licorice
5S27 Malt
5S28 Root Beer
5S93 Indigo/Blueprint
5S94 Lizard/Jungle
5S95 Sailor
5S96 Quicksilver
5S99 Lipstick/Merlot
5SD0 Royal Blue
5SD1 Aubergine
5SD2 Peacock
5SD3 Lagoon
5SD4 Saffron

Cogent: Trails

Price Group 2

5S29 Bronzite
5S85 Agate
5S86 Lapis Ⓔ
5S88 Quartz
5S90 Tiger Eye
5S92 Topaz

Era

Price Group 1

5ER0 Cobalt
5ER1 Harbor
5ER2 Blue Nickel
5ER3 Pistachio
5ER4 Canary
5ER5 Comet
5ER6 Truffle
5ER7 Saffron
5ER8 Pink Lemonade
5ER9 Onyx
5ES0 Scarlet
5ES1 Lentil
5ES2 Oatmeal
5ES3 Persimmon
5ES4 Sprout
5ES5 Blue Mint
5ES6 Royal Blue
5ES7 Night Owl
5ET1 Rose Quartz
5ET3 Olivine
5EU2 Electric Indigo
5EU3 Green Citrine
5EU4 Storm Cloud

Ⓔ = Established

Gaja – Cradle to Cradle Certified™ Silver

Price Group 3

5W40 Black
5W41 Pepper
5W42 Pearl Grey
5W43 Crimson
5W44 Ink
5W45 Night Blue
5W48 Sepia
5W51 Camellia Red
5W52 Emerald
5W53 Snow Pea
5W54 Olive
5W56 Maroon
5W57 Black Raspberry
5W58 Spruce
5W60 Deep Blue
5W61 Chili Pepper

Imperma

Price Group 3

TM01 Toffee
TM02 Pigeon
TM03 Fossil
TM04 Poppyseed
TM06 Cumin
TM07 Marble
TM08 Cliff
TM10 Pesto
TM11 Wave
TM12 Niagara
TM13 Tuscan

Jacks

Price Group 1

5B61 Taupe Ⓔ
5B63 Camel Ⓔ
5B64 Pewter Ⓔ
5B70 Midnight Ⓔ

Link

Price Group 1

5A20 Burgundy
5A23 Green Ⓔ
5A24 Blue
5A25 Navy
5A26 Purple
5A27 Black
5A28 Ocean Ⓔ
5A30 Chamois Ⓔ

New Black

Price Group 1

5J10 New Black: Bruce
5J11 New Black: Henry

Price Group 2

5J08 New Black: Jack
5J09 New Black: James
5J12 New Black: Harley

Tip: New Black upholstery has fabric in both price group 1 and price group 2.

▶**Surface Materials Listing,** continued

Nitelights

Price Group 2

5F63 Moss
5F66 Stone
5F67 Moon

Playground

Price Group 1

5F28 Claret Ⓔ
5F35 Navy Ⓔ
5F36 Huckleberry Ⓔ
5F37 Charcoal Ⓔ

Redeem

Price Group 3

TM50 Brick
TM52 Cinnamon
TM53 Daisy
TM55 Water
TM56 Dill
TM57 Lavender
TM58 Mallard
TM59 Caramel
TM60 Greyhound
TM61 Mocha
TM62 Iceberg
TM64 Chestnut
TM66 Barnwood

Remix

Price Group 5

RE01 Rust
RE02 Pumpkin
RE03 Pebble
RE04 Dark Chocolate
RE05 Beige
RE06 Linen Beige
RE08 Concrete Grey
RE09 Sky Blue
RE10 Blue Jean
RE11 Ivy Green
RE12 Primavera Yellow
RE13 Night Blue

Retrieve

Price Group 3

TM30 Kelly
TM31 Lake
TM32 Gala
TM33 Papaya
TM34 Dandelion
TM36 Lilac
TM37 Submarine
TM40 Quarry
TM42 Shadow
TM43 Seal
TM44 Chalk

Ⓔ = Established

Silk

Price Group 5

5L30 Butterscotch
5L31 Dijon
5L32 Seaweed
5L33 Boysenberry
5L34 Vermillion
5L35 Marina
5L36 Heather Blue
5L37 Blue Raspberry
5L38 Cauldron
5L39 Flaxen

Stand In

Price Group 2

5621 Sleet
5622 Lunar
5623 Cyclone
5624 Eclipse
5625 Powder
5626 Chardonnay
5627 Graham
5628 Sediment
5629 Allspice
5630 Apple
5631 Lava
5632 Cayenne
5633 Plantain
5634 Parsley
5635 Scallion
5636 Atlantis
5691 Orca
5740 Burlap
5741 Porter
5742 Tusk
5743 Putty
5744 Blueberry
5745 Chartreuse
5746 Mango
5747 Sedona
5748 Juniper
5749 Peanut

Steelcut Trio

Price Group 7

TR01 Mist Grey
TR02 Stone Grey
TR03 Cassonade Beige
TR04 Nutmeg Beige
TR05 Chocolate Blue
TR06 Licorice Black
TR07 Mustard Yellow
TR08 Red Currant
TR09 Raspberry Pink
TR10 Myrtille Brown
TR11 Ice Blue
TR12 Electric Blue
TR13 Peppermint Green
TR14 Blue Jay Mix
TR15 Brown Frost
TR16 Lime Green

Texel

Price Group 3

TM20 Angora
TM21 Grist
TM22 Galaxy
TM23 Terracotta
TM25 Field
TM26 Haze

Select Surfaces Seating Upholstery

For information on products within Select Surfaces, including accent paints and fabrics from Designtex, Gabriel, Kvadrat, and Pollack, please refer to the *Surface Materials Reference Manual* or visit *www.steelcase.com/surface-materials* under the Select Surfaces section.

Please refer to the Steelcase COM database on *www.steelcase.com* for the most current application information.

Leather

Steelcase Surfaces

turnstone Leather

L304 Black
L305 Brown
T802 Black

Leather

Price Group Leather

L107 Black Ⓔ
L207 Mahogany Ⓔ
L220 Soapstone Ⓔ
L221 Rocky Ⓔ
L500 Camel
L503 Navy

Vinyl

Steelcase Surfaces

Foundation

Price Group 2

5875 Black
5876 Navy
5877 Foggy Night
5878 Sailor
5879 Ivory
5880 Seal
5881 Peat
5882 New Sand
5883 Cranberry
5884 Spring
5885 Honey
5886 Folkstone
5887 Pebble
5888 Oregano

Ⓔ = Established

Paint Matrix

For a surface materials listing of individual product lines, see *Surface Materials* at the end of each product chapter.

Legend

- • = Not available
- ■ = Available
- □ = Available with exceptions
- Ⓔ = Established
- ▶ See *Surface Materials* and Specifying pages.

turnstone	Bassline Tables	Bassline Bench Seating	Bivi	Campfire Big Lamp	Campfire Big Table	Campfire Paper Table	Campfire Screen	Campfire Skate Table	Campfire Slim Table	Clipper	Jenny Tablet Arm	Jenny Lounge	Pivot Screen	Scoop	Shortcut	Simple Seating	Simple Tables	Slatwall Screens and Mounting Brackets	Tour
Smooth Paint Price Group 1																			
4242 Milk	■	■	□	■	•	•	•	■	■		•	•	•	■	□	•	■	•	•
7000 Black	•	•	•	•	•	•	•	•	•	•	•	•	•	•	•	•	•	•	•
Textured Paint Price Group 1																			
7041 Milk Textured	•	•	•	•	•	•	•	•	•	•	•	•	•	•	•	■	•	•	•
7042 Shale Gray	•	•	•	•	•	•	•	•	•	•	•	•	•	•	•	■	•	•	•
7043 Moss	•	•	•	•	•	•	•	•	•	•	•	•	•	•	•	■	•	•	•
7207 Black	■	■	□	•	•	•	•	■	■	•	■	□	•	■	□	■	■	•	■
7225 Sand	■	■	□	■	•	•	•	■	■	•	•	•	•	■	□	•	■	•	■
7236 Fog Ⓔ	■	■	□	■	•	•	•	■	■	•	•	•	•	■	□	•	■	•	•
7237 Slate Ⓔ	■	■	□	■	•	•	•	■	■	•	•	•	•	■	□	•	■	•	•
7238 Fieldstone	■	■	□	■	•	•	•	■	■	•	•	•	•	■	□	•	■	•	•
7239 Midnight	■	■	□	■	•	•	•	■	■	•	•	•	•	■	□	•	■	•	•
7241 Arctic White	■	■	□	■	•	•	•	■	■	•	•	□	■	■	□	•	■	•	■
7243 Seagull	■	■	□	■	•	•	•	■	■	■	•	•	•	■	□	•	■	•	■
7250 Sterling Dark Solid	■	■	□	■	•	•	•	■	■	•	•	•	•	■	□	•	■	•	•
7278 Dark Bronze	■	■	□	■	•	•	•	■	■	•	•	•	•	■	□	•	■	•	•
7360 Merle	■	■	□	■	•	•	•	■	■	■	•	•	■	■	□	•	■	•	•
Smooth Paint Price Group 2																			
0835 Black	■	■	□	■	•	•	■	■	■	•	•	•	•	■	□	•	■	•	□
4604 Driftwood	•	•	•	•	•	•	•	■	■	•	•	•	•	■	□	•	•	•	•
4700 Warm White	•	•	•	•	•	•	•	■	■	•	•	•	•	•	□	•	•	•	•
Smooth Metallic Paint Price Group 2																			
4728 Nickel Metallic	■	■	□	■	•	•	•	■	■	•	•	•	•	■	□	•	■	•	•
4743 Mineral Metallic	■	■	□	■	•	•	•	■	■	•	•	•	•	■	□	•	■	•	•
4744 Pearl Metallic	■	■	□	■	•	•	•	■	■	•	•	•	•	■	□	•	■	•	•
4750 Champagne Metallic	■	■	□	■	•	•	•	■	■	•	•	•	•	■	□	•	■	•	■
4752 Steel Metallic Ⓔ	■	■	□	■	•	•	•	■	■	•	•	•	•	■	□	•	■	•	•
4788 Gold Dust Metallic Ⓔ	■	■	□	■	•	•	•	■	■	•	•	•	•	■	□	•	■	•	•
4798 Sterling Metallic	■	■	□	■	•	•	•	■	■	•	•	•	•	■	□	•	■	■	■
4799 Platinum Metallic	■	■	□	■	■	•	•	■	■	•	•	•	•	■	□	•	■	■	■
4803 Near Black Metallic	■	■	□	■	•	•	•	■	■	•	•	•	•	■	□	•	■	•	•
Textured Metallic Paint Price Group 2																			
7026 Nickel	•	•	•	•	•	•	•	•	•	•	•	•	•	•	•	•	•	•	•
7245 Carbon Metallic	■	■	□	■	•	•	•	■	■	•	•	•	•	■	□	•	■	•	•
7246 Midnight Metallic	■	■	□	■	•	•	•	■	■	•	•	•	•	■	□	•	■	•	■

Products that are missing from the matrix are not available with these surface materials.

For a surface materials listing of individual product lines, see *Surface Materials* at the end of each product chapter.

Legend

- • = Not available
- ■ = Available
- □ = Available with exceptions
- ▶ See *Surface Materials* and Specifying pages.

turnstone	Bassline Tables	Bassline Bench Seating	Bivi	Campfire Big Lamp	Campfire Big Table	Campfire Paper Table	Campfire Screen	Campfire Skate Table	Campfire Slim Table	Clipper	Jenny Tablet Arm	Jenny Lounge	Pivot Screen	Scoop	Shortcut	Simple Seating	Simple Tables	Slatwall Screens and Mounting Brackets	Tour
Architectural Paint Price Group 1																			
4843 Linen	•	•	•	•	•	•	•	•	•	•	•	•	•	•	•	•	•	•	•
4844 Glacier	•	•	•	•	•	•	•	•	•	•	•	•	•	•	•	•	•	•	•
4849 Vapor	•	•	•	•	•	•	•	•	•	•	•	•	•	•	•	•	•	•	•
4858 Seagull	•	•	•	•	•	•	•	•	•	•	•	•	•	•	•	•	•	•	•
4859 Silk	•	•	•	•	•	•	•	•	•	•	•	•	•	•	•	•	•	•	•
7190 Platinum Solid	•	•	•	•	•	•	•	•	•	•	•	•	•	•	•	•	•	•	•
Worktools Finishes																			
ZW01 Pearl Snow	•	•	•	•	•	•	•	•	•	•	•	•	•	•	•	•	•	•	•
4135 Black Matte	•	•	•	•	•	•	•	•	•	•	•	•	•	•	•	•	•	•	•
4142 Platium Gloss	•	•	•	•	•	•	•	•	•	•	•	•	•	•	•	•	•	•	•
4143 White Matte	•	•	•	•	•	•	•	•	•	•	•	•	•	•	•	•	•	•	•
4231 Arctic White	•	•	•	•	•	•	•	•	•	•	•	•	•	•	•	•	•	•	•
4804 Light Steel Metallic	•	•	•	•	•	•	•	•	•	•	•	•	•	•	•	•	•	•	•
6029 Chalk	•	•	•	•	•	•	•	•	•	•	•	•	•	•	•	•	•	•	•
7018 Pewter	•	•	•	•	•	•	•	•	•	•	•	•	•	•	•	•	•	•	•
7021 Dark Champagne	•	•	•	•	•	•	•	•	•	•	•	•	•	•	•	•	•	•	•
7027 Charcoal	•	•	•	•	•	•	•	•	•	•	•	•	•	•	•	•	•	•	•
7270 Silverstone	•	•	•	•	•	•	•	•	•	•	•	•	•	•	•	•	•	•	•
Metal and Accessory Paint																			
4140 Arctic White Gloss	■	■	□	■	•	■	•	■	■	•	•	•	•	■	□	•	■	•	•
4144 Black Gloss	■	■	□	•	•	•	•	•	•	•	•	•	•	•	•	•	•	•	•
4710 Low Gloss Black	•	•	•	•	•	•	•	•	•	•	•	•	•	•	•	•	•	•	•
803S Stainless Steel	•	•	•	•	•	•	•	•	•	•	•	•	•	•	•	•	•	•	•
8042 Brushed Aluminum	•	•	•	•	•	•	•	•	•	•	•	•	•	•	•	•	•	•	•
8043 Clear Anodized Aluminum	•	•	•	•	•	•	•	•	•	•	•	•	•	•	•	•	•	•	•
8044 Black Anodized Aluminum	•	•	•	•	•	•	•	•	•	•	•	•	•	•	•	•	•	•	•
8046 Polished Aluminum	•	•	•	•	•	•	•	•	•	•	•	•	•	•	•	•	•	•	•
9200 Satin Chrome	•	•	•	•	•	•	•	•	•	•	•	•	•	•	•	•	•	•	•
9201 Polished Chrome	•	•	•	•	•	•	•	•	•	•	•	•	•	•	•	•	•	•	•
9211 Nickel	•	•	•	•	•	•	•	•	•	•	•	•	•	•	•	•	•	•	•
9212 Silver	•	•	•	•	•	•	•	•	•	•	•	•	•	•	•	•	•	•	•
9214 Antique Pewter	•	•	•	•	•	•	•	•	•	•	•	•	•	•	•	•	•	•	•
9230 Antique Bronze	•	•	•	•	•	•	•	•	•	•	•	•	•	•	•	•	•	•	•
9250 Ember Chrome	•	•	•	•	•	•	•	•	•	•	•	•	•	•	•	•	•	•	•

Products that are missing from the matrix are not available with these surface materials.

For a surface materials listing of individual product lines, see *Surface Materials* at the end of each product chapter.

Legend

- • = Not available
- ■ = Available
- □ = Available with exceptions
- Ⓔ = Established
- ▶ See *Surface Materials* and Specifying pages.

Products that are missing from the matrix are not available with these surface materials.

turnstone	Bassline Tables	Bassline Bench Seating	Bivi	Campfire Big Lamp	Campfire Big Table	Campfire Paper Table	Campfire Screen	Campfire Skate Table	Campfire Slim Table	Clipper	Jenny Tablet Arm	Scoop	Shortcut	Simple Tables	Slatwall Screens and Mounting Brackets	Tour
Custom Surfaces - PerfectMatch Paint Price Group 3																
PerfectMatch Paint	■	■	□	■	•	•	•	■	■	•	•	■	□	■	•	•
Accent Paint Price Group 3																
1ATB Cloud	■	■	□	■	•	•	•	■	■	■	•	■	□	■	•	•
1ATG Rose Quartz	■	■	□	■	•	•	•	■	■	■	•	■	□	■	•	•
1ATH Olivine	■	■	□	■	•	•	•	■	■	■	•	■	□	■	•	•
1ATJ Sea Salt	■	■	□	■	•	•	•	■	■	■	•	■	□	■	•	•
1ATK Citrine	■	■	□	■	•	•	•	■	■	■	•	■	□	■	•	•
4AQ8 Wasabi	■	■	□	■	•	•	•	■	■	■	•	■	□	■	•	•
4AQ9 Scarlet	■	■	□	■	•	•	•	■	■	■	•	■	□	■	•	•
4AV3 Blue Jay	■	■	□	■	•	•	•	■	■	■	•	■	□	■	•	•
4AV4 Baltic	■	■	□	■	•	•	•	■	■	■	•	■	□	■	•	•
4AX0 Flash	■	■	□	■	•	•	•	■	■	■	•	■	□	■	•	•
4AX1 Citron	■	■	□	■	•	•	•	■	■	■	•	■	□	■	•	•
4AY2 Chili	■	■	□	■	•	•	•	■	■	■	•	■	□	■	•	•
4AZ5 Marlin	■	■	□	■	•	•	•	■	■	■	•	■	□	■	•	•
4BQ7 Fuchsia	■	■	□	■	•	•	•	■	■	■	•	■	□	■	•	•
4CZ1 Aubergine	■	■	□	■	•	•	•	■	■	■	•	■	□	■	•	•
4CZ2 Peacock	■	■	□	■	•	•	•	■	■	■	•	■	□	■	•	•
4CZ3 Jungle	■	■	□	■	•	•	•	■	■	■	•	■	□	■	•	•
4CZ4 Merlot	■	■	□	■	•	•	•	■	■	■	•	■	□	■	•	•
4CZ5 Honey	■	■	□	■	•	•	•	■	■	■	•	■	□	■	•	•
4CZ6 Lagoon	■	■	□	■	•	•	•	■	■	■	•	■	□	■	•	•
4CZ7 Saffron	■	■	□	■	•	•	•	■	■	■	•	■	□	■	•	•
4CZ8 Light Peacock	■	■	□	■	•	•	•	■	■	■	•	■	□	■	•	•
4EE9 Electric Indigo	■	■	□	■	•	•	•	■	■	■	•	■	□	■	•	•

For a surface materials listing of individual product lines, see *Surface Materials* at the end of each product chapter.

Legend

- • = Not available
- ■ = Available
- □ = Available with exceptions
- ▶ See *Surface Materials* and Specifying pages.

Products that are missing from the matrix are not available with these surface materials.

turnstone	Bassline Tables	Bassline Bench Seating	Bivi	Campfire Big Lamp	Campfire Big Table	Campfire Paper Table	Campfire Screen	Campfire Skate Table	Campfire Slim Table	Clipper	Jenny Tablet Arm	Scoop	Shortcut	Simple Tables	Slatwall Screens and Mounting Brackets	Tour
Lux Coatings Price Group 3																
4B20 Obsidian	□	□	□	■	•	•	•	■	■	•	•	■	□	•	•	•
4B22 Matte Brass	□	□	□	■	•	•	•	■	■	•	•	■	□	•	•	•
4B23 Burnished Bronze	□	□	□	■	•	•	•	■	■	•	•	■	□	•	•	•
4B24 Night Bronze	□	□	□	■	•	•	•	■	■	•	•	■	□	•	•	•
4B25 Matte Copper	□	□	□	■	•	•	•	■	■	•	•	■	□	•	•	•
4B26 Smoke Mica	□	□	□	■	•	•	•	■	■	•	•	■	□	•	•	•
4B27 Blue Steel	□	□	□	■	•	•	•	■	■	•	•	■	□	•	•	•
4B28 Silver Lilac	□	□	□	■	•	•	•	■	■	•	•	■	□	•	•	•
4B29 Cast Iron	□	□	□	■	•	•	•	■	■	•	•	■	□	•	•	•
4B30 Bright Gold	□	□	□	■	•	•	•	■	■	•	•	■	□	•	•	•

Understanding Low-Pressure and High-Pressure Laminates

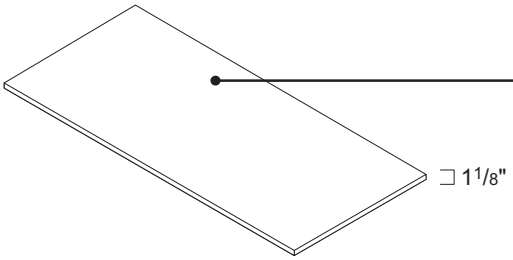

Standard worksurfaces on Jenny and Tour Workspace are available in Low-Pressure Laminates and High-Pressure Laminates.

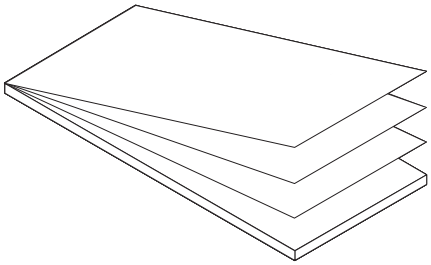

High-Pressure Laminates, or HPLs, are composed of multiple layers of crafted paper individually soaked in resin. There are 7-15 layers of paper combined to make the final sheet. The top layers are translucent melamine sheet and a decorative layer. The sheets are combined under heat and high pressure to form a single laminate sheet. The resulting sheet is then bonded under heat and high pressure to a wood core. HPLs are generally considered more durable then LPLs due to the extra layers of craft paper (backer) used in their creation. While they cost more, they are more durable. HPLs are generally used in higher traffic areas such as cafeterias and conference rooms. Generally, it is more cost effective to restrict their use to areas needing the added durability HPLs provide.

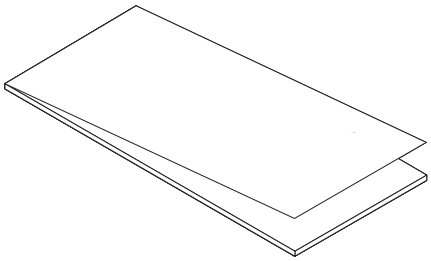

Low-Pressure Laminates, or LPLs, are created by dipping decorative crafted paper in melamine resin. The melamine dipped paper is then bonded to a wood core under heat and high-pressure. LPLs are generally suitable for use in lower impact areas. LPLs are generally used in vertical applications as well as tops for workstations and private offices. Generally, it is more cost effective to use LPLs when the performance of HPLs are not required.

Specification Rule for Selectable Edge Band and Rules for High-Pressure Laminates

Legend

- • = Not available
- ■ = Available

	Selectable edge band (HPL)
Selectable Edge band Available	
Jenny	
Tablet arms	■
End Table	■
Coffee Table	■
Tour Workspace	
Counter	•
Counter infills	•
Counter tops	•
Shelves	■
Worksurfaces	■
Worksurface supports	•
Modesty panels	•
Screens	•
HV cabinets	•
Bookcases	•
Pile Files	•
Campfire Slim Table	■
Campfire Skate Table	■
Tables	
Simple tables	•
Bassline	
Occasional Tables	■
Asymmetrical Tables	■
Box Top Tables	■
One Seat Bench Side Table	■

Specification Rule for Selectable Edge band

When specifying tops, you are required to select an edge band color.

▶ See *Recommended Edge Banding Finishes for Low-Pressure Laminate and High-Pressure Laminate Products*, page 592.

You could select an edge band for a worksurface that is different than the default for the rest of the product in the work station (i.e. upper storage, towers, etc.)

Rules for High-Pressure Laminates only

1. HPL can be used on worksurfaces and shelves for Tour and Bassline.
2. HPL can also be used on these non-standard worksurfaces: Jenny tablet arms and tables, and Bassline One Seat Bench side table.

turnstone Laminate Core Palette Matrix

For a surface materials listing of individual product lines, see *Surface Materials* at the end of each product chapter.

Legend

- • = Not available
- ■ = Available
- □ = Available with exceptions
- Ⓔ = Established
- ▶ See *Surface Materials* and Specifying pages.

Products that are missing from the matrix are not available with these surface materials.

turnstone	Bassline Tables	Bassline Bench Seating	Bivi	Bivi Depot	Campfire Paper Table	Campfire Personal Table	Campfire Skate Table	Campfire Slim Table	Campfire Big Table	Campfire Storage Cabinets	Jenny Tables	Jenny Tablet Arms	Pivot Screen	Simple Tables	Tour Vertical Surfaces	Tour Countertops	Tour Worksurfaces and Shelves
High-Pressure Laminates (HPL) Price Group 1																	
Fiber Laminates																	
2850 Vanadium Fiber	■	■	■	■	•	•	■	■	■	•	■	■	•	■	•	•	•
2852 Tungsten Fiber	■	■	■	■	•	•	■	■	■	•	■	■	•	■	•	•	•
2854 Vellum Fiber Ⓔ	■	■	■	■	•	•	■	■	■	•	■	■	•	■	•	•	■
2860 Granite Fiber	■	■	■	■	•	•	■	■	■	•	■	■	•	■	•	•	■
2862 Stucco Fiber Ⓔ	■	■	■	■	•	•	■	■	■	•	■	■	•	■	•	•	■
Markerboard Laminate																	
2977 Markerboard	•	•	•	•	•	•	•	•	•	•	•	•	■	•	•	•	•
Micro Laminates																	
2920 Marl Micro	■	■	■	■	•	•	■	■	■	•	■	■	•	■	•	•	■
2921 Gypsum Micro	■	■	■	■	•	•	■	■	■	•	■	■	•	■	•	•	■
2922 Clay Micro	■	■	■	■	•	•	■	■	■	•	■	■	•	■	•	•	■
Patina Laminates																	
2870 Blonde Bronze Patina	■	■	■	■	•	•	■	■	■	•	■	■	•	■	•	•	■
2873 Instant Iron Patina	■	■	■	■	•	•	■	■	■	•	■	■	•	■	•	•	■
Solid Laminates																	
2722 Cream Ⓔ	■	■	■	■	•	•	■	■	■	•	■	■	•	■	•	•	■
2730 Arctic White	■	■	■	■	•	■	■	■	■	•	■	■	•	■	•	•	■
2746 Black	■	■	■	■	•	•	■	■	■	•	■	■	•	■	•	•	•
2811 Mist Ⓔ	■	■	■	■	•	•	■	■	■	•	■	■	•	■	•	•	■
2883 Seagull	■	■	■	■	•	•	■	■	■	•	■	■	•	■	•	•	•
2884 Milk	■	■	■	■	•	•	■	■	■	•	■	■	•	■	•	•	■
2885 Dune	■	■	■	■	•	•	■	■	■	•	■	■	•	■	•	•	•
2HAA Persian Salt	■	■	■	■	•	•	■	■	■	•	■	■	•	■	•	•	■
2HAB Rose	■	■	■	■	•	•	■	■	■	•	■	■	•	■	•	•	■
2HAC Indigo	■	■	■	■	•	•	■	■	■	•	■	■	•	■	•	•	■
2HAD Green Citrine	■	■	■	■	•	•	■	■	■	•	■	■	•	■	•	•	■
2HAE Dark Olivine	■	■	■	■	•	•	■	■	■	•	■	■	•	■	•	•	■
2HAF Cloudy	■	■	■	■	•	•	■	■	■	•	■	■	•	■	•	•	■
2HMG Merle	■	■	■	■	•	•	■	■	■	•	■	•	•	■	•	•	•

For a surface materials listing of individual product lines, see *Surface Materials* at the end of each product chapter.

Legend

- • = Not available
- ■ = Available
- □ = Available with exceptions
- Ⓔ = Established
- ▶ See *Surface Materials* and Specifying pages.

Products that are missing from the matrix are not available with these surface materials.

turnstone	Bassline Tables	Bassline Bench Seating	Bivi	Bivi Depot	Campfire Paper Table	Campfire Personal Table	Campfire Skate Table	Campfire Slim Table	Campfire Big Table	Campfire Storage Cabinets	Pivot Screen	Jenny Tables	Jenny Tablet Arms	Simple Tables	Tour Vertical Surfaces	Tour Countertops	Tour Worksurfaces and Shelves
High-Pressure Laminates (HPL) Price Group 1																	
Speckle Laminates																	
2820 Coffee Speckle	■	■	■	■	•	•	■	■	■	•	•	■	■	■	•	•	■
2823 Driftwood Speckle	■	■	■	■	•	•	■	■	■	•	•	■	■	■	•	•	■
2824 Smoke Speckle	■	■	■	■	•	•	■	■	■	•	•	■	■	■	•	•	■
2825 Vanadium Speckle	■	■	■	■	•	•	■	■	■	•	•	■	■	■	•	•	■
Woodgrain Laminates																	
2406 Clear Cherry Ⓔ	■	■	■	■	•	•	■	■	■	•	•	■	■	■	•	•	■
2409 Clear Maple	■	■	■	■	•	•	■	■	■	•	•	■	■	■	•	•	•
2410 Graphite Walnut	■	■	■	■	•	•	■	■	■	•	•	■	■	■	•	•	•
2412 Natural Cherry	■	■	■	■	•	•	■	■	■	•	•	■	■	■	•	•	■
2422 Medium Cherry	■	■	■	■	•	•	■	■	■	•	•	■	■	■	•	•	■
2511 Winter on Maple	■	■	■	■	•	•	■	■	■	•	•	■	■	■	•	•	■
2535 Virginia Walnut	■	■	■	•	■	■	■	■	■	•	•	■	■	■	•	•	■
2536 Blackwood Ⓔ	■	■	■	•	■	•	■	■	■	•	•	■	■	■	•	•	■
2538 Clear Walnut	■	■	■	■	■	•	■	■	■	•	•	■	■	■	•	•	■
2592 Blonde on Maple Ⓔ	■	■	■	■	•	•	■	■	■	•	•	■	■	■	•	•	■
2612 Marbled Maple Ⓔ	■	■	■	•	•	•	■	■	■	•	•	■	■	■	•	•	•
2614 Chocolate Walnut Ⓔ	■	■	■	•	•	•	■	■	■	•	•	■	■	■	•	•	•
2615 Marbled Cherry Ⓔ	■	■	■	•	•	•	■	■	■	•	•	■	■	■	•	•	•
2714 Natural Walnut Ⓔ	■	■	■	■	•	•	■	■	■	•	•	■	■	■	•	•	■
2897 Desert Oak	•	•	•	•	•	•	•	•	•	•	•	•	•	•	•	•	•
2HAK Clear Oak	■	■	■	■	•	•	■	■	■	•	•	■	■	■	•	•	■
2HAN Ash Noce	■	■	■	■	•	•	■	■	■	•	•	■	■	■	•	•	•
2HAT Acacia	■	■	■	■	•	■	■	■	■	•	•	■	■	■	•	•	■
2HAW Ash Wenge	■	■	■	■	•	•	■	■	■	•	•	■	■	■	•	•	•
2HBN Bisque Noce	■	■	■	■	•	•	■	■	■	•	•	■	■	■	•	•	•
2HBW Bisque Wenge	■	■	■	■	•	•	■	■	■	•	•	■	■	■	•	•	•
2HCN Clay Noce	■	■	■	■	•	•	■	■	■	•	•	■	■	■	•	•	•
2HCW Clay Wenge	■	■	■	■	•	•	■	■	■	•	•	■	■	■	•	•	•
2HSN Storm Noce	■	■	■	■	•	•	■	■	■	•	•	■	■	■	•	•	•
2HSW Storm Wenge	■	■	■	■	•	•	■	■	■	•	•	■	■	■	•	•	•
2HWA Grey Kingswood	■	■	■	■	•	•	■	■	■	•	•	■	■	■	•	•	•
2HWB Planked Walnut	■	■	■	■	•	•	■	■	■	•	•	■	■	■	•	•	•
2HWD Resolute Walnut	■	■	■	■	•	•	■	■	■	•	•	■	■	■	•	•	•
2HWE Natural Recon	■	■	■	■	•	•	■	■	■	•	•	■	■	■	•	•	•
2HWF Smoked Walnut	■	■	■	■	•	•	■	■	■	•	•	■	■	■	•	•	•

Color, stability, and lighting

Surface materials are formulated to maintain compatibility under horizon light, daylight, and cool white light. As a precaution, always select colors and materials under the specific type of lighting they will receive in actual office use. Particular care should be used with high intensity discharge light, which can adversely affect color compatibility. The swatch material on this card is provided as a color guideline. There may be variations in color, texture, and finish between this sample and the actual product.

For a surface materials listing of individual product lines, see *Surface Materials* at the end of each product chapter.

Legend

- • = Not available
- ■ = Available
- □ = Available with exceptions
- Ⓔ = Established
- ▶ See *Surface Materials* and Specifying pages.

Products that are missing from the matrix are not available with these surface materials.

turnstone	Bassline Tables	Bassline Bench Seating	Bivi	Bivi Depot	Campfire Paper Table	Campfire Personal Table	Campfire Skate Table	Campfire Slim Table	Campfire Big Table	Campfire Storage Cabinets	Pivot Screen	Jenny Tables	Jenny Tablet Arms	Simple Tables	Tour Vertical Surfaces	Tour Countertops	Tour Worksurfaces and Shelves
High-Pressure Laminates (HPL) Price Group 2																	
Textured Laminate (HPL)																	
2TH2 Fawn Cypress	■	■	■	•	•	•	■	■	■	•	•	■	■	■	•	•	•
2TH4 Saddle Oak	■	■	■	•	•	•	■	■	■	•	•	■	■	■	•	•	•
2TH5 Veranda Teak	■	■	■	•	•	•	■	■	■	•	•	■	■	■	•	•	•
2TH7 Walnut Heights	■	■	■	•	•	•	■	■	■	•	•	■	■	■	•	•	•
2UH1 Reclaimed Aggregate	■	■	■	•	•	•	■	■	■	•	•	■	■	■	•	•	•
2UH2 Reclaimed Gravel	■	■	■	•	•	•	■	■	■	•	•	■	■	■	•	•	•
2UH4 Cement	■	■	■	•	■	■	■	■	■	•	•	■	■	■	•	•	•
2UH6 Sheetrock	■	■	■	•	•	•	■	■	■	•	•	■	■	■	•	•	•
High-Pressure Laminates (HPL) Price Group 3																	
Solid Laminates																	
24H1 Satin White	■	■	■	•	•	•	■	■	■	•	•	■	■	■	•	•	•
24H2 Satin Black	■	■	■	•	•	•	■	■	■	•	•	■	■	■	•	•	•
24H3 Satin Stone	■	■	■	•	•	•	■	■	■	•	•	■	■	■	•	•	•
24H4 Satin Mocha	■	■	■	•	•	•	■	■	■	•	•	■	■	■	•	•	•

Color, stability, and lighting

Surface materials are formulated to maintain compatibility under horizon light, daylight, and cool white light. As a precaution, always select colors and materials under the specific type of lighting they will receive in actual office use. Particular care should be used with high intensity discharge light, which can adversely affect color compatibility. The swatch material on this card is provided as a color guideline. There may be variations in color, texture, and finish between this sample and the actual product.

For a surface materials listing of individual product lines, see *Surface Materials* at the end of each product chapter.

Legend

- • = Not available
- ■ = Available
- □ = Available with exceptions
- Ⓔ = Established
- ▶ See *Surface Materials* and Specifying pages.

Products that are missing from the matrix are not available with these surface materials.

turnstone	Bassline Tables	Bassline Bench Seating	Bivi	Bivi Depot	Campfire Paper Table	Campfire Personal Table	Campfire Skate Table	Campfire Slim Table	Campfire Big Table	Campfire Storage Cabinets	Pivot Screen	Jenny Tables	Jenny Tablet Arms	Simple Tables	Tour Vertical Surfaces	Tour Countertops	Tour Worksurfaces and Shelves
Low-Pressure Laminates (LPL)																	
Fiber Laminates																	
2L50 Vanadium Fiber LPL	■	■	■	■	•	•	■	■	■	■	•	■	■	■	•	•	•
2L52 Tungsten Fiber LPL	■	■	■	■	•	•	■	■	■	■	•	■	■	■	•	•	•
Solid Laminates																	
247L Black Version 2 LPL	■	■	■	■	•	•	■	■	■	■	•	■	■	■	•	•	•
2L30 Arctic White LPL	■	■	□	■	•	•	■	•	■	■	•	■	■	■	■	■	■
2L83 Seagull LPL	■	■	■	■	•	•	■	■	■	■	•	■	■	■	•	•	•
2L84 Milk LPL	■	•	•	•	•	•	■	■	■	•	•	•	•	■	•	•	•
2L85 Dune LPL	■	■	■	■	•	•	■	■	■	■	•	■	■	■	•	•	•
2LMG Merle LPL	■	■	■	■	•	•	■	■	■	■	•	•	•	■	•	•	•
Woodgrain Laminates																	
24L0 Graphite Walnut LPL	■	•	•	•	•	•	■	■	■	■	•	•	•	■	•	•	•
25L1 Winter on Maple LPL	■	■	■	■	•	•	■	■	■	■	•	■	■	■	■	■	■
25L5 Virginia Walnut LPL	■	■	■	■	•	•	■	•	■	■	•	■	■	■	■	■	■
25L6 Blackwood LPL Ⓔ	■	■	■	■	•	•	■	•	■	■	•	■	■	■	■	■	■
25L8 Clear Walnut LPL	■	■	■	■	•	•	■	•	■	■	•	■	■	■	■	■	■
26L1 Natural Cherry Version 2 LPL	■	■	■	■	•	•	■	■	■	■	•	■	■	■	■	■	■
262L Marbled Maple LPL Ⓔ	■	■	■	■	•	•	■	■	■	■	•	■	■	■	•	•	•
264L Chocolate Walnut LPL Ⓔ	■	■	■	■	•	•	■	■	■	■	•	■	■	■	•	•	•
265L Marbled Cherry LPL	•	•	•	•	•	•	•	•	•	•	•	•	•	•	•	•	•

Color, stability, and lighting

Surface materials are formulated to maintain compatibility under horizon light, daylight, and cool white light. As a precaution, always select colors and materials under the specific type of lighting they will receive in actual office use. Particular care should be used with high intensity discharge light, which can adversely affect color compatibility. The swatch material on this card is provided as a color guideline. There may be variations in color, texture, and finish between this sample and the actual product.

For a surface materials listing of individual product lines, see *Surface Materials* at the end of each product chapter.

Legend

- • = Not available
- ■ = Available
- □ = Available with exceptions
- Ⓔ = Established
- ▶ See *Surface Materials* and Specifying pages.

Products that are missing from the matrix are not available with these surface materials.

turnstone	Bassline Tables	Bassline Bench Seating	Bivi	Bivi Depot	Campfire Paper Table	Campfire Personal Table	Campfire Skate Table	Campfire Slim Table	Campfire Big Table	Campfire Storage Cabinets	Pivot Screen	Jenny Tables	Jenny Tablet Arms	Simple Tables	Tour Vertical Surfaces	Tour Countertops	Tour Worksurfaces and Shelves
Low-Pressure Laminates (LPL)																	
Woodgrain Laminates, continued																	
267L Marbled Cherry Version 2 LPL Ⓔ	■	■	■	■	•	•	■	■	■	■	•	■	■	■	•	•	•
2L09 Clear Maple LPL	■	■	■	■	•	•	■	■	■	■	•	■	■	■	•	•	•
2LAK Clear Oak LPL	■	•	•	•	•	•	■	■	■	■	•	■	■	■	•	•	■
2LAN Ash Noce LPL	■	■	■	■	•	•	■	■	■	■	•	■	■	■	•	•	•
2LAT Acacia LPL	■	■	■	■	•	•	■	■	■	■	•	■	■	■	•	•	■
2LAW Ash Wenge LPL	■	■	■	■	•	•	■	■	■	■	•	■	■	■	•	•	•
2LBN Bisque Noce LPL	■	■	■	■	•	•	■	■	■	■	•	■	■	■	•	•	•
2LBW Bisque Wenge LPL	■	■	■	■	•	•	■	■	■	■	•	■	■	■	•	•	•
2LCN Clay Noce LPL	■	■	■	■	•	•	■	■	■	■	•	■	■	■	•	•	•
2LCW Clay Wenge LPL	■	■	■	■	•	•	■	■	■	■	•	■	■	■	•	•	•
2LSN Storm Noce LPL	■	■	■	■	•	•	■	■	■	■	•	■	■	■	•	•	•
2LSW Storm Wenge LPL	■	■	■	■	•	•	■	■	■	■	•	■	■	■	•	•	•
2LWA Grey Kingswood LPL	■	■	■	■	•	•	■	■	■	■	•	■	■	■	•	•	•
2LWB Planked Walnut LPL	■	■	■	■	•	•	■	■	■	■	•	■	■	■	•	•	•
2LWD Resolute Walnut LPL	■	■	■	■	•	•	■	■	■	■	•	■	■	■	•	•	•
2LWF Smoked Walnut LPL	■	■	■	■	•	•	■	■	■	■	•	■	■	■	•	•	•
2LWG Natural Recon LPL	■	■	■	■	•	•	■	■	■	■	•	■	■	■	•	•	•
2TL2 Fawn Cypress LPL	■	■	■	■	•	•	■	■	■	■	•	■	■	■	•	•	•
Open Line Laminate (Upcharge)																	
Open Line Laminate	■	■	•	■	•	•	•	•	■	•	•	•	•	•	•	•	•

Color, stability, and lighting

Surface materials are formulated to maintain compatibility under horizon light, daylight, and cool white light. As a precaution, always select colors and materials under the specific type of lighting they will receive in actual office use. Particular care should be used with high intensity discharge light, which can adversely affect color compatibility. The swatch material on this card is provided as a color guideline. There may be variations in color, texture, and finish between this sample and the actual product.

Recommended Edge Banding Finishes for Low-Pressure Laminate and High-Pressure Laminate Products

For use on: Jenny

High-Pressure Laminate Color		Recommended Edge Band	
Steelcase Surfaces			
2406	Clear Cherry E	6234	Clear Cherry E
2409	Clear Maple	6237	Clear Maple
2410	Graphite Walnut	6231	Graphite Walnut
2412	Natural Cherry	6034	Natural Cherry
2422	Medium Cherry	6036	Medium Cherry
2511	Winter on Maple	6037	Winter on Maple
2535	Virginia Walnut	6242	Virginia Walnut
2536	Blackwood E	6243	Blackwood E
2538	Clear Walnut	6245	Clear Walnut
2592	Blonde on Maple E	6038	Blonde On Maple E
2612	Marbled Maple E	6676	Marbled Maple E
2614	Chocolate Walnut E	6677	Chocolate Walnut E
2615	Marbled Cherry E	6878	Marbled Cherry E
2714	Natural Walnut E	6041	Natural Walnut E
2722	Cream E	6631	Cream
2730	Arctic White	6009	Arctic White
2746	Black	6000	Black
2811	Mist E	6636	Mist E
2820	Coffee Speckle E	6631	Cream
2823	Driftwood Speckle	6631	Cream
2824	Smoke Speckle	6636	Mist
2825	Vanadium Speckle	6619	Ice E
2850	Vanadium Fiber	6654	Sand
2852	Tungsten Fiber	6636	Mist
2854	Vellum Fiber E	6655	Warm White
2860	Granite Fiber	6000	Black
2862	Stucco Fiber E	6053	Seagull
2870	Blonde Bronze Patina	6654	Sand
2873	Instant Iron Patina	6615	Grey V5
2883	Seagull	6053	Seagull
2884	Milk	6052	Milk
2885	Dune	6654	Dune
2920	Marl Micro	6053	Seagull
2921	Gypsum Micro	6654	Sand
2922	Clay Micro	6654	Sand
2HAA	Persian Salt	61AA	Persian Salt
2HAB	Rose	61AB	Rose
2HAC	Indigo	61AC	Indigo
2HAD	Green Citrine	61AD	Green Citrine
2HAE	Dark Olivine	61AE	Dark Olivine
2HAF	Cloudy	61AF	Cloud
2HAK	Clear Oak	6219	Clear Oak
2HAN	Ash Noce	6707	Ash Noce
2HAT	Acacia	6213	Acacia
2HAW	Ash Wenge	6703	Ash Wenge
2HBN	Bisque Noce	6708	Bisque Noce
2HBW	Bisque Wenge	6705	Bisque Wenge
2HCN	Clay Noce	6709	Clay Noce
2HCW	Clay Wenge	6706	Clay Wenge
2HMG	Merle	6527	Merle
2HSN	Storm Noce	6710	Storm Noce
2HSW	Storm Wenge	6704	Storm Wenge
2HWA	Grey Kingswood	66WA	Grey Kingswood
2HWB	Planked Walnut	66WB	Planked Walnut
2HWD	Resolute Walnut	66WD	Resolute Walnut
2HWE	Natural Recon	66WE	Natural Recon
2HWF	Smoked Walnut	66WF	Smoked Walnut

High-Pressure Laminate Color		Recommended Edge Band	
2TH2	Fawn Cypress	6T02	Fawn Cypress
2TH4	Saddle Oak	6T04	Saddle Oak
2TH5	Veranda Teak	6T05	Veranda Teak
2TH7	Walnut Heights	6T07	Walnut Heightse
2UH1	Reclaimed Aggregate	6T08	Aggregate
2UH2	Reclaimed Gravel	6T09	Gravel
2UH4	Cement	6T10	Cement
2UH6	Sheetrock	6T12	Sheetrock

E = Established

For Use on: Tour

Low-Pressure Laminate Color		Recommended Edge Band	
Steelcase Surfaces			
25L1	Winter on Maple LPL	6037	Winter on Maple
25L5	Virginia Walnut LPL	6242	Virginia Walnut
25L6	Blackwood LPL E	6243	Blackwood E
25L8	Clear Walnut LPL	6245	Clear Walnut
26L1	Natural Cherry V2 LPL	6034	Natural Cherry
2L30	Arctic White LPL	6009	Arctic White
2LAN	Ash Noce LPL	6707	Ash Noce
2LAT	Acacia LPL	6213	Acacia
2LAW	Ash Wenge LPL	6703	Ash Wenge
2LBN	Bisque Noce LPL	6708	Bisque Noce
2LBW	Bisque Wenge LPL	6705	Bisque Wenge
2LCN	Clay Noce LPL	6709	Clay Noce
2LCW	Clay Wenge LPL	6706	Clay Wenge
2LSN	Storm Noce LPL	6710	Storm Noce
2LSW	Storm Wenge LPL	6704	Storm Wenge
2LWA	Grey Kingswood LPL	66WA	Grey Kingswood
2LWB	Planked Walnut LPL	66WB	Planked Walnut
2LWD	Resolute Walnut LPL	66WD	Resolute Walnut
2LWF	Smoked Walnut LPL	66WF	Smoked Walnut
2LWG	Natural Recon LPL	66WE	Natural Recon
2TL2	Fawn Cypress LPL	6T02	Fawn Cypress

High-Pressure Laminate Color		Recommended Edge Band	
Steelcase Surfaces			
2422	Medium Cherry	6036	Medium Cherry
2592	Blonde on Maple E	6038	Blonde on Maple E
2714	Natural Walnut E	6041	Natural Walnut E
2820	Coffee Speckle E	6631	Cream
2823	Driftwood Speckle	6631	Cream
2824	Smoke Speckle	6636	Mist
2825	Vanadium Speckle	6619	Ice E
2854	Vellum Fiber E	6655	Warm White
2860	Granite Fiber	6000	Black
2862	Stucco Fiber E	6053	Seagull
2870	Blonde Bronze Patina	6654	Sand
2873	Instant Iron Patina	6615	Grey V5
2884	Milk	6052	Milk
2920	Marl Micro	6053	Seagull
2921	Gypsum Micro	6654	Sand
2922	Clay Micro	6654	Sand

Low-Pressure Laminate Color		Recommended Edge Band	
Steelcase Surfaces			
25L1	Winter on Maple LPL	6037	Winter on Maple
25L5	Virginia Walnut LPL	6242	Virginia Walnut
25L6	Blackwood LPL E	6243	Blackwood E
25L8	Clear Walnut LPL	6245	Clear Walnut
26L1	Natural Cherry V2 LPL	6034	Natural Cherry
2L30	Arctic White LPL	6009	Arctic White

E = Established

For Use on: Bivi Tables, Table Tops, and Storage

High-Pressure Laminate Color		Recommended Edge Band	
Steelcase Surfaces			
2406	Clear Cherry E	6234	Clear Cherry E
2409	Clear Maple	6237	Clear Maple
2410	Graphite Walnut	6231	Graphite Walnut
2412	Natural Cherry	6034	Natural Cherry
2422	Medium Cherry	6036	Medium Cherry
2511	Winter on Maple	6037	Winter on Maple
2535	Virgina Walnut	6242	Virginia Walnut
2536	Blackwood E	6243	Blackwood E
2538	Clear Walnut	6245	Clear Walnut
2592	Blonde on Maple E	6038	Blonde on Maple E
2612	Marbled Maple E	6676	Marbled Maple E
2614	Chocolate Walnut E	6677	Chocolate Walnut E
2615	Marbled Cherry E	6878	Marbled Cherry E
2714	Natural Walnut E	6041	Natural Walnut E
2722	Cream E	6631	Cream
2730	Arctic White	6009	Arctic White
2746	Black	6000	Black
2811	Mist E	6636	Mist
2820	Coffee Speckle E	6631	Cream
2823	Driftwood Speckle	6631	Cream
2824	Smoke Speckle	6636	Mist
2825	Vanadium Speckle	6619	Ice E
2850	Vanadium Fiber	6654	Sand
2852	Tungsten Fiber	6636	Mist
2854	Vellum Fiber E	6655	Warm White
2860	Granite Fiber	6000	Black
2862	Stucco Fiber E	6053	Seagull
2870	Blonde Bronze Patina	6654	Sand
2873	Instant Iron Patina	6615	Grey V5
2883	Seagull	6053	Seagull
2884	Milk	6052	Milk
2885	Dune	6654	Dune
2920	Marl Micro	6053	Seagull
2921	Gypsum Micro	6654	Sand
2922	Clay Micro	6654	Sand
2HAA	Persian Salt	61AA	Persian Salt
2HAB	Rose	61AB	Rose
2HAC	Indigo	61AC	Indigo
2HAD	Green Citrine	61AD	Green Citrine
2HAE	Dark Olivine	61AE	Dark Olivine
2HAF	Cloudy	61AF	Cloud
2HAK	Clear Oak	6219	Clear Oak
2HAN	Ash Noce	6707	Ash Noce
2HAT	Acacia	6213	Acacia
2HAW	Ash Wenge	6703	Ash Wenge
2HBN	Bisque Noce	6708	Bisque Noce
2HBW	Bisque Wenge	6705	Bisque Wenge
2HCN	Clay Noce	6709	Clay Noce
2HCW	Clay Wenge	6706	Clay Wenge
2HMG	Merle	6527	Merle
2HSN	Storm Noce	6710	Storm Noce
2HSW	Storm Wenge	6704	Storm Wenge
2HWA	Grey Kingswood	66WA	Grey Kingswood
2HWB	Planked Walnut	66WB	Planked Walnut
2HWD	Resolute Walnut	66WD	Resolute Walnut
2HWE	Natural Recon	66WE	Natural Recon
2HWF	Smoked Walnut	66WF	Smoked Walnut

High-Pressure Laminate Color		Recommended Edge Band	
2TH2	Fawn Cypress	6T02	Fawn Cypress
2TH4	Saddle Oak	6T04	Saddle Oak
2TH5	Veranda Teak	6T05	Veranda Teak
2TH7	Walnut Heights	6T07	Walnut Heights
2UH1	Reclaimed Aggregate	6T08	Aggregate
2UH2	Reclaimed Gravel	6T09	Gravel
2UH4	Cement	6T10	Cement
2UH6	Sheetrock	6T12	Sheetrock

E = Established

For Use on: Campfire Slim Table, Skate Table, and turnstone Simple Tables

High-Pressure Laminate Color		Recommended Edge Band	
Steelcase Surfaces			
2406	Clear Cherry E	6234	Clear Cherry E
2409	Clear Maple	6237	Clear Maple
2410	Graphite Walnut	6231	Graphite Walnut
2412	Natural Cherry	6034	Natural Cherry
2422	Medium Cherry	6036	Medium Cherry
24H1	Satin White	6009	Arctic White
24H2	Satin Black	6000	Black
24H3	Satin Stone	6169	Stone
24H4	Satin Mocha	6170	Mocha
2511	Winter on Maple	6037	Winter on Maple
2535	Virgina Walnut	6242	Virginia Walnut
2536	Blackwood E	6243	Blackwood E
2538	Clear Walnut	6245	Clear Walnut
2592	Blonde on Maple E	6038	Blonde on Maple E
2612	Marbled Maple E	6676	Marbled Maple E
2614	Chocolate Walnut E	6677	Chocolate Walnut E
2615	Marbled Cherry E	6878	Marbled Cherry E
2714	Natural Walnut E	6041	Natural Walnut E
2722	Cream E	6631	Cream
2730	Arctic White	6009	Arctic White
2746	Black	6000	Black
2811	Mist E	6636	Mist
2820	Coffee Speckle E	6631	Cream
2823	Driftwood Speckle	6631	Cream
2824	Smoke Speckle	6636	Mist
2825	Vanadium Speckle	6619	Ice E
2850	Vanadium Fiber	6654	Sand
2852	Tungsten Fiber	6636	Mist
2854	Vellum Fiber E	6655	Warm White
2860	Granite Fiber	6000	Black
2862	Stucco Fiber E	6053	Seagull
2870	Blonde Bronze Patina	6654	Sand
2873	Instant Iron Patina	6615	Grey V5
2883	Seagull	6053	Seagull
2884	Milk	6052	Milk
2885	Dune	6654	Dune
2920	Marl Micro	6053	Seagull
2921	Gypsum Micro	6654	Sand
2922	Clay Micro	6654	Sand
2HAA	Persian Salt	61AA	Persian Salt
2HAB	Rose	61AB	Rose
2HAC	Indigo	61AC	Indigo
2HAD	Green Citrine	61AD	Green Citrine
2HAE	Dark Olivine	61AE	Dark Olivine
2HAF	Cloudy	61AF	Cloud
2HAK	Clear Oak	6219	Clear Oak
2HAN	Ash Noce	6707	Ash Noce
2HAT	Acacia	6213	Acacia
2HAW	Ash Wenge	6703	Ash Wenge
2HBN	Bisque Noce	6708	Bisque Noce
2HBW	Bisque Wenge	6705	Bisque Wenge
2HCN	Clay Noce	6709	Clay Noce
2HCW	Clay Wenge	6706	Clay Wenge
2HSN	Storm Noce	6710	Storm Noce
2HSW	Storm Wenge	6704	Storm Wenge
2HWA	Grey Kingswood	66WA	Grey Kingswood
2HWB	Planked Walnut	66WB	Planked Walnut
2HWD	Resolute Walnut	66WD	Resolute Walnut
2HWE	Natural Recon	66WE	Natural Recon
2HWF	Smoked Walnut	66WF	Smoked Walnut

High-Pressure Laminate Color		Recommended Edge Band	
2TH2	Fawn Cypress	6T02	Fawn Cypress
2TH4	Saddle Oak	6T04	Saddle Oak
2TH5	Veranda Teak	6T05	Veranda Teak
2TH7	Walnut Heights	6T07	Walnut Heightse
2UH1	Reclaimed Aggregate	6T08	Aggregate
2UH2	Reclaimed Gravel	6T09	Gravel
2UH4	Cement	6T10	Cement
2UH6	Sheetrock	6T12	Sheetrock

E = Established

Surface Materials

For Use on: Bassline Occasional Tables, Asymmetrical Tables, Box Top Tables, and One Seat Bench Side Table

High-Pressure Laminate Color		Recommended Edge Band	
Steelcase Surfaces			
2406	Clear Cherry E	6234	Clear Cherry E
2409	Clear Maple	6237	Clear Maple
2410	Graphite Walnut	6231	Graphite Walnut
2412	Natural Cherry	6034	Natural Cherry
2422	Medium Cherry	6036	Medium Cherry
24H1	Satin White	6009	Arctic White
24H2	Satin Black	6000	Black
24H3	Satin Stone	6169	Stone
24H4	Satin Mocha	6170	Mocha
2511	Winter on Maple	6037	Winter on Maple
2535	Virgina Walnut	6242	Virginia Walnut
2536	Blackwood E	6243	Blackwood E
2538	Clear Walnut	6245	Clear Walnut
2592	Blonde on Maple E	6038	Blonde on Maple E
2612	Marbled Maple E	6676	Marbled Maple E
2614	Chocolate Walnut E	6677	Chocolate Walnut E
2615	Marbled Cherry E	6878	Marbled Cherry E
2714	Natural Walnut E	6041	Natural Walnut E
2722	Cream E	6631	Cream
2730	Arctic White	6009	Arctic White
2746	Black	6000	Black
2811	Mist E	6636	Mist
2820	Coffee Speckle E	6631	Cream
2823	Driftwood Speckle	6631	Cream
2824	Smoke Speckle	6636	Mist
2825	Vanadium Speckle	6619	Ice E
2850	Vanadium Fiber	6654	Sand
2852	Tungsten Fiber	6636	Mist
2854	Vellum Fiber E	6655	Warm White
2860	Granite Fiber	6000	Black
2862	Stucco Fiber E	6053	Seagull
2870	Blonde Bronze Patina	6654	Sand
2873	Instant Iron Patina	6615	Grey V5
2883	Seagull	6053	Seagull
2884	Milk	6052	Milk
2885	Dune	6654	Dune
2920	Marl Micro	6053	Seagull
2921	Gypsum Micro	6654	Sand
2922	Clay Micro	6654	Sand
2HAA	Persian Salt	61AA	Persian Salt
2HAB	Rose	61AB	Rose
2HAC	Indigo	61AC	Indigo
2HAD	Green Citrine	61AD	Green Citrine
2HAE	Dark Olivine	61AE	Dark Olivine
2HAF	Cloudy	61AF	Cloud
2HAK	Clear Oak	6219	Clear Oak
2HAN	Ash Noce	6707	Ash Noce
2HAT	Acacia	6213	Acacia
2HAW	Ash Wenge	6703	Ash Wenge
2HBN	Bisque Noce	6708	Bisque Noce
2HBW	Bisque Wenge	6705	Bisque Wenge
2HCN	Clay Noce	6709	Clay Noce
2HCW	Clay Wenge	6706	Clay Wenge
2HSN	Storm Noce	6710	Storm Noce
2HSW	Storm Wenge	6704	Storm Wenge
2HWA	Grey Kingswood	66WA	Grey Kingswood
2HWB	Planked Walnut	66WB	Planked Walnut
2HWD	Resolute Walnut	66WD	Resolute Walnut
2HWE	Natural Recon	66WE	Natural Recon
2HWF	Smoked Walnut	66WF	Smoked Walnut
2TH2	Fawn Cypress	6T02	Fawn Cypress
2TH4	Saddle Oak	6T04	Saddle Oak
2TH5	Veranda Teak	6T05	Veranda Teak
2TH7	Walnut Heights	6T07	Walnut Heights
2UH1	Reclaimed Aggregate	6T08	Aggregate
2UH2	Reclaimed Gravel	6T09	Gravel
2UH4	Cement	6T10	Cement
2UH6	Sheetrock	6T12	Sheetrock

E = Established

Edge Banding Color Defaults

Alight Lounge

Wood

Plastic edge plastic color on worksurfaces is a default and cannot be specified. It is determined by the wood color specified.

Wood Color		Default Veneer Edge Color
3412	Natural Cherry Ⓔ	Natural Cherry
3522	Clear Maple	Clear Maple
3762	Dark Walnut	Dark Walnut

Campfire Slim Table and Campfire Skate Table

Plastic edge band color is determined by Low-Pressure Laminate color specified.

Low-Pressure Laminate Color		Default Edge Band Color	
25L5	Virginia Walnut LPL	6242	Virginia Walnut
25L6	Blackwood LPL Ⓔ	6243	Blackwood Ⓔ
25L8	Clear Walnut LPL	6245	Clear Walnut
26L1	Natural Cherry V2 LPL	6034	Natural Cherry
2L30	Arctic White LPL	6009	Arctic White

Ⓔ = Established

Open Line Laminate

The Open Line Laminate (OLL) program offers the opportunity for customers to select laminates that are not offered through the standard turnstone laminate offering for use on turnstone products.

An additional feature of the Open Line laminate program is the ability to order different edge colors (other than the default edge color specified in the specification guide) for use with standard turnstone laminates. See below for pricing information for this application.

Application Testing/Approval

To order an Open Line laminate on a turnstone product, first confirm that the selected laminate has been tested and approved for use on a specific product by checking the custom surface materials webpage at *www.steelcase.com/surface-materials* under the Custom Surfaces section.

If the laminate is **approved**, you may continue the ordering process. If the laminate has **failed** to meet testing and approval standards, you must choose another laminate. If the laminate is **not listed**, turnstone laminate.

To have your material tested, send the following materials to Steelcase:
- One (1) 4' x 8' sheet of high-pressure decorative laminate that is vertical grade, post formable (VGP), and 0.028" (0.7 mm) thick
- A completed Open Line Laminate Testing Request Form

Access the webpage at *www.steelcase.com*. Under surface materials, select custom surface materials and the Open Line laminate option. The test request form can be found under "create test request".
Note: All information on the form is required in order to complete testing.

Send your laminate materials to:
Steelcase Inc.
Attn: OLL Testing Department
901 44th Street
Grand Rapids, MI 49508

Submit Request
Use the electronic Open Line Laminate Testing Request Form found on the Steelcase custom surface materials webpage under the "How To Test" tab, or fax a copy of the form to 616.698.4700.

Test Results
Test results will be returned by fax or e-mail in four working days from receipt of laminate and form.

Not all testing is based on actual production conditions. Because some laminates vary in fabrication, turnstone reserves the right to reject any non-standard laminates that do not meet manufacturing requirements, even though the sample passed initial testing.

Application Direction

Open Line laminates are applied to products in the turnstone standard application direction. For directional laminates, each individual specification guide shows the standard application direction for that product. Application in other than standard direction must be processed through Specials Engineering.

Open Line Laminates Square Footage Requirements

To determine how much laminate you will need, access the calculator found on the Steelcase custom surface materials webpage at *www.steelcase.com/surface-materials* under the Custom Surfaces section. Material estimates will vary depending on the following items:
- Laminate properties
- Laminate directionality
- Sheet sizes offered by the vendor
- Edge type
- Product style number
- Quantity of products being manufactured

Open Line Laminates Pricing

Open Line laminates are available at an additional $77 (U.S.) per unit, plus the cost of the laminate. If you select Formica, Nevamar, Pionite, or WilsonArt laminate, the cost of the laminate is $1.13 (U.S.) per square foot. (Non-Discountable)

Example:
4' x 8' sheet = 32 square feet
32 square feet x $1.13 = $36.16 (U.S.)
per sheet

Basic High-Pressure Laminate pricing does not include premium or digitally printed patterns from any suppliers. Laminate cost may also vary for basic or standard laminates from other suppliers. Please contact the OLL consultant at 616.475.2426 for pricing. The cost of the laminate will be added to your invoice as a separate line on the acknowledgement.

There are no additional charges beyond the initial $77 U.S. list to obtain **different edge colors with turnstone standard laminates.**

Special engineering products using the Open Line laminate process will be priced at $77 (U.S. list) per surface, plus the cost of the laminate. If you select Formica, Nevamar, Pionite, or Wilson Art laminate to be used on Special Engineering products, the cost of the laminate is $46 (U.S.) per surface. (Non-Discountable).

There are no additional charges beyond the initial $77 (U.S. list) and any applicable Special Engineering charges to obtain different edge colors with turnstone standard laminates.

How to Order

Once you have confirmed that the laminate you've selected has been tested and approved, you are ready to place your order.

To order an Open Line laminate on a turnstone product:
- Mark the purchase order with the
  –Laminate manufacturer,
  –Laminate number, and
  –Laminate description
- Use the appropriate Open Line laminate number (2900).
- Use the appropriate edge band color number to indicate the edge color requirements.

The order is subject to the manufacturer's minimum order requirements. Please contact the laminate supplier for verification of minimum order requirements before ordering.

turnstone to Purchase Service

The Open Line laminate program includes a service to purchase approved Open Line laminates for use on turnstone products. **turnstone will facilitate the ordering, scheduling, and shipment of Open Line laminates directly from the suppliers and will apply it to the product.**

turnstone is the only party that may purchase material. The only time the customer purchases material is for testing purposes.

Additional lead times apply to all orders specifying Open Line laminates.

turnstone is not responsible for overages and will not issue credit for any differences between the estimated amount provided and the actual amount ordered and acknowledged.

Laminate suppliers require laminate to be purchased in full sheets. turnstone will determine how many sheets are needed and order appropriately.

Contact

For Open Line laminate test results, Application Test Request Form, or square foot requirements, visit the custom surface materials webpage at *www.steelcase.com/surface-materials* under the Custom Surfaces section.

For additional information call
1.800.TURNSTONE

Wood Matrix

For a surface materials listing of individual product lines, see *Surface Materials* at the end of each product chapter.

	Fill Level	turnstone	Alight Occasional Tables	Bassline Tables	Bassline Bench Seating	Bivi	Campfire Big Tables	Campfire Personal Tables	Campfire Skate & Slim Tables
Flat Cut									
Cherry									
3402 FC/OP Clear Cherry (Aged)	OP		•	■	■	□	■	•	•
3404 FC/FF Clear Cherry (Aged)	FF		•	■	■	□	■	•	•
3412 FC/OP Natural Cherry Ⓔ	OP		■	■	■	□	■	•	•
3414 FC/FF Natural Cherry Ⓔ	FF		•	■	■	□	■	•	•
3422 FC/OP Medium Cherry	OP		•	■	■	□	■	•	•
3424 FC/FF Medium Cherry	FF		•	■	■	□	■	•	•
Maple									
3522 FC/OP Clear Maple**	OP		■	■	■	□	■	•	•
3524 FC/FF Clear Maple**	FF		•	■	■	□	■	•	•
3544 FC/FF Blonde on Maple Ⓔ	FF		•	■	■	□	■	•	•
3592 FC/OP Blonde on Maple Ⓔ	OP		•	■	■	□	■	•	•
Walnut									
3062 FC/OP Graphite Walnut	OP		•	■	■	□	■	•	•
3064 FC/FF Graphite Walnut	FF		•	■	■	□	■	•	•
3702 FC/OP Clear Walnut	OP		•	■	■	□	■	•	•
3704 FC/FF Clear Walnut	FF		•	■	■	□	■	•	•
3712 FC/OP Natural Walnut	OP		•	■	■	□	■	•	•
3714 FC/FF Natural Walnut	FF		•	■	■	□	■	•	•
3752 FC/OP Medium Walnut Ⓔ	OP		•	■	■	□	■	•	•
3754 FC/FF Medium Walnut Ⓔ	FF		•	■	■	□	■	•	•
3762 FC/OP Dark Walnut	OP		■	■	■	□	■	•	•
3764 FC/FF Dark Walnut	FF		•	■	■	□	■	•	•
3772 FC/OP Medium Mahogany on Walnut	OP		•	■	■	□	■	•	•
3774 FC/FF Medium Mahogany on Walnut	FF		•	■	■	□	■	•	•

Legend

- • = Not available
- ■ = Available
- □ = Available with exceptions
- Ⓔ = Established
- FC = Flat Cut
- FF = Full-Fill
- OP = Open Pore
- QC = Quarter Cut
- RC = Rift Cut
- ▶ See *Surface Materials* and Specifying pages.

***To ensure an understanding of the color ranges and characteristic variations of natural veneer, a sign-off sheet is required prior to orders being accepted for this clear-coat finish. The sign-off sheet is available through Steelcase Marketing Resources. Form number 05-0001370.*

Tip: The wood used in the construction of chairs is either maple or European beech. Wood finishes will match, but will not have the same natural grain.

Tip: Wood color 3522 is a clear coat. Therefore, the natural variations in wood (maple or European beech) will be visible.

Tip: Due to natural variations in wood, finished products may vary in color, texture and grain.

For a surface materials listing of individual product lines, see *Surface Materials* at the end of each product chapter.

	Fill Level	turnstone	Alight Occasional Tables	Bassline Tables	Bassline Bench Seating	Bivi	Campfire Big Tables	Campfire Personal Tables	Campfire Skate & Slim Tables
Quarter Cut									
Ash									
3042 QC/OP Ash**	OP		•	■	■	□	■	•	•
Maple									
3222 QC/OP Clear Maple**	OP		•	■	■	□	■	•	•
3224 QC/FF Clear Maple**	FF		•	■	■	□	■	•	•
3292 QC/OP Blonde on Maple Ⓔ	OP		•	■	■	□	■	•	•
3294 QC/FF Blonde on Maple Ⓔ	FF		•	■	■	□	■	•	•
Walnut									
3302 QC/OP Clear Walnut	OP		•	■	■	□	■	•	•
3304 QC/FF Clear Walnut	FF		•	■	■	□	■	•	•
3312 QC/OP Natural Walnut	OP		•	■	■	□	■	•	•
3314 QC/FF Natural Walnut	FF		•	■	■	□	■	•	•
3352 QC/OP Medium Walnut Ⓔ	OP		•	■	■	□	■	•	•
3354 QC/FF Medium Walnut Ⓔ	FF		•	■	■	□	■	•	•
3362 QC/OP Dark Walnut	OP		•	■	■	□	■	•	•
3364 QC/FF Dark Walnut	FF		•	■	■	□	■	•	•
3372 QC/OP Medium Mahogany on Walnut	OP		•	■	■	□	■	•	•
3374 QC/FF Medium Mahogany on Walnut	FF		•	■	■	□	■	•	•
3382 QC/OP Graphite Walnut	OP		•	■	■	□	■	•	•
3384 QC/FF Graphite Walnut	FF		•	■	■	□	■	•	•
Rift Cut									
Oak									
3602 RC/OP Desert Oak	OP		•	■	■	□	■	•	•
3604 RC/FF Desert Oak	FF		•	■	■	□	■	•	•

Legend

- • = Not available
- ■ = Available
- □ = Available with exceptions
- Ⓔ = Established
- FC = Flat Cut
- FF = Full-Fill
- OP = Open Pore
- QC = Quarter Cut
- RC = Rift Cut

▶ See *Surface Materials* and Specifying pages.

***To ensure an understanding of the color ranges and characteristic variations of natural veneer, a sign-off sheet is required prior to orders being accepted for this clear-coat finish. The sign-off sheet is available through Steelcase Marketing Resources. Form number 05-0001370.*

Tip: The wood used in the construction of chairs is either maple or European beech. Wood finishes will match, but will not have the same natural grain.

Tip: Wood color 3522 is a clear coat. Therefore, the natural variations in wood (maple or European beech) will be visible.

Tip: Due to natural variations in wood, finished products may vary in color, texture and grain.

For a surface materials listing of individual product lines, see *Surface Materials* at the end of each product chapter.

	Fill Level	turnstone	Alight Occasional Tables	Bassline Tables	Bassline Bench Seating	Bivi	Campfire Big Tables	Campfire Personal Tables	Campfire Skate & Slim Tables
Select Surfaces - Composite Veneers									
Wood Group 1									
3F8X QC/OP European Walnut Composite	OP		•	■	■	□	■	•	•
3GGX QC/OP Zebrano Composite	OP		•	■	■	□	■	•	•
3HGX QC/OP Oak Composite	OP		•	■	■	□	■	•	•
3HVX QC/OP Walnut Composite	OP		•	■	■	□	■	•	•
3JDX FC/OP Oak Composite	OP		•	■	■	□	■	•	•
3JJX FC/OP Walnut Composite	OP		•	■	■	□	■	•	•
3ZNX QC/OP Night Cerused Oak Composite	OP		•	■	■	□	■	•	•
Planked Veneer									
Wood Group 1									
3P41 Planked Cherry	OP		■	■	■	□	■	•	■
3P51 Planked Maple	OP		■	■	■	□	■	•	■
3P61 Planked Oak	OP		■	■	■	□	■	•	■
3P71 Planked Walnut	OP		■	■	■	□	■	•	■
3VFX Unmarked Oak	OP		•	■	■	□	■	•	•
Natural Veneer									
Wood Group 1									
3342 FC/OP Black Walnut	OP		•	■	■	□	■	•	•
3392 QC/OP Black Walnut	OP		•	■	■	□	■	•	•
35A2 FC/OP Blanch Maple	OP		•	■	•	□	■	•	•
37A2 FC/OP Thunder Walnut	OP		•	■	•	□	■	•	•
32A2 QC/OP Blanch Maple	OP		•	■	•	□	■	•	•
33A2 QC/OP Thunder Walnut	OP		•	■	•	□	■	•	•
36A2 RC/OP Volcanic Oak	OP		•	■	•	□	■	•	•
Wood Group 2									
3394 QC/FF Black Walnut	FF		•	■	■	□	■	•	•
3734 FC/FF Black Walnut	FF		•	■	■	□	■	•	•
Wood Group 3									
3082 FC/OP Washed Walnut	OP		•	■	■	□	■	•	•
3084 FC/FF Washed Walnut	FF		•	■	■	□	■	•	•
Premium Wood									
Wood Group 3									
3832 QC/OP Figured Anegre	OP		•	■	■	□	■	•	•

Legend

- • = Not available
- ■ = Available
- □ = Available with exceptions
- Ⓔ = Established
- FC = Flat Cut
- FF = Full-Fill
- OP = Open Pore
- QC = Quarter Cut
- RC = Rift Cut
- ▶ See *Surface Materials* and Specifying pages.

Tip: The wood used in the construction of chairs is either maple or European beech. Wood finishes will match, but will not have the same natural grain.

Tip: Wood color 3522 is a clear coat. Therefore, the natural variations in wood (maple or European beech) will be visible.

Tip: Due to natural variations in wood, finished products may vary in color, texture and grain.

Plastic Matrix

For a surface materials listing of individual product lines, see *Surface Materials* at the end of each product chapter.

turnstone	Bassline Tables	Bivi	Buoy	Campfire Footrest	Scoop	Shortcut
5U22 Royal Blue	•	•	•	•	•	•
5U23 Blue Jay	□	•	•	•	•	•
5U24 Scarlet	•	•	•	•	•	•
5U25 Malt	•	•	•	•	•	•
5U26 Wasabi Too	•	•	•	•	•	•
5U27 Concord	•	•	•	•	•	•
5U28 Canary	•	•	•	•	•	•
6000 Black	•	□	•	•	•	•
6001 Coffee	•	□	•	•	•	•
6009 Arctic White	•	■	■	■	•	□
6052 Milk	•	□	•	•	•	•
6053 Seagull	•	□	•	•	•	□
6059 Sterling Dark Solid	•	•	•	•	•	□
6205 Black	•	•	■	•	•	□
6249 Platinum Solid	□	■	•	•	•	□
6250 Coffee	•	•	•	•	•	•
6256 Graphite	•	•	•	•	•	•
6259 Midnight	•	•	•	•	•	□
6295 Near Black	•	•	•	•	•	•
6302 Baltic	•	•	•	•	•	•
6332 Citron/Tangerine	•	•	•	•	•	□
6333 Picasso	•	•	■	■	•	□
6334 Flash	•	•	•	•	•	•
6335 Wasabi	•	•	■	■	•	□
6336 Jazz	•	•	•	•	■	□
6337 Element	□	•	■	•	•	□
6338 Chili	□	•	■	■	•	□
6505 Frosted White	•	•	•	•	•	•

Legend

- • = Not available
- ■ = Available
- □ = Available with exceptions
- Ⓔ = Established
- ▶ See *Surface Materials* and Specifying pages.

Products that are missing from the matrix are not available with these surface materials.

Surface Materials

For a surface materials listing of individual product lines, see *Surface Materials* at the end of each product chapter:
- ▶ Bivi, page 184
- ▶ Campfire, page 302
- ▶ Clipper, page 313
- ▶ Seating, page 477
- ▶ Tables, page 520

turnstone	Bassline Tables	Bivi	Buoy	Campfire Footrest	Scoop	Shortcut
6527 Merle	□	■	■	■	•	•
6559 Satin Ice Acrylic	•	•	•	•	•	•
6607 Woodrose Ⓔ	•	•	•	•	•	•
6608 Driftwood Ⓔ	•	•	•	•	•	•
6609 Smoke Ⓔ	•	•	•	•	•	•
6612 Grey Value 2 Ⓔ	•	•	•	•	•	•
6615 Grey Value 5	•	□	•	•	•	•
6617 Warm Brown V2 Ⓔ	•	•	•	•	•	•
6618 White	•	•	•	•	■	•
6623 Metallic	•	•	•	•	•	•
6625 Translucent	•	•	•	•	•	•
6631 Cream	•	□	•	•	•	•
6635 Dawn Ⓔ	•	□	•	•	•	•
6636 Mist	•	□	•	•	•	•
6643 Fusion Light	•	•	•	•	•	•
6644 Fusion Dark	•	•	•	•	•	•
6650 Sodium Ⓔ	•	•	•	•	•	•
6651 Tungsten Ⓔ	•	□	•	•	•	•
6652 Titanium Ⓔ	•	□	•	•	•	•
6653 Solar Black Ⓔ	•	•	•	•	•	•
6654 Sand	•	■	•	•	•	•
6655 Warm White	•	□	•	•	•	•
6659 Light Grey Ⓔ	•	•	•	•	•	•
6681 Grotto Ⓔ	•	•	•	•	•	•
6682 Cobblestone Ⓔ	•	•	•	•	■	•
6685 Champagne Metallic	•	•	•	•	•	•
6686 Gold Dust Ⓔ	•	•	•	•	•	•
6688 Steel Ⓔ	•	•	•	•	•	•
6694 Slate	•	□	•	•	•	•
6695 Midnight	•	□	•	•	•	•
6696 Sterling Metallic Ⓔ	•	•	•	•	•	•
6697 Fog	•	□	•	•	•	•

Legend

- • = Not available
- ■ = Available
- □ = Available with exceptions
- Ⓔ = Established
- ▶ See *Surface Materials* and Specifying pages.

Products that are missing from the matrix are not available with these surface materials.

For a surface materials listing of individual product lines, see *Surface Materials* at the end of each product chapter:

- Bivi, page 184
- Campfire, page 302
- Clipper, page 313
- Seating, page 477
- Tables, page 520

turnstone	Bassline Tables	Bivi	Buoy	Campfire Footrest	Scoop	Shortcut
6698 Fieldstone	•	□	•	•	•	•
6699 Platinum Metallic	•	•	•	•	•	•
6731 Narrow Fluted Clear	•	•	•	•	•	•
6899 Platinum	•	•	•	•	•	•
6B03 Red	•	■	•	•	•	•
6BD8 Snow	•	□	■	•	•	□
6BD9 Carbon Flat	•	•	■	•	■	□
6BE1 Ore	•	•	■	•	■	□
6288 Charcoal	•	•	•	•	•	•
6544 Frost	•	•	•	•	•	•
6546 Rain	•	•	•	•	•	•
6BC2 Purple	•	•	•	•	•	•
6BC5 Blue	•	•	•	•	•	•
6BC8 Gold	•	•	•	•	•	•
6BD1 Aubergine	•	□	■	•	■	□
6BD2 Peacock	•	□	■	•	■	□
6BD3 Jungle	•	□	■	•	■	□
6BD4 Merlot	•	□	■	•	■	□
6BD5 Honey	•	□	■	•	■	□
6BD6 Lagoon	•	□	■	•	■	□
6BD7 Saffron	•	□	■	•	■	□

Legend

- • = Not available
- ■ = Available
- □ = Available with exceptions
- See *Surface Materials* and Specifying pages.

Products that are missing from the matrix are not available with these surface materials.

Steelcase
April 2021

Plastic Edge Band Matrix

For a surface materials listing of individual product lines, see *Surface Materials* at the end of each product chapter:

- Bivi, page 184
- Campfire, page 302
- Clipper, page 313
- Seating, page 477
- Tables, page 520

turnstone	Bassline Tables	Bassline Bench Seating	Bivi	Campfire Paper Table	Jenny Tables	Jenny Tablet Arms
6000 Black	■	■	■	•	■	■
6001 Coffee	■	■	■	•	■	■
6009 Arctic White	■	■	■	■	■	■
6034 Natural Cherry	■	■	■	•	■	■
6036 Medium Cherry	■	■	■	•	■	■
6037 Winter on Maple	■	■	■	•	■	■
6038 Blonde on Maple Ⓔ	■	■	■	•	■	■
6041 Natural Walnut Ⓔ	■	■	■	•	■	■
6052 Milk	■	■	■	•	■	■
6053 Seagull	■	■	■	•	■	■
6128 Taupe	•	•	•	•	•	•
6169 Stone	■	■	■	•	■	■
6170 Mocha	■	■	■	•	■	■
61AA Persian Salt	■	■	■	•	■	■
61AB Rose	■	■	■	•	■	■
61AC Indigo	■	■	■	•	■	■
61AD Green Citrine	■	■	■	•	■	■
61AE Dark Olivine	■	■	■	•	■	■
61AF Cloudy	■	■	■	•	■	■
6213 Acacia	■	■	■	•	■	■
6219 Clear Oak	■	■	■	•	■	■
6231 Graphite Walnut	■	■	■	•	■	■
6234 Clear Cherry Ⓔ	■	■	■	•	■	■
6237 Clear Maple	■	■	■	•	■	■
6242 Virginia Walnut	■	■	■	•	■	■
6243 Blackwood Ⓔ	■	■	■	•	■	■
6245 Clear Walnut	■	■	■	•	■	■
6249 Platium Solid	■	■	■	•	■	■
6271 Plywood Edge	■	■	■	•	■	■
6278 Felt	•	•	•	•	•	•
6527 Merle	■	■	■	•	■	■
6612 Grey Value 2 Ⓔ	•	•	•	•	•	•
6615 Grey Value 5	■	■	■	•	■	■
6619 Ice Ⓔ	■	■	■	•	■	■
6631 Cream	■	■	■	•	■	■
6635 Dawn Ⓔ	■	■	■	•	■	■
6636 Mist	■	■	■	•	■	■

Legend

- • = Not available
- ■ = Available
- □ = Available with exceptions
- Ⓔ = Established
- See *Surface Materials* and Specifying pages.

Products that are missing from the matrix are not available with these surface materials.

turnstone	Bassline Tables	Bassline Bench Seating	Bivi	Campfire Paper Table	Jenny Tables	Jenny Tablet Arms
6654 Sand	■	■	■	•	■	■
6655 Warm White	■	■	■	•	■	■
6676 Marbled Maple Ⓔ	■	■	■	•	■	■
6677 Chocolate Walnut Ⓔ	■	■	■	•	■	■
6678 Marbled Cherry Ⓔ	■	■	■	•	■	■
6694 Slate	■	■	■	•	■	■
6695 Midnight	■	■	■	•	■	■
6697 Fog	■	■	■	•	■	■
6698 Fieldstone	■	■	■	•	■	■
66WA Grey Kingswood	■	■	■	•	■	■
66WB Planked Walnut	■	■	■	•	■	■
66WD Resolute Walnut	■	■	■	•	■	■
66WE Natural Recon	■	■	■	•	■	■
66WF Smoked Walnut	■	■	■	•	■	■
6703 Ash Wenge	■	■	■	•	■	■
6704 Storm Wenge	■	■	■	•	■	■
6705 Bisque Wenge	■	■	■	•	■	■
6706 Clay Wenge	■	■	■	•	■	■
6707 Ash Noce	■	■	■	•	■	■
6708 Bisque Noce	■	■	■	•	■	■
6709 Clay Noce	■	■	■	•	■	■
6710 Storm Noce	■	■	■	•	■	■
6T02 Fawn Cypress	■	■	■	•	■	■
6T04 Saddle Oak	■	■	■	•	■	■
6T05 Veranda Teak	■	■	■	•	■	■
6T07 Walnut Heights	■	■	■	•	■	■
6T08 Aggregate	■	■	■	•	■	■
6T09 Gravel	■	■	■	•	■	■
6T10 Cement	■	■	■	•	■	■
6T12 Sheetrock	■	■	■	•	■	■

Seating Upholstery Matrix

turnstone

Legend

- • = Not available
- ■ = Available
- □ = Available with exceptions
- EL = Elmosoft leather
- Ⓔ = Established
- ▶ See *Surface Materials* and Specifying pages.

Products that are missing from the matrix are not available with these surface materials.

	Price Group	alight Lounge Series - Standard	Bassline Bench Seating	Bivi Hoodie - Standard	Bivi Rumble Seat - Standard	Buoy	Campfire Big Lamp	Campfire Lounges	cobi Select - Standard	Jack Task Chairs - Standard	Jenny Lounge - Standard	Lincoln Lounge - Standard	Pouf	Reply Select - Mesh Back - Standard	Rumble Seat - Standard	Scoop - Standard, Upholstered Seat	Simple Seating	Shortcut	Tour - Lateral File Cushion - Standard	Tour Tackboards	Uno Select - Standard
Billiard Multi-Use by Designtex	3	■	■	•	■	■	•	■	•	■	■	•	•	■	•	■	■	■	■	■	■
Bo Peep	5	■	■	•	•	■	•	■	•	■	■	•	■	•	■	■	■	■	■	•	•
Brisa	6	■	■	•	■	■	•	■	•	■	■	•	•	•	•	■	■	■	■	•	•
Buzz2	1	■	■	•	■	■	•	■	•	■	■	•	•	■	•	■	■	■	■	•	■
Chainmail	2	■	■	•	•	■	•	■	•	■	■	•	•	•	•	■	■	■	■	•	■
Cogent: Connect	2	■	■	■	■	■	■	■	■	■	■	•	•	•	■	■	■	■	■	•	■
Cogent: Trails	2	■	■	•	•	■	•	■	•	■	■	•	•	•	•	■	■	■	■	•	•
Elmosoft Leather	EL	•	■	•	•	•	•	•	•	•	•	•	•	•	•	•	•	■	•	•	•
Era	1	■	■	•	■	■	•	■	•	■	■	•	■	■	•	■	■	■	■	•	■
Foundation	2	■	■	•	•	■	•	■	•	•	■	•	•	•	•	■	•	■	■	•	•
Gaja - Cradle to Cradle Certified ™	3	■	■	•	■	■	•	■	•	■	■	•	•	•	•	■	■	■	■	•	•
Imperma	3	■	■	•	•	■	•	■	•	■	■	•	•	•	•	■	■	■	■	•	•
Jacks Ⓔ	1	■	■	•	•	■	•	■	•	■	■	•	•	•	•	■	■	■	■	•	•
Turnstone Leather	NA	•	■	•	•	•	•	•	•	•	•	■	•	•	•	•	•	•	•	•	•
Steelcase Leather	L	•	■	•	•	•	•	•	•	•	■	•	•	•	•	•	•	■	■	•	•
New Black: Bruce	1	■	■	•	•	•	•	■	•	■	■	•	•	•	•	■	■	■	■	•	•
New Black: Harley	2	■	■	•	■	■	•	■	•	■	■	•	•	•	•	■	■	■	■	•	•
New Black: Henry	1	■	■	•	■	■	•	■	•	■	■	•	•	•	•	■	■	■	■	•	•
New Black: Jack	2	■	■	•	•	■	•	■	•	■	■	•	•	•	■	■	■	■	■	•	•
Link	1	■	■	•	•	■	•	■	•	■	■	•	•	•	■	■	■	■	■	•	•
Nitelights	2	■	■	•	•	■	•	■	•	■	■	•	•	•	•	■	■	■	■	■	•
Playground Ⓔ	1	■	■	•	•	■	•	■	•	■	■	•	•	•	■	■	■	■	■	•	•
Redeem	3	■	■	•	•	■	•	■	•	■	■	•	•	•	•	■	■	■	■	•	•
Remix	5	■	■	•	•	■	•	■	•	■	■	•	•	•	■	■	■	■	■	•	•
Retrieve	3	■	■	•	•	■	•	■	•	■	■	•	•	•	•	■	■	■	■	•	•
Silk	5	■	■	•	•	■	•	■	•	■	■	•	•	•	■	■	■	■	■	•	■
Stand In	2	■	■	•	•	■	•	■	•	■	■	•	•	•	•	■	•	■	■	•	•
Steelcut Trio	7	■	■	•	•	■	•	■	•	■	■	•	•	•	■	■	■	■	■	•	•
Texel	3	■	■	•	•	■	•	■	•	■	■	•	•	•	•	■	■	■	•	•	•

Vertical Surface Fabric Matrix

turnstone

	Price Group	Roll Width	turnstone	Bivi	Clipper	Tour Tackboards	Pivot Screen
Abacus Ⓔ	1	66"		■	•	•	•
Alloy	1	66"		•	•	•	•
Ascent	A	59"		•	•	•	•
Bariolage	2	66"		•	•	•	•
Billiard Multi-Use by Designtex	3	54"		■	■	■	■
Boccie	1	66"		•	•	■	•
Bouquet Ⓔ	2	66"		•	•	•	•
Buzz2	1	54"		•	■	■	■
Chainmail	2	66"		•	•	•	•
Charm	1	66"		•	•	•	•
Code	2	66"		■	•	■	•
Cogent: Connect	2	62"		■	■	•	•
Cogent: Trails	2	66"		•	•	•	•
Era	1	66"		•	•	•	•
Flip: Orbit	2	66"		•	•	•	•
Flip: TexHex	2	66"		•	•	•	•
Fresco	2	66"		•	•	•	•
Intersection	2	66"		■	■	•	•
Jacks	1	66"		•	•	•	•
Lapel	1	66"		•	•	•	•
Latch	2	66"		•	•	•	•
Link	1	66"		•	•	•	•
Milano Ⓔ	2	66"		•	•	•	•
New Black: Bruce	1	56"		■	•	•	•
New Black: Harley	2	56"		■	•	•	•
New Black: Henry	1	56"		■	•	•	•
New Black: Jack	2	56"		•	•	•	•
New Black: James	2	56"		■	•	•	•
Optic	1	66"		•	•	•	•
Pianista	1	66"		•	•	•	•
Playground	1	66"		•	•	•	•
Redeem	3	66"		•	•	•	•
Retrieve	3	66"		•	•	•	•
Sprite	A	66"		•	•	•	•
Stencil	2	66"		■	■	■	•
Tinsel	1	66"		•	•	•	•

Legend

- • = Not available
- ■ = Available
- □ = Available with exceptions
- Ⓔ = Established
- ▶ See *Surface Materials* and Specifying pages.

Products that are missing from the matrix are not available with these surface materials.

Fire Code Seating Upholstery Matrix

turnstone

Seating Upholstery: Availability of Fire Code Treatment

Tip: For the most up to date availability information, please check the COM website for testing results on www.steelcase.com

Legend

- • = Not available
- ■ = Available
- □ = Available with exceptions
- ⊡ = Untested
- EL = Elmosoft leather
- L = Leather
- Ⓔ = Established
- ▶ See specification guide for details.

	Price Group	alight Lounge Series - Standard	Bivi Hoodie - Standard	Bivi Rumble Seat - Standard	Buoy	Campfire Big Lamp	Campfire Lounges	cobi Select - Standard	Jack Task Chairs - Standard	Jenny Lounge - Standard	Lincoln Lounge - Standard	Reply Select - Mesh Back - Standard	Scoop - Standard, Upholstered Seat	Shortcut	Tour - Lateral File Cushion - Standard	Uno Select - Standard
Billiard Multi-Use by Designtex	3	•	•	•	•	•	•	•	•	•	•	•	•	•	•	•
Bo Peep	5	•	•	•	■	•	•	•	•	•	•	•	•	•	•	•
Brisa	6	•	•	•	•	•	•	•	•	•	•	•	•	•	•	•
Buzz2	1	•	•	•	■	•	•	•	•	•	•	•	•	•	•	•
Chainmail	2	•	•	•	■	•	•	•	•	•	•	•	•	•	•	•
Cogent: Connect	2	•	•	•	•	•	•	•	•	•	•	•	•	•	•	•
Cogent: Trails	2	•	•	•	•	•	•	•	•	•	•	•	•	•	•	•
Elmosoft Leather	EL	•	•	•	•	•	•	•	•	•	•	•	•	•	•	•
Foundation	2	•	•	•	•	•	•	•	•	•	•	•	•	•	•	•
Gaja - Cradle to Cradle Certified ™	3	•	•	•	•	•	•	•	•	•	•	•	•	•	•	•
Imperma	3	•	•	•	•	•	•	•	•	•	•	•	•	•	•	•
Jacks Ⓔ	1	•	•	•	•	•	•	•	•	•	•	•	•	•	•	•
Turnstone Leather	NA	•	•	•	•	•	•	•	•	•	•	•	•	•	•	•
Steelcase Leather	L	•	•	•	•	•	•	•	•	•	•	•	•	•	•	•
Link	1	•	•	•	•	•	•	•	•	•	•	•	•	•	•	•
Nitelights	2	•	•	•	•	•	•	•	•	•	•	•	•	•	•	•
Playground Ⓔ	1	•	•	•	•	•	•	•	•	•	•	•	•	•	•	•
Redeem	3	•	•	•	•	•	•	•	•	•	•	•	•	•	•	•
Remix	5	•	•	•	•	•	•	•	•	•	•	•	•	•	•	•
Retrieve	3	•	•	•	•	•	•	•	•	•	•	•	•	•	•	•
Stand In	2	•	•	•	•	•	•	•	•	•	•	•	•	•	•	•
Steelcut Trio	7	•	•	•	•	•	•	•	•	•	•	•	•	•	•	•
Texel	3	•	•	•	•	•	•	•	•	•	•	•	•	•	•	•

Understanding Customer's Own Material (COM)

The Customer's Own Material (COM) program allows customers to select textiles that are not offered through the standard Surface Materials program for use on turnstone products.

The COM process consists of seven steps: COM webpage, Testing/Approval, Steelcase to Purchase Service, Pricing, Cutting Direction, Yardage Requirements, and the Purchase Orders.

COM Webpage

- COM webpage features application test results for all COM, Designtex Graded-In, Options Collection and Classics Collection fabrics. The webpage allows you to calculate yardage requirements for most turnstone seating and systems products.
- Access the COM webpage at: *www.steelcase.com*.
  1.888.STEELCASE (1.888.783.3522) or send an e-mail to lineone@steelcase.com.

Application Testing/Approval

- Confirm that the selected COM has been tested and approved for application on a specific product by checking the COM webpage at: *www.steelcase.com*.

COM Application Testing or "approved for application" means the COM fabric has been reviewed for manufacturability using the standard manufacturing techniques to achieve acceptable appearance per Steelcase quality standards.

COM fabric performance, including durability, pilling, color fastness, stretch, splitting, fraying, etc. is not tested by Steelcase. Therefore, COMs are not covered by the Steelcase Warranty. Each COM vendor is responsible for all warranty claims related to fabric performance.

Steelcase reserves the right to reject or reverse any COM approval that does not meet the manufacturing requirements in actual production. COM approval may be rejected or reversed because not all application testing is based on actual production conditions and because some materials vary in fabrication.

- If the COM is approved, you may continue the order process.
- If the COM has failed, you must reselect a fabric.
- If the COM is not listed, that means Steelcase has not tested that fabric on our products.
  Helpful hint: Seating vinyl and leather do not require testing. Customer's own leather is available on Jenny Lounge seating. Customer's own vinyl is available on all seating products that accept Steelcase standard vinyl.
- If your material has not been tested, then send yardage (4.5 yards for seating, 2 yards for vertical surfaces) and submit a completed COM Application Testing Request form to:
  Steelcase Inc.
  Attn: COM Testing
  Door 305
  4060 Eastern Avenue
  Grand Rapids, MI 49508
- To ensure rapid processing, please use the electronic COM Application Testing Request form found on the COM webpage under the "How To Test" tab **or** fax a copy of the COM Testing Request form from the *Surface Materials Reference Manual* to 616.698.4700. **All information on the form is required in order to complete testing. COM tests cannot be performed if information is incomplete. Contact your requested fabric vendor for any missing information.**
- Test results will be returned (by fax or e-mail) in four working days from receipt of fabric and completed form.

COM materials that are approved for application to panel systems might require UL approval after application test approval. UL approval does involve fees and extended lead times.

All vertical surface COMs tested and approved with a content of 100% polyester meet a minimum of class C/UL1286. If class A or B fire rating is indicated, a burn test must be performed. All vertical surface COMs with a blended fabric construction require a UL burn test. For further UL information, contact a COM Consultant at 616.475.2426.
Tip: Jenny Lounge and Campfire Lounge products have a relaxed appearance. With some COMs they may show soft comfort wrinkles upon use.

Steelcase to Purchase Service

The COM program also includes a service to purchase approved COM for our customers for use on turnstone products. Steelcase will facilitate the ordering, scheduling and shipment of COM directly from the suppliers. There are no additional charges for this service.

Steelcase is the only party that may purchase COM for all turnstone products.

In some instances, not all colors in a fabric family are approved. You will be informed of these instances before Steelcase purchases the fabric.

If for some reason the fabric must be ordered directly from the supplier, contact your Steelcase Solutions Fulfillment Team Representative for approval and instructions prior to purchase. The only time the customer can purchase fabric is for testing.

COM Pricing

- Confirm COM is tested and approved.
- Use the COM or COL (Customer's Own Leather) price group found under Surface Materials Options within each product spec guide.
- Calculate yardage required by using the COM Calculator found on the COM webpage at *www.steelcase.com*
  1.888.STEELCASE (1.888.783.3522) or send an e-mail to lineone@steelcase.com.
  Helpful tip: Fabric width, repeat and product quantity and style number are required in order to calculate yardage accurately.
- Add the cost of the fabric to the COM or COL price group.
- The cost of the COM will be shown as a separate line on the acknowledgement.

COM vendors require fabric purchases in half or full yard increments. Therefore, Steelcase will round all final yardage calculations to the half yard.

COL (Customer's Own Leather) is calculated by the square foot, but purchased in hide. The customer is responsible for purchasing the minimum hide requirement.

Base price of chair includes standard fabrics. Steelcase will not allow credit or deduct the cost of the standard fabric when a COM fabric is selected in its place.

Steelcase cannot be held responsible for costs incurred when a COM supplier ships a COM fabric that does not meet Steelcase application standards or for costs incurred for late deliveries when a COM supplier commits to shipping a COM fabric for manufacturing by a specific date and misses that date.

COM Warranty

Steelcase standard warranty does not apply to Designtex or any other COM vendor's fabric.

- Designtex and other COM suppliers are responsible for color consistency within commercial tolerances, abrasion resistance, UV stability, and resistance to soiling and perspiration. These fabrics or vinyls are subject to policies regarding appearance, behavior, and durability that have been established by the fabric supplier. The customer's remedy for a fabric defect is limited to the replacement of the fabric by the supplier. Durability, performance, and fabric defects of COM fabrics are not guaranteed by Steelcase.

Cutting Direction

SEATING:

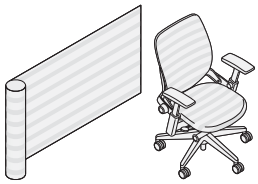

Warp horizontal



Warp vertical

- **Dealers must specify fabric application direction on all COM orders.**
- COMs for seating are most often applied in the warp vertical (downroll, woven way) direction. Some exceptions include patterns with stripes, fabrics that are sampled in the warp horizontal (railroad, across roll) direction, and solid vinyls.

▶See Cutting Direction Guidelines in the *Surface Materials Reference Manual* for more information.

VERTICAL SURFACES:

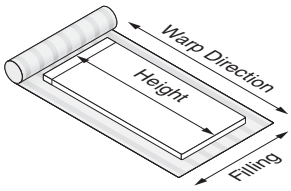

Warp vertical

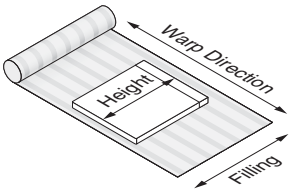

Warp horizontal

- **Dealers must specify fabric application direction on all COM orders.**
- The cutting direction of COMs on vertical surfaces varies by product and sometimes by style number. Please check the COM webpage for the approved cutting direction for your particular COM.

▶See Cutting Direction Guidelines in the *Surface Materials Reference Manual* for more information.

Steelcase cannot guarantee pattern repeat match from product to product. Steelcase also cannot guarantee pattern repeat match within each product listed. (i.e., seat and back, arms to back, etc.)

COM Yardage Requirements

- For the most accurate yardage requirements, visit the Calculator found on the COM webpage or call 1.888.STEELCASE (1.888.783.3522) or send an e-mail to lineone@steelcase.com.
- The Calculator on the COM webpage provides the same yardage requirements used by Steelcase purchasing.

Yardage requirements will change depending on:
–width of fabric
–fabric repeat
–cutting direction
–product style number
–quantity of products being manufactured

- COM vinyl requires upholstering in the railroad cutting direction. Please visit our webpage or call 1.888.STEELCASE (1.888.783.3522) or send an e-mail to lineone@steelcase.com for yardage requirements.
- Certain fabric treatments and backings require additional yardage or yardage minimums. Please contact the supplier for specific information.
- COM fabric vendors require fabric purchases in half- or full-yard increments, and the Steelcase COM calculator will automatically round all final yardage calculations to the half yard.
- Steelcase is the only party who may purchase COMs.

Maintenance and Cleaning

Inspecting and cleaning. Have your chair's upholstery, finishes, controls, base, and other moving parts inspected and cleaned at least once a year.

Cleaning painted and plastic surfaces. Finishes should be cleaned with water and/or a non-abrasive cleaner (such as Formula 409® and Fantastik®).

Maintaining upholstery. Use a vacuum cleaner for regular cleaning. Periodic professional dry cleaning is recommended. Do not steam clean.

Removing excess stains or heavy soil. Soak up excess stain with a cloth. Do not dry the stain completely or it may set. For most water-soluble stains (coffee, fruit juice, washable ink), use an upholstery cleaning solution (such as Bissell® upholstery shampoo or Guardsman Fabri-Kleen® products) and follow directions on package. For oil-borne stains, use a dry cleaning solution at room temperature (never hot) and let solution work into the stain. Use quick, light strokes to brush the stain with a soft bristle brush. Work from outside toward the center to prevent rings. Soak up remaining dry cleaning solution, then sponge the fabric with cool water. Let fabric dry completely; then vacuum thoroughly. If stain is still visible, repeat procedure. Several light applications of cleaning solution are more effective and less damaging than one heavy application.

Formula 409 is a registered trademark of Clorox company. Fantastik is a registered trademark of Dow Consumer Products, Inc. Fabri-Kleen is a registered trademark of Guardsman Chemical. All other marks are marks of their respective owners.

Resources

Lock and Keying Options
Tour and Campfire **614**
Style Number Index **616**

Lock and Keying Options

Tour and Campfire

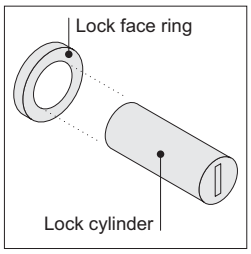

Front-removable lock cylinders can be installed or removed in the field with a special tool. This feature allows you to field install lock cylinders after the furniture is installed.

All locks are designated with key numbers. You can specify a key number; however, if you don't specify a key number, the locks in your order will be keyed random.

Two types of locks are available — the standard keying system (FR series) and the master keying system (XF series). All the locks in the XF series can be opened with a single master key.

Standard Keying

All products are standard keyed random.

Step 1

Furniture will be shipped with a plastic shipping plug. Specify lock cylinder and keying options separately. Only products with factory-installed lock mechanisms can accept lock cylinders in the field.
Tip: Be sure to specify a lock color number (9201 Polished Chrome or 9250 Ember Chrome) for the lock face ring.

Step 2

Order enough lock cylinders to fill each lock location. You must also order a lock tool.
Tip: Lock tools are reusable. You don't need to order additional lock tools with every furniture order.
Lock cylinders and the installation tool will be shipped separately so that you can install the locks when you are ready.

To specify lock cylinders, list the total number of lock cylinders that you want with the appropriate style number. If you are specifying key numbers, list the breakdown of the quantity of each key number.

An example of how your order should look is shown below:
Example:

10	LOCK9201FR FR320
5	LOCK9201FR FR350
15	LOCK9201XF XF1100
30 Total	
1	877102003SR standard lock tool
1	877102002SR master lock tool

Keying Options

Key random means that the locks will be assigned arbitrarily at the factory with key numbers ranging from FR305 to FR454.
Tip: Random keying can mean that different furniture units will have the same key number. If you must have all locks keyed differently, you should specify key numbers for all locks.

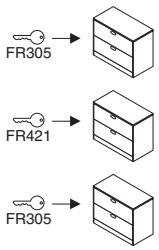

Master key random means that the locks will be assigned arbitrarily at the factory with key numbers ranging from XF1001 to XF1150. All XF locks can be opened with a master key.
Tip: Random keying can mean that different furniture units will have the same key number. If you must have all locks keyed differently, you should specify key numbers for all locks.

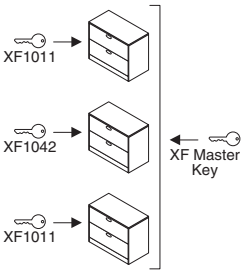

Key specific means that you can specify any key number from FR305 to FR454. This option can be used to key all the furniture units in a workstation or department the same.
Tip: Designate the quantity per key number in your specification when ordering more than one product with the same style number.

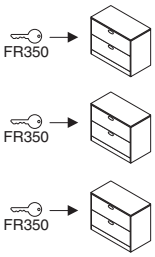

Master key specific means that you can specify any key number from XF1001 to XF1150. All the locks in the XF series can be opened with a master key.
Tip: Designate the quantity per key number in your specification when ordering more than one product with the same style number.

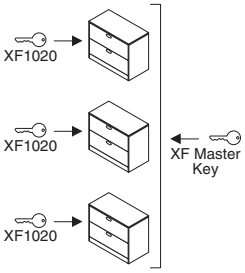

Key consecutive means that you can specify lock numbers in a consecutive order to ensure that no two locks have the same key number until the key sequence repeats. You must select a beginning key number from FR305 to FR454.

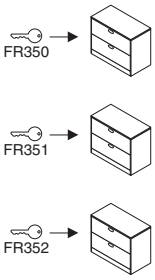

Master key consecutive means that you can specify lock numbers in a consecutive order to ensure that no two locks have the same key number until the key sequence repeats. You must select a beginning key number from XF1001 to XF1150. All the locks in the XF series can be opened with a master key.

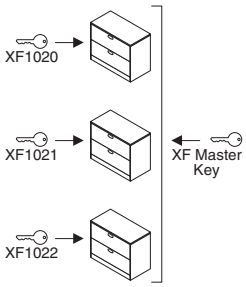

Steelcase
April 2021

Lock Cylinders



Tip: Lock price is included in price of furniture with locks.

Tip: For replacement lock cylinders, refer to Service Parts.

Standard Includes	Required to Specify
• Lock cylinder, keyed random: 9201 Polished Chrome or 9250 Ember Chrome • Two keys	1 Style number 2 Options, if selected (see below)

Options	U.S. Price	Required to Specify
Key specific	No cost	Select key number from FR305–FR454.
Key consecutive	No cost	Specify *key consecutive* and must select beginning key number from FR305–FR454.
Master key random	+$28 each	Specify *master key random.*
Master key specific	+$28 each	Specify key number from XF1001–XF1150.
Master key consecutive	+$28 each	Specify *master key consecutive* and must select beginning key number from XF1001–XF1150.

Tip: You can change lock cylinders in the field by using the appropriate lock tool.

Specification Information		
Color	**Style Number**	**U.S. Base Price**
FR Series (Standard Keying System) – Lock Cylinder		
Polished Chrome	**LOCK9201FR**	No cost
Ember Chrome	**LOCK9250FR**	No cost
Standard Lock Tool		
	877102003SR	$28
XF Series (Master Keying System) – Lock Cylinder		
Polished Chrome	**LOCK9201XF**	No additional cost. Price included in price of furniture with master-keyed locks.
Ember Chrome	**LOCK9250XF**	No additional cost. Price included in price of furniture with master-keyed locks.
Master Lock Tool		
	877102002SR	$28

For Canadian Pricing
Multiply U.S. Price by the Canadian price factor.
▶ See page 1 for details.

Style Number Index

Style Number	Page	Description
877102002SR	615	Master Lock Tool
877102003SR	615	Standard Lock Tool
CDFIS14	552	Freestanding In-Line Document Support
CF1000	559	CF Series Flat Pnl Monitor Arm, Heavy-Duty
CF1000DUALBAR	560	CF Series Max-Dt Monitor Arm Assy w/Dl Brkt
CF1000MDDLP	570	CF Series Dual Dynamic Monitor Arm
CF1000MDDP	569	CF Series Dual Dynamic Monitor Arm
CF1000MSP	567	CF Series Single Dynamic Monitor Arm
CF450	559	CF Series Flat Pnl Monitor Arm, Light-Duty
CF450MDDLP	570	CF Series Dual Dynamic Monitor Arm
CF450MDDP	569	CF Series Dual Dynamic Monitor Arm
CF450MSP	567	CF Series Single Dynamic Monitor Arm
CF500	559	CF Series Light-Duty Monitor Arm
CF500MDDLP	570	CF Series Dual Dynamic Monitor Arm
CF500MDDP	569	CF Series Dual Dynamic Monitor Arm
CF500MSP	567	CF Series Single Dynamic Monitor Arm
CF600	559	CF Series Standard Monitor Arm
CF600MDDLP	570	CF Series Dual Dynamic Monitor Arm
CF600MDDP	569	CF Series Dual Dynamic Monitor Arm
CF600MSP	567	CF Series Single Dynamic Monitor Arm
CF800	559	CF Series Flat Pnl Monitor Arm, Standard
CF800DUALBAR	560	CF Series Max-Dt Monitor Arm Assy w/Dl Brkt
CF800MDDLP	570	CF Series Dual Dynamic Monitor Arm
CF800MDDP	569	CF Series Dual Dynamic Monitor Arm
CF800MSP	567	CF Series Single Dynamic Monitor Arm
CFDHA	565	CF Series Flat Pnl Monitor Pole Mount, Dbl
CFEDARM	562	CF Series Dual Evolution Monitor Arm
CFEDARMCK	563	CF Series Dual Evol Monitor Arm Cnvrsn K
CFESARM	561	CF Series Single Evolution Monitor Arm
CFMDSP	568	CF Series Dual Static Monitor Arm
CFMDSWP	568	CF Series Dual Static Monitor Arm
CFMSP	566	CF Series Single Static Monitor Arm
CFMTSP	571	CF Series Triple Static Monitor Arm
CFMTSWP	571	CF Series Triple Static Monitor Arm
CFSERIESCC	572	CF Series C-clamp
CFSHA	565	CF Series Flat Pnl Monitor Pole Mount, Sgl
CFSPBIVI	573	CF Series Bivi Brkt
CFSPC	573	CF Series Flat Pnl Monitor Brkt
CFSPEDBV	574	CF Series Dual Evolution Bivi Brkt
CFSPESBV	574	CF Series Single Evolution Bivi Brkt
CFSPMODBV	574	CF Series Modular Pole Mount Bivi Brkt
CFSPTM	573	CF Series Flat Pnl Monitor Brkt
CFSTH	572	CF Series Std Tilt Head
CFTR	552	Adjustable Foot Rest
CPRCCN	553	Vertical Non-Locking CPU Cradle
CPRSL	553	Vert Processor Sling, Freestanding
DLKMK	549	Digilock Manager Key
DLKPK	549	Digilock Programming Key
DLKUK	549	Digilock User Key for ADA
DSCW20	543	SOTO Cableway
DSCW30	543	SOTO Cableway
DSDFB	546	SOTO Diag File Box
DSLLB	545	SOTO Landscape Letter Box
DSPB	547	SOTO Personal Box
DSPC	548	SOTO Personal Caddy

Style Number	Page	Description
DSR28	541	28" SOTO Rail
DSR34	541	34" SOTO Rail
DSR40	541	40" SOTO Rail
DSR46	541	46" SOTO Rail
DSR52	541	52" SOTO Rail
DSR58	541	58" SOTO Rail
DSR64	541	64" SOTO Rail
DSRT52	229, 542	52" SOTO Tour Rail
DSRT58	229, 542	58" SOTO Tour Rail
DSRT64	229, 542	64" SOTO Tour Rail
DSSA1410	544	SOTO Shelf
DSSA1410H	544	SOTO Shelf
DSSA143	544	SOTO Shelf
DSSA143H	544	SOTO Shelf
DSSA146	544	SOTO Shelf
DSSA146H	544	SOTO Shelf
DSSA2410	544	SOTO Shelf
DSSA2410H	544	SOTO Shelf
DSSA246	544	SOTO Shelf
DSSA246H	544	SOTO Shelf
DSSA363	544	SOTO Shelf
DSSA363H	544	SOTO Shelf
DSSB	547	SOTO Stg Box Shelf Set of 3
DSSPB	545	SOTO Pile Box
DSTB	545	SOTO Tool Box
DSUB	546	SOTO Utility Box
FPAEC1BIVI	181, 554	Eyesite Sgl Display Support, Ext Crank Adj
FPAEC2BIVI	181, 554	Eyesite Dual Display Support, Ext Crank Adj
FPAELC1BIVI	181, 555	Eyesite Flat Pnl Mon Arm w/Sgl Lptp Sprt
FPAELC2BIVI	182, 555	Eyesite Flat Pnl Mon Arm w/Dual Lptp Sprt
FPCBIVI	182, 556	Eyesite Mounting Brkt, Bivi
FTH	540	Flat Top Hanger
L52319MLGG	551	5" Lift & Lock KB Assy, 19" Pltfrm
L52319MRGG	551	5" Lift & Lock KB Assy, 19" Pltfrm
L523EN10GG	551	5" Lift & Lock KB Assy, Enviro Pltfrm
L72619MLGG	551	7" Lift & Lock KB Assy, 19" Pltfrm
L72619MRGG	551	7" Lift & Lock KB Assy, 19" Pltfrm
L726EN10GG	551	7" Lift & Lock KB Assy, Enviro Pltfrm
LOCK9201FR	615	Lock Cylinder
LOCK9201XF	615	Lock Cylinder
LOCK9250FR	615	Lock Cylinder
LOCK9250XF	615	Lock Cylinder
SE23JP10SF	550	Stella Ext KB Assy, Jules Pltfrm
SE23SL10SA	550	Stella Ext KB Assy, Slider Pltfrm
SS20JP10SF	550	Stella Std KB Assy, Jules Pltfrm
SS20SL10SA	550	Stella Std KB Assy, Slider Pltfrm
TS2ACMH2	172	Bivi Hook
TS2ACMH4	172	Bivi Hook
TS2ACMS	171	Bivi Top Shelf
TS2ACTH	172	Bivi Bottom Shelf
TS2ARCHBH	131	Bivi Bike Hook Arch Mount
TS2ARCHBR	132	Bivi Canopy
TS2ARCHC	132	Bivi Canopy
TS2ARCHMM	131	Bivi Monitor Mount
TS2CTEC	177	Bivi Trough End Cover

Style Number	Page	Description
TS2CTFC	178	Bivi Trough Floor Cover
TS2HOLDER	133	Bivi Holder
TS2MB14	132	Bivi Markerboard
TS2MB30	132	Bivi Markerboard
TS2ORGANIZE	175	Bivi Organizer
TS2PBT2SF	144	Bivi Accessory Base Power-In
TS2PLANTER	133	Bivi Planter
TS2WALLBH	131	Bivi Bike Hook Wall Mount
TS30301	388	Jack Task Chair
TS30302	388	Jack Task Chair
TS30303	390	Jack Task Chair
TS30304	390	Jack Task Chair
TS30305	389	Jack Task Chair
TS30311	388	Jack Task Chair
TS30312	388	Jack Task Chair
TS30313	390	Jack Task Chair
TS30314	390	Jack Task Chair
TS30315	389	Jack Task Chair
TS30321	388	Jack Task Chair
TS30322	388	Jack Task Chair
TS30323	390	Jack Task Chair
TS30324	390	Jack Task Chair
TS30325	389	Jack Task Chair
TS30701	420	Scoop Stool
TS30702	420	Scoop Stool
TS30703	421	Scoop Side Chair
TS30704	421	Scoop Side Chair
TS31201A	408	Shortcut Chair
TS31202B	409	Shortcut Stool
TS31203	416	Shortcut Cushion
TS31204A	411	Shortcut X Base Chair
TS31205B	412	Shortcut X Base Stool
TS31206A	413	Shortcut Wood Chair
TS31207A	415	Shortcut Tripod Base Chair
TS31208A	415	Shortcut Tripod Base Chair
TS31209A	410	Shortcut Chair with Personal Worksurface
TS31401	442	Jenny Chair
TS31401C	442	Jenny Chair
TS31401CH	442	Jenny Chair
TS31401CT	442	Jenny Chair
TS31401H	442	Jenny Chair
TS31401T	442	Jenny Chair
TS31402	446	Jenny Chair
TS31402C	446	Jenny Chair
TS31403	450	Jenny Chair
TS31403C	450	Jenny Chair
TS31403CH	450	Jenny Chair
TS31403CT	450	Jenny Chair
TS31403H	450	Jenny Chair
TS31403T	450	Jenny Chair
TS31404	450	Jenny Chair
TS31404C	450	Jenny Chair
TS31404CH	450	Jenny Chair
TS31404CT	450	Jenny Chair
TS31404H	450	Jenny Chair

Style Number	Page	Description
TS31404T	450	Jenny Chair
TS31405	461	Jenny Ottoman
TS31405C	461	Jenny Ottoman
TS31406	453	Jenny Chair
TS31406C	453	Jenny Chair
TS31407	455	Jenny Chair
TS31407C	455	Jenny Chair
TS31408	459	Jenny Chair
TS31409	457	Jenny Chair
TS31410	461, 476	Alight Ganging Kit
TS31412	463	Club Low
TS31413	465	Round Low
TS31415H	466, 518	Jenny Occasional Table
TS31415L	466, 518	Jenny Occasional Table
TS31416H	466, 518	Jenny Occasional Table
TS31416L	466, 518	Jenny Occasional Table
TS31426	453	Jenny Chair
TS31426C	453	Jenny Chair
TS31428	459	Jenny Chair
TS31438	459	Jenny Chair
TS31601	470	Lincoln Lounge
TS34401	282, 475	Alight Lounge Ottoman
TS34402	475	Alight Corner Ottoman
TS34403	475	Alight Bench Ottoman
TS34410T	476, 519	Alight End Table
TS34411T	476, 519	Alight Coffee Table
TS3BC	268	Campfire Big Lounge
TS3BCS	269	Campfire Big Lounge
TS3BCW	270	Campfire Big Lounge
TS3CRIN60S	279	Campfire Corner Lounge
TS3CRIN60W	281	Campfire Corner Lounge
TS3CRIN90S	275	Campfire Corner Lounge
TS3CRIN90W	277	Campfire Corner Lounge
TS3CROUT60S	279	Campfire Corner Lounge
TS3CROUT60W	281	Campfire Corner Lounge
TS3CROUT90S	275	Campfire Corner Lounge
TS3CROUT90W	277	Campfire Corner Lounge
TS3FR	298	Footrest
TS3GANGING	281	Campfire Ganging Bracket
TS3HL	271	Campfire Half Lounge
TS3HLS	272	Campfire Half Lounge
TS3HLW	273	Campfire Half Lounge
TS3RSH	139	Bivi Hoodie
TS3WG	284	Campfire Wedge
TS4L27PG	235	Post Leg
TS4LSHPG	235	Post Leg
TS4PF	283	Campfire Pouf
TS4TBL	298	Campfire Big Lamp
TS4TL28	285	Campfire Big Table
TS4TL40	285	Campfire Big Table
TS4TLDRW	289	Campfire Table Drawer
TS4TLH28	288	Campfire Big Table—Half-Depth
TS4TLH40	288	Campfire Big Table—Half-Depth
TS4TLP28	287	Campfire Big Table with Grommets
TS4TLP40	287	Campfire Big Table with Grommets

Style Number	Page	Description
TS4TLT28	286	Campfire Big Table with Trough
TS4TLT40	286	Campfire Big Table with Trough
TS4TPST	296	Slim Table
TS4TPSTS48	295	Campfire Standing Height Slim Table
TS4TPSTS60	295	Campfire Standing Height Slim Table
TS4TPT	292	Campfire Paper Table
TS4TPTG	293	Campfire Glass
TS4TPTP	292	Campfire Paper Stack
TS4TPTP4	292	Campfire Paper 4 Stack
TS4TPTP6	292	Campfire Paper 6 Stack
TS4TPWR	300	Campfire Receptacle
TS4TPWR1	300	Campfire Receptacle
TS4TPWRD	300	Campfire Receptacle
TS4TPWRD1	300	Campfire Receptacle
TS4TPWRUSB	300	Campfire Receptacle
TS4TPWRUSB1	300	Campfire Receptacle
TS4TRAIL	289	Campfire Center Rail
TS4TSCRNL	299	Campfire Screen
TS4TSCRNR	299	Campfire Screen
TS4TSLH	290	Campfire Storage Cabinet
TS4TSRH	290	Campfire Storage Cabinet
TS4TST	297	Skate Table
TS4TSWLH	290	Campfire Storage Cabinet Wardrobe
TS4TSWRH	290	Campfire Storage Cabinet Wardrobe
TS4TVWM28	299	Campfire Cord Cover
TS4TVWM40	299	Campfire Cord Cover
TS4TWP	294	Campfire Personal Table
TS4WPERLNGE	489	Simple Lounge Personal Table
TS4WPWR1	512	Simple Single Unit Power Module
TS4WPWR2	513	Simple Double Unit Power Module
TS4WRD	501	Simple Working-Height Round Table
TS4WRDCAFE	510	Simple Café-Height Round Table
TS4WRDLNGE	491	Simple Lounge-Height Round Table
TS4WREC	505	Simple Working-Height Rectangle Table
TS4WRECLNGE	495	Simple Lounge-Height Rectangle Table
TS4WRMGR	514	Simple Wire Manager Kit
TS4WSFTREC	509	Simple Working-Height Soft Rectangle Table
TS4WSFTRECLNGE	499	Simple Lounge-Height Soft Rectangle Table
TS4WSFTSQ	507	Simple Working-Height Soft Square Table
TS4WSFTSQLNGE	497	Simple Lounge-Height Soft Square Table
TS4WSQ	503	Simple Working-Height Square Table
TS4WSQCAFE	511	Simple Café-Height Square Table
TS4WSQLNGE	493	Simple Lounge-Height Square Table
TS5GF3	236	Flip Grommet
TS5LEGCLP	517	Und WS Wire Clips
TS5SKEXT	517	Und WS Skel Wr Mgr
TS5SKLBNE	517	Und WS Skel Wr Mgr
TS5YMB212	516	Screen Bracket
TS5YMB218	516	Screen Bracket
TS5YMB312	516	Screen Bracket
TS5YMB318	516	Screen Bracket
TS5YMBADP	516	Screen Adapter
TS5YSL1218	515	Slatwall Screen
TS5YSL1226	515	Slatwall Screen
TS5YSL1230	515	Slatwall Screen
TS5YSL1236	515	Slatwall Screen
TS5YSL1244	515	Slatwall Screen
TS5YSL1260	515	Slatwall Screen
TS5YTS1218	515	Desk-mounted Screen
TS5YTS1227	515	Desk-mounted Screen
TS5YTS1230	515	Desk-mounted Screen
TS5YTS1236	515	Desk-mounted Screen
TS5YTS1244	515	Desk-mounted Screen
TS5YTS1260	515	Desk-mounted Screen
TS5YTS1818	515	Desk-mounted Screen
TS5YTS1827	515	Desk-mounted Screen
TS5YTS1830	515	Desk-mounted Screen
TS5YTS1836	515	Desk-mounted Screen
TS5YTS1844	515	Desk-mounted Screen
TS5YTS1860	515	Desk-mounted Screen
TS6PVT	320	Pivot Screen
TS6SCRN	312	Clipper Screen
TS8ARCH	129	Bivi Arch
TS8ARCHFILL	135	Bivi Arch Infill
TS8ARCHSIDE	130	Bivi Side Storage
TS8CTCVR	177	Bivi Trough Cover
TS8DATA	140	Bivi Trough-Mounted Data Access
TS8DEPOT	159	Bivi; Storage-Open, Depot
TS8DHLWR	127	Bivi Lower Dual Top
TS8DHSET	128	Bivi Dual Top Set
TS8DHTT	163	Bivi Mini Transaction Top
TS8DHUPR	126	Bivi Upper Dual Top
TS8EHGP	165	Bivi Gallery Panel
TS8EHTT	164	Bivi End Hanging Top
TS8ELCRQ	105	Bivi Ht-Adj Extended Height Desk, C-Leg
TS8ELCRQB	106	Bivi Ht-Adj Extended Height Base, C-Leg
TS8ELHADKIT	117	Bivi Ht-Adj Desk Bundle
TS8ELTRQ	101	Bivi Ht-Adj Desk, T-Leg
TS8ELTRQB	102	Bivi Ht-Adj Extended Height Base, T-Leg
TS8FSL	167	Bivi Lower Footshelf
TS8FSU	168	Bivi Lower Footshelf
TS8HADCBLD	107	Bivi Soft Cable Drop
TS8HADPU	108	Bivi Under Worksurface Utility Power
TS8HADPUAC	109	Bivi Pwr-Util Clamp-On
TS8HADPUACQI	110	Bivi Pwr-Util Clamp-On Qi
TS8HADTQ90T	113	Bivi Ht-Adj 90° Screen
TS8HADUHK	111	Bivi Ht-Adj Utility Hook
TS8HADWRAPT	114	Bivi Wrap Screen
TS8HIGHTT	162	Bivi Transaction Top
TS8HOOKMINI	173	Bivi Mini Hook
TS8HSMREV	134	Bivi High Seat Bracket with Modesty Panel
TS8LEGCVR	176	Bivi Leg Covers
TS8LEGCVR8PK	176	Bivi Leg Covers, 8 Pack
TS8LEGFILL	170	Bivi Leg Infill
TS8LEGMOD	171	Bivi Leg Modesty
TS8MEET	123	Bivi Collaboration Table
TS8MIDTT	162	Mid Transaction Top
TS8P260	145	Bivi Modular Powerway, Two Circuit
TS8P2CHI	145	Bivi Hardwired Pwrwy, Two Circuit, Chicago
TS8P2H	146	Bivi Modular Harness, Two Circuit

Style Number	Page	Description
TS8P4CHI	147	Bivi Chicago Hardwire Box
TS8P4H	152	Bivi Modular Harness, Four Circuit
TS8P4IFH	153	Bivi Pwr Lfd, Four Circuit, Hardwire-to-Modular
TS8P4IFNY	154	Bivi Power Infeed, Four Circuit, New York
TS8P4IFSF	154	Bivi Power Infeed, Four Circuit, San Francisco
TS8P4QUAD	151	Bivi Modular Powerway, Four Circuit
TS8PAPYR	143	Bivi Modular Powerway, Four Circuit
TS8PAREC	142	Bivi Accessory Power - Rectangular
TS8PBS	147	Bivi Modular Power Block - Standard Capacity
TS8PBT2	144	Bivi Power lfd, Two Crct, Hardwire-to-Modular
TS8PFR	149	Bivi Flex Receptacle
TS8PHBC	147	Bivi Power Block
TS8PICVR	155	Bivi Power Infeed Cover
TS8PJFM	155	Bivi Power Infeed Cover
TS8PRCVR	156	Bivi Bezel Receptacle Cover
TS8PRD	148	Bivi Duplex Receptacle
TS8PS1PKREV	141	Bivi Plug and Play Power Strip, Pk of One
TS8PS2PKREV	141	Bivi Plug and Play Power Strip, Pk of Two
TS8PS4PKREV	141	Bivi Plug and Play Power Strip, Pk of Four
TS8PUP	153	Bivi Utility Pole
TS8PUSB	150	Bivi USB Receptacle
TS8RPBSL	170	Bivi Leg
TS8RPCT	169	Bivi Trough
TS8RPFWS	160	Bivi Full Top
TS8RS	137	Bivi Rumble Seat
TS8RSL2	138	Bivi Freestanding Legs
TS8RSTA	138	Bivi Table Frame Attachment Brackets
TS8RW	161	Bivi Half-Round Top
TS8SCREENM	173	Bivi Metal Screen
TS8SCREENTREV	175	Bivi Tackable Screen
TS8SDAF	119	Bivi Table Plus One
TS8SDWF	118	Bivi Table for One
TS8SLCRQ	105	Bivi Ht-Adj Basic Height Desk, C-Leg
TS8SLCRQB	106	Bivi Ht-Adj Basic Height Base, C-Leg
TS8SLHADKIT	117	Bivi Ht-Adj Desk Bundle
TS8SLIMLEG	169	Bivi Slim Leg
TS8SLTRQ	101	Bivi Ht-Adj Extended Height Desk, T-Leg
TS8SLTRQB	102	Bivi Ht-Adj Basic Height Base, T-Leg
TS8STEHL2	158	Bivi Freestanding Legs for Trunk
TS8STEHTA	158	Bivi Table Frame Attachment Brackets
TS8TECHMM	178	Bivi Media Support Mount
TS8TECHSHELF	179	Bivi Media Support Shelf
TS8TECHSHROUD	179	Bivi Media Support Shroud
TS8TECHSY	180	Bivi Media Support System Value Package
TS8THEATER	125	Bivi Team Theater
TS8TMBRAC	166	Bivi Table-Mounted Monitor Arm Brace
TS8TRUNK	157	Bivi Trunk
TS8TTAF	121	Bivi Table Plus Two
TS8TTWF	120	Bivi Table for Two
TSATRC39	236	Reinforcing Channel
TSATRC48	236	Reinforcing Channel
TSATRC57	236	Reinforcing Channel
TSATRC72	236	Reinforcing Channel
TSAVNBC	430	Simple Back Cushion
TSAVNCH	426	Simple Chair

Style Number	Page	Description
TSAVNLC	428	Simple Lounge
TSAVNS1	431	Simple Relaxed Slip Cover
TSAVNS2	432	Simple Tailored Slipcover
TSAVNSC	429	Simple Seat Cushion
TSAVNST	427	Simple Stool
TSBLNBOVM	353	Bassline Oval Table
TSBLNBRDM	352	Bassline Round Table
TSBLNBRSM	352	Bassline Square/Rectangular Table
TSBLNBRTM	353	Bassline Racetrack Table
TSBLNPMOD	370	Bassline Power Module
TSBLNPRND	370	Bassline Round Power Module
TSBLNS1	367	Bassline One Seat Bench
TSBLNS2	369	Bassline Two Seat Bench
TSBLNSTC1	365	Bassline Credenza
TSBLNSTC2	365	Bassline Credenza
TSBLNSTC3	365	Bassline Credenza
TSBLNSTS1	363	Bassline Standing Storage
TSBLNSTS2	363	Bassline Standing Storage
TSBLNSTS3	363	Bassline Standing Storage
TSBLNSTS4	363	Bassline Standing Storage
TSBLNSTS5	363	Bassline Standing Storage
TSBLNT3LEGL	355	Bassline Large Asymmetrical Table
TSBLNT3LEGM	355	Bassline Mediuim Asymmetrical Table
TSBLNT3LEGS	355	Bassline Small Asymmetrical Table
TSBLNTBX	357	Bassline Box Top Tables
TSBLNTBXB	361	Bassline Box Top Table w/Bag Drop
TSBLNTBXC	358	Bassline Box Top Coffee Table
TSBLNTOV	349	Bassline Oval Table
TSBLNTRD	346	Bassline Round Table
TSBLNTRS	345	Bassline Square and Rectangular Table
TSBLNTRT	351	Bassline Racetrack Table
TSBUOY	394	Buoy
TSTECBDP	228	Bench Screen
TSTECBT	228	Bench Trough
TSTECC30	227	Vertical Cord Cover
TSTECC42	227	Vertical Cord Cover
TSTECLAMP	226	Tour Wksf-Mntd Power and Data
TSTECM	225	Horizontal Cord Manager
TSTEGC	227	Tour Vertical Cord Cover Grommet Insert
TSTEP272	218	Tour Powerway
TSTEP2C069	220	Tour Power Jumper
TSTEP2C075	220	Tour Power Jumper
TSTEP2C081	220	Tour Power Jumper
TSTEP2C087	220	Tour Power Jumper
TSTEP2C093	220	Tour Power Jumper
TSTEP2C099	220	Tour Power Jumper
TSTEP2C105	220	Tour Power Jumper
TSTEP2C111	220	Tour Power Jumper
TSTEP2C117	220	Tour Power Jumper
TSTEP2C120	220	Tour Power Jumper
TSTEP2C123	220	Tour Electrical Component
TSTEP2C126	220	Tour Power Jumper
TSTEP2C129	220	Tour Power Jumper
TSTEP2C132	220	Tour Power Jumper
TSTEP2C135	220	Tour Power Jumper

Style Number	Page	Description
TSTEP2C138	220	Tour Power Jumper
TSTEP2C141	220	Tour Power Jumper
TSTEP2C144	220	Tour Power Jumper
TSTEP2C147	220	Tour Power Jumper
TSTEP2C150	220	Tour Power Jumper
TSTEP2C153	220	Tour Power Jumper
TSTEP2C156	220	Tour Power Jumper
TSTEP2C159	220	Tour Power Jumper
TSTEP2C162	220	Tour Power Jumper
TSTEP2C165	220	Tour Power Jumper
TSTEP2C168	220	Tour Power Jumper
TSTEP2C171	220	Tour Power Jumper
TSTEP2C174	220	Tour Power Jumper
TSTEP2C177	221	Tour Power Jumper
TSTEP2C180	221	Tour Power Jumper
TSTEP2C183	221	Tour Power Jumper
TSTEP2C186	221	Tour Power Jumper
TSTEP2C189	221	Tour Power Jumper
TSTEP2C192	221	Tour Power Jumper
TSTEP2C195	221	Tour Power Jumper
TSTEP2C198	221	Tour Power Jumper
TSTEP2C201	221	Tour Power Jumper
TSTEP2C204	221	Tour Power Jumper
TSTEP2C207	221	Tour Power Jumper
TSTEP2C210	221	Tour Power Jumper
TSTEP2C213	221	Tour Power Jumper
TSTEP2C216	221	Tour Power Jumper
TSTEP2C219	221	Tour Power Jumper
TSTEP2C222	221	Tour Electrical Component
TSTEP2C225	221	Tour Power Jumper
TSTEP2C228	221	Tour Power Jumper
TSTEP472	218	Tour Powerway
TSTEP4C096	222	Tour Power Jumper
TSTEP4C102	222	Tour Power Jumper
TSTEP4C108	222	Tour Power Jumper
TSTEP4C114	222	Tour Power Jumper
TSTEP4C120	222	Tour Power Jumper
TSTEP4C126	222	Tour Power Jumper
TSTEP4C132	222	Tour Power Jumper
TSTEP4C138	222	Tour Power Jumper
TSTEP4C144	222	Tour Power Jumper
TSTEP4C147	222	Tour Power Jumper
TSTEP4C150	222	Tour Power Jumper
TSTEP4C153	222	Tour Power Jumper
TSTEP4C156	222	Tour Power Jumper
TSTEP4C159	222	Tour Power Jumper
TSTEP4C162	222	Tour Power Jumper
TSTEP4C165	222	Tour Power Jumper
TSTEP4C168	222	Tour Power Jumper
TSTEP4C171	222	Tour Power Jumper
TSTEP4C174	222	Tour Power Jumper
TSTEP4C177	222	Tour Power Jumper
TSTEP4C180	222	Tour Power Jumper
TSTEP4C183	222	Tour Power Jumper
TSTEP4C186	222	Tour Power Jumper
TSTEP4C189	222	Tour Power Jumper
TSTEP4C192	222	Tour Power Jumper
TSTEP4C195	222	Tour Power Jumper
TSTEP4C198	222	Tour Power Jumper
TSTEP4C201	223	Tour Power Jumper
TSTEP4C204	223	Tour Power Jumper
TSTEP4C207	223	Tour Power Jumper
TSTEP4C210	223	Tour Power Jumper
TSTEP4C213	223	Tour Power Jumper
TSTEP4C216	223	Tour Power Jumper
TSTEP4C219	223	Tour Power Jumper
TSTEP4C222	223	Tour Electrical Component
TSTEP4C225	223	Tour Power Jumper
TSTEP4C228	223	Tour Power Jumper
TSTEP4C231	223	Tour Power Jumper
TSTEP4C234	223	Tour Power Jumper
TSTEP4C237	223	Tour Power Jumper
TSTEP4C240	223	Tour Power Jumper
TSTEP4C243	223	Tour Power Jumper
TSTEP4C246	223	Tour Power Jumper
TSTEP4C249	223	Tour Power Jumper
TSTEP4C252	223	Tour Power Jumper
TSTEP4C255	223	Tour Power Jumper
TSTEPBT2	216	Tour Base Power-In
TSTEPBT230SF	216	Base Power-In
TSTEPBT242SF	216	Base Power-In
TSTEPBT4	217	Tour Base Power-In
TSTEPBT430SF	217	Base Power-In
TSTEPBT442SF	217	Base Power-In
TSTEPC2C	218	Tour Power Connector
TSTEPC2C4	219	Tour Power Connector
TSTERDW	224	Tour Communication Module Pkg
TSTERPDWD	225	Tour Wksf-Mntd Power and Comm Sph
TSTERPDWR	226	Tour Wksf-Mntd Retractable Pwr and Data
TSTERPW	224	Tour Receptacle Pkg
TSTMC3072	214	Counter
TSTMC4272	214	Counter
TSTMCT1818	215	Countertop
TSTMCT1836	215	Countertop
TSTMCT1854	215	Countertop
TSTMCT1872	215	Countertop
TSTMCTN1818	215	Countertop
TSTMCTN1836	215	Countertop
TSTMCTN1854	215	Countertop
TSTMCTN1872	215	Countertop
TSTMHF0970	237	Tour Shelf
TSTMHF2170	237	Tour Shelf
TSTMHF3370	237	Tour Shelf
TSTMHF4570L	237	Tour Shelf
TSTMHF4570R	237	Tour Shelf
TSTMLF0970	237	Tour Shelf
TSTMLF2170	237	Tour Shelf
TSTMLF3370	237	Tour Shelf
TSTMLF4570L	237	Tour Shelf
TSTMLF4570R	237	Tour Shelf

Style Number	Page	Description
TSTPB120	240	Screen Connector
TSTPB120Y	240	Screen Connector
TSTPBCOH2	240	Screen Connector
TSTPBCOH3	240	Screen Connector
TSTPBSH2	240	Screen Connector
TSTPBSH3	240	Screen Connector
TSTPBWT	240	Screen Connector
TSTPL3024	239	Screen
TSTPL3030	239	Screen
TSTPL3036	239	Screen
TSTPL3042	239	Screen
TSTPL3048	239	Screen
TSTPL4224	239	Screen
TSTPL4230	239	Screen
TSTPL4236	239	Screen
TSTPL4242	239	Screen
TSTPL4248	239	Screen
TSTPL4824	239	Screen
TSTPL4830	239	Screen
TSTPL4836	239	Screen
TSTPL4842	239	Screen
TSTPL4848	239	Screen
TSTPL6024	239	Screen
TSTPL6030	239	Screen
TSTPL6036	239	Screen
TSTPL6042	239	Screen
TSTPL6048	239	Screen
TSTSBP1818	243	Bookcase
TSTSBS3618	243	Bookcase
TSTSCHV36	241	HV Cabinet
TSTSCHVD36	242	Shared Environmental HV Cabinet
TSTSFL1518	244	My File
TSTSFL1536	244	My File
TSTSFP4236	245	Pile File
TSTSMB1818	246	Magnetic Markerboard
TSTSMB3618	246	Magnetic Markerboard
TSTSMT0322	246	Magnetic Tackboard
TSTSMT1818	246	Magnetic Tackboard
TSTSMT3618	246	Magnetic Tackboard
TSTT27M	235	Post Leg
TSTT27M4	235	Post Leg
TSTTF1518	234	Worksurface Suppport
TSTTF2724	234	Worksurface Suppport
TSTTF2730	234	Worksurface Suppport
TSTTL2724	234	Worksurface Suppport
TSTTL2730	234	Worksurface Suppport
TSTTPC2W	236	Worksurface Suppport
TSTTPF2W	236	Worksurface Suppport
TSTTPS2W	236	Worksurface Suppport
TSTTT27	235	Worksurface Suppport
TSTTT39	235	Worksurface Suppport
TSTTTZD	236	Worksurface Suppport
TSTWHDR30	233	Tour Worksurface
TSTWHDR36	233	Tour Worksurface
TSTWHR1842	230	Tour Worksurface
TSTWHR1848	230	Tour Worksurface
TSTWHR1854	230	Tour Worksurface
TSTWHR2436	230	Tour Worksurface
TSTWHR2442	230	Tour Worksurface
TSTWHR2448	230	Tour Worksurface
TSTWHR2454	230	Tour Worksurface
TSTWHR2460	230	Tour Worksurface
TSTWHR2466	230	Tour Worksurface
TSTWHR2472	230	Tour Worksurface
TSTWHR3060	230	Tour Worksurface
TSTWHR3066	230	Tour Worksurface
TSTWHR3072	230	Tour Worksurface
TSTWHT2348	231	Tour Worksurface
TSTWHT2354	231	Tour Worksurface
TSTWHT2360	231	Tour Worksurface
TSTWHT2366	231	Tour Worksurface
TSTWHT2372	231	Tour Worksurface
TSTWHT3248	231	Tour Worksurface
TSTWHT3254	231	Tour Worksurface
TSTWHT3260	231	Tour Worksurface
TSTWHT3266	231	Tour Worksurface
TSTWHT3272	231	Tour Worksurface
TSTWHY2436	232	Tour 120° Corner Worksurface
TSTWHY2442	232	Tour 120° Corner Worksurface
TSTWHY2448	232	Tour 120° Corner Worksurface
TSTWLDR30	233	Tour Worksurface
TSTWLDR36	233	Tour Worksurface
TSTWLR1842	230	Tour Worksurface
TSTWLR1848	230	Tour Worksurface
TSTWLR1854	230	Tour Worksurface
TSTWLR2436	230	Tour Worksurface
TSTWLR2442	230	Tour Worksurface
TSTWLR2448	230	Tour Worksurface
TSTWLR2454	230	Tour Worksurface
TSTWLR2460	230	Tour Worksurface
TSTWLR2466	230	Tour Worksurface
TSTWLR2472	230	Tour Worksurface
TSTWLR3060	230	Tour Worksurface
TSTWLR3066	230	Tour Worksurface
TSTWLR3072	230	Tour Worksurface
TSTWLT2348	231	Tour Worksurface
TSTWLT2354	231	Tour Worksurface
TSTWLT2360	231	Tour Worksurface
TSTWLT2366	231	Tour Worksurface
TSTWLT2372	231	Tour Worksurface
TSTWLT3248	231	Tour Worksurface
TSTWLT3254	231	Tour Worksurface
TSTWLT3260	231	Tour Worksurface
TSTWLT3266	231	Tour Worksurface
TSTWLT3272	231	Tour Worksurface
TSTWLY2436	232	Tour 120° Corner Worksurface
TSTWLY2442	232	Tour 120° Corner Worksurface
TSTWLY2448	232	Tour 120° Corner Worksurface
TSTWMP1242	238	Modesty Panel
TSTWMP1248	238	Modesty Panel

▶**Style Number Index,** continued

Style Number	Page	Description
TSTWMP1254	238	Modesty Panel
TSTWMP1260	238	Modesty Panel
TSTWMP1266	238	Modesty Panel
TSTWMP1272	238	Modesty Panel
UNIVERSALSLIDE	572	CF Series Univ Slider Bar Tilt Head
WBHS	536	Binder Holder
WFCS	530	Freestanding Slatwall Stanchions
WHB	537	Hanging Brackets
WHOOK	539	Utility Hook
WLTS	536	Portrait Letter Tray
WPCS	537	Pen/Pencil Cup
WS24	531	12"H Slatwall Tile
WS30	531	12"H Slatwall Tile
WS36	531	12"H Slatwall Tile
WS42	531	12"H Slatwall Tile
WS45	531	12"H Slatwall Tile
WS48	531	12"H Slatwall Tile
WS60	531	12"H Slatwall Tile
WSPS	538	Personal Shelf
WSQS	538	Double Square Dish
WSR24	534	24" SlatRail
WSR30	534	30" SlatRail
WSR36	534	36" SlatRail
WSR42	534	42" SlatRail
WSR48	534	48" SlatRail
WSR60	534	60" SlatRail
WSRFS	533	Freestanding SlatRail Stanchions
WSRU1	535	SlatRail Pnl-Mount Brkts
WSRW	535	SlatRail Wall-Mount Brkts
WSW42AN	532	Slatwall Brkt, 12"H Pnl-Mount
WSWANS	532	Slatwall Brkt, 12"H Pnl-Mount
WSWM	532	Slatwall Brkt, 12"H Wall-Mount
WSWUSA	532	Slatwall Brkt, 12"H Pnl-Mount
WTCS	539	Telephone Caddy

Trademark List

® The following are registered trademarks for products of Steelcase Inc. or one of its related corporate entities: 4 o'clock, 900 Series, à la carte, Airtouch, Ally, Amia, Answer, Archipelago, Avenir, Ballet, Bix, Brayton International, Cachet, Canopy, Canto, Chancellor, Coalesse, Confidante, Context, Convene, CopyCam, Criterion, Crushed Can,Currency, dash, Designtex, Details, Detour, Drive, Elective Elements, Ellipse, Ember Chrome, Emerge, E-Table 2, FYI, Garland, Gentry, Ginkgo Biloba, Groupwork, Ideo, Jacket, Jenny, Jersey, Kart, Kick, LaCosta, Leap, Let's B, LiveBack, Max-Stacker, media:scape, Metro, Migrations, Mitra, Montage, Nurture, Oriana, Parade, Pathways, PCT, Permiso, Player, Portal, Power Pincher, Progeny, Protégé, R2, Rally, Relevant, Reply, Rizzi Arc, Sensor, Series 9000, Siento, Sieste, Sine, Softcare, Springboard, Steelcase, Steelcase Design Partnership, Stella, Stow Davis, Swathmore, Sylvi, TeamWork, Technique, Texpress, Think, Thunder, Topo, Train, turnstone, Underline, Unison, Vecta, Viridian, Walden, Werndl, and X-Stack.

® The following registered trademarks are under license from AWI Licensing Company, Dover, DE: SoundScapes, DuraBrite, BioBlock, and Armstrong.

® The following registered trademarks are under license from Byrne Electrical, Rockford, MI: Interport, Mini-Port, Axil Z, and Ellora.

® The following is a registered trademark of DuPont, Wilmington, DE: Corian.

® The following is a registered trademark of Genlyte Thomas Company, Louisville, KY: Lightolier.

® The following is a registered trademark of Hilti Corporation, FL-9494 Schaan, Principality of Liechtenstein: Hilti.

® The following is a registered trademark of Leviton Manufacturing Company, Little Neck, NY: Decora.

® The following is a registered trademark of Mechanical Plastics Corp, Elmsford, NY: Toggler.

® The following is a registered trademark of Microsoft Corporation, Redmond, WA: Microsoft.

® The following are registered trademarks of Orangebox Ltd., Cardiff, UK: Orangebox.

® The following is a registered trademark of Panduit Corporation, Lockport, IL: Panduit.

® The following is a registered trademark of Trav (Press), Cuneo, Italy: Assisa.

® The following is a registered trademark of Virtual Ink, Boston, MA: mimioActive.

® The following registered trademarks are under license from Wilkhahn Furniture Products: Avera, Senzo, Versal, and Wilkhahn FS.

® The following are registered trademarks of PolyVision Corp: Flow, Motif, PolyVision, Sans, and Serif.

® The following is a registered trademark of Wilsonart International, Temple, TX: Chemsurf.

® The following is a registered trademark of Wiremold, West Hartford, CT: Wiremold.

® The following is a registered trademark of EMU Group S.P.A., Perugia, Italy: EMU.

® The following is a registered trademark of Security People, Inc.: Digilock.

™ The following are trademarks for products of Steelcase Inc. or one of its related corporate entities: Access, Active/Passive Shelf, Ainsley, Akira, Alcove, Alerion, Alight, Amaris, American Elect, American Tradition, ap40, Arbor, Arriva, Asana, Ascot, Aspekt, Astor, Await, Bassline, B-Free, Bira, Bivi, Bixby, Bottomline, Brody, Brook, Buoy, Burton, c:scape, Calla, Calm, Camber, Campfire, Capa, Cappuccino, Cesar, Chester, Chord, Circa, Clarendon, Classic Rectangular, Clipper, cobi, Collaboration, Community, Company, Convey, Cortex, Coupe, Crea, Crew, Cura, Cypress, Davenport, Dearborn, Deck, Déjà, Denizen, Denska, Derby, Divisio, Donovan, Dune, Duo, Echo, Edge, Elbrook, Elsna, Empath, Empress, Enea, ēno, EnSync, Enviro, Escapade, Exchange, Exponents, Field, Flat Top, FlexFrame, Flip Top, Flute, Folio, FrameOne, FreeFlow, Frontier, Galilei, Gesture, Ginger, Ginkgo, Go Wall, Grip, Groove, Hatchback, Hawthorne, Hitch, Host Collection, Hosu, Huddleboard, i2i, Impact, Indy, InfoLink, IOS, I-Solve, Jack, Jarrah, Jetty, Juice, Kami, Kast, Kathryn, Lagunitas, Lark, L'Attitude, LearnLab, Leela, LessThanFive, Lincoln, Linden, LiveSeat, Loria, Lyric, Malibu, Malibu Too, Mansfield, Marathon, Marien152, Martini, Mason, Masque, Migration, Millbrae, Mineral, Mingle, Mistic, Mistic Metal, Mistic Wood, Montara650, Montreal, Move, Nadia, Neighbor, nesso, Nickel, Nikko, Nod, Node, Norfolk, Ology, Ontrak, Oom, Opus, Orchid, Outlook Collection, Ovation, Paloma, Paperflo, Parliament, Pasio, Passerelle, Patriarch, Payback, Peek, Pile File, Pisa, Pool, Potrero415, PUCK, QiVi, Quba, Rave, Reed, Regard, Relay, Reunion, Ripple, Riser, Roam, Rocco, Rocky, RoomWizard, Runner, Satellite, Sawyer, ScapeSeries, Senti, Sentinel, Senza, Sequoia, Session, ShareLink, Shield, Shortcut, Sidewalk, SILQ, Skylar, Slumber, Smoke, Snug, Soft Leaf, Sonata, Sorrel, SOTO, Southside, Stationkits, Steelcase Series, Stiletto, Surprise!, Surround, Switch, Symphony, Sync, TagWizard, Tava, TeamStudio, TeamTheater, Tenaro, Terrazzo, Theorem, Thread, Topaz, Touchdown, Tour, Tower Too, Trees, Trillium, Trolly, tX2, U-Free, Umami, Underscore, Uno, V.I.A., Verb, Verge, Verlay, Victor2, Visalia, Waldorf, Woodruff, Workspring, and X-tenz.

™ The following is a trademark of Microsoft Corporation, Redmond, WA: Windows.

™ The following is a trademark of Rodman Industries, Inc., Oconomowoc, WI: ResinCore1.

™ The following is a trademark of Ultrafabrics, LLC, Elmsford, NY: Ultraleather.

™ The following trademarks are under license from Wilkhahn Furniture products: Cana, Linus, Logon, Picto, Range, Stitz, Thema, Timetable, and Tubis.

™ The following trademark is used under license from Cradle to Cradle Products Innovation Institute, Oakland, CA: Cradle to Cradle Certified.

™ The following trademarks are under license from Walter Knoll: Andoo, Bob, Lazlo, Lox, Ribbon, and Together.

™ The following trademarks are under license from PP Møbler: Bar and Flag Halyard.

™ The following trademarks are under license from Viccarbe: Davos, Holy Day, Last Minute, RS, Sistema, and Wrapp.

™ The following trademarks are under license from Carl Hansen: Elbow, Paddle, Shell, Wing, and Wishbone.

™ The following trademarks are under license from Cambridge Sound Management, LLC, Cambridge, MA: QtPro Soundmasking, Qt Quiet Technology, and Sonet Qt.

™ The following is a trademark of Electri-Cable Assemblies, Shelton, CT: Interact.

™ The following is a trademark of Clestra Hauserman: IRYS.

™ The following is a trademark of Wiesner-Hager Möbel GmbH: Nooi.

™ The following are trademarks of PolyVision: a^3, e^3, Boundri, and Nota.

™ The following is a trademark of Bostock Company, Inc: SnapCab.

™ The following is a trademark of Williams-Sonoma, Inc: West Elm.

™ The following is a trademark of Elena Marquina Testor: nanimarquina.

™ The following is a trademark of Forbo International SA: Forbo.

™ The following are trademarks of Orangebox Ltd., Cardiff, UK: Air^3, Aspect, Avi, Away from the Desk, Border, Campers & Dens, Coppice, Cubb, Kirn, On the QT, Ramsey, Skomer, Sully, Track-B, and Vale.

Trademarks used here in are the property of Steelcase, Inc. or of their respective owners.