

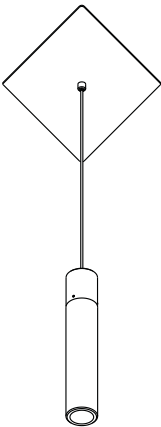


Description:	High efficiency LED decorative pendant mount luminaire with machined aluminum housing and clear acrylic light control lens.		
Lamping:	Single 2 watt LED, 150 lumens, 90 CRI, 2700K (27), 3000K (30), 3500K (35) color temperature options. Color consistent from LED to LED within a 3 step MacAdam ellipse.		
Electrical:	Constant current class 2 driver, 120/277V 50/60Hz, (sold separate). See D8_700 series remote driver spec sheets for details.		
Function:	Canopy and mounting plate provided. Mounts directly to 4" octagonal j-box (by others) 120"(3048mm) suspension cable provided standard. Field adjustable. Blank canopies (BC) optional (sold separate).		
Metal finish:	Clear anodized aluminum (S) Black anodized aluminum (B) Gold anodized aluminum (G) Champagne anodized aluminum (C)		
Light Distribution Optics:	<div></div> <div></div> <div>Clear cylinder diffuse aperture (CD) Satin cylinder diffuse aperture (SD) Clear cylinder concentric aperture (CC)</div>		
Approvals:	Dry locations, approved to UL safety standards for luminaires when used with Archilume D8_700 series drivers.		
Order Code:	P1D-_____-_____-_____ <div><div>27 2700K</div><div>S silver</div><div>CD clear cylinder diffuse aperture</div></div> <div><div>30 3000K</div><div>B black</div><div>SD satin cylinder diffuse aperture</div></div> <div><div>35 3500K</div><div>G gold</div><div>CC clear cylinder concentric aperture</div></div> <div><div>BC blank</div><div>C champagne</div><div>___ leave blank for BC option</div></div>		



12.75" x 7.50"  
324mm x 191mm

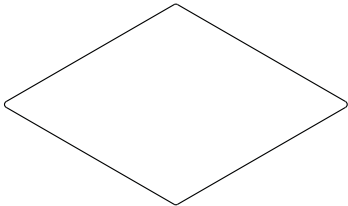


120"  
3048mm  
variable

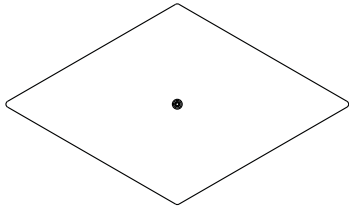
8"  
203mm

Ø 1.50"  
Ø 38mm

Blank Canopy



7.50"  
191mm



12.75"  
324mm

**Description:** Remote Mounted Electronic Driver - Suitable for operation of 1 to 8 Archilume lamp heads. Suitable for remote mounting up to 25 feet.

**Electrical:** 20 watt, 120-277V 50/60Hz input, 700mA constant current class 2 output. Class A sound rating. Short circuit protection. The violet (positive) and the gray (negative) leads provided are for use with 0-10V DC type dimmers and controls.

**Compatible 0-10V dimmers and switches:** Leviton IllumaTech - IP710-DLX  
Lutron Nova T - NTFTV  
Lutron Diva - DVTV  
Lutron Diva - NFTV  
Watt Stoper DCLV1  
Pass and Seymour (Legrand) CD4FB-W

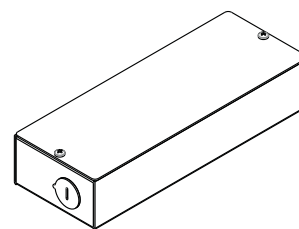
**Compatible dimming control systems:** Lutron GraphicEye - GRX-TVI w GRX3503  
Lutron Energy Savr Node - QSN-4T16-S  
Lutron TVM2 Module  
Crestron GLX-DIMFLV8  
Crestron GLXP-DIMFLV8  
Crestron GLPAC-DIMFLV4-\*  
Crestron GLPAC-DIMFLV8-\*  
Crestron GLPP-DIMFLVEX-PM  
Crestron GLPP-1DIMFLV2EX-PM  
Crestron GLPP-1DIMFLV3EX-PM  
Crestron DIN-AO8  
Crestron DIN-4DIMFLV4  
Crestron CLS-EXP-DIMFLV  
Crestron CLCI-1DIMFLV2EX

**Mounting:** Mounts from inside box with (2) #10 screws (by others). Mounting holes are on the centerline on 6.75" (171mm) centers.

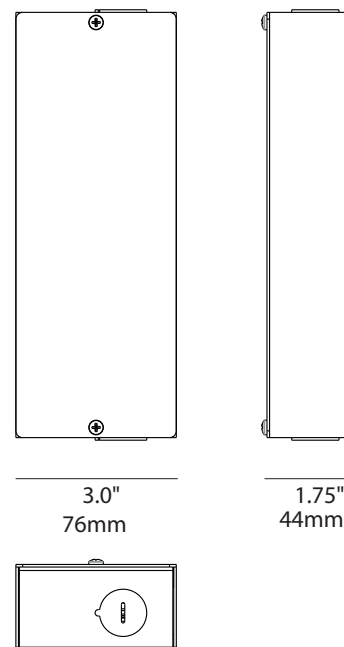
**Remote Box Finish:** Galvanized metal.

**Approvals:** Dry locations, approved to UL safety standards for luminaires.

**Order Code:** D8-700-010



8.0"  
203mm



3.0"  
76mm

1.75"  
44mm