



THE BRAND


Archilume's glare-free luminaires are a revolution in the use of LED lighting due to the use of the total internal reflection (TIR) optical principle. Archilume's unassuming simplicity masks a visionary design that transforms energy-efficient LED lighting into clean, modern luminaires. The dimmable lighting collection includes pendant lights, ceiling chandeliers, and wall sconces as well as customized configurations to create impactful feature lighting installations.

Designed and manufactured in Vancouver, BC, Archilume's manufacturing ethics stem from a principle of maximizing the use of smaller local production facilities to create an inherently energy efficient product with a reduced carbon footprint. This business practice contributes to a healthy local economy with high standards of production quality.

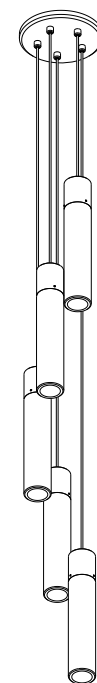
"We have had huge success in building a practice using local manufacturing because of the high standards of quality control we can exercise with our fabrication partners," says Archilume owner and lighting designer, Saleem Khattak. "There are many small manufacturers who do good quality work in British Columbia, and we value keeping this production alive and thriving in our home province."

Archilume captures the principle of total internal reflection and diffusion to create sleek glarefree lights in a sculptural form suited for ultra-modern to heritage-style interiors. The Archilume lighting line is intended for illumination at counter and bar areas, or in clustered formations as chandeliers in hotel lobbies, entrances, lounges and dining areas. The line is versatile and offers the option to order custom configurations.





P5A



Pendant · Indoor



An elegant, three light dimmable LED luminaire providing flattering highlights. Ideal for illumination at counter and bar areas, or in clustered formations creating accent chandeliers in entrance and dining areas. A classic design featuring a clear cylindrical lens with conical light diffuser produces two lighting effects: diffuse illumination, creating pools of light; or concentric highlights, evoking water drops falling on water for a dazzling accent.

Light Source

Single 2 watt LED, 150 lumens, 90 CRI, 2700K warm white color temperature). Color consistent from LED to LED within a 3 step MacAdam ellipse.



P5A

SPECIFICATION



Description: High efficiency LED decorative pendant mount luminaire with machined aluminum housing and clear acrylic light control lens.

Lamping: Single 2 watt LED, 150 lumens, 90 CRI, 2700K (warm white color temperature). Color consistent from LED to LED within a 3 step MacAdam ellipse.

Electrical: Constant current class 2 driver (0-10V dimmable), 120/277V 50/60Hz, 700mA (sold separate). See D8 remote driver spec sheet for details.

Function: Canopy and mounting plate provided. Mounts directly to 4" octagonal j-box (by others) 120"(3048mm) suspension cable provided standard. Field adjustable.

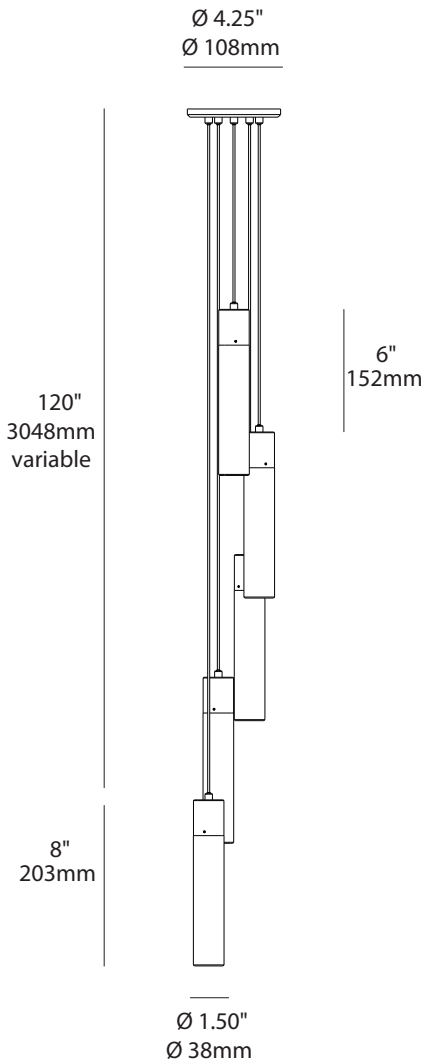
Metal finish: Clear anodized aluminum (Custom anodized finishes available)

Light Distribution Optics:



Diffuse (standard)

Approvals: Dry locations, approved to UL safety standards for luminaires when used with Archilume D8 driver.



Product Symbols

Colour Finishes



Black



Silver



Gold



Champagne

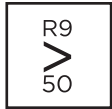
Product Specifications



Dimmable



Color Rendering Index



R9 Value



Approved to UL safety standards

