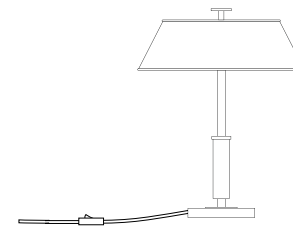



Victor Table & Floor Light

Instruction Manual

US-FT407 - US-FF408



Victor Table Light
US-FT407



Victor Floor Light
US-FF408

Established in 1990, Original BTC manufactures relaxed, familiar lighting for traditional and contemporary homes.
All products are hand-assembled in Oxford from high quality components, produced in the UK.




Victor Table & Floor Light

| 120V ac 60Hz | IP20 |

Adjusting Fitting

US-FT407 Victor Table Light
US-FF408 Victor Floor Light

With its neat shape, chrome detailing, polished edges and gentleman’s club feel, the Victor range of pendant, table and floor lights is distinctive and refined. Pendants and floor lights provide high or eye level illumination, while table lights are ideal for side tables or studies. Available in black, cream and red.

LAMP GUIDANCE				
BASE	SHAPE		TYPE*	WATTAGE**
 E26	 GLS	 BALL	INCANDESCENT ✓ CFL ✓ ECO-HALOGEN ✗ LED ✓	40W MAX 11W n/a 7W
* Warm white (2700k) low energy lamps recommended. ** Wattage value provided as a guide to suitable lamps. Lower wattage than stated may be used.				

Safety Instructions

ENG WARNING – RISK OF FIRE AND ELECTRIC SHOCK.
SUITABLE FOR DRY LOCATIONS ONLY
FR ATTENTION – RISQUE D’INCENDIE, RISQUE DE CHOC.
POUR EMPLACEMENTS SECS SEULEMENT

These instructions are provided for your safety in order to prevent the risk of Fire, Electric shock or Injury. Please retain for future reference. When fitting is in operation, some parts will become hot; take care when using/handling.

- Ensure the lamp type (bulb) and max wattage is followed- do not exceed. Take care not to overtighten the lamp.
- Do not touch the lamp or lamp holder while in operation, as both become very hot.
- Turn off and unplug fitting, leaving lamp to cool before changing lamp. Dispose of old lamps carefully.
- Adjust light fitting only when power to the fitting is off and has been left to cool.
- Never leave a fitting without a lamp in position.
- Keep light fitting away from combustible materials such as soft furnishings.
- Ensure children do not play with the light fitting.
- Ensure the light is positioned on a solid, level and non-slip surface and make sure the position of the cable does not pose a trip hazard.
- If the electrical flexible cable or cord of this luminaire is damaged, it shall be exclusively replaced by the manufacturer or his service agent or a similar qualified person in order to avoid a hazard.
- For use in a dry, indoor environment only. Ensure the fitting does not come into contact with any liquids.

Cleaning and Maintenance

Metal finishes should only be cleaned with a soft, dry cloth. Do not use polishes or abrasives. Switch off power to the fitting before cleaning.

