



# KATERA™ SEATING

## PRICE LIST

January 8, 2020

Updated December 6, 2021

800.424.2432

# Contents

Refer to KI Terms & Conditions document or visit [ki.com](https://ki.com).



# Contents

Refer to KI Terms & Conditions document or visit [ki.com](https://ki.com).

<b>Ordering C.O.M., C.O.L., and C.O.V. and Shipping Location</b>		
	BONDUEL, GREEN BAY, ONTARIO, and TUPELO	3
<b>Katera™</b>	General Information	4
<b>Katera™</b>	Product Color Options	9
	Stack and Guest Chairs	10
	Transport Dolly	14
	Stools	15



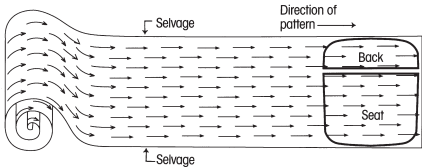
How to Specify C.O.M. Upholstery

Textile designs often have intricate patterns. Not all individuals will interpret fabric direction in the same manner.

As a standard procedure, KI cuts fabrics off the roll in a horizontal fashion as shown in Diagram A at the right. By cutting in this fashion, most waste is eliminated. Our requirements for yardage in this book are based on this type of cutting. When directional or patterned fabrics are used, they often require more yardage than solid colors.

By providing KI with a completely filled-out copy of the form on this page, we will be able to expedite your order. We find it particularly helpful with directional or patterned upholstery material. It is critical that copies of this form accompany test quantities as well as production quantities of C.O.M.

C.O.M. must be supplied in continuous yardage.



C.O.M., C.O.L. and C.O.V. Testing

KI will require for testing actual yardage to upholster one chair. The testing requirements depend on which chair you have selected on your order.

Test samples will be applied to the order and will be held for 6 months if needed. After 6 months, the sample can no longer be applied to your order. For all products to be tested, send test samples for approval to:

**KI**  
**Attn: C.O.M. Specialist**  
**1687 Westminster Drive, Gate 3**  
**Green Bay WI 54302**

To expedite the procedure, attach a copy of the "C.O.M. Information Form" on this page.

All C.O.M., C.O.L. and C.O.V. must be labeled with the purchase order number.

C.O.M., C.O.L. and C.O.V. Production

Customer's fabrics and leathers must be approved prior to acceptance for production. Upon test approval, a 1" square sample swatch of upholstery material must accompany the order. KI assumes no responsibility for wear, defects or performance of customer's own fabrics, vinyl or leather. C.O.M., C.O.L. and C.O.V. orders are available on a deferred delivery basis.

Orders for production of C.O.M., C.O.L. and C.O.V. upholstered products are not scheduled for processing until upholstery material is received. Upon receipt, KI will provide an acknowledgement and an estimated shipping date.

KI recommends that leather be ordered in yardage. Leather must be usable. The outer edges cannot be calculated as square feet or yardage.

The C.O.M., C.O.L. and C.O.V. yardage requirements accompanying products in the pricing section are for 10 chairs/seats or less, 54" wide nondirectional material. On larger orders, less material is required.

For exact production yardage requirements, call 1-800-424-2432, ext. 2707.

**C.O.M., C.O.L. and C.O.V. Order Processing**  
For products shipped from Green Bay, WI facility, ship upholstery material to:

**KI**  
**Attn: C.O.M. Storage**  
**1687 Westminster Drive - Gate 3**  
**Green Bay, WI 54302**

For products shipped from Tupelo, MS facility ship material to:

**KI Tupelo**  
**Attn: C.O.M. Storage**  
**2112 South Green Street**  
**Tupelo, MS 38801**

For products shipped from Bonduel, WI facility, ship material to:

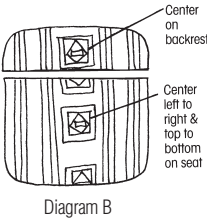
**KI**  
**Attn: C.O.M. Storage**  
**204 West South Street**  
**Bonduel, WI 54107**

For products shipped from Ontario, CA facility, ship material to:

**Avail/Impress/Kismet/Medical & Laboratory Stools/Pilot**  
**Attn: C.O.M. Storage**  
**1110 S. Mildred Ave.**  
**Ontario, CA 91761**

Intricate Patterns

In the event of specific requirements for positioning of intricate patterns or pattern repeats on seats and backrests, provide a sketch noting requirements, as in Diagram B, along with materials for testing, and with the order.



Treated Materials

If C.O.M. requires processing such as Scotchgard® or acrylic backing, it often shrinks. To prevent delays in delivery or back ordering due to shrinkage, please have your processor remeasure after processing and assure adequate yardage shipment.

Split Orders

If a portion of the shipment which does not require C.O.M., C.O.L. or C.O.V. applications is to be processed and shipped early, KI will enter the order immediately at your request. These split shipments are subject to minimum order changes.

Contact the C.O.M. Specialist at 1-800-424-2432, ext. 2707, with questions or to verify a split order.

Excess Upholstery Material

KI will dispose of excess upholstery material at the time of shipment unless expressly requested to return it with the product shipment.

Cancelled or Changed Orders

KI assumes no responsibility for extra C.O.M., C.O.L. or C.O.V. material due to a change of upholstery or cancellation of an order. It is the customer's responsibility to arrange for return of this material.

C.O.M. SHIPPING LOCATION

Architectural Walls

Evoked..... MN  
Genius Walls..... MN

Casegoods

Aristotle Tackboards..... MN  
Likha Tackboards..... MN

Classroom Furniture

Intellect Wave Chairs..... GB  
Learn2..... GB  
Ruckus..... GB

Desking

700 Series Desking..... KP  
Balance Overheads..... MN  
Genesis Desking..... MN  
True Desking..... KP  
Universal Overheads..... MN  
WorkZone Desking..... MN

Files & Storage

700 Series Pedestal Cushion..... GB  
Connection Zone Pads..... BW  
U-Series Pedestal Cushion..... GB  
Tattoo..... BW

Fixed Seating

Concerto Auditorium Seating..... BW  
Single Pedestal Seating..... GB  
Jury Base Seating..... GB  
Lancaster Auditorium Seating..... BW  
Sequence Seating..... GB  
University Seating..... GB

Panel Systems

All Terrain..... KP  
Balance Overheads..... MN

System 3000..... MN  
Universal Overheads..... MN  
Wireworks..... MN  
Unite..... MN

Residence Hall Furniture

RoomScape Furniture..... MN

Screens

All Terrain..... KP  
Connection Zone..... BW  
True/Volition..... KP  
Genesis..... KP  
Tattoo..... MN  
Universal..... BW

Seating

400 Series Folding Chairs..... BW  
600 Series Folding Chairs..... BW  
600 Series Stools..... BW  
Affina Collection..... HN  
Arisa Lounge..... HN  
Altus Task Chairs..... GB  
Apply Stack Chairs..... GB  
Auditorium Folding Chairs..... BW  
Avail Task Chairs..... OM  
Calida Lounge Seating..... HN  
Diem Task Chairs..... OM  
Doni Collection..... GB  
FourC Seating..... GB  
Front Row Seats (Silk Screening)..... BW  
Gladly Lounge Seating..... VQ  
Grazie Seating..... GB  
Hiatus Sleeper Bench..... HN  
Hub Modular Lounge Seating..... HN  
Impress Task Chairs..... OM  
Impress Ultra Task Chairs..... OM  
Jessa Lounge Seating..... HN

Jubilee Lounge Seating..... VQ  
Katera Guest Chair..... GB  
Kurv Benches..... HN  
LaResta Day Beds..... HN  
Lyra Lounge Seating..... HN  
Maestro Stack Chairs..... GB  
Matrix Stack Chairs..... GB  
Medical & Laboratory Stools..... OM  
MyPlace Lounge Seating..... HN  
MyWay Seating..... HN  
Oath Task Chairs and Stools..... GB  
Opt4..... GB  
Perth Guest & Healthcare Seating..... HN  
Pilot Task Chairs..... OM  
Promenade Seating System..... BW  
Ruckus..... GB  
Sela Lounge Seating..... HN  
Sift Task Chairs..... GB  
Soltice Metal Collection..... HN  
Soltice Multiple, Healthcare & Guest..... HN  
Soltice II Healthcare Seating..... HN  
Strive Multiple, Stack & Task..... GB  
Sway..... BW  
Tattoo..... HN  
Tea Cup Lounge Seating..... HN  
Torsion-on-the-Go! Nesting Chairs..... GB  
Torsion Air Stack and Task Seating..... GB  
Torsion Stack and Task Seating..... GB  
Versa Stack Chairs & Stools..... GB

C.O.M., C.O.L and C.O.V. Information Form

A copy of this form should accompany test requests and production orders. Please fill it out completely, and, if your order has been acknowledged, provide the acknowledgement number.

Please see information below and check the appropriate box.

☐ Submitted for testing.

☐ Test approved. Submitted for production.

Purchase Order Number

KI Acknowledgement Number

In all instances, send this form to the C.O.M. Specialist.

☐ A Selvage Top and Bottom



☐ B Selvage Side and Side



**BW**  
KI Bonduel  
Attn: COM Storage  
204 West South St.  
Bonduel, WI 54107

**HN**  
KI High Point  
Attn: COM Storage  
217 Feld Avenue  
High Point, NC 27263

**MN**  
KI Manitowoc  
Attn: COM Storage  
1400 S. 41st St.  
Manitowoc, WI 54220

**VQ**  
KI  
Attn: COM Fabrics  
6892 Marlin Circle  
La Palma, CA 90623

**GB**  
KI Green Bay  
Attn: COM Storage  
1687 Westminster Drive - Gate 3  
Green Bay, WI 54302

**KP**  
KI Pembroke  
Attn: COM Storage  
1000 Olympic Dr.  
Pembroke, Ontario K8A6X7

**OM**  
KI  
Attn: COM Storage  
1110 S. Mildred Ave.  
Ontario, CA 91761



Four-Leg Armless Chair



Four-Leg Arm Chair



Transport Dolly

Features			
Stackable	•	•	
Poly, wood, upholstered seat, upholstered seat/back	•	•	
Ganger Option	•	•	
General Dimensions			
Seat width	16-1/2"	16-1/2"	
Seat depth	17-1/2"	17-1/2"	
Seat height (upholstered add 1/2")	17-3/4"	17-3/4"	
Overall Dimensions			
Width	18-3/4"	23"	23"
Depth	21-3/4"	21-3/4"	32"
Height	31-1/4"	31-1/4"	19"
Arms to Floor		26-3/4"	
Stacking on Dolly			
Overall Width	23"	24-1/2"	
Overall Depth	38"	38"	
Quantity/height-poly	12 Chairs/60-1/2" High	12 Chairs/62" High	
Quantity/height-upholstered	6 Chairs/43" High	6 Chairs/47" High	
Stacking on Floor			
Width	23"	24-1/2"	
Depth	30"	30"	
Quantity/height-poly	6 Chairs/41" High	6 Chairs/41" High	
Quantity/height-upholstered	3 Chairs/37" High	3 Chairs/37" High	



Four-Leg Armless Cafe Stool, 24" Height



Four-Leg Cafe Stool with Arms, 24" Height



Four-Leg Armless Cafe Stool, 30" Height



Four-Leg Cafe Stool with Arms, 30" Height

Features				
Stackable				
Poly, wood, upholstered seat, upholstered seat/back	•	•	•	•
Ganger Option				
General Dimensions				
Seat width	16-1/2"	16-1/2"	16-1/2"	16-1/2"
Seat depth	17-1/2"	17-1/2"	17-1/2"	17-1/2"
Seat height (upholstered add 1")	24"	24"	30"	30"
Overall Dimensions				
Width	18-3/4"	23"	18-3/4"	23"
Depth	23-3/4"	23-3/4"	23-3/4"	23-3/4"
Height	38"	38"	44"	44"
Arms to Floor		33-1/4"		39-1/4"

INFORMATION

C.O.M. Testing and Production Requirements

Not all materials are suitable for upholstering this product. A 1 yd. x 54" sample must be submitted and approved prior to acceptance of an order. If the fabric is directional in pattern or weave, the direction must be indicated on the submitted sample, and additional yardage may be requested.

Test sample must be sent to:

KI  
Attn: C.O.M. Specialist  
2112 South Green Street  
Tupelo, MS 38801

Fabric Disclaimer

Fabric will be applied as swatched by the fabric manufacturer. Fabric that is required to be applied differently than is swatched will need a Product Modification Request written specifying the direction the fabric is to be applied.

INFORMATION

Warranty

Refer to KI Terms & Conditions document or visit [ki.com](http://ki.com)

## subtle curves and sophisticated style



- A. Backrest and seat are designed to follow the curves of the human body, creating built-in contours that fit the user.
- B. Seat and back available in polypropylene, wood or upholstered.
- C. Waterfall front seat edge eliminates pressure points for a long-term sit.
- D. Frame is powdercoated steel or chrome for high strength.
- E. Arms are polypropylene/glass-reinforced material with a steel insert for maximum strength and support for the user.
- F. Arm design provides an open feel and additional room for users of all size.
- G. Polypropylene glide is level with the floor to reduce wear. Available in black to complement any design.
- H. Retractable ganger mounts to underside of chair frame. Gangs with arms or armless. Field installable.
- I. Cafe stools available in 24" and 30" seat heights.

Chair stacks 12-high on dolly and 6-high on floor for easy storage and quick access. Stacks with arms or armless. *Stools do not stack.*

*Tested to 350 pound weight rating. 15-year warranty.*

**Poly Seat & Backrest**

The seat and backrest are injected in polypropylene copolymer with 15% foam. The seat and back each include four locations for attachment to the chair frame.

**Wood Seat & Backrest**

Wood seat and backrest are molded Beech plywood. The seat and back are stained to KI standard specification, then varnished with a UV polyurethane containing and color fading protectant. The seat and back each include four locations for attachment to the chair frame.

**Optional Upholstered Seat & Back**

Seat foam is molded to a nominal 15 mm thickness, attached to an injection-molded polypropylene liner board, then upholstered using a draw string process. Back foam is a nominal 5 mm thickness and is attached to an injection-molded polypropylene liner. The liner and foam are then inserted into an upholstered cover and secured with heat activated glue. The upholstered backs are finished on the lower edge with a black zipper. Attachment method for the upholstered seat and back is the same for poly seats and backs.

**4-Leg Frames**

Legs frames are made from 1.9 mm thick tubular D-shaped ( $\frac{3}{4}$ " x 1") steel. Steel wire and U-channels form the crossmembers. All joints are welded. Aluminum support brackets are inserted in the rear legs and allow the backrest of the chair to be secured. The support bracket hardware is concealed by a polypropylene cap, color matched to the frame paint. When chrome is selected, the caps will be chromed metal.

**Café Stool Frames**

Café Stool models are available in 4-leg frames, and in 24" and 30" seat heights. Frames are equipped with a reinforcing footring made of 17 mm diameter tube, which is welded to the tubular frame and open in the back. Stool models do not stack.

**Frame Finishes**

Frames are finished in either powder-coat paint, or bright nickel-chrome plating. The aluminum back supports are painted to match the frame color and will be polished when chrome plating is chosen.

**Arms**

Optional armrests are available. The armrests are injection-molded glass-reinforced polypropylene matching the frame finish (when frame finish is Chrome, arm color will need to be specified). The front of the arms include a steel insert for greater strength and method of attachment. The front part of the arms are inserted into the front legs of the chair and secured with screws. The rear part of the arms are inserted into the aluminum backrest support and secured with screws.

**Glides**

The leg tubes are capped with D-shaped ( $\frac{7}{8}$ " x  $1\frac{1}{8}$ ") polypropylene end cap glides where legs meet the floor. The four caps are different, depending on the leg in which they are inserted, due to the different shape of each leg. Each cap is numbered and includes notches to differentiate their placement. Cap color is always black. Optional felt glides are the same construction as the polypropylene end caps, but include felt plugs where the cap meets the floor. Polypropylene and felt glides are available on both 4-leg and café stool frames.



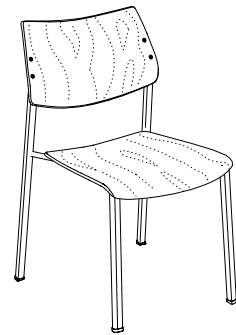
**Gangers**

Optional gangers are available. Gangers are retractable, made of chrome-plated steel wire and are mounted to the underside of the chair frame. Gangers are not available on stool frames.

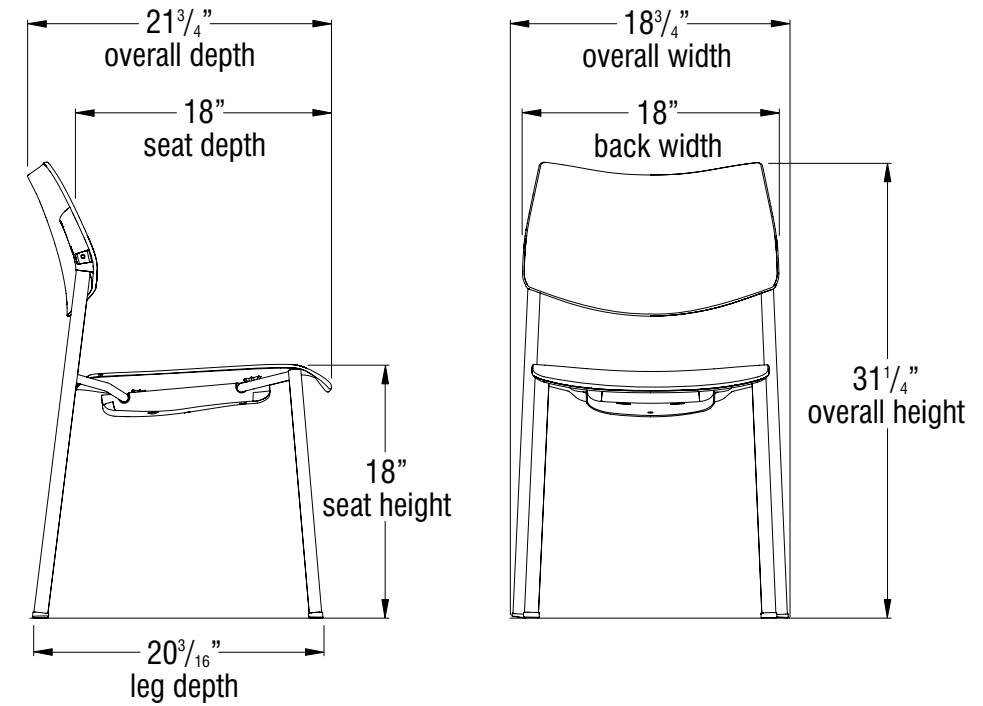
**Transport Dolly**

Frame construction is welded tubular steel with black powder-coated finish and 5" wheels (two swivel and two fixed). All chair styles stack twelve high on a dolly and six high on the floor. Stool models do not stack.



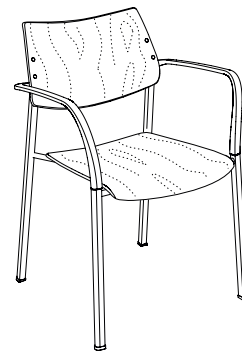
## Katera 4-Leg Armless Chairs

Poly  
ArmlessUpholstered  
ArmlessWood  
Armless

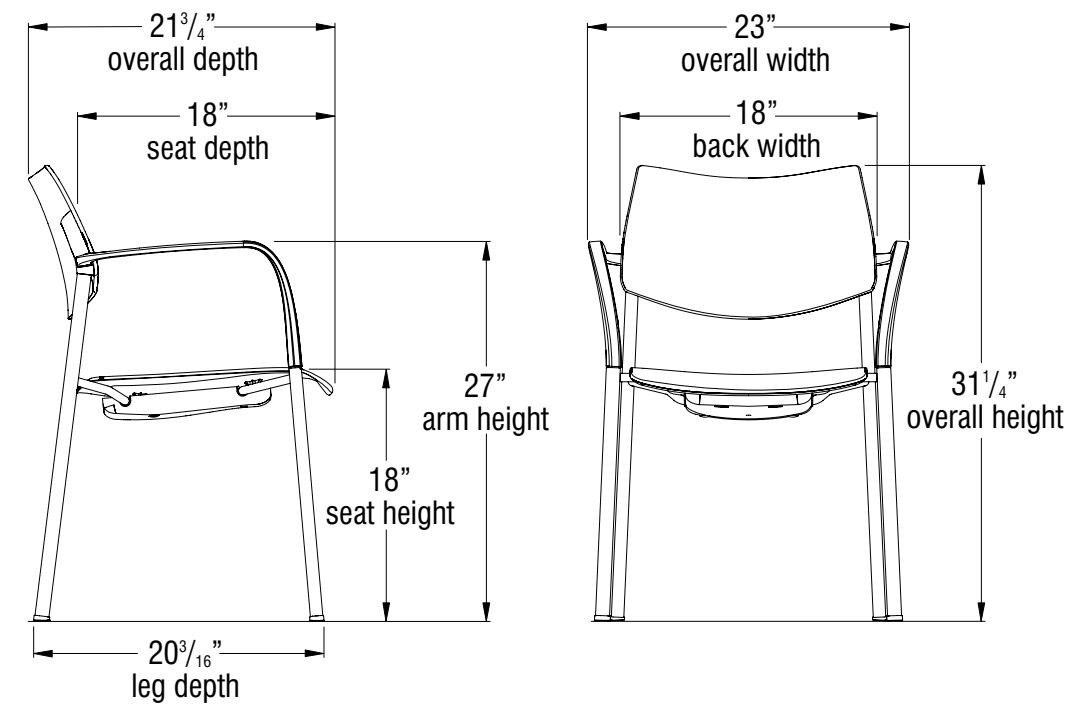
## Katera 4-Leg Armless Chair




## Katera 4-Leg Armchairs

Poly  
ArmchairUpholstered  
ArmchairWood  
Armchair


## Katera 4-Leg Armchair




## Katera 4-Leg 24" High Armless Café Stools



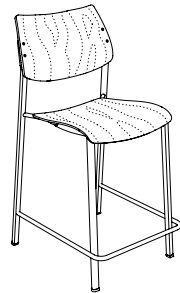
KT410024




KT420024



KT430024

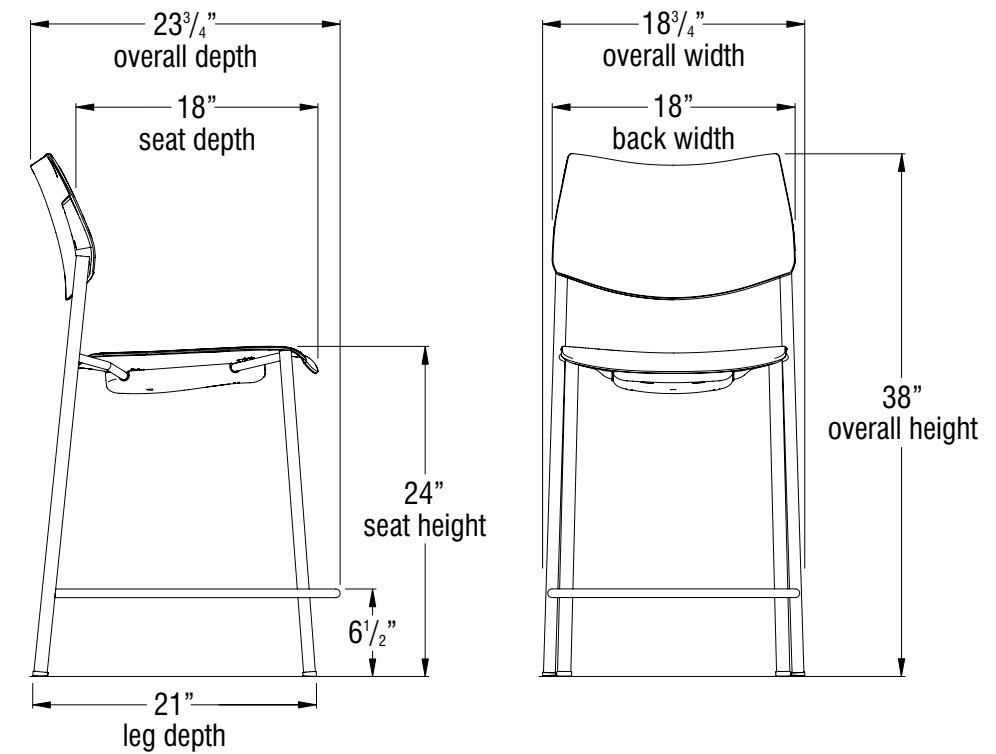


KT4W0024




KT4V0024

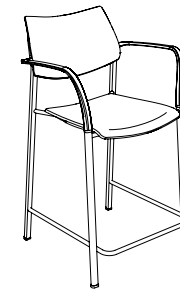
## Katera 4-Leg 24" High Armless Café Stool



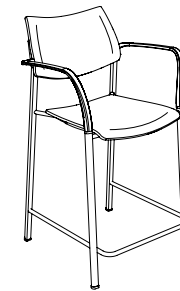
## Katera 4-Leg 24" High Café Stools with Arms



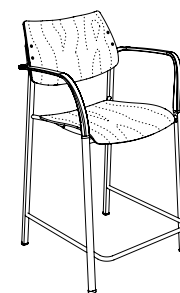
KT411124



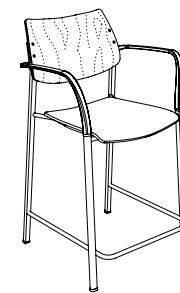
KT421124



KT431124

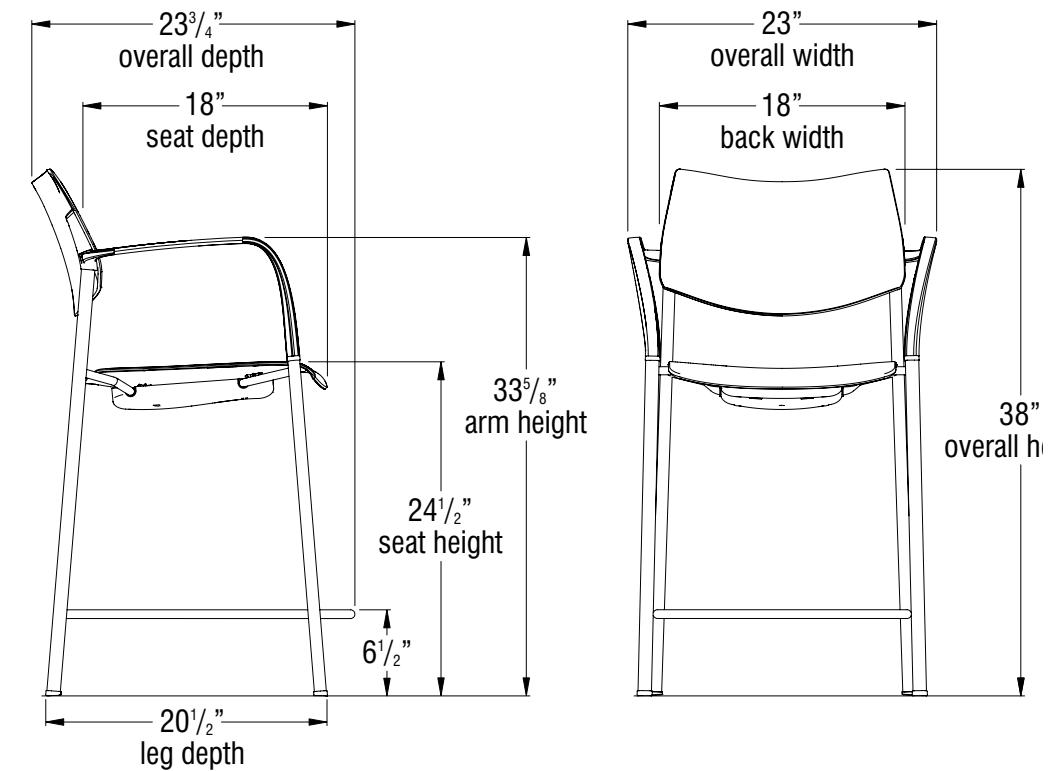


KT4W1124




KT4V1124

## Katera 4-Leg 24" High Café Stool with Arms

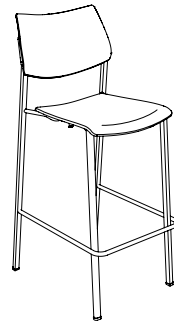





## Katera 4-Leg 30" High Armless Café Stools



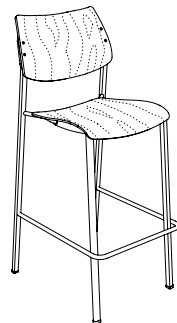
KT410030



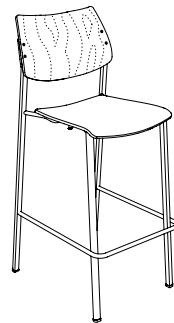
KT420030



KT430030

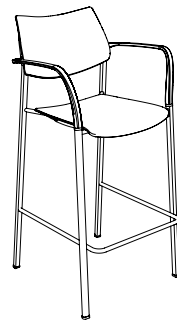


KT4W0024

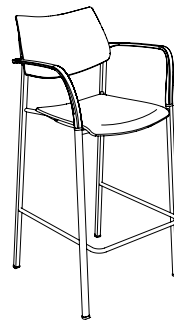


KT4V0030

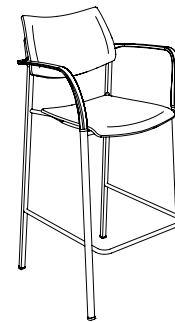
## Katera 4-Leg 30" High Café Stools with Arms



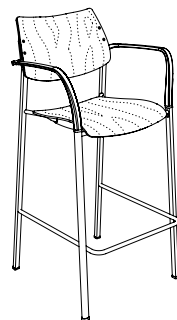
KT411130




KT421130



KT431130

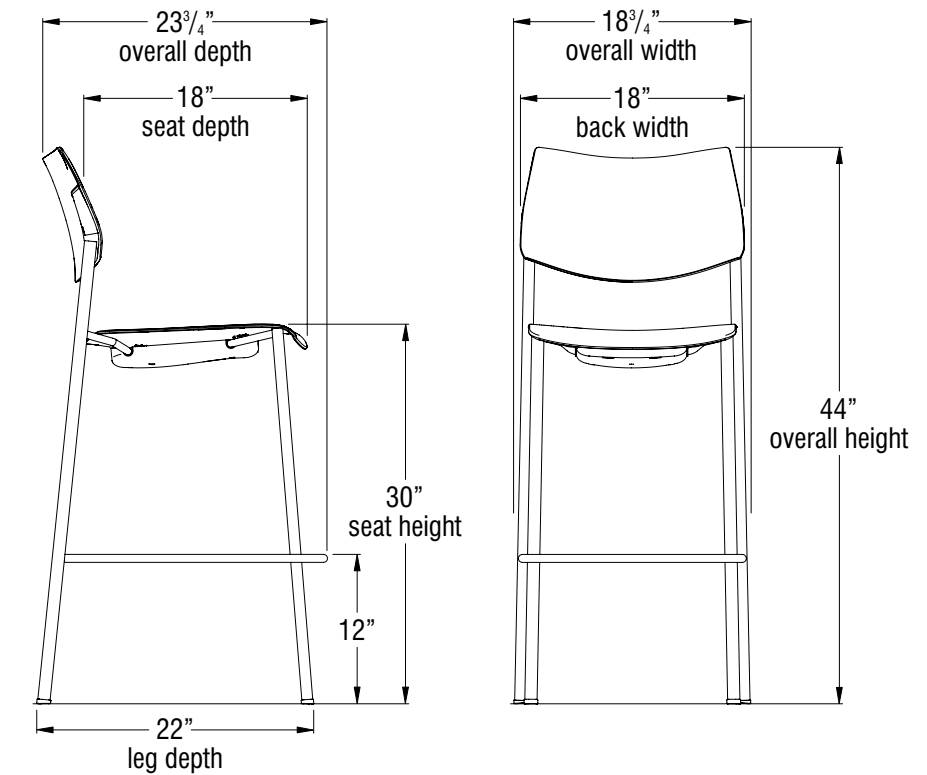


KT4W1130

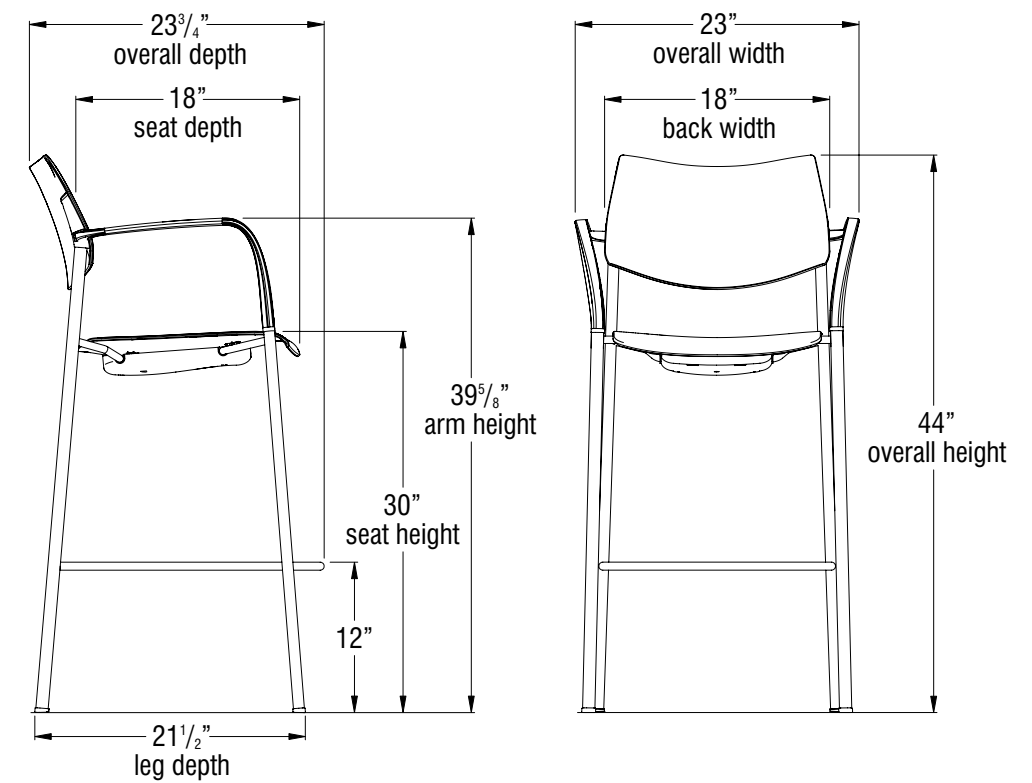


KT4V1130

## Katera 4-Leg 30" High Armless Café Stool



## Katera 4-Leg 30" High Café Stool with Arms







Seat and Back Color - Polypropylene  
Non Flame-Retardant and Flame-Retardant

Black	PBL
Chocolate	PCT
Cool Grey	PCG
Cottonwood	PCO
Poppy Red	PPR
Sky Blue	PSK
Warm Grey	PWG

Seat and Back Finish - Wood

Cherry Storm on Beech	BCX
Cinnamon on Beech	BCN
Cocoa on Beech	BCA
Eclipse Black on Beech	BEB
Florence Walnut on Beech	BFC
Monticello Maple on Beech	BMT
Natural on Beech	BNA
River Cherry on Beech	BRY

Frame/Leg/Arm Finish

Black	BL
Chocolate	CT
Chrome	CH
Cool Grey	CG
Cottonwood	CO
Poppy Red	PR
Sky Blue	SK
Warm Grey	WG

Frame/Leg Only Finish

Chrome	CH
--------	----

Katera is not available with a chrome or polished aluminum arm.  
When a chrome frame is specified, an additional arm color selection is required.

Finish Cards

View color swatches for items listed within this document.

Paints

Wood/Veneer

Molded Edges

Hard Plastics

Plastics/Poly

Laminates

Edge Styles

Glass

Certain options referenced may not be available on GSA Schedule.

KTH1  
KTH2  
KTH3

Indicate the following information on order form:

1. Quantity of each item.
2. Model number, including options. See "How To Build a Model Number".
3. Any special service required.



- The absence of the ☐ indicates that no choice is required.
- Alpha-numeric characters in place of ☐ indicate that no other alternatives are available.

Refer to [ki.com/fabrics](https://www.ki.com/fabrics)

With specially marked information N/C

Specifications and prices are subject to change without prior notice.



			MODEL NUMBER																
			Basic Model	Fire Code	Poly Seat/ Back Color	Frame/ Leg/Arm Finish	Arm Finish (Chrome Frame Only)	Glide Option	Upholstery Color										
										Approx. Packaged Weight	Delivered Pricing	Delivered Pricing Fabric Grade 1 & C.O.M.	Delivered Pricing Fabric Grade 2	Delivered Pricing Fabric Grade 3 & Group 2V Vinyl	Delivered Pricing Pallas Fabric Group P0	Delivered Pricing Pallas Fabric Group P1	Delivered Pricing Pallas Fabric Group P2	Delivered Pricing Pallas Fabric Group P3	
  KT11 KT12 KT13	MODEL	Features																	
		Four-Leg Arm Chair with Glides	Poly Seat/Back	KT1111	□□□	□□□	□□	□□□	□□□		21.0#	\$ 524							
		• Polypropylene or upholstered seat and/or back	Uph Seat/Poly Back	KT1211	□□□	□□□	□□	□□□	□□□	□□□□□	21.0#	N/A	567	585	595	628	659	685	695
		• Frame available in powdercoat steel or chrome	Uph Seat/Back	KT1311	□□□		□□	□□□	□□□	□□□□□	21.0#	N/A	634	653	663	695	727	752	763
		• Arm in polypropylene/glass-reinforced material with steel insert																	
		• Arm matches frame/leg color, except for chrome. Chrome frame requires arm color selection																	
		• Polypropylene glide is level with floor. Available in black																	
		• Stacks 12 high (6 high w/uph) on dolly																	
		• Stacks 6 high (3 high w/uph) on floor																	
		• Tested to 350 pound weight rating																	
  KTH1 KTH2 KTH3		Four-Leg Arm Chair with Glides, Ganging	Poly Seat/Back	KTH111	□□□	□□□	□□	□□□	□□□		21.0#	\$ 595							
		• Ganger mounts to underside of frame	Uph Seat/Poly Back	KTH211	□□□	□□□	□□	□□□	□□□	□□□□□	21.0#	N/A	638	656	666	700	730	755	767
		• Ganger is retractable	Uph Seat/Back	KTH311	□□□		□□	□□□	□□□	□□□□□	21.0#	N/A	705	724	734	767	798	823	834
		• Ganger is field installable																	
		• Ganger is made of chrome-plated steel wire																	
			A	B	C	D	E	F	G										

HOW TO ORDER

Indicate the following information on order form:

- Quantity of each item.
- Model number, including options. See “How To Build a Model Number”.
- Any special service required.

Note:

- The □ indicates that a choice is required.
- The absence of the □ indicates that no choice is required.
- Alpha-numeric characters in place of □ indicate that no other alternatives are available.

HOW TO BUILD A MODEL NUMBER

- A** Select basic model.
- B** Select fire code.  
See Upholstery Information for TB133 upcharge.
- C** Select poly seat/back color.  
Refer to the **Product Color Options** page in this price list.
- D** Select frame/leg/arm finish.  
Refer to the **Product Color Options** page in this price list.  
If chrome frame is selected, arm color selection is required.
- E** Select arm finish (on chrome frame only).  
Refer to the **Product Color Options** page in this price list.  
Select only on chrome frame models.

- F** Select glide option.  
**GFT** - Felt glides  
**GPL** - Plastic glides

- G** Select upholstery grade/color.  
Refer to [ki.com/fabrics](https://www.ki.com/fabrics)

INFORMATION

**Californina TB133 Fire Safety Code**  
For California Technical Bulletin 133 compliant models, add the following upcharge.

Model=Polypropylene  
Added List Price=\$12

Model=Upholstered Seat/Poly Back  
Added List Price=\$60

Model=Upholstered Seat and Back  
Added List Price=\$90

UPHOLSTERY INFORMATION

**C.O.M. Upholstery**  
C.O.M. requirement for less than ten chairs is 1 yard of 54” wide nondirectional fabric. For ten or more chairs with an upholstered seat and back, the requirement is 3/4 yards. For an upholstered seat only, the requirement is 1/2 yards. For complete information on ordering C.O.M. see “Ordering C.O.M., C.O.V. and C.O.L.” section.

SPECIAL SERVICES



Special Carton Marking

With specially marked information N/C

**Shipping**  
Ships **assembled, FOB Tupelo, MS 38804, freight prepaid.** Freight class 125.

Specifications and prices are subject to change without prior notice.



		MODEL NUMBER															
		Basic Model	Fire Code	Wood Finish	Frame/Leg Finish	Glide Option	Upholstery Color										
 KT1W KT1V	<b>MODEL</b>																
	<b>Features</b>																
	Wood Seat/Back	KT1W00		□□□□	□□	□□□		21.0#	\$	702							
	Uph Seat/Wood Back	KT1V00	NFR	□□□□	□□	□□□	□□□□□	21.0#		N/A	744	762	773	806	837	862	873
	<ul style="list-style-type: none"><li>• Wood seat and back with optional upholstered seat</li><li>• Frame available in powdercoat steel or chrome</li><li>• Polypropylene glide is level with floor. Available in black</li><li>• Stacks 12 high (6 high w/uph) on dolly</li><li>• Stacks 6 high (3 high w/uph) on floor</li><li>• Tested to 350 pound weight rating</li></ul>																
 KTHW KTHV	<b>Four-Leg Wood Armless Chair with Glides, Ganging</b>																
	Wood Seat/Back	KTHW00		□□□□	□□	□□□		21.0#	\$	773							
	Uph Seat/Wood Back	KTHV00	NFR	□□□□	□□	□□□	□□□□□	21.0#		N/A	815	833	844	876	908	933	944
	<ul style="list-style-type: none"><li>• Ganger mounts to underside of frame</li><li>• Ganger is retractable</li><li>• Ganger is field installable</li><li>• Ganger is made of chrome-plated steel wire</li></ul>																
		<b>A</b>	<b>B</b>	<b>C</b>	<b>D</b>	<b>E</b>	<b>F</b>										

HOW TO ORDER

Indicate the following information on order form:

1. Quantity of each item.
2. Model number, including options. See “How To Build a Model Number”.
3. Any special service required.

Note:

- The □ indicates that a choice is required.
- The absence of the □ indicates that no choice is required.
- Alpha-numeric characters in place of □ indicate that no other alternatives are available.

HOW TO BUILD A MODEL NUMBER

- A**Select basic model.
- B**Select fire code.

NFR - Compliance to TB 117-2013
- C**Select wood finish.

Refer to the **Product Color Options** page in this price list.
- D**Select frame/leg finish.

Refer to the **Product Color Options** page in this price list.
- E**Select glide option.

GFT - Felt glides

GPL - Plastic glides
- F**Select upholstery grade/color.

Refer to [ki.com/fabrics](#)

INFORMATION

**Californina TB133 Fire Safety Code**  
For California Technical Bulletin 133 compliant models, add the following upcharge.

Model=Polypropylene  
Added List Price=\$12

Model=Upholstered Seat/Poly Back  
Added List Price=\$60

Model=Upholstered Seat and Back  
Added List Price=\$90

UPHOLSTERY INFORMATION

**C.O.M. Upholstery**  
C.O.M. requirement for less than ten chairs is 1 yard of 54” wide nondirectional fabric. For ten or more chairs with an upholstered seat and back, the requirement is 3/4 yards. For an upholstered seat only, the requirement is 1/2 yards. For complete information on ordering C.O.M. see “Ordering C.O.M., C.O.V. and C.O.L.” section.



SPECIAL SERVICES

Special Carton Marking

With specially marked information      N/C

**Shipping**  
Ships **assembled, FOB Tupelo, MS 38804, freight prepaid.** Freight class 125.

Specifications and prices are subject to change without prior notice.

			MODEL NUMBER																
			Basic Model	Fire Code	Wood Finish	Frame/ Leg/Arm Finish	Arm Finish (Chrome Frame Only)	Glide Option	Upholstery Color										
MODEL	Features										Approx. Packaged Weight	Delivered Pricing	Delivered Pricing Fabric Grade 1 & C.O.M.	Delivered Pricing Fabric Grade 2	Delivered Pricing Fabric Grade 3 & Group 2V Vinyl	Delivered Pricing Pallas Fabric Group P0	Delivered Pricing Pallas Fabric Group P1	Delivered Pricing Pallas Fabric Group P2	Delivered Pricing Pallas Fabric Group P3
 KT1W KT1V	<b>Four-Leg Wood Arm Chair with Glides</b>	Wood Seat/Back	KT1W11		□□□□	□□	□□□	□□□			21.0#	\$ 802							
	• Wood seat and back with optional upholstered seat	UpH Seat/Wood Back	KT1V11	NFR	□□□□	□□	□□□	□□□	□□□□□		21.0#	N/A	845	863	873	907	937	962	974
	• Frame available in powdercoat steel or chrome																		
	• Arm in polypropylene/glass-reinforced material with steel insert																		
	• Arm matches frame/leg color, except for chrome. Chrome frame requires arm color selection																		
	• Polypropylene glide is level with floor. Available in black																		
	• Stacks 12 high (6 high w/uph) on dolly																		
	• Stacks 6 high (3 high w/uph) on floor																		
	• Testedd to 350 pound weight rating																		
 KTHW KTHV	<b>Four-Leg Wood Arm Chair with Glides, Ganging</b>	Wood Seat/Back	KTHW11		□□□□	□□	□□□	□□□			21.0#	\$ 873							
	• Ganger mounts to underside of frame	UpH Seat/Wood Back	KTHV11	NFR	□□□□	□□	□□□	□□□	□□□□□		21.0#	N/A	916	934	944	978	1008	1033	1045
	• Ganger is retractable																		
	• Ganger is field installable																		
	• Ganger is made of chrome-plated steel wire																		
			A	B	C	D	E	F	G										

Indicate the following information on order form:

1. Quantity of each item.
2. Model number, including options. See "How To Build a Model Number".
3. Any special service required.

- The ☐ indicates that a choice is required.
- The absence of the ☐ indicates that no choice is required.
- Alpha-numeric characters in place of ☐ indicate that no other alternatives are available.

- A** Select basic model.
- B** Select fire code.  
NFR - Compliance to TB 117-2013
- C** Select wood finish.  
Refer to the **Product Color Options** page in this price list.
- D** Select frame/leg/arm finish.  
Refer to the **Product Color Options** page in this price list.  
If chrome frame is selected, arm color selection is required.
- E** Select arm finish (on chrome frame only).  
Refer to the **Product Color Options** page in this price list.  
Select only on chrome frame models.
- F** Select glide option.  
GFT - Felt glides  
GPL - Plastic glides

**G** Select upholstery grade/color.  
Refer to [\*\*ki.com/fabrics\*\*](http://ki.com/fabrics)

**California TB133 Fire Safety Code**  
For California Technical Bulletin 133 compliant models, add the following upcharge.

Model=Polypropylene  
Added List Price=\$12

Model=Upholstered Seat/Poly Back  
Added List Price=\$60

Model=Upholstered Seat and Back  
Added List Price=\$90

**C.O.M. Upholstery**  
C.O.M. requirement for less than ten chairs is 1 yard of 54" wide nondirectional fabric. For ten or more chairs with an upholstered seat and back, the requirement is 3/4 yards. For an upholstered seat only, the requirement is 1/2 yards. For complete information on ordering C.O.M. see "Ordering C.O.M., C.O.V. and C.O.L." section.

## Special Carton Marking

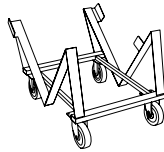
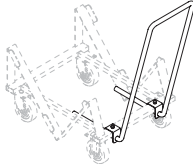
With specially marked information N/C

## Shipping

**Ships assembled, FOB Tupelo, MS 38804,  
freight prepaid. Freight class 125.**

Specifications and prices are subject to change without prior notice.



MODEL	MODEL NUMBER			
	Basic Model	Approx. Packaged Weight	Delivered Pricing	
 <b>Transport Dolly</b> <ul style="list-style-type: none"><li>• Can accomdate up to 12 chairs</li><li>• Easy maneuverability with 5" casters: two fixed, two swivel</li><li>• Black powder-coated finish</li></ul>	KCD.BL	31.0#	\$ 455	
HRDPT				
 <b>Universal Dolly Handle</b> <ul style="list-style-type: none"><li>• Field installable</li><li>• Provides convenient handle for relocat-ing dolly when empty or loaded</li><li>• Overall dolly height with handle is 37"</li></ul>	UDH.BL	8.0#	\$ 184	
HRDPT				

A

HOW TO ORDER

Indicate the following information on order form:

1. Quantity of each item.
2. Model number, including options. See “How To Build a Model Number”.
3. Any special service required.

Note:

- The ☐ indicates that a choice is required.
- The absence of the ☐ indicates that no choice is required.
- Alpha-numeric characters in place of ☐ indicate that no other alternatives are avail-able.

HOW TO BUILD A MODEL NUMBER

A Select basic model.

SPECIAL SERVICES


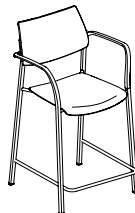
Special Carton Marking

With specially marked information      N/C

**Shipping**  
Ships **assembled, FOB Tupelo, MS 38804, freight prepaid.** Freight class 125.

Specifications and prices are subject to change without prior notice.



			MODEL NUMBER																
			Basic Model	Fire Code	Poly Seat/Back Color	Frame/Leg/Arm Finish	Arm Finish (Chrome Frame Only)	Glide Option	Upholstery Color	Approx. Packaged Weight	Delivered Pricing	Delivered Pricing Fabric Grade 1 & C.O.M.	Delivered Pricing Fabric Grade 2	Delivered Pricing Fabric Grade 3 & Group 2V Vinyl	Delivered Pricing Pallas Fabric Group P0	Delivered Pricing Pallas Fabric Group P1	Delivered Pricing Pallas Fabric Group P2	Delivered Pricing Pallas Fabric Group P3	
 KT41 KT42 KT43	<b>Four-Leg Armless Cafe Stools with Glides, 24” Height</b> <ul style="list-style-type: none"><li>• Polypropylene or upholstered seat and/or back</li><li>• Frame available in powdercoat steel or chrome</li><li>• Polypropylene glide is level with floor. Available in black</li><li>• Tested to 350 pound weight rating</li><li>• 24” H stool specified for use with 36” H tables</li><li>• Stool does not stack</li></ul>	Poly Seat/Back	KT410024	<input type="checkbox"/> <input type="checkbox"/> <input type="checkbox"/>	<input type="checkbox"/> <input type="checkbox"/> <input type="checkbox"/>	<input type="checkbox"/>		<input type="checkbox"/> <input type="checkbox"/> <input type="checkbox"/>		30.0#	\$ 686								
		Uph Seat/Poly Back	KT420024	<input type="checkbox"/> <input type="checkbox"/> <input type="checkbox"/>	<input type="checkbox"/> <input type="checkbox"/> <input type="checkbox"/>	<input type="checkbox"/>		<input type="checkbox"/> <input type="checkbox"/> <input type="checkbox"/>	<input type="checkbox"/> <input type="checkbox"/> <input type="checkbox"/> <input type="checkbox"/> <input type="checkbox"/>	30.0#	N/A	728	747	756	790	821	846	857	
		Uph Seat/Back	KT430024	<input type="checkbox"/> <input type="checkbox"/> <input type="checkbox"/>		<input type="checkbox"/>		<input type="checkbox"/> <input type="checkbox"/> <input type="checkbox"/>	<input type="checkbox"/> <input type="checkbox"/> <input type="checkbox"/> <input type="checkbox"/> <input type="checkbox"/>	30.0#	N/A	833	851	862	895	925	952	962	
 KT41 KT42 KT43	<b>Four-Leg Cafe Stool with Arm and Glides, 24” Height</b> <ul style="list-style-type: none"><li>• Polypropylene or upholstered seat and/or back</li><li>• Frame available in powdercoat steel or chrome</li><li>• Polypropylene glide is level with floor. Available in black</li><li>• Arm in polypropylene/glass-reinforced material with steel insert</li><li>• Arm matches frame/leg color, except for chrome. Chrome frame requires arm color selection</li><li>• Tested to 350 pound weight rating</li><li>• 24” H stool specified for use with 36” H tables</li><li>• Stool does not stack</li></ul>	Poly Seat/Back	KT411124	<input type="checkbox"/> <input type="checkbox"/> <input type="checkbox"/>	<input type="checkbox"/> <input type="checkbox"/> <input type="checkbox"/>	<input type="checkbox"/>	<input type="checkbox"/> <input type="checkbox"/> <input type="checkbox"/>	<input type="checkbox"/> <input type="checkbox"/> <input type="checkbox"/>		30.0#	\$ 786								
		Uph Seat/Poly Back	KT421124	<input type="checkbox"/> <input type="checkbox"/> <input type="checkbox"/>	<input type="checkbox"/> <input type="checkbox"/> <input type="checkbox"/>	<input type="checkbox"/>	<input type="checkbox"/> <input type="checkbox"/> <input type="checkbox"/>	<input type="checkbox"/> <input type="checkbox"/> <input type="checkbox"/>	<input type="checkbox"/> <input type="checkbox"/> <input type="checkbox"/> <input type="checkbox"/> <input type="checkbox"/>	30.0#	N/A	828	847	857	891	921	946	958	
		Uph Seat/Back	KT431124	<input type="checkbox"/> <input type="checkbox"/> <input type="checkbox"/>		<input type="checkbox"/>	<input type="checkbox"/> <input type="checkbox"/> <input type="checkbox"/>	<input type="checkbox"/> <input type="checkbox"/> <input type="checkbox"/>	<input type="checkbox"/> <input type="checkbox"/> <input type="checkbox"/> <input type="checkbox"/> <input type="checkbox"/>	30.0#	N/A	896	915	924	958	989	1014	1026	
			<b>A</b>	<b>B</b>	<b>C</b>	<b>D</b>	<b>E</b>	<b>F</b>	<b>G</b>										

HOW TO ORDER

Indicate the following information on order form:

1. Quantity of each item.
2. Model number, including options. See “How To Build a Model Number”.
3. Any special service required.

Note:

- The ☐ indicates that a choice is required.
- The absence of the ☐ indicates that no choice is required.
- Alpha-numeric characters in place of ☐ indicate that no other alternatives are available.

HOW TO BUILD A MODEL NUMBER

**A**Select basic model.

**B**Select fire code.

**C**Select poly seat/back color.

**D**Select frame/leg/arm finish.

**E**Select arm finish (on chrome frame only).

**F**Select glide option.

**G**Select upholstery grade/color.

**GFT** - Felt glides

**GPL** - Plastic glides

**NFR** - Compliance to TB 117-2013

**FR** - Compliance to TB 133

See Upholstery Information for TB133 upcharge.

Refer to the **Product Color Options** page in this price list.

Refer to the **Product Color Options** page in this price list.

If chrome frame is selected, arm color selection is required.

Refer to the **Product Color Options** page in this price list.

Select only on chrome frame models.

INFORMATION

**Californina TB133 Fire Safety Code**  
For California Technical Bulletin 133 compliant models, add the following upcharge.

Model=Polypropylene  
Added List Price=\$12

Model=Upholstered Seat/Poly Back  
Added List Price=\$60

Model=Upholstered Seat and Back  
Added List Price=\$90

UPHOLSTERY INFORMATION

**C.O.M. Upholstery**  
C.O.M. requirement for less than ten chairs is 1 yard of 54” wide nondirectional fabric. For ten or more chairs with an upholstered seat and back, the requirement is 3/4 yards. For an upholstered seat only, the requirement is 1/2 yards. For complete information on ordering C.O.M. see “Ordering C.O.M., C.O.V. and C.O.L.” section.

SPECIAL SERVICES



**Special Carton Marking**  
With specially marked information N/C

**Shipping**  
Ships **assembled, FOB Tupelo, MS 38804, freight prepaid.** Freight class 125.

Specifications and prices are subject to change without prior notice.





			MODEL NUMBER																
			Basic Model	Fire Code	Poly Seat/Back Color	Frame/Leg/Arm Finish	Arm Finish (Chrome Frame Only)	Glide Option	Upholstery Color										
MODEL	Features									Approx. Packaged Weight	Delivered Pricing	Delivered Pricing Fabric Grade 1 & C.O.M.	Delivered Pricing Fabric Grade 2	Delivered Pricing Fabric Grade 3 & Group 2V Vinyl	Delivered Pricing Pallas Fabric Group P0	Delivered Pricing Pallas Fabric Group P1	Delivered Pricing Pallas Fabric Group P2	Delivered Pricing Pallas Fabric Group P3	
 KT41 KT42 KT43	<b>Four-Leg Armless Cafe Stools with Glides, 30" Height</b>	Poly Seat/Back	KT410030	<input type="checkbox"/> <input type="checkbox"/> <input type="checkbox"/>	<input type="checkbox"/> <input type="checkbox"/> <input type="checkbox"/>	<input type="checkbox"/> <input type="checkbox"/>		<input type="checkbox"/> <input type="checkbox"/> <input type="checkbox"/>		35.0#	\$ 686								
	<ul style="list-style-type: none"><li>• Polypropylene or upholstered seat and/or back</li><li>• Frame available in powdercoat steel or chrome</li><li>• Polypropylene glide is level with floor. Available in black</li><li>• Tested to 350 pound weight rating</li><li>• 30" H stool specified for use with 42" H tables</li><li>• Stool does not stack</li></ul>	Uph Seat/Poly Back	KT420030	<input type="checkbox"/> <input type="checkbox"/> <input type="checkbox"/>	<input type="checkbox"/> <input type="checkbox"/> <input type="checkbox"/>	<input type="checkbox"/> <input type="checkbox"/>		<input type="checkbox"/> <input type="checkbox"/> <input type="checkbox"/>	<input type="checkbox"/> <input type="checkbox"/> <input type="checkbox"/> <input type="checkbox"/> <input type="checkbox"/> <input type="checkbox"/>	35.0#	N/A	728	747	756	790	821	846	857	
		Uph Seat/Back	KT430030	<input type="checkbox"/> <input type="checkbox"/> <input type="checkbox"/>		<input type="checkbox"/> <input type="checkbox"/>		<input type="checkbox"/> <input type="checkbox"/> <input type="checkbox"/>	<input type="checkbox"/> <input type="checkbox"/> <input type="checkbox"/> <input type="checkbox"/> <input type="checkbox"/> <input type="checkbox"/>	35.0#	N/A	833	851	862	895	925	952	962	
 KT41 KT42 KT43	<b>Four-Leg Cafe Stools with Arm and Glides, 30" Height</b>	Poly Seat/Back	KT411130	<input type="checkbox"/> <input type="checkbox"/> <input type="checkbox"/>	<input type="checkbox"/> <input type="checkbox"/> <input type="checkbox"/>	<input type="checkbox"/> <input type="checkbox"/>	<input type="checkbox"/> <input type="checkbox"/> <input type="checkbox"/> <input type="checkbox"/> <input type="checkbox"/> <input type="checkbox"/>	<input type="checkbox"/> <input type="checkbox"/> <input type="checkbox"/> <input type="checkbox"/> <input type="checkbox"/> <input type="checkbox"/>		35.0#	\$ 786								
	<ul style="list-style-type: none"><li>• Polypropylene or upholstered seat and/or back</li><li>• Frame available in powdercoat steel or chrome</li><li>• Polypropylene glide is level with floor. Available in black</li><li>• Arm in polypropylene/glass-reinforced material with steel insert</li><li>• Arm matches frame/leg color, except for chrome. Chrome frame requires arm color selection</li><li>• Tested to 350 pound weight rating</li><li>• 30" H stool specified for use with 42" H tables</li><li>• Stool does not stack</li></ul>	Uph Seat/Poly Back	KT421130	<input type="checkbox"/> <input type="checkbox"/> <input type="checkbox"/>	<input type="checkbox"/> <input type="checkbox"/> <input type="checkbox"/>	<input type="checkbox"/> <input type="checkbox"/>	<input type="checkbox"/> <input type="checkbox"/> <input type="checkbox"/> <input type="checkbox"/> <input type="checkbox"/> <input type="checkbox"/>	<input type="checkbox"/> <input type="checkbox"/> <input type="checkbox"/> <input type="checkbox"/> <input type="checkbox"/> <input type="checkbox"/>	<input type="checkbox"/> <input type="checkbox"/> <input type="checkbox"/> <input type="checkbox"/> <input type="checkbox"/> <input type="checkbox"/>	35.0#	N/A	828	847	857	891	921	946	958	
		Uph Seat/Back	KT431130	<input type="checkbox"/> <input type="checkbox"/> <input type="checkbox"/>		<input type="checkbox"/> <input type="checkbox"/>	<input type="checkbox"/> <input type="checkbox"/> <input type="checkbox"/> <input type="checkbox"/> <input type="checkbox"/> <input type="checkbox"/>	<input type="checkbox"/> <input type="checkbox"/> <input type="checkbox"/> <input type="checkbox"/> <input type="checkbox"/> <input type="checkbox"/>	<input type="checkbox"/> <input type="checkbox"/> <input type="checkbox"/> <input type="checkbox"/> <input type="checkbox"/> <input type="checkbox"/>	35.0#	N/A	896	915	924	958	989	1014	1026	
		<b>A</b>	<b>B</b>	<b>C</b>	<b>D</b>	<b>E</b>	<b>F</b>	<b>G</b>											

HOW TO ORDER

Indicate the following information on order form:

1. Quantity of each item.
2. Model number, including options. See “How To Build a Model Number”.
3. Any special service required.

Note:

- The ☐ indicates that a choice is required.
- The absence of the ☐ indicates that no choice is required.
- Alpha-numeric characters in place of ☐ indicate that no other alternatives are available.

HOW TO BUILD A MODEL NUMBER

**A**Select basic model.

**B**Select fire code.

**C**Select poly seat/back color.

**D**Select frame/leg/arm finish.

**E**Select arm finish (on chrome frame only).

**F**Select glide option.

**G**Select upholstery grade/color.

**GFT** - Felt glides

**GPL** - Plastic glides

**NFR** - Compliance to TB 117-2013

**FR** - Compliance to TB 133

See Upholstery Information for TB133 upcharge.

Refer to the **Product Color Options** page in this price list.

Refer to the **Product Color Options** page in this price list.

If chrome frame is selected, arm color selection is required.

Refer to the **Product Color Options** page in this price list.

Select only on chrome frame models.

INFORMATION

**Californina TB133 Fire Safety Code**  
For California Technical Bulletin 133 compliant models, add the following upcharge.

Model=Polypropylene  
Added List Price=\$12

Model=Upholstered Seat/Poly Back  
Added List Price=\$60

Model=Upholstered Seat and Back  
Added List Price=\$90

UPHOLSTERY INFORMATION

**C.O.M. Upholstery**  
C.O.M. requirement for less than ten chairs is 1 yard of 54” wide nondirectional fabric. For ten or more chairs with an upholstered seat and back, the requirement is 3/4 yards. For an upholstered seat only, the requirement is 1/2 yards. For complete information on ordering C.O.M. see “Ordering C.O.M., C.O.V. and C.O.L.” section.

SPECIAL SERVICES

Special Carton Marking

With specially marked information N/C

**Shipping**  
Ships **assembled, FOB Tupelo, MS 38804, freight prepaid.** Freight class 125.

Specifications and prices are subject to change without prior notice.

[illegible]

Indicate the following information on order form:

1. Quantity of each item.
2. Model number, including options. See "How To Build a Model Number".
3. Any special service required.

- The ☐ indicates that a choice is required.
- The absence of the ☐ indicates that no choice is required.
- Alpha-numeric characters in place of ☐ indicate that no other alternatives are available.

- A** Select basic model.
- B** Select fire code.  
**NFR** - Compliance to TB 117-2013
- C** Select wood finish.  
Refer to the **Product Color Options** page in this price list.
- D** Select frame/leg/arm finish.  
Refer to the **Product Color Options** page in this price list.  
If chrome frame is selected, arm color selection is required.
- E** Select arm finish (on chrome frame only).  
Refer to the **Product Color Options** page in this price list.  
Select only on chrome frame models.
- F** Select glide option.  

<b>GFT</b>	- Felt glides
<b>GPL</b>	- Plastic glides

**G** Select upholstery grade/color.  
Refer to [\*\*ki.com/fabrics\*\*](http://ki.com/fabrics)

**California TB133 Fire Safety Code**  
For California Technical Bulletin 133 compliant models, add the following upcharge.

Model=Polypropylene  
Added List Price=\$12

Model=Upholstered Seat/Poly Back  
Added List Price=\$60

Model=Upholstered Seat and Back  
Added List Price=\$90

**C.O.M. Upholstery**  
C.O.M. requirement for less than ten chairs is 1 yard of 54" wide nondirectional fabric. For ten or more chairs with an upholstered seat and back, the requirement is 3/4 yards. For an upholstered seat only, the requirement is 1/2 yards. For complete information on ordering C.O.M. see "Ordering C.O.M., C.O.V. and C.O.L." section.

## Special Carton Marking

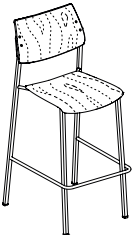
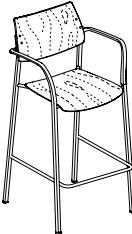
With specially marked information N/C

## Shipping

**Ships assembled, FOB Tupelo, MS 38804, freight prepaid. Freight class 125.**

Specifications and prices are subject to change without prior notice.



		MODEL NUMBER															
		Basic Model	Fire Code	Wood Finish	Frame/Leg/Arm Finish	Arm Finish (Chrome Frame Only)	Glide Option	Upholstery Color									
 KT4W KT4V	<b>MODEL</b>	<b>Features</b>							Approx. Packaged Weight	Delivered Pricing	Delivered Pricing Fabric Grade 1 & C.O.M.	Delivered Pricing Fabric Grade 2	Delivered Pricing Fabric Grade 3 & Group 2V Vinyl	Delivered Pricing Pallas Fabric Group P0	Delivered Pricing Pallas Fabric Group P1	Delivered Pricing Pallas Fabric Group P2	Delivered Pricing Pallas Fabric Group P3
	<b>Four-Leg Wood Armless Cafe Stools with Glides, 30” Height</b>	Wood Seat/Back	KT4W0030	<input type="checkbox"/> <input type="checkbox"/> <input type="checkbox"/> <input type="checkbox"/>	<input type="checkbox"/> <input type="checkbox"/>		<input type="checkbox"/> <input type="checkbox"/> <input type="checkbox"/>		35.0#	\$ 964							
		Uph Seat/Wood Back	KT4V0030	NFR	<input type="checkbox"/> <input type="checkbox"/> <input type="checkbox"/> <input type="checkbox"/>	<input type="checkbox"/> <input type="checkbox"/>		<input type="checkbox"/> <input type="checkbox"/> <input type="checkbox"/> <input type="checkbox"/> <input type="checkbox"/> <input type="checkbox"/>	35.0#	N/A	1006	1025	1034	1068	1099	1124	1136
 KT4W KT4V	<b>Four-Leg Wood Cafe Stools with Arm and Glides, 30” Height</b>	Wood Seat/Back	KT4W1130	<input type="checkbox"/> <input type="checkbox"/> <input type="checkbox"/> <input type="checkbox"/>	<input type="checkbox"/> <input type="checkbox"/>	<input type="checkbox"/> <input type="checkbox"/> <input type="checkbox"/> <input type="checkbox"/>	<input type="checkbox"/> <input type="checkbox"/> <input type="checkbox"/> <input type="checkbox"/>		35.0#	\$ 1065							
		Uph Seat/Wood Back	KT4V1130	NFR	<input type="checkbox"/> <input type="checkbox"/> <input type="checkbox"/> <input type="checkbox"/>	<input type="checkbox"/> <input type="checkbox"/>	<input type="checkbox"/> <input type="checkbox"/> <input type="checkbox"/> <input type="checkbox"/>	<input type="checkbox"/> <input type="checkbox"/> <input type="checkbox"/> <input type="checkbox"/> <input type="checkbox"/> <input type="checkbox"/>	35.0#	N/A	1106	1125	1136	1168	1199	1225	1236
		<b>A</b>	<b>B</b>	<b>C</b>	<b>D</b>	<b>E</b>	<b>F</b>	<b>G</b>									

HOW TO ORDER

Indicate the following information on order form:

- Quantity of each item.
- Model number, including options. See “How To Build a Model Number”.
- Any special service required.

Note:

- The ☐ indicates that a choice is required.
- The absence of the ☐ indicates that no choice is required.
- Alpha-numeric characters in place of ☐ indicate that no other alternatives are available.

HOW TO BUILD A MODEL NUMBER

- A**Select basic model.
- B**Select fire code.  
NFR - Compliance to TB 117-2013
- C**Select wood finish.  
Refer to the **Product Color Options** page in this price list.
- D**Select frame/leg/arm finish.  
Refer to the **Product Color Options** page in this price list.  
If chrome frame is selected, arm color selection is required.
- E**Select arm finish (on chrome frame only).  
Refer to the **Product Color Options** page in this price list.  
Select only on chrome frame models.
- F**Select glide option.  
GFT - Felt glides  
GPL - Plastic glides
- G**Select upholstery grade/color.  
Refer to [ki.com/fabrics](#)

INFORMATION

**Californina TB133 Fire Safety Code**  
For California Technical Bulletin 133 compliant models, add the following upcharge.

Model=Polypropylene  
Added List Price=\$12

Model=Upholstered Seat/Poly Back  
Added List Price=\$60

Model=Upholstered Seat and Back  
Added List Price=\$90

UPHOLSTERY INFORMATION

**C.O.M. Upholstery**  
C.O.M. requirement for less than ten chairs is 1 yard of 54” wide nondirectional fabric. For ten or more chairs with an upholstered seat and back, the requirement is 3/4 yards. For an upholstered seat only, the requirement is 1/2 yards. For complete information on ordering C.O.M. see “Ordering C.O.M., C.O.V. and C.O.L.” section.

SPECIAL SERVICES

Special Carton Marking

With specially marked information N/C

**Shipping**  
Ships **assembled, FOB Tupelo, MS 38804, freight prepaid.** Freight class 125.

Specifications and prices are subject to change without prior notice.

1330 Bellevue Street  
P.O. Box 8100  
Green Bay, WI 54308-8100  
800.424.2432  
ki.com

KI and Furnishing Knowledge are registered  
trademarks of Krueger International, Inc.

© 2020 Krueger International, Inc.  
All Rights Reserved.  
Code KI-PLW-000079/KI/PDF



Furnishing Knowledge®