

PRODUCT SPECIFICATIONS

Katera™ 4-Leg Chair & Café Stools

August 2020

TECHNICAL SPECIFICATIONS

Poly Seat & Backrest

The seat and backrest are injected in polypropylene copolymer with 15% foam. The seat and back each include four locations for attachment to the chair frame.

Wood Seat & Backrest

Wood seat and backrest are molded Beech plywood. The seat and back are stained to KI standard specification, then varnished with a UV polyurethane containing and color fading protectant. The seat and back each include four locations for attachment to the chair frame.

Optional Upholstered Seat & Back

Seat foam is molded to a nominal 15 mm thickness, attached to an injection-molded polypropylene liner board, then upholstered using a draw string process. Back foam is a nominal 5 mm thickness and is attached to an injection-molded polypropylene liner. The liner and foam are then inserted into an upholstered cover and secured with heat activated glue. The upholstered backs are finished on the lower edge with a black zipper. Attachment method for the upholstered seat and back is the same for poly seats and backs.

4-Leg Frames

Legs frames are made from 1.9 mm thick tubular D-shaped ($\frac{3}{4}$ " x 1") steel. Steel wire and U-channels form the crossmembers. All joints are welded. Aluminum support brackets are inserted in the rear legs and allow the backrest of the chair to be secured. The support bracket hardware is concealed by a polypropylene cap, color matched to the frame paint. When chrome is selected, the caps will be chromed metal.

Café Stool Frames

Café Stool models are available in 4-leg frames, and in 24" and 30" seat heights. Frames are equipped with a reinforcing footring made of 17 mm diameter tube, which is welded to the tubular frame and open in the back. Stool models do not stack.

Frame Finishes

Frames are finished in either powder-coat paint, or bright nickel-chrome plating. The aluminum back supports are painted to match the frame color and will be polished when chrome plating is chosen.

Arms

Optional armrests are available. The armrests are injection-molded glass-reinforced polypropylene matching the frame finish (when frame finish is Chrome, arm color will need to be specified). The front of the arms include a steel insert for greater strength and method of attachment. The front part of the arms are inserted into the front legs of the chair and secured with screws. The rear part of the arms are inserted into the aluminum backrest support and secured with screws.

Glides

The leg tubes are capped with D-shaped ($\frac{7}{8}$ " x $1\frac{1}{8}$ ") polypropylene end cap glides where legs meet the floor. The four caps are different, depending on the leg in which they are inserted, due to the different shape of each leg. Each cap is numbered and includes notches to differentiate their placement. Cap color is always black. Optional felt glides are the same construction as the polypropylene end caps, but include felt plugs where the cap meets the floor. Polypropylene and felt glides are available on both 4-leg and café stool frames.

Gangers

Optional gangers are available. Gangers are retractable, made of chrome-plated steel wire and are mounted to the underside of the chair frame. Gangers are not available on stool frames.



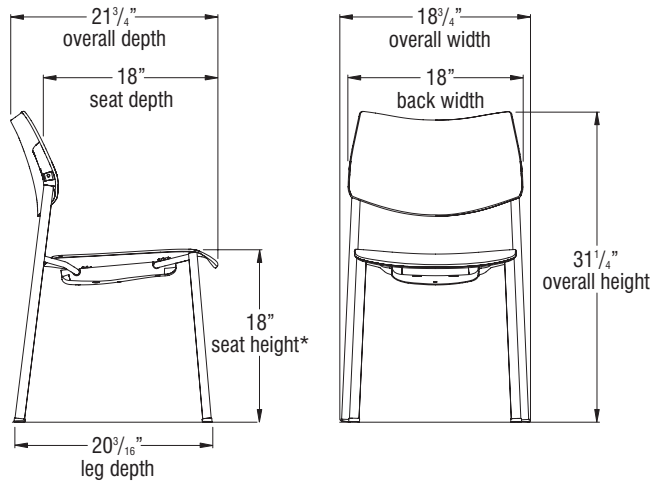
TECHNICAL SPECIFICATIONS

Transport Dolly

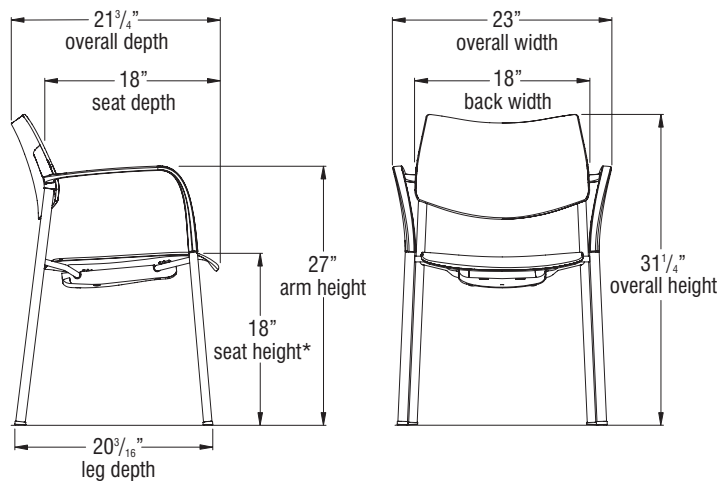
Frame construction is welded tubular steel with black powder-coated finish and 5" wheels (two swivel and two fixed). All chair styles stack twelve high on a dolly and six high on the floor. Stool models do not stack.

DIMENSIONS

Katera 4-Leg Armless Chair



Katera 4-Leg Armchair



*Upholstery adds $\frac{1}{2}"$ to seat height.

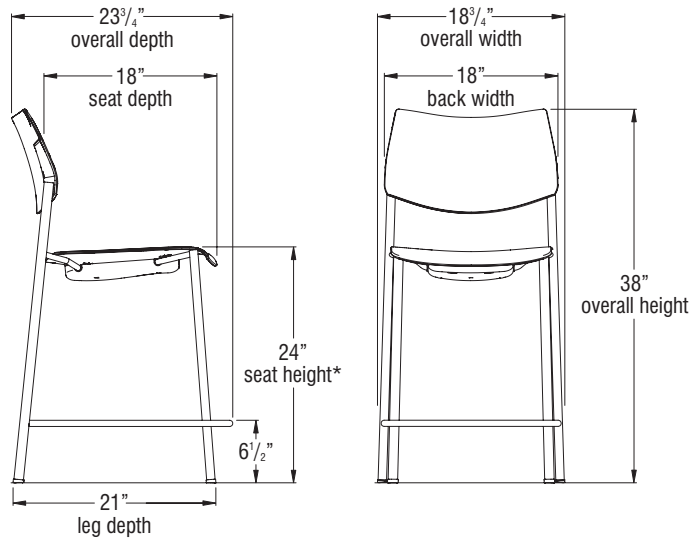
CODE COMPLIANCE



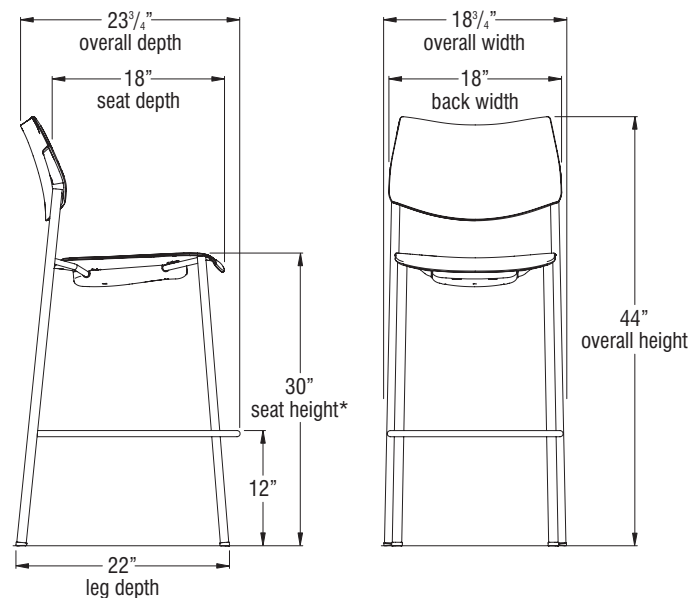
Furnishing Knowledge®

DIMENSIONS

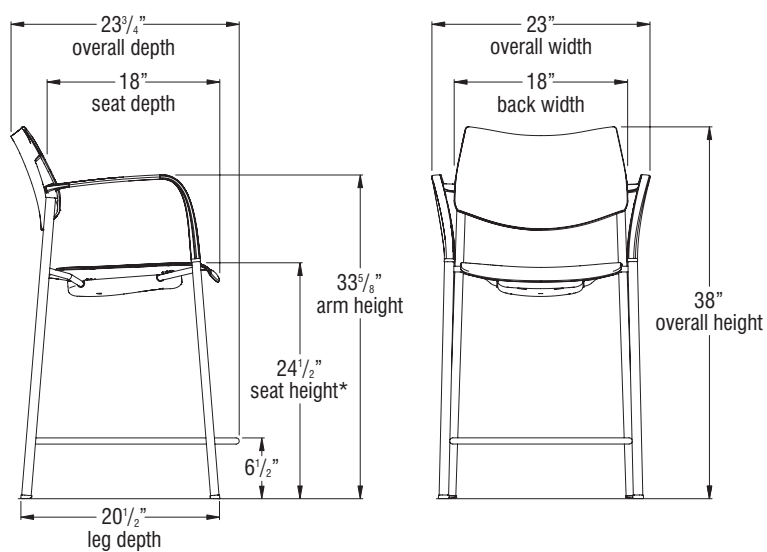
Katera 4-Leg 24" High Armless Café Stool



Katera 4-Leg 30" High Armless Café Stool



Katera 4-Leg 24" High Café Stool with Arms



*Upholstery adds 1/2" to seat height.

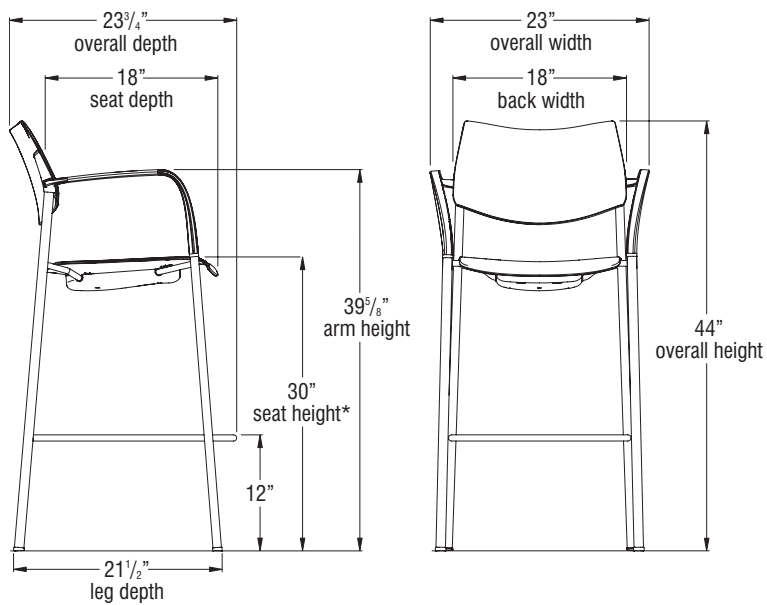
CODE COMPLIANCE



Furnishing Knowledge®

DIMENSIONS


Katera 4-Leg 30" High Café Stool with Arms



*Upholstery adds 1/2" to seat height.

STATEMENT OF LINE

Katera 4-Leg Armless Chairs



Kt1100

Kt1311

Kl1W00

Katera 4-Leg Armchairs



Kt1111

Kt1311

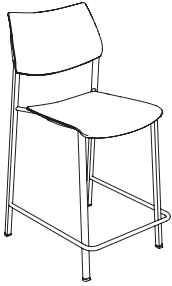
Kl1W11

CODE COMPLIANCE

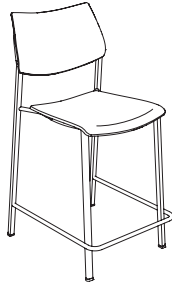


STATEMENT OF LINE

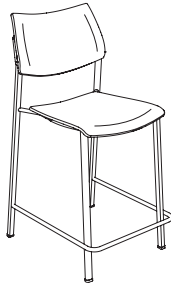
Katera 4-Leg 24" High Armless Café Stools



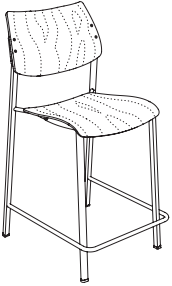
KT410024




KT420024



KT430024



KT4W0024



KT4V0024

Katera 4-Leg 24" High Café Stools with Arms



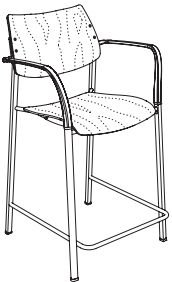
KT411124



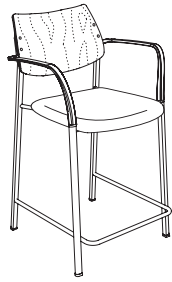
KT421124



KT431124



KT4W1124




KT4V1124

CODE COMPLIANCE



STATEMENT OF LINE

Katera 4-Leg 30" High Armless Café Stools



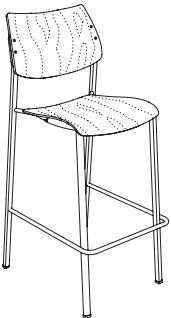
KT410030




KT420030



KT430030

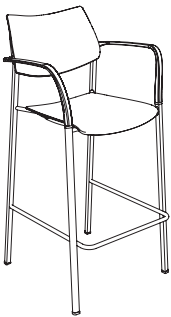


KT4W0024

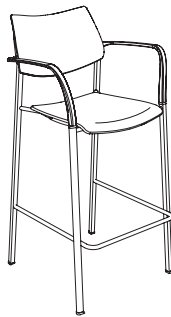


KT4V0030

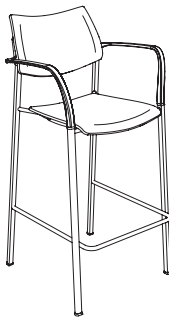
Katera 4-Leg 30" High Café Stools with Arms



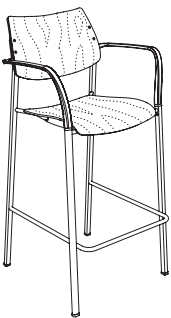
KT411130



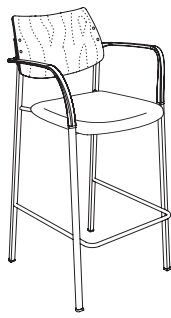
KT421130



KT431130



KT4W1130



KT4V1130

CODE COMPLIANCE

