

PRODUCT SPECIFICATIONS

Uniframe® Rectangular Tables with Stools

January 2020

TECHNICAL SPECIFICATIONS

15-Year Warranty

All tables described herein carry a 15-year warranty for table frames and tabletops with 53B bullnose or 73P edges. Tabletops with KI's exclusive "Perfect Edge" carry a lifetime warranty.

Lift Mechanism

Tables fold and open in one fluid motion, assisted by a combination of pneumatic cylinders and a torsional energy storage system. This combination will ensure safety and ease of use through a controlled, effortless operation. Table stays in a tepee position for easy handling. Torsion-bar-only assists or spring assists are not used.

Tabletops

Tabletops are of solid core nominal $\frac{3}{4}$ " thick warp-resistant construction. Center core is $\frac{5}{8}$ " thick 45 lb high density particleboard. A .040" high-pressure laminate face is used for the top surface with a balanced high-pressure laminate backer for the bottom surface. Tabletops are attached to the table frame with deep-thread screws, expansion rivets are not to be used. Corners have a $1\frac{1}{2}$ " radius.

Edges

Tabletop edges are finished in one of the following:

53B Bullnose Edge

53B bullnose edge is .11" thick. Edges are banded with an abrasion-resistant black vinyl 53B bullnose molding. The barbed "T" design is inserted into a routed groove in the solid particleboard top and held in place with nails driven from the underside, spaced 8-10" apart.

73P Edge

Edges are banded with a 2 mm flat polypropylene edge banding that is chemically bonded to the table core.

"Perfect" Edge

The "Perfect Edge" is made of $\frac{1}{4}$ " thick by $\frac{3}{4}$ " high, cast black polyurethane. It is mechanically and chemically bonded to the table core and chemically bonded to the laminate surface edges to provide a superior, permanently sealed barrier to moisture, dirt and bacteria penetration.

Stools

Stool support plates are 6" square, heavy 11-gauge steel welded to $1\frac{1}{4}$ " diameter, 14-gauge tubular steel frame and secured to the stools with four fasteners per stool. No field assembly required. Stools are one of the following:

Poly

13" diameter, high-impact polypropylene stools of heavy-duty construction with ribs to reinforce points of stress and rolled edges for comfort and strength. Front is textured and color must permeate stool. Fastened to metal seat plate with screws. White marks may occur on the stool top at attachment points but do not alter the structural integrity of the table or stool.

Thermoset Hard Plastic

Highly durable thermoset hard plastic stool seats of molded melamine and wood flour mixture are available. Stools are scratch resistant with color permeating through seat. Stool is 13" diameter and is secured with four fasteners.



Furnishing Knowledge®

TECHNICAL SPECIFICATIONS (cont.)

Frames

Table frames are fabricated using a welded unitized construction, integrating all structural steel members into a self-supporting unit. The tabletop support apron is 11-gauge channel steel, pierced to securely anchor the tops. End leg and center leg assemblies are robotically wire-welded. Horizontal and vertical tubing are of 1 1/4" O.D., 14-gauge steel. Hinges and lock plates are 7-gauge steel. Stretcher bars are 3/4" x 1 1/2" 14-gauge oval steel tubing. All legs operate from the unitized frame, not the tabletop.

Frame Finishes

Frame finish is one of the following:

Powder-Coated Finish

30-sheen epoxy powder-coat paint is electrostatically applied. The dry coating is then fused and cured in a baking oven to form a smooth, continuous film. Finish is chemical-resistant, hard, tough and mar-resistant. Standard finish is black; other colors available at a slight upcharge.

Chrome Finish

Bright and semi-bright duplex nickel-chrome is applied to the frame in a twenty-two step process, making it impervious to staining, scuffing, scratching and corrosion. Upcharge applies.

Locks

Storage lock is constructed of 3/8" solid steel rods and engages automatically into slots in apron hinge. Lock is spring loaded for automatic engagement and semi-concealed to prevent accidental release. Release of storage lock is possible from either side of the table.

Glides

Non-marring ABS surface glides are 1 1/4" x 12" long to prevent damage to floors.

Casters

Large 4" diameter heavy-duty hard rubber swivel casters provide easy and safe maneuverability. When the table is in use, casters lift off the floor to prevent table from rolling. To avoid tripping hazards, casters do not extend beyond the outermost stool when in the open position. Tamper-resistant caster covers are used to prevent the trapping of dirt, dust or food. Casters are self-lubricating.

General

Tables ship fully assembled. Tables are listed to applicable UL standards and requirements by Underwriters Laboratories in compliance with their testing for public safety (Mobile Folding Tables).

DIMENSIONS

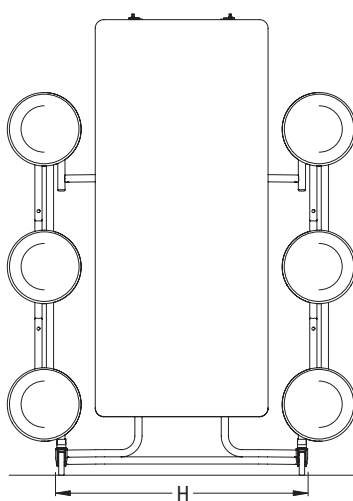
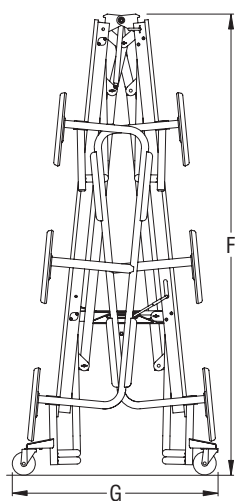
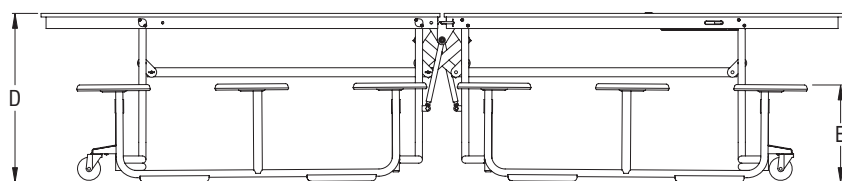
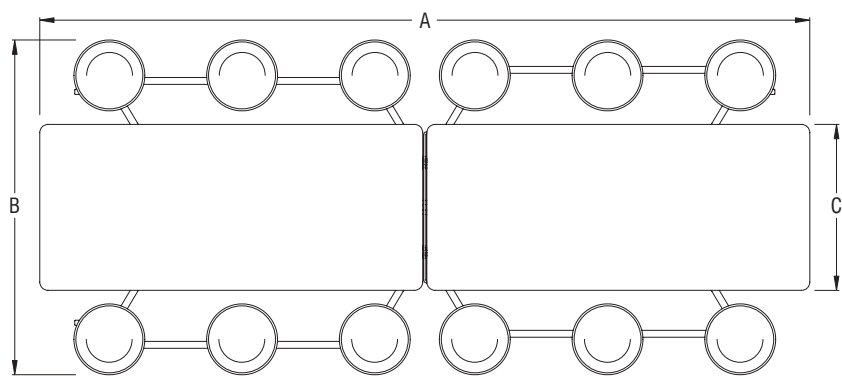
Table height is either 27" or 29".

Table is available in eight sizes:

- Open size of 29 1/2" x 139 1/2" with 16 stools attached - stools are on 16" centers with 3.19" between stools.
- Open size of 29 1/2" x 139 1/2" with 12 stools attached - stools are on 24" centers with 11.19" between stools.
- Open size of 29 1/2" x 120" with 12 stools attached - stools are on 20" centers with 7.19" between stools.
- Open size of 29 1/2" x 96" with 8 stools attached - stools are on 30" centers with 17.19" between stools.



DIMENSIONS (cont.)



Model #	A	B	C	D	E	F	G	H
UF12/8/29	139.5"	56.5"	30.0"	29.4"	16.8"	79.75"	33.8"	41.75"
UF12/8/27	139.5"	56.5"	30.0"	27.4"	16.8"	77.75"	33.8"	41.75"
UF12/6/29	139.5"	56.5"	30.0"	29.4"	16.8"	79.75"	33.8"	41.75"
UF12/6/27	139.5"	56.5"	30.0"	27.4"	16.8"	77.75"	33.8"	41.75"
UF10/6/29	120.0"	56.5"	30.0"	29.4"	16.8"	71.75"	33.8"	41.75"
UF10/6/27	120.0"	56.5"	30.0"	27.4"	16.8"	69.75"	33.8"	41.75"
UF08/4/29	96.0"	56.5"	30.0"	29.4"	16.8"	61.75"	33.8"	41.75"
UF08/4/27	96.0"	56.5"	30.0"	27.4"	16.8"	59.75"	33.8"	41.75"