



STONE LOOK

ESTA VILLA™

GLAZED PORCELAIN FLOOR & GLAZED CERAMIC WALL & MOSAIC

 daltile®  
IMAGINE WHAT'S POSSIBLE™



# ESTA VILLA™

GLAZED PORCELAIN FLOOR & GLAZED CERAMIC WALL & MOSAIC

## Everyday Style in a Durable Tile

Inspired by nature, Esta Villa™ offers the look of stone in a durable tile. Its realistic detail mirrors the natural tones and depths of Rapolano Italian stone. Adding to the authentic visual, Esta Villa's color tones create a sense of movement within each unique piece of tile.

- **STYLIZED STONE VISUALS**

- Features a beautiful stone visual inspired by the look of Italian stone
- State-of-the-art technology produces realistic stone visuals with movement and variation from piece to piece

- **NATURAL DESIGN OPTIONS**

- Natural stone color options with wide graphic variation
- Coordinating floor and wall tile, along with a brick-joint mosaic, offer flexible design options

### STONE LOOK

#### USAGE



SEE CHARTS FOR FULL PRODUCT DETAILS

### SPECIAL FEATURES

Cover photo features Terrace Beige 12 x 12 floor tile.  
Above photo features Garden White 12 x 12 floor tile.



SIZES:



FINISHES: MATTE

GLAZED PORCELAIN FIELD TILE



GARDEN WHITE EV97



TERRACE BEIGE EV98

10 x 14 GLAZED CERAMIC WALL TILE



GARDEN WHITE EV97



TERRACE BEIGE EV98

2 x 4 GLAZED CERAMIC MOSAICS



GARDEN WHITE EV97



TERRACE BEIGE EV98



SLIP RESISTANT



WATERPROOF



STAINPROOF



DENTPROOF



SCRATCH-RESISTANT



FIRE-RESISTANT



CLIMATEPRO™



SIMPLICLEAN™

ESTA VILLA™

GLAZED PORCELAIN FLOOR & GLAZED CERAMIC WALL & MOSAIC

STONE LOOK

SIZES

			Thickness	Sq. Ft./ Carton	Pieces/ Carton
	18 x 18 Floor Tile	(17-13/16" x 17-13/16") (45.20 cm x 45.20 cm)	5/16"	17.60	8
	12 x 24 Floor Tile	(11-13/16" x 23-13/16") (30.00 cm x 60.48 cm)	3/8"	17.60	9
	12 x 12 Floor Tile	(11-13/16" x 11-13/16") (30.00 cm x 30.00 cm)	5/16"	14.55	15
	10 x 14 Wall Tile	(9-13/16" x 13-15/16") (24.99 cm x 35.40 cm)	5/16"	14.58	15
	2 x 4 Brick-joint Mosaic (Dot-mounted)	(12" x 12" sheet) (30.48 cm x 30.48 cm sheet)	1/4"	9.96	12

APPLICATIONS

	Target DCOF wet	Suitable
Dry & Level – Interior Floor	N/A	✓**
Wet & Level – Interior Floor	≥ 0.42	✓**
Shower Floors (Residential or Light Commercial)	≥ 0.42	✓*
Exterior Floor Applications (including patios, pool decking & other wet areas with minimal footwear)	≥ 0.60	
Ramps & Inclines	≥ 0.65	
Walls/Backsplashes	N/A	✓
Countertops	N/A	✓**
Pool Linings	N/A	✓*

A DCOF value of ≥0.42 is the standard for tiles specified for level interior spaces expected to be walked upon when wet, as stated in ANSI A137.1-A326.3. For more information about DCOF and the DCOF AcuTest™, visit [daltille.com/DCOF](https://daltille.com/DCOF).

APPLICATION NOTES:

Floor tile suitable for exterior applications (provided it is noted as suitable in the applications chart above) in freezing and non-freezing climates, when proper installation methods are followed.

Wall and mosaic tile suitable for exterior applications in non-freezing climates, when proper installation methods are followed.

\* Mosaic tile only

\*\* Floor & Mosaic tile only



All or select items within this series meet the requirements for these qualifications. For more information, visit [daltille.com](https://daltille.com).






7834 C.F. Hawn Freeway,  
Dallas, Texas 75217 | 1.800.933.TILE

To view the complete collection of  
Daltille® products and information,  
visit our website at [daltille.com](https://daltille.com).



TRIM

	Type	Number	Size	Pieces/ Carton
	Floor Bullnose	P43C9	3 x 12	22
	Wall Bullnose	S4310	3 x 10	22
	Wall Bullnose Corner	SN4310	3 x 3	32

INSTALLATION

Grout Joint Recommendation	Shade Variation
----------------------------	-----------------

Floor: 3/16"

Wall: 1/16"

Mosaic: 1/4"



PERFORMANCE CHARACTERISTICS

	ASTM#	Floor Result	Wall Result	Mosaic Result
Water Absorption	C373	< 0.5%	< 20.0%	< 3.0%
Breaking Strength	C648	> 275 lbs	120-230 lbs	> 250 lbs
Scratch Hardness	MOHS	8.0	4.0 - 6.0	8.0
Chemical Resistance	C650	Resistant	Resistant	Resistant

For additional information on test results, visit us at:  
[daltille.com/information/TestResults](https://daltille.com/information/TestResults).

DURABILITY

Floor Surface Wear Resistance

1	Residential Bathrooms	3	All Residential / Light Commercial
2	All Residential Areas	④	All Residential / Commercial

NOTES

Since there are variations in all fired ceramic products, tile and trim supplied for your particular installation may not match these samples. Final color selection should be made from actual tiles and trim and not from tile samples or color reproductions. Manufactured in accordance with ANSI A137.1 standards.

Not for use on ramps. Water, oil, grease, improper drainage and certain footwear can create slippery conditions. Floor applications expected to be exposed to these conditions require extra caution in product selection.

Special consideration needs to be given when installing tiles greater than 15 inches. Please refer to [daltille.com/LargeTiles](https://daltille.com/LargeTiles) for more information.

For additional information refer to “Factors to Consider” at [daltille.com/Factors](https://daltille.com/Factors).