

KEILHAUER
Spec Sheet

Juxta Tables





Juxta tables are part of the innovative collection of seating and tables designed to address all the juxtapositions in our working lives.

The Juxta series features the pedestal base, available in occasional, lounge, conference, counter, and bar heights.



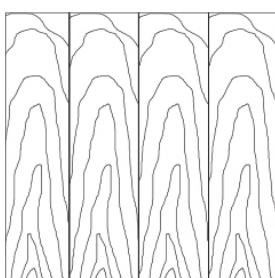
Pedestal Base Tabletops



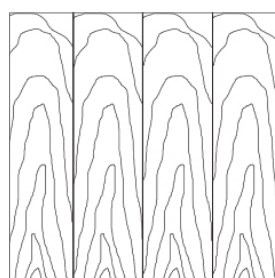
Features

- Pedestal base tabletops are available in round, square or rectangle shapes, and are offered in plastic laminate, wood veneer, and quartz.
- Laminate and veneer tops are made with an MDF core.
- Quartz tops have a straight edge.
- Laminate tops are available with a reverse bevel, vinyl edge (LB), or a straight laminate edge. Bevel underside edge is black.
- Wood veneers are available in maple, walnut, cherry and oak in 2 edge details: straight veneer edge (VS) or a reverse bevel, solid wood (VB).
- On a rectangle tables the wood veneers are applied with the grain running the length of the top.
- The wood grain runs along the circumference of the table for the tops with solid wood edges (VB) and the faces of veneer edge-bands (VS).
- Special finishes and sizes are available on request; contact your local sales rep or customer service for a quote.

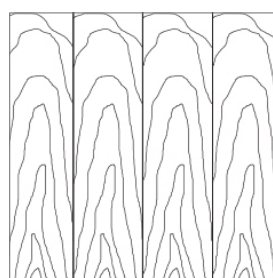
Veneers are applied as follows:



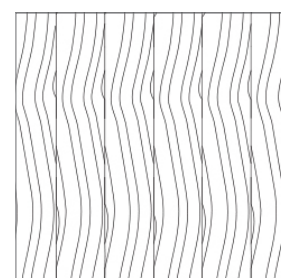
Cherry - Flat Cut



Walnut - Flat Cut



Maple - Flat Cut


































Oak - Rift Cut

Pedestal Base Tabletop Finishes

Laminate



Standard












			
LAM11 – Manitoba Maple	LAM12 – Monticello Maple	LAM13 – Fonthill Pear	LAM84 – Biltmore Cherry
			
LAM85 – Hampton Walnut	LAM86 – Montana Walnut	LAM17 – Xanadu	LAM18 – Studio Teak
			
LAM87 – Cafelle	LAM89 – Empire Mahogany	LAM22 – Walnut Heights	LAM31 – Designer White
			
LAM32 – Antique White	LAM33 – Alabaster	LAM34 – Haze	LAM35 – Slate Grey
			
LAM36 – Dove Grey	LAM37 – North Sea	LAM39 – Crisp Linen	LAM41 – Cosmic Strandz
			
LAM42 – Vapor Strandz	LAM909 – Black		
			
LAM61 – Bianco Kos	LAM62 – Bianco Male	LAM63 – Grigio Efeso	LAM66 – Castoro Ottawa
			
LAM67 – Grigio Londra*	LAM68 – Grigio Bromo	LAM70 – Nero Ingo	LAM73 – Bronzo Doha
			
LAM74 – Piombo Doha			

Matte

*Black edge band only



Veneer



			
CHD – Dark Cherry	CHM – Medium Cherry	CHN – Natural Cherry	MAG – Golden Maple
			
MAN – Natural Maple	OKB – Black Oak (Rift Cut)	OKG – Grey Oak (Rift Cut)	OKN – Natural Oak (Rift Cut)
			
WAD – Dark Walnut	WAM – Mahogany on Walnut	WAN – Natural Walnut	

Quartz



	
BLZ – Blizzard	RVN – Raven

Pedestal Base Tabletop Edge Detail

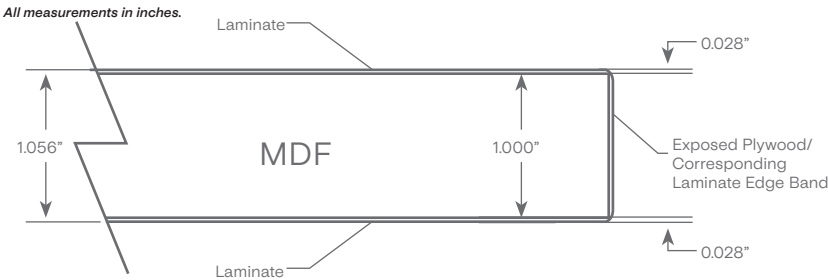


Exposed Plywood Edge Band



LSP
LSMP

LSC
LSMC

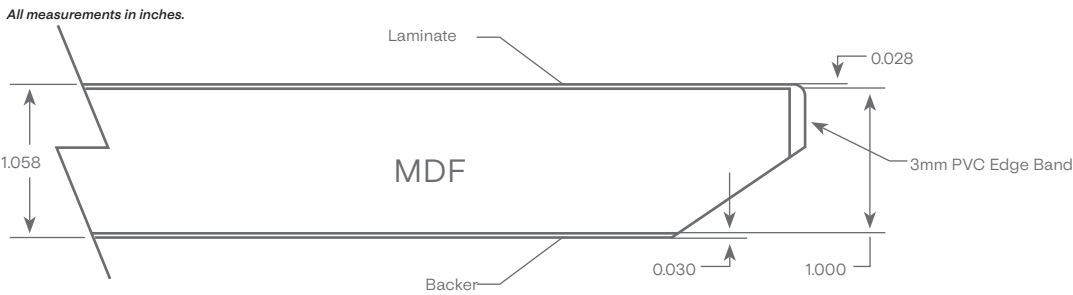


- Standard or Matte Laminate Top
- Straight Exposed Plywood Laminate Edge Band or Corresponding Laminate Edge Band



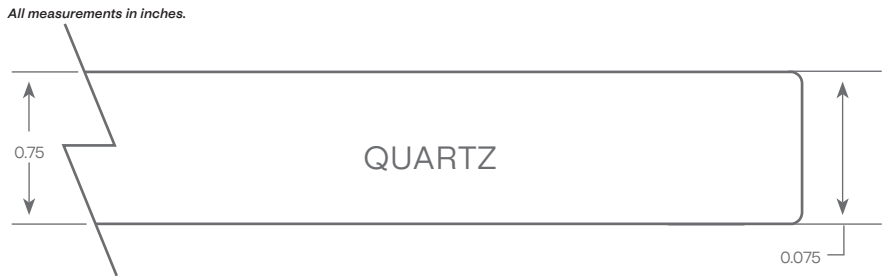
LB/LBM

- Standard or Matte Laminate Top
- Vinyl Edge
- Reverse Bevel



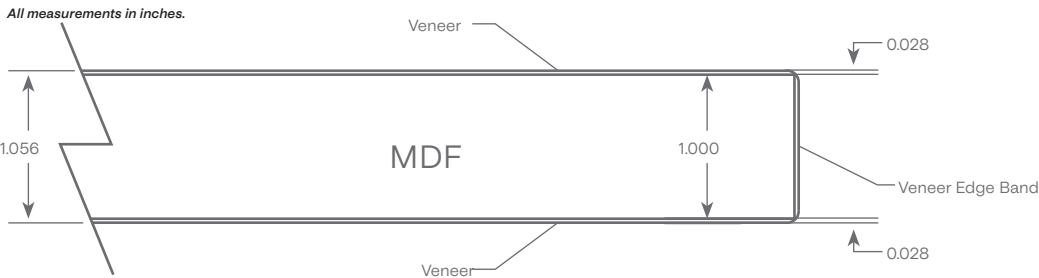
Q

- Quartz Top
- Straight Edge



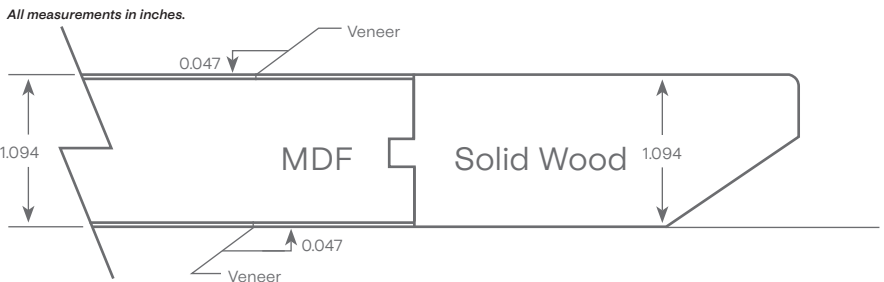
VS

- Veneer Top
- Straight Veneer Edge



VB

- Veneer Top
- Reverse Bevel
- Solid Wood Edge



Pedestal Bases



Features

- Pedestal base Juxta tables feature a base comprised of 4 cast aluminum legs connected by an extruded center post.
- The extruded post is 2.58in. in diameter and is mounted to a steel support plate underneath the table.
- The base is offered in polished aluminum or dark grey powder coat.
- The legs are capped with adjustable glides made of nylon with overmolded steel insert.
- Pedestal base tables with 30" and 36"
- round or square tabletops are available in 5 heights: occasional, lounge meeting, conference, counter, and bar.
- Pedestal base tables with 42" and 48" round or square tabletops are available in 3 heights: occasional, lounge meeting, and conference.
- Rectangle pedestal base tables are available in conference height only.



Finishes



PA00 – Polished Aluminum



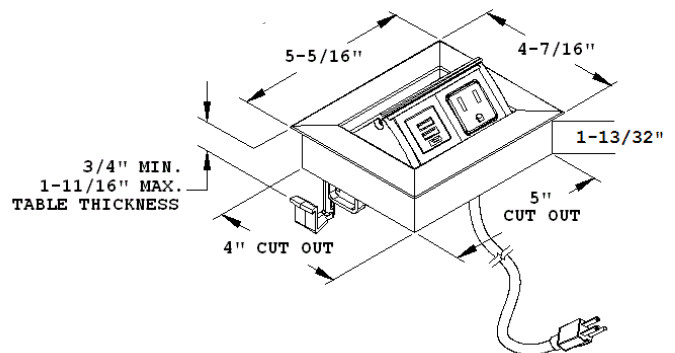
PC23 – Dark Grey

Pedestal Base Table Power Options



Features

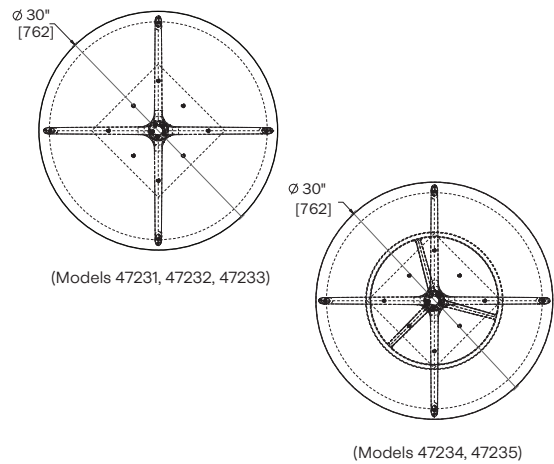
- All tables are available with an optional power source.
- Pedestal base tables have two 2-slot standard configurations: 2 power outlets, or 2 USB slots and 1 power outlet.
- Data and HDMI slots are available on request. We can also configure the 2 slots to your specifications. Please consult customer service if this is desired, as additional up charges and lead times may be required.
- For tables with power, the unit is located in the center of the tabletop. The power cord is fed down through the center and out the base of the extruded post. The cord does not feed through any of the legs.
- The power supply cord is 6 feet in length as standard.
- Standard finish of the power unit is satin aluminum with black power/USB units. Plugs are accessed by gently pushing





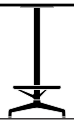


on the front end of the unit. The spring loaded lid pops up at an angle with a flat face for easy access. The unit clicks closed for a clean and low profile aesthetic.

Dimensions + Features

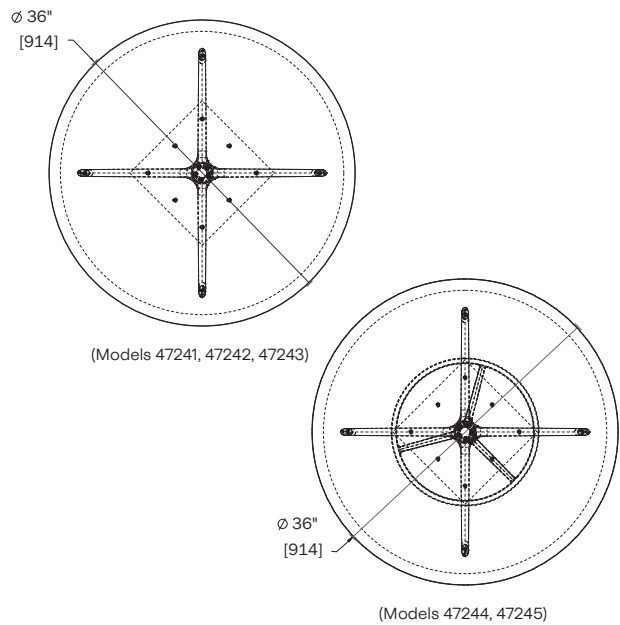
PEDESTAL BASE - ROUND 30"








					
	OCCASIONAL	LOUNGE	CONFERENCE	COUNTER	BAR
MODEL No.	#47231	#47232	#47233	#47234	#47235
HEIGHT	15"	26"	29"	36"	41.75"
WIDTH	30"	30"	30"	30"	30"
DEPTH	30"	30"	30"	30"	30"
CORD L	6'	6'	6'	6'	6'
# OF POWER UNITS	1	1	1	1	1
WEIGHT (LAM/VENEER)	38lbs	40lbs	41lbs	48lbs	48lbs
WEIGHT (QUARTZ)	70lbs	70lbs	75lbs	80lbs	80lbs

TABLETOP THICKNESS Laminate and Veneer Tabletop is 1" thick, Quartz is 3/4" thick

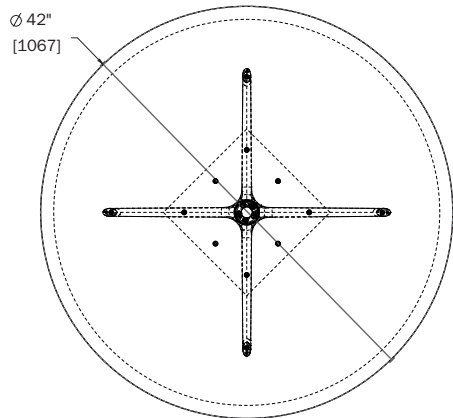
PEDESTAL BASE - ROUND 36"



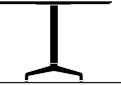


					
	OCCASIONAL	LOUNGE	CONFERENCE	COUNTER	BAR
MODEL No.	#47241	#47242	#47243	#47244	#47245
HEIGHT	15"	26"	29"	36"	41.75"
WIDTH	36"	36"	36"	36"	36"
DEPTH	36"	36"	36"	36"	36"
CORD L	6'	6'	6'	6'	6'
# OF POWER UNITS	1	1	1	1	1
WEIGHT (LAM/VENEER)	44lbs	48lbs	50lbs	55lbs	58lbs
WEIGHT (QUARTZ)	93lbs	95lbs	97lbs	100lbs	103lbs

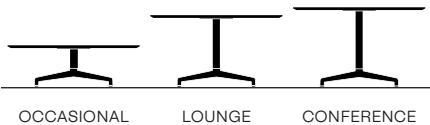
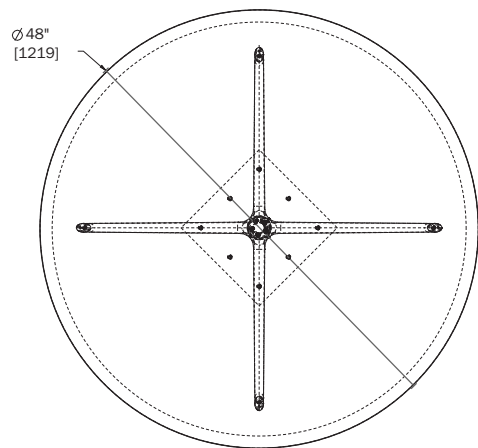
TABLETOP THICKNESS Laminate and Veneer Tabletop is 1" thick, Quartz is 3/4" thick

PEDESTAL BASE - ROUND 42"



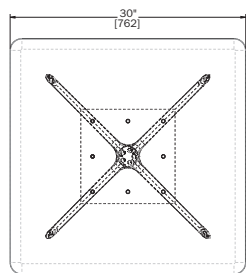
			
	OCCASIONAL	LOUNGE	CONFERENCE
MODEL No.	#47251	#47252	#47253
HEIGHT	15"	26"	29"
WIDTH	42"	42"	42"
DEPTH	42"	42"	42"
CORD L	6'	6'	6'
# OF POWER UNITS	1	1	1
WEIGHT (LAM/VENEER)	58lbs	58lbs	60lbs
WEIGHT (QUARTZ)	118lbs	120lbs	123lbs
TABLETOP THICKNESS	Laminate and Veneer Tabletop is 1" thick, Quartz is 3/4" thick		

PEDESTAL BASE - ROUND 48"

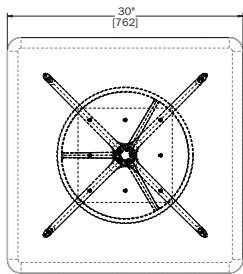


MODEL No.	#47261	#47262	#47263
HEIGHT	15"	26"	29"
WIDTH	48"	48"	48"
DEPTH	48"	48"	48"
CORD L	6'	6'	6'
# OF POWER UNITS	1	1	1
WEIGHT (LAM/VENEER)	72lbs	72lbs	77lbs
WEIGHT (QUARTZ)	154lbs	154lbs	158lbs
TABLETOP THICKNESS	Laminate and Veneer Tabletop is 1" thick, Quartz is 3/4" thick		

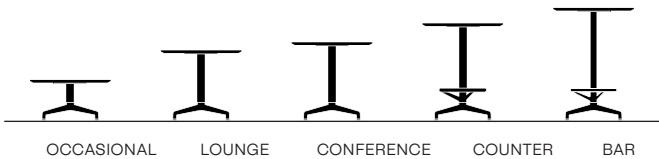
PEDESTAL BASE - SQUARE 30"



(Models 47131, 47132, 47133)

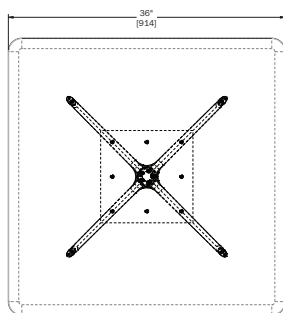


(Models 47134, 47135)

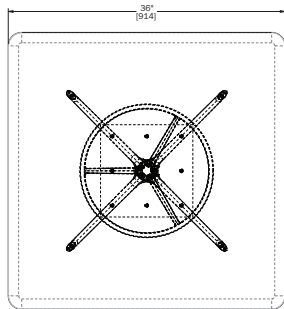


MODEL No.	#47131	#47132	#47133	#47134	#47135
HEIGHT	15"	26"	29"	36"	41.75"
WIDTH	30"	30"	30"	30"	30"
DEPTH	30"	30"	30"	30"	30"
CORD L	6'	6'	6'	6'	6'
# OF POWER UNITS	1	1	1	1	1
WEIGHT (LAM/VENEER)	38lbs	38lbs	40lbs	48lbs	48lbs
WEIGHT (QUARTZ)	70lbs	70lbs	72lbs	80lbs	80lbs
TABLETOP THICKNESS	Laminate and Veneer Tabletop is 1" thick, Quartz is 3/4" thick				

PEDESTAL BASE - SQUARE 36"



(Models 47141, 47142, 47143)

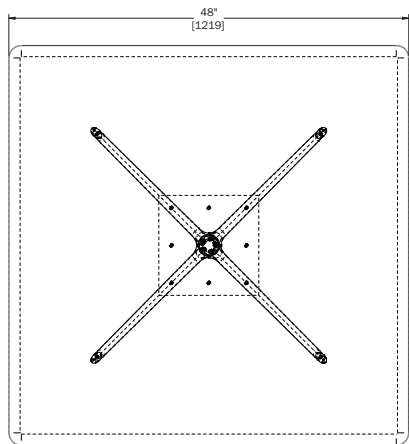


(Models 47144, 47145)



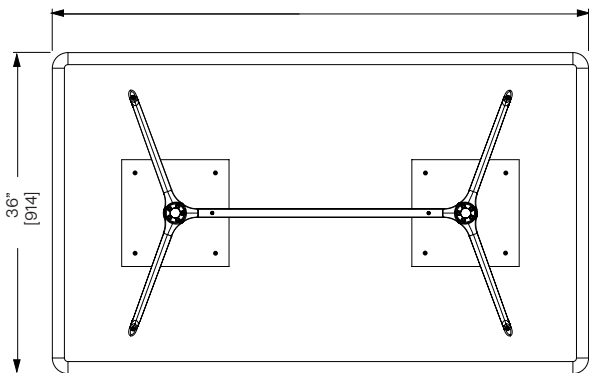
	OCCASIONAL	LOUNGE	CONFERENCE	COUNTER	BAR
MODEL No.	#47141	#47142	#47143	#47144	#47145
HEIGHT	15"	26"	29"	36"	41.75"
WIDTH	36"	36"	36"	36"	36"
DEPTH	36"	36"	36"	36"	36"
CORD L	6'	6'	6'	6'	6'
# OF POWER UNITS	1	1	1	1	1
WEIGHT (LAM/VENEER)	46lbs	49lbs	50lbs	55lbs	58lbs
WEIGHT (QUARTZ)	93lbs	95lbs	97lbs	100lbs	103lbs
TABLETOP THICKNESS	Laminate and Veneer Tabletop is 1" thick, Quartz is 3/4" thick				

PEDESTAL BASE - SQUARE 48"



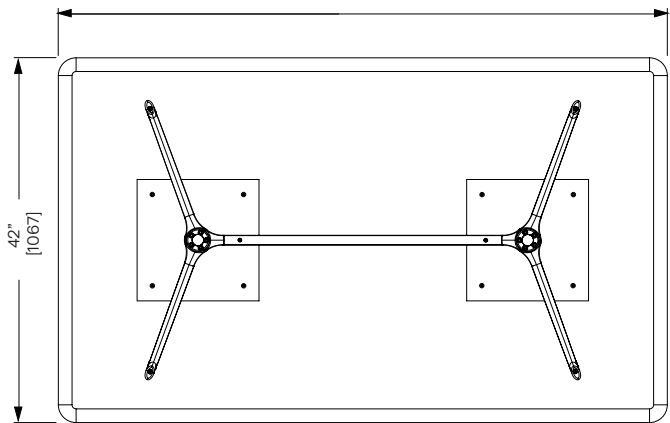
MODEL No.	#47161	#47162	#47163
HEIGHT	15"	26"	29"
WIDTH	48"	48"	48"
DEPTH	48"	48"	48"
CORD L	6'	6'	6'
# OF POWER UNITS	1	1	1
WEIGHT (LAM/VENEER)	72lbs	72lbs	77lbs
WEIGHT (QUARTZ)	154lbs	154lbs	158lbs
TABLETOP THICKNESS	Laminate and Veneer Tabletop is 1" thick, Quartz is 3/4" thick		

PEDESTAL BASE - RECTANGLE 36" Depth



MODEL No.	#47433	#47443	#47453	#47463	#47473
HEIGHT	29"	29"	29"	29"	29"
WIDTH	60"	66"	72"	78"	84"
DEPTH	36"	36"	36"	36"	36"
CORD L	6'	6'	6'	6'	6'
# OF POWER UNITS	1	1	1	1	1
WEIGHT (LAM/VENEER)	118	118	127	136	142
WEIGHT (QUARTZ)	247	247	266	285	298
TABLETOP THICKNESS	Laminate and Veneer Tabletop is 1" thick, Quartz is 3/4" thick				

PEDESTAL BASE - RECTANGLE 42" Depth



MODEL No.	#47553	#47563	#47573
HEIGHT	29"	29"	29"
WIDTH	72"	78"	84"
DEPTH	42"	42"	42"
CORD L	6'	6'	6'
# OF POWER UNITS	1	1	1
WEIGHT (LAM/VENEER)	143	143	143
WEIGHT (QUARTZ)	300	300	300
TABLETOP THICKNESS	Laminate and Veneer Tabletop is 1" thick, Quartz is 3/4" thick		

Cartoning Dimensions & Weight

Tabletop (T) and Base (B) cartoned and shipped separately. **(Weights do not include power units).**

MODEL No.	WIDTH (in)	DEPTH (in)	HEIGHT (in)	WEIGHT (lbs)
47131 (T)	35	35	4	35
47131 (B)	28	28	22	36
47132 (T)	35	35	4	35
47132 (B)	28	28	32	34
47133 (T)	35	35	4	35
47133 (B)	28	28	36	36
47134 (T)	35	35	4	35
47134 (B)	28	28	47	39
47135 (T)	35	35	4	38
47135 (B)	28	28	47	40
47141 (T)	42	42	4	45
47141 (B)	28	28	22	36
47142 (T)	42	42	4	43
47142 (B)	28	28	30	38
47143 (T)	42	42	4	44
47143 (B)	28	28	36	38
47144 (T)	42	42	4	37
47144 (B)	28	28	47	42
47145 (T)	42	42	4	44
47145 (B)	28	28	47	39
47161 (T)	54	54	4	65
47161 (B)	30	30.5	28	49
47162 (T)	54	54	4	65
47162 (B)	30	30.5	32	42
47163 (T)	54	54	4	65
47163 (B)	30	30.5	38	40
47231 (T)	35	35	4	31
47231 (B)	28	28	22	28
47232 (T)	35	35	4	35
47232 (B)	28	28	30	32
47233 (T)	35	35	4	32
47233 (B)	28	28	36	31
47234 (T)	35	35	4	35
47234 (B)	28	28	47	35
47235 (T)	35	35	4	38
47235 (B)	28	28	47	35
47241 (T)	42	42	4	42
47241 (B)	28	28	22	28
47242 (T)	42	42	4	43
47242 (B)	28	28	30	31
47243 (T)	42	42	4	40
47243 (B)	28	28	36	31
47244 (T)	42	42	4	40
47244 (B)	28	28	47	33
47245 (T)	42	42	4	42
47245 (B)	28	28	47	33

MODEL No.	WIDTH (in)	DEPTH (in)	HEIGHT (in)	WEIGHT (lbs)
47251 (T)	54	54	4	48
47251 (B)	28	28	22	42
47252 (T)	54	54	4	48
47252 (B)	28	28	30	44
47253 (T)	54	54	4	48
47253 (B)	28	28	36	48
47261 (T)	54	54	4	52
47261(B)	30	30.5	28	44
47262 (T)	54	54	4	48
47262 (B)	30	30.5	36	42
47263 (T)	54	54	4	52
47263 (B)	30	30.5	38	44
47433 (T)	64	40	4	98
47433 (B)	31	31	30	83
47443 (T)	64	40	4	98
47443 (B)	31	31	30	83
47453 (T)	38	74	3	106
47453 (B)	28	32	44	90
47463 (T)	38	80	3	113
47463 (B)	28	32	44	96
47473 (T)	38	86	3	118
47473 (B)	38	32	44	100
47553 (T)	44	74	3	119
47553 (B)	28	32	44	101
47563 (T)	44	80	3	119
47563 (B)	28	32	44	101
47573 (T)	44	86	3	124
47573 (B)	28	32	44	97

Terms and Conditions

Wood Finishes

All of our veneers are carefully selected for uniformity of color and grain; however, wood is a natural substance and minor variations may occur due to the unique nature of the material and therefore may not be an exact match to our samples.

Wood may also have color variations within a single piece of furniture, and variations from one piece to the next. Light finishes do not hide or mask these natural characteristics and it is important to understand that these variations exist. There are other factors that also affect color over time, such as exposure to light.

The finishes on our tables may vary slightly from those on seating due to the natural characteristics of the wood.

Special Finishes

Keilhauer will make every effort to accommodate special veneer finish requests from our customers. These requests are subject to a coloration charge as well as an up-charge. Additional lead times may be required. Please contact customer service for pricing on special finishes. Finish orders will not be acknowledged until the special finish is approved in writing and received by customer service.

ANSI/BIFMA

Keilhauer products are tested to meet or exceed ANSI/BIFMA standards.

Packaging

Pedestal bases are boxed separately from their corresponding tabletops, and Slab tables are crated.

Please contact customer service for further information.