HAWORTH

**Prices in this book increased on July 1 and December 1, 2021; and May 1 and October 1, 2022 by various amounts. Please contact your Haworth dealer for updated pricing.**

# Accessories

## GSA Price List – February 2021

This price list is based upon Haworth's February 2021 commercial pricing.
GENERAL SERVICES ADMINISTRATION FEDERAL SUPPLY SERVICE
Authorized Federal Supply Scheduled Price List (Catalog) Office Furniture, Wood Casegoods and Tables
(FSC Group 71, Part I, FSC Classes 7105, 7110, 7125 and 7195)
Contract No: GS-03F-057DA | Contract Period: February 8, 2016 – February 7, 2026 | Business: Large
Contractor: Haworth, Inc. | One Haworth Center | Holland, MI 49423-9576 | 1.616.393.3000

HAWORTH®

# Electronic Update Page – Accessories Price List

- The table below lists all of the updates and addendums added to this price list since the original version was created.
- All **Update** pages will replace the existing pages within the document.
- All **New** pages will be placed at the back of the document.

| Link | Date | Page | Description |
|---|---|---|---|
| Click Here | March 2021 | 243 | **Update** – Reference about wood casegoods replacement locks and keys was removed. |
| Click Here | June 2021 | Price List Power Pages | **Update** – Cord locations updated in all power module illustrations. |
| Click Here | July 2021 | All Price List Pages | **Update** – Effective July 1, 2021, prices in the Accessories Price Book will increase by:<br>4%-Adaptable and Ergotron<br>0%-Haworth Collection Lighting<br>3%-All other products. |
| Click Here | September 2021 | 1A-4A | **New** – Price List pages added for new Belong Wire Management Tray and Cord Management Cuff. |
| Click Here | October 2021 | 149, 150, 161 | **Update** – Various Ergotron products will be obsoleted effective 10/29/21. |
| Click Here | October 2021 | 25 | **Update** – Boogie Board products have been obsoleted. |
| Click Here | October 2021 | 199 | **Update** – Color Code for black was corrected. |
| Click Here | October 2021 | 8A | **New** – Belong Cushion Top price list page added. |
| Click Here | October 2021 | Warranty Page | **Update** – Warranty Page Updated. |
| Click Here | December 2021 | All Price List Pages | **Update** – Prices in this book increased on July 1, 2021 and will increase again December 1, 2021. See front cover for percentages. |
| Click Here | December 2021 | 157, 158 | **Update** – Ergotron WorkFit-T and ErgotronWorkFit-TL—Desktop Sit-Stand Workstations are no longer available in white effective 12/31/2021. |
| Click Here | December 2021 | 179 | **Update** – Wattage and starter kit illustration updated. |
| Click Here | January 2022 | 1A | **Update** – Wire Management Tray pricing was updated. |
| Click Here | May 2022 | All Price List Pages | **Update** – Prices in this book increased on July 1, 2021, and December 1, 2021 and will increase again May 1, 2022. See front cover for percentages. |
| Click Here | May 2022 | 173 | **Update** – updated writable surface board dimension. |
| Click Here | May 2022 | 1A-7A | **New** – Price List pages added for new Belong Wire Management and Electrical Components. |
| Click Here | May 2022 | 9A | **New** – Price List pages added for new Belong Horizontal Wire Management. |
| Click Here | August 2022 | Warranty Page | **Update** – Warranty Page Updated. |
| Click Here | September 2022 | 31-33, 70, 91-93, 95-97, 99-101, 103-105 | **Update** – USB C 18W ports changed to Smart USB A+C ports. |
| Click Here | October 2022 | All Price List Pages | **Update** – Prices in this book increased on July 1, 2021, December 1, 2021, May 1, 2022 and October 1, 2022 by various amounts. Please contact your Haworth dealer for updated pricing. |
| Click Here | October 2022 | 69 | **Update** – The Beside Storage Top was removed from the Power Tap Bracket Grommet. |
| Click Here | November 2022 | 89, 90 | **Update** – Enhance Power Module Brackets for Suite have been obsoleted. |
| Click Here | February 2023 | 19, 233-236 | **Update** – An assortment of Jump Stuff Work Tools have been obsoleted. |

**This Haworth North American price book contains US list prices.**
Canadian customers can convert the US list price into their Canadian equivalent by going to **www.Haworth.com/Canada** to find the current Canadian multipliers. These multiplier factors allow you to convert the US list price into a Canadian list price.

# HAWORTH, INC.
## GENERAL SERVICES ADMINISTRATION
## FEDERAL ACQUISITION SERVICES

**Authorized Federal Supply Schedule**
**Furniture**
**(FSC Group 71, FSC Classes 7105, 7110, 7125 and 7195)**

| | |
|---|---|
| Contract Number: | GS-03F-057DA |
| Contract Start Date: | February 8, 2016 |
| Contract End Date: | February 7, 2026 |
| Contractor: | HAWORTH, INC.<br>One Haworth Center<br>Holland, MI 49423-9576<br>1-616-393-3000<br>http://www.haworth.com/government |
| Business Size: | Large |

**Information for Ordering Activities**
**I-FSS-600**

Online access to Haworth's Authorized Federal Supply Schedule contract ordering information, terms and conditions, and up-to-date product and discount listing can be found at GSA Advantage, eLibrary link here.

# Table of Contents


**Statement of Line** . . . . . 7-20

## Adjustable Keyboard Pads

Locking Tilt AKP . . . . . 21
Dial Tilt AKP . . . . . 21
Dial Tilt AKP - Extended Arm . . . . . 22
Sit-to-Stand AKP . . . . . 22
Keyboard Trays – included with Number KU AKP Arm . . . . . 23
Thin Profile AKP . . . . . 24
Boogie Board Keyboard Tray with Palm Rest and Integrated Mouse Pad . . . . . 25
Boogie Board Keyboard Tray with Palm Rest . . . . . 25
Boogie Board Mouse Pad . . . . . 25

## CPU Holders

Fixed Mount CPU Holder . . . . . 26
Adjustable CPU Holder . . . . . 26

## Electrical Components

Collaborative Power Station . . . . . 27
Classic Power Module . . . . . 28
Classic Power Module Bracket - Angled . . . . . 29
Classic Power Module Bracket - Vertical Bracket . . . . . 29
Classic Power Module Bracket - Under Surface . . . . . 29
Seamless Enhanced Power Module . . . . . 31
Flush Mounted Power — Corded . . . . . 35
Flush Mounted Power — Hardwire . . . . . 39
Flush Mounted Power — Spiral Cord for Height Adjustable . . . . . 43
Flush Mounted Power — Cord for Height Adjustable . . . . . 46
Flush Mount Power Module with Sliding Door – 4-Port and 6-Port Wide and Narrow — Corded . . . . . 52
Flush Mount Power Modular with Sliding Door — Spiral Corded – Height Adjustable . . . . . 56
Flush Mount Power Modular with Sliding Door — Corded – Height Adjustable . . . . . 58
Flush Mount Power Module with Sliding Door – 4-Port and 6-Port Narrow – Hardwire . . . . . 60
Power Tap — Horizontal . . . . . 65
Power Tap — Vertical . . . . . 66
Power Tap — Hardwire . . . . . 67
Power Tap — Corded Horizontal and Vertical . . . . . 67
Hatch . . . . . 68
Power Tap Bracket — Fixed . . . . . 68
Power Tap Bracket — Adjustable . . . . . 68
Power Tap Bracket — Under Surface . . . . . 69
Power Tap Bracket with Grommet — Beside Storage Only . . . . . 69
Flush Mounted — Round . . . . . 70
Bezel Utility Module . . . . . 71
Data Bezel . . . . . 71
Enhanced Power Module — Corded . . . . . 72
Enhanced Power Module — Hardwire . . . . . 78
Enhanced Power Module — Spiral Corded — Height Adjustable . 83
Enhanced Power Module — Cord for Height Adjustable . . . . . 84
Above Worksurface – Adjustable . . . . . 85
Above Worksurface – Adjustable with Tackboard Offset . . . . . 86
Above Worksurface – Fixed . . . . . 86
Under Worksurface – Fixed . . . . . 86
For Use with Side Car — Basic . . . . . 87
For Use with Side Car — Deluxe . . . . . 87
For Use with X Series . . . . . 88
For use with Suite Lower Storage – Mounts to the Inner Back of the Cabinet . . . . . 89
For use with Suite Lower Storage – Mounts to Storage Top . . . . . 89
For use with Suite Technology Access Blotter and Utility Cabinet . 90
Flip Top Unit with Smooth Bezel – Corded – Single Sided — Power, Data and USB . . . . . 91
Flip Top Unit with Smooth Bezel – Corded – Double Sided — Power, Data and USB . . . . . 95
Flip Top Unit with Smooth Bezel – Hardwire – Single-Sided — Power, Data and USB . . . . . 99
Flip Top Unit with Smooth Bezel – Hardwire – Double-Sided — Power, Data and USB . . . . . 103
Flip Top Unit — Power and Data . . . . . 107
Flip Top Unit — Non-Powered . . . . . 108
Flip Top Unit – Corded – Single-Sided — Power, Data and USB . . 110
Flip Top Unit – Corded – Double-Sided — Power, Data and USB . 116
Flip Top Unit – Hardwire – Single-Sided — Power, Data and USB . . . . . 122
Flip Top Unit – Hardwire – Double-Sided — Power, Data and USB . . . . . 128
Mounting Clip for Flip Top Unit . . . . . 133
Wireless Charging Module . . . . . 134
Cables . . . . . 135
Retrofit USB Charging Cable . . . . . 135

## Ergotron Keyboard Tray

Keyboard Tray with Mouse Pad . . . . . 136
Neo-Flex Keyboard Tray . . . . . 136

## Ergotron CPU Holder

Small CPU Holder . . . . . 137
Universal CPU Holder . . . . . 137
Cable CPU Holder . . . . . 137

## Ergotron Monitor Arms and Accessories

HX Single Arm . . . . . 138
HX Dual Arm . . . . . 138
HX Triple Monitor Bow Kit . . . . . 139
LX Desk Mount Single Arm . . . . . 140
LX Desk Mount Dual Arm . . . . . 140
LX Dual Stacking Arm - Tall Pole Monitor Arm . . . . . 141
LX Sit-to-Stand Mount Single Arm . . . . . 142
LX Desk Dual Direct Arm . . . . . 143
LX Desk Dual Direct Handle Kit . . . . . 143
LX One-Stop Rotational Control Kit . . . . . 144
LX Two-Stop Rotational Control Kit . . . . . 144
LX Extension . . . . . 145
LX Sit-to-Stand Extension . . . . . 145
LX Pole Collar . . . . . 145
LX Arm, Extension and Collar Kit . . . . . 145
MXV Desk Mount Single Arm . . . . . 146
MXV Desk Mount Dual Arm . . . . . 146
MX Desk Mount Single Arm . . . . . 147
Dual Monitor and Handle Kit . . . . . 148
Monitor Quick Release LCD Bracket . . . . . 148
Neo-Flex . . . . . 149
Neo-Flex Extend . . . . . 149
Neo-Flex Tablet . . . . . 149
Under Mount C-Clamp for LX Dual Side-by-Side, LX Dual Stacking, LX Desk Mount Tall Pole . . . . . 150
Under Mount C-Clamp for LX Desk Mount Single, LX Dual Direct, and MXV Monitor Arms . . . . . 150
Under Mount C-Clamp for use with HX Arms . . . . . 150
Grommet Mount for LX Single and Dual Direct Arms . . . . . 151
Grommet Mount for LX Dual Arm . . . . . 151
Grommet Mount for LX Arm on WorkFit-T/TL . . . . . 151
Grommet Mount for MXV Single Monitor Arm . . . . . 151
Grommet Mount for MXV Dual Monitor Arm . . . . . 151

## Ergotron

Ergotron WorkFit-A — Single Attached Sit-Stand Workstation . . 152
Ergotron WorkFit-A — Dual Attached Sit-Stand Workstation . . . 153
Ergotron WorkFit-S — Single Attached Sit-Stand Workstation . . 154
Ergotron WorkFit-S — Dual Attached Sit-Stand Workstation . . . . 155
Ergotron WorkFit-SR — Dual Attached Sit-Stand Workstation . . . 156
Ergotron WorkFit-T — Desktop Sit-Stand Workstation . . . . . 157

# Table of Contents


Ergotron WorkFit-TL — Desktop Sit-Stand Workstation . . . . . 158
Ergotron WorkFit LX - Sit-Stand Desk Mount System . . . . . 159
Grommet Mount . . . . . 160
Conversion Kit Single HD to Dual . . . . . 160
Worksurface . . . . . 161
Large Keyboard Tray . . . . . 161
Tablet/Document Holder . . . . . 161
Grommet Mount . . . . . 161
Conversion Kit: Dual to LCD & Laptop . . . . . 162
Conversion Kit: LCD & Laptop to Dual . . . . . 162
Tall-User Kit for WorkFit Dual . . . . . 162
Deep Keyboard Tray . . . . . 163
Corner Keyboard Tray . . . . . 163
WorkFit Single LCD Monitor Kit . . . . . 164
WorkFit Dual Monitor Kit . . . . . 164
WorkFit LCD & Laptop Kit . . . . . 164
Dual Monitor Double- Hinged Bow . . . . . 165
Tall-User Kit for Single Display . . . . . 165
Ergotron WorkFit — Anti-Fatigue Floor Mat . . . . . 166
Ergotron Neo-Flex Laptop Cart . . . . . 167
Ergotron Teachwell® Mobile Digital Workspace . . . . . 168
LearnFit Desk . . . . . 169
Storage Bin . . . . . 169
Ergotron Zip 12 Charging . . . . . 170

## Grommets

Grommets . . . . . 171
Flip Top Unit — Hatch . . . . . 172

## Planes Information Display and Accessories

Standard Easel . . . . . 173
Large Easel . . . . . 174
Information Boards . . . . . 175
Horizontal Wall Rail for Information Boards . . . . . 175
Wall Cleat for Information Boards . . . . . 175
Horizontal Wall Rail End Caps . . . . . 176
Y-Leg Bumper . . . . . 176
Markerboard Insert . . . . . 177
Markerboard Accessories . . . . . 178

## Lighting

Adaptable LED Task Light - Stand-Alone . . . . . 179
Adaptable LED Task Light - Starter Kit . . . . . 179
Adaptable LED Task Light - Add-On Kit . . . . . 180
Reed Premier™ Stand-Alone LED Task Light . . . . . 181
Reed Premier™ Starter LED Task Light . . . . . 181
Reed Premier™ Add-On LED Task Light — For Use with Reed Premier Starter LED Task Lights . . . . . 182
Reed Premier™ Add-On Occupancy Sensor . . . . . 182
Voyage without Occupancy Sensor . . . . . 183
Voyage with Occupancy Sensor . . . . . 183
Freestanding Lighting . . . . . 184
Mounted Lighting . . . . . 184
Grommet — For Use with Brazo Grommet Mounted Light Only . 184
Circa Table Light . . . . . 185
Circa Floor Light . . . . . 185
Contour Table Light . . . . . 186
Contour Floor Light . . . . . 186
Corner Office Table Light . . . . . 187
Corner Office Table Light with Small Panel . . . . . 187
Corner Office Table Light with Large Panel . . . . . 187
Giraffa Table Light . . . . . 188
LIM Freestanding Lighting . . . . . 189
LIM Worksurface Mounted Lighting . . . . . 190
LIM Mounted Lighting . . . . . 191
LIM Hardware . . . . . 192
LIM360 Table Light . . . . . 193
LIM360 Grommet Mounted Light . . . . . 193
Pixo Table Light . . . . . 194
Superlight Table Light . . . . . 195
Superlight Floor Light . . . . . 195
Superlight Base Pads . . . . . 195
Tube Top Table Light . . . . . 196
Tube Top Floor Light . . . . . 196
UMA Audio Lantern . . . . . 197

## Mobile Screens

Translucent Insert . . . . . 198

## Monitor Arms — Haworth

Adjustable Post Arm . . . . . 199
Extend Arm . . . . . 199
Adjustable Post Arm – for Use with Intuity Benching . . . . . 200
Extend Arm – For Use with Intuity Benching . . . . . 200
Adjustable Post Arm – for Use with Reside Desking . . . . . 201
Extend Arm — For Use with Reside Desking . . . . . 201
iPad Attachment . . . . . 202

## Pip

Pip . . . . . 203

## Recycling Solutions

Recycling Solutions . . . . . 204
Recycling/Trash Bin . . . . . 204
Recycle Bin Carriage . . . . . 204

## Storage Accessories

Drawer Insert . . . . . 205
PDA Tray . . . . . 206
Dividers . . . . . 206
Personal Tray . . . . . 206
Pencil Tray . . . . . 206

## Wire Management

Cord Manager — Mesh . . . . . 207
Cable Chain . . . . . 207
Compose Connections Cable Chain . . . . . 207
Vertical Cable Chain . . . . . 207
J-Channel . . . . . 208
Conduit Clamp . . . . . 208
Wire Management Loop . . . . . 208
Wire Manager Clips . . . . . 208
Wire Manager — Horizontal . . . . . 209
Horizontal Wire Management . . . . . 209
Vertical Cable Guide . . . . . 209
Wire Management Trough . . . . . 209
Wire Management Basket . . . . . 210
Basket Cover . . . . . 210
Vertical Wire Channel - Leg Attached . . . . . 210
Planes C-Leg Training Table Vertical Wire Manager . . . . . 211
Compose Task Light Cord Manager . . . . . 211
PREMISE Vertical Wire Manager . . . . . 211
PREMISE Task Light Cord Manager . . . . . 212
UniGroup Too, UniGroup and PLACES Task Light Wire Manager . 212
UniGroup Too, UniGroup and PLACES Wire Manager . . . . . 212
Cable Base . . . . . 213
Cable Column . . . . . 213

## Work Tools — Mounting

Wall Accessory Slat Pad – For Use with PREMISE . . . . . 214
Slat, Wall Mount . . . . . 214
Belong Single Side . . . . . 215
Tool Rail — Horizontal Surface Mount C-Clamp or Thru-Mount . 216
Tool Rail — Single Post — C-Clamp or Thru-mount . . . . . 217
Tool Rail — Under Horizontal Surface Mount — L-Bracket . . . . . 218
Tool Rail — Single Post — L-Bracket Mount . . . . . 219

# Table of Contents


Tool Rail — Single Sided Continuous Benching End . . . . . 220
Tool Rail — Double-Sided Continuous Benching End Application Only . . . . . 221
Tool Rail — Internal Single Sided Continuous Benching Application . . . . . 222
Tool Rail — Internal Continuous Benching Application Only . . . 223
Tool Rail — Single Post Internal/Benching . . . . . 223

## Work Tools

Territory Screen — End-of Run . . . . . 224
Territory Screen — Shared . . . . . 224
Territory L-Screen . . . . . 225
Territory Screen — Multi-material . . . . . 226
Structural Screen Tile . . . . . 227
Belong Systems Tile — External Mount for use with Compose Panels . . . . . 227
Screen Rail . . . . . 228
Open C Cubby . . . . . 228
Base Tray . . . . . 229
Desk Top L-Screen . . . . . 229
Desk Top Reference Shelf . . . . . 229
Paper Tray — Landscape . . . . . 230
Tool Cup . . . . . 230
Hanging Sorter . . . . . 230
Mini Shelf . . . . . 230
Blotter . . . . . 231
Reference Shelves . . . . . 231
Accessory Kit . . . . . 231
Tool Cup . . . . . 232
Paper Sorter . . . . . 232
Binder Bin . . . . . 232
Tack Strip . . . . . 232
Gooseneck Kit . . . . . 233
Mini Shelf . . . . . 233
Tote . . . . . 233
Tote Strap . . . . . 233
Phone Shelf . . . . . 234
Phone Shelf Bracket . . . . . 234
Personal Shelf . . . . . 234
Personal Shelf Bracket . . . . . 234
Letter Tray . . . . . 235
Letter Tray Stacking Kit . . . . . 235
Letter Tray Stacking Bracket . . . . . 235
Waste Bin . . . . . 235
Pile Master Kit . . . . . 235
File Master Kit . . . . . 236
Task Master Kit . . . . . 236
Mini Master Kit . . . . . 236
Magnet Board . . . . . 237
Magnet Hooks . . . . . 237
Magnet Hook . . . . . 237
Round Peg Magnets . . . . . 237
Mirror . . . . . 237

## Workstation Accessories

Shallow Drawer . . . . . 238
Steel Center Drawer . . . . . 238
Pencil + Drawer . . . . . 238
Pencil Drawer . . . . . 238
Adjustable Document Holder . . . . . 239
Adjustable Footrest . . . . . 239
Make-A-Corner . . . . . 239
Compose All-Purpose Hook . . . . . 240
PLACES All-Purpose Hook . . . . . 240
PLACES All-Purpose Hook — For Low Profile Wood Top Cap Panels . . . . . 240
UniGroup All-Purpose Hook . . . . . 240
UniGroup Too All Purpose Hook . . . . . 240
PREMISE All Purpose Hooks . . . . . 240
Bag Hook . . . . . 241

## Lock Programs

HW Lock Plugs and Keys . . . . . 246
HW Plugs and Keys . . . . . 247
HW Replacement Keys . . . . . 247
HW Master Key . . . . . 247
HW Control Key . . . . . 247
HW Key Blank . . . . . 247
Digital Lock . . . . . 248
Digital Lock Control Key Fob . . . . . 248

## Finishes

Finish/Color Legend . . . . . 256

**Lifetime Product Warranty** . . . . . Inside Back Cover

# Statement of Line

## Adjustable Keyboard Pads — pages 21-25

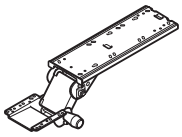

KU1A-0017
**Locking Tilt AKP**



KU2A-0017
**Dial Tilt AKP**

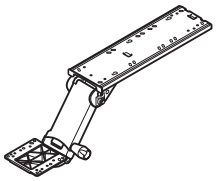

KU3A-0023
**Dial Tilt AKP - Extended Arm**

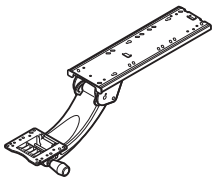

KU4A-0023
**Sit-to-Stand AKP**

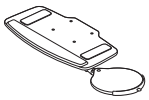

21″ Keyboard Tray
with swivel mouse pad (1)
**Keyboard Trays – included with Number KU AKP Arm**

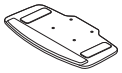

21″ Keyboard Tray
without mouse pad (2)
**Keyboard Trays – included with Number KU AKP Arm**

26″ Keyboard Tray
with space for mousing (3)
**Keyboard Trays – included with Number KU AKP Arm**

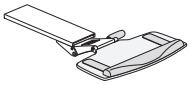

KUSA
**Thin Profile AKP**

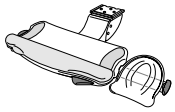

HKTC-M
HKTE-M
**Boogie Board Keyboard Tray with Palm Rest and Integrated Mouse Pad**

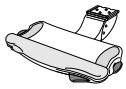

HKTC-N
HKTE-N
**Boogie Board Keyboard Tray with Palm Rest**

HKMP-1
**Boogie Board Mouse Pad**

## CPU Holders — page 26

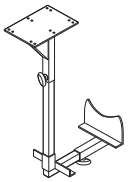

KU1C
**Vertical – Fixed Mount**

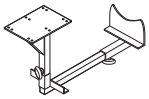

KU1C
**Horizontal – Fixed Mount**

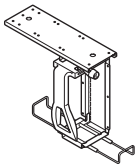

KU2C-L
**Adjustable**

## Electrical Components — pages 27-33

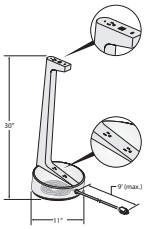


EUCN-PJ
**Collaborative Power Station**

EUF1
**Classic Power Module**

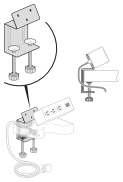

EUFB-0000-AB
**Classic Power Module Bracket - Angled**

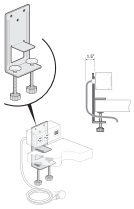

EUFB-0000-SB
**Classic Power Module Bracket - Vertical Bracket**

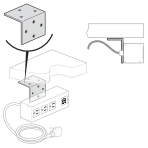

EUFB-0000-UB
**Classic Power Module Bracket - Under Surface**

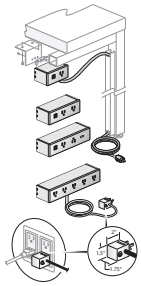

EUS1-PF0B
EUS1-PF0W
EUS1-HL0B
EUS1-HL0W
**Seamless Enhanced Power Module**

## Electrical Components – Flush Mounted — pages 35-48

EUB1-PL0B-2100
**3-Port Power Cord**

EUB1-PL0B-2110
**4-Port Power Cord**

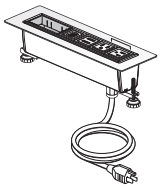

EUB1-PL0B-2112
**6-Port Power Cord**

EUB1-PL0B-4000
**4-Port Power Cord Circuit Breaker Plug**

EUB1-HL0B-2100
**3-Port Hard Wired**

EUB1-HL0B-2110
**4-Port Hard Wired**

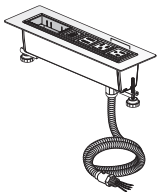

EUB1-HL0B-2112
**6-Port Hard Wired**

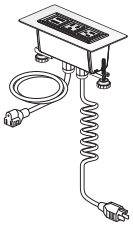

EUB1-SF0B-2100
**3-Port IEC-Cord and Spiral Cord**

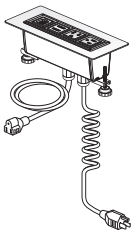

EUB1-SF0B-2110
**4-Port IEC-Cord and Spiral Cord**

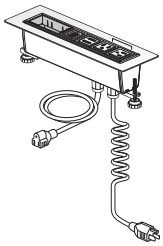

EUB1-SF0B-2112
**6-Port IEC-Cord and Spiral Cord**

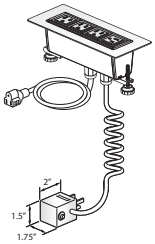


EUB1-SF0B-4000
**6-Port IEC-Cord and Spiral Cord Circuit Breaker Plug**

EUB1-SL0B-2100
**3-Port IEC-Cord and Power Cord**

# Statement of Line

## Electrical Components – Flush Mounted (cont'd) — pages 35-48

EUB1-SL0B-2110
**4-Port IEC-Cord and Power Cord**

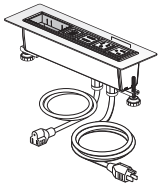

EUB1-SL0B-2112
**6-Port IEC-Cord and Power Cord**

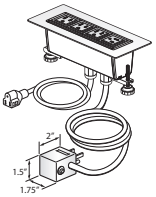


EUB1-SL0B-4000
**6-Port IEC-Cord and Power Cord Circuit Breaker Plug**

## Electrical Components – Flush Mount Power Module with Sliding Door — pages 52-63

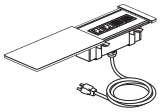

EWCA
Corded
**4-Port and 6-Port Wide**

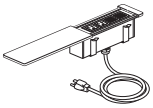

EWCB
Corded
**4-Port and 6-Port Narrow**

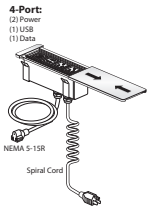


EWCG-3A1D-NPSCBNSF
Spiral Corded – Height Adjustable
**4-Port**

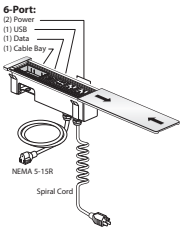


EWCG-3A3E-NPSCBNSF
Spiral Corded – Height Adjustable
**6-Port**

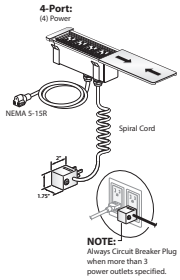


EWCG-4RNN-NPSCBNSF
Spiral Corded – Height Adjustable
**4-Port**

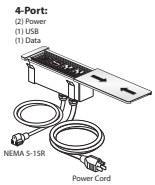


EWCG-3A1D-NPSCBNSL
Corded – Height Adjustable
**4-Port**

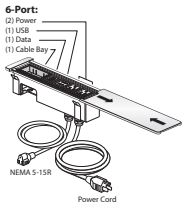


EWCG-3A3E-NPSCBNSL
Corded – Height Adjustable
**6-Port**

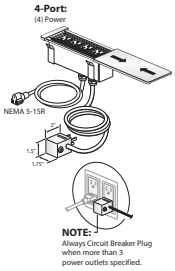


EWCG-4RNN-NPSCBNSL
Corded – Height Adjustable
**4-Port**

EWCG-3A1D-NPSCBNCW
Narrow – Hardwire
**4-Port**

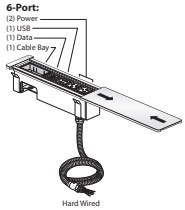


EWCG-3A3E-NPSCBNCW
Narrow – Hardwire
**6-Port**

## Electrical Components – Belong Power Tap — pages 65-67

EUET-0030-3M3N
EUET-0030-2M3N
EUET-0030-4M3N
**Horizontal**

EUET-0030-3M3N
EUET-0030-2M3N
EUET-0030-4M3N
**Vertical**

EUET-0030-CM3N
**Horizontal Hard Wired**

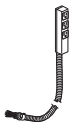

EUET-0030-CM3N
**Vertical Hard Wired**

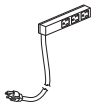

EUET-0000-1M3N
**Horizontal Corded**

EUET-0000-1M3N
**Vertical Corded**

## Electrical Components – Belong Power Tap Brackets — pages 68-69

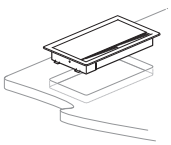

EUA1-0610-PFN
**Hatch**

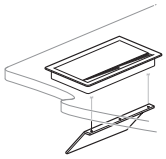

EUA1-0610-PFC
**Hatch**

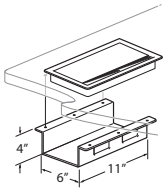


EUA1-0610-PFT
**Hatch**

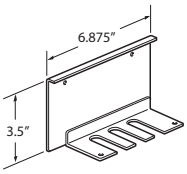


ZUAP-0000-PFD
**Fixed**

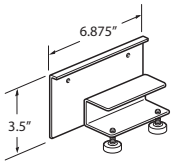


ZUAP-0000-PAN
**Adjustable**

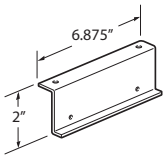


ZUAP-0000-PUR
**Under Surface**

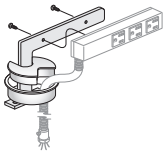

ZUAP-0000-PGH
**with Grommet Beside Storage Only**



HAWORTH

# Statement of Line

## Electrical Components — pages 70-71

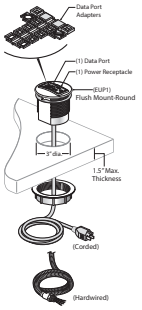


EUP1-PF0P
EUP1-PJ0P
EUP1-HF0P
EUP1-HJ0P
**Flush Mounted Round**

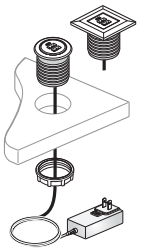

EURT-0072-1100
EURT-0072-1010
**Bezel Utility Model USB Charging: Round or Square**

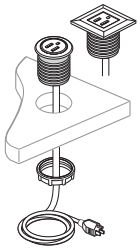

EURT-00E4-1100
EURT-00E4-1010
**Bezel Utility Model Power Outlet: Round or Square**

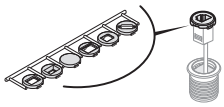

EURT-0000-N001CB
EURT-0000-N001CW
**Bezel Utility Model Round Data Bezel**

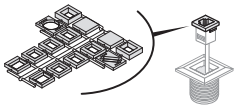

EURT-0000-N001SB
EURT-0000-N001SW
**Bezel Utility Model Square Data Bezel**

## Electrical Components – Enhanced Power Module — pages 72-84

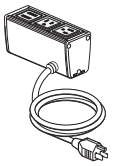

EUD1-PF0B-2010
**3-Port Power Cord**

EUD1-PF0B-2110
**4-Port Power Cord**

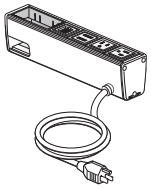

EUD1-PF0B-2112
**6-Port Power Cord**

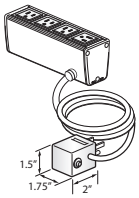


EUD1-PF0B-4000
**6-Port Power Cord Circuit Breaker Plug**

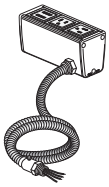

EUD1-HF0B-2010
**3-Port Hard Wired**

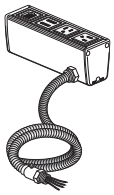

EUD1-HF0B-2110
**4-Port Hard Wired**

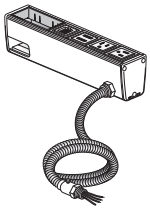

EUD1-HF0B-2112
**6-Port Hard Wired**

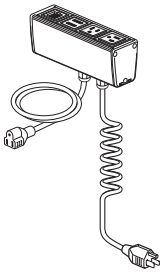

EUD1-SF0B-2110
**4-Port IEC-Cord and Spiral Cord**

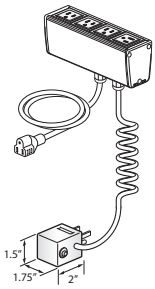


EUD1-SF0B-4000
**4-Port IEC-Cord and Spiral Cord Circuit Breaker Plug**



EUD1-SL0B-2110
**4-Port IEC-Cord and Power Cord**

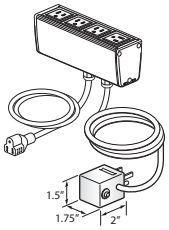


EUD1-SL0B-4000
**4-Port IEC-Cord and Power Cord Fused Plug**

## Electrical Components – Enhanced Power Module Brackets — pages 85-90

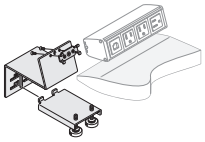

EUDB-0000-H
**Adjustable**

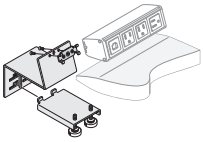

EUDB-0000-N
**Adjustable**

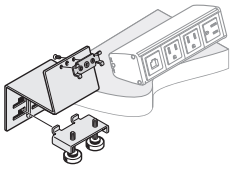

EUDB-0000-T
**Adjustable with Offset**

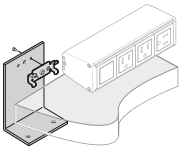

EUDB-0000-W
**Above Worksurface Fixed**

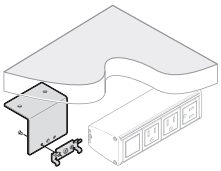

EUDB-0000-U
**Below Worksurface Fixed**

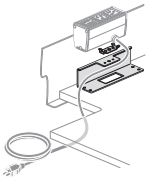

EUDB-0000-SB
**Side Bar Basic**

# Statement of Line

## Electrical Components – Enhanced Power Module Brackets (cont'd) — pages 85-90

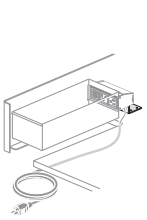

EUDB-0000-SD
**Side Bar Deluxe**

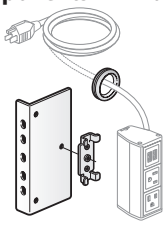

EUDB-J
**X Series**

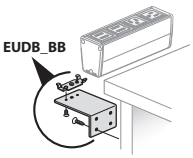


EUDB-0000-B
**Suite Lower Storage Inner Mount**

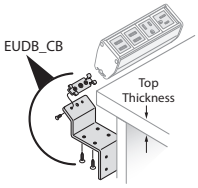


EUDB-0000-C
**Suite Lower Storage Top Mount**

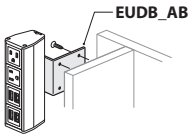


EUDB-0000-A
**Suite Technology Blotter**

## Electrical Components – Flip Top Units with Smooth Bezel — pages 91-105

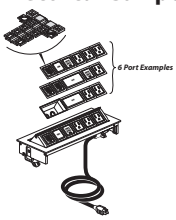


EUC1-PROP-311010
**Corded – Single-Sided**

EUC1-PROP-200000
**Corded – Single-Sided**

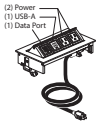


EUC1-PROP-210010
**Corded – Single-Sided**

EUC1-PROP-400000
**Corded – Single-Sided**




EUC2-PROP-311010
**Corded – Double-Sided**




EUC2-PROP-210010
**Corded – Double-Sided**




EUC2-PROP-400000
**Corded – Double-Sided**

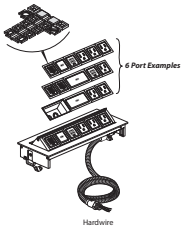


EUC1-HFOP-311010
**Hardwire – Single-Sided**

EUC1-HFOP-200000
**Hardwire – Single-Sided**

EUC1-HFOP-210010
**Hardwire – Single-Sided**

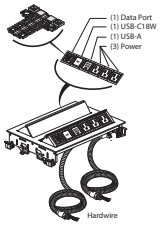


EUC2-HFOP-311010
**Hardwire – Double-Sided**

EUC2-HFOP-210010
**Hardwire – Double-Sided**

## Electrical Components – Flip Top Units — pages 107-133

(1.1)

EUE1-1111W
**Single Sided Corded**

(2.0)

EUE1-1B01W
**Single Sided Corded**




EUE1-1331W
**Single Sided Corded**

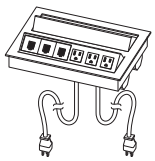

EUE2-1331W
**Double Sided Corded**



EUE1-C331W
**Single Sided Hard Wired**

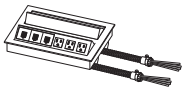

EUE2-C331W
**Double Sided Hard Wired**

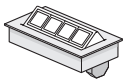

EUE1-000B
**Single Sided Non Powered**

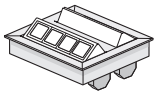

EUE2-000B
**Double Sided Non Powered**

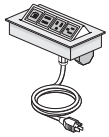

EUE1-PF0B-2110
**4-Port Flip Top Unit – Corded – Single-Sided**

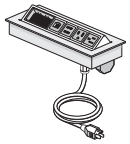

EUE1-PF0B-1212
**6-Port Flip Top Unit – Corded – Single-Sided**

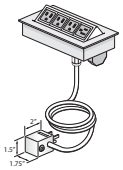


EUE1-PF0B-4000
**4-Port Flip Top Unit – Corded – Single-Sided - Circuit Breaker Plug**

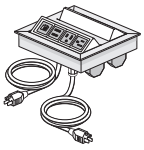

EUE2-PF0B-2110
**4-Port Flip Top Unit – Corded – Double-Sided**

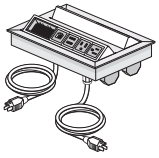

EUE2-PF0B-1212
**6-Port Flip Top Unit – Corded – Double-Sided**

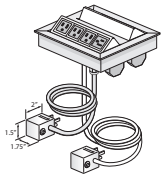


EUE2-PF0B-4000
**4-Port Flip Top Unit – Corded – Double-Sided - Fused Plug**

EUE1-HF0B-2110
**4-Port Flip Top Unit – Hardwire – Single-Sided**

# Statement of Line

## Electrical Components – Flip Top Units (cont'd) — pages 107-133

EUE1-HF0B-1212
**6-Port Flip Top Unit – Hardwire – Single-Sided**

EUE2-HF0B-2110
**4-Port Flip Top Unit – Hardwire – Double-Sided**

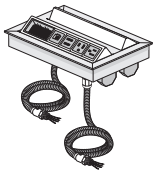

EUE2-HF0B-1212
**6-Port Flip Top Unit – Hardwire – Double-Sided**

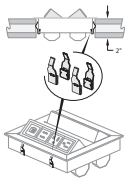

EUMC-0201
**Mounting Clip for Flip Top Unit**

## Electrical Components – Wireless Charging Module — page 134

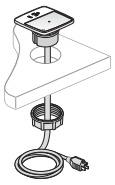

EUWC-PFOB-11001
**Wireless Charging Module**

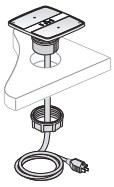

EUWC-PFOB-12002
**Wireless Charging Module**

## Electrical Components – Cables — page 135



EUDX-H000-B
**Cable**



EUDX-V000-B
**Cable**

EUDX-3000-B
**Cable**

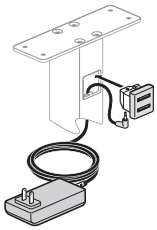

EUDX-U000-B
**Retrofit USB Charging Cable**

## Ergotron Keyboard Tray — page 136

169BK
**Keyboard Tray with Mouse Pad**

UKMCBK
**Keyboard Tray with Mouse Pad**

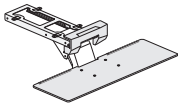

97-582-009
**Neo-Flex Keyboard Tray**

## Ergotron CPU Holders — page 137

80-063
**Small CPU Holder**

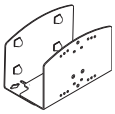

97-468
**Universal CPU Holder**

80-105-064
**Cable CPU Holder**

## Ergotron Monitor Arms – HX and LX Arms — pages 138-143

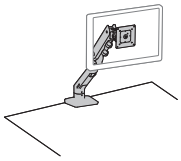

45-475
45-478
**HX Single Arm**

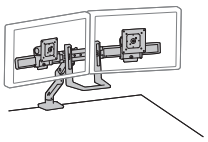

45-476
45-479
**HX Dual Arm**

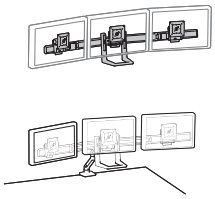

98-009-026
98-009-216
**HX Triple Monitor Bow Kit**

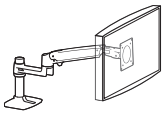

45-241-026
45-490-216
45-241-224
45-295-026
45-537-216
**LX Desk Mount Single Arm**

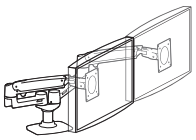

45-245-026
45-491-216
45-245-224
**LX Desk Mount Dual Arm**

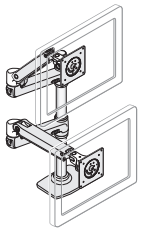

45-248-026
45-492-216
45-492-224
**LX Desk Mount Dual Arm**

# Statement of Line

## Ergotron Monitor Arms – HX and LX Arms (cont'd) — pages 138-143

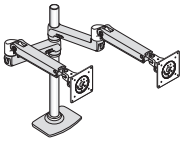

45-549-026
45-509-216
**LX Dual Stacking Arm - Tall Pole Monitor Arm**

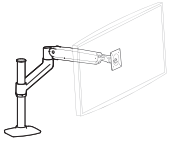

45-360-026
45-384-026
**LX Sit-to-Stand Mount Single Arm**



45-489
**LX Desk Dual Direct Arm**

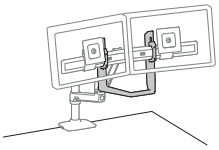

98-037-062
**LX Desk Dual Direct Handle Kit**

## Ergotron Monitor Arms – LX Arms Accessories — pages 144-145

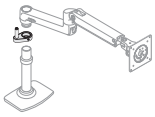

97-774-003
**LX One-Stop Rotational Control Kit**

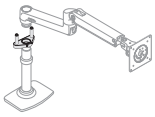

98-060-003
**LX Two-Stop Rotational Control Kit**

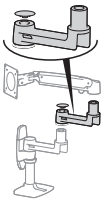

45-289-026
**LX Extension**

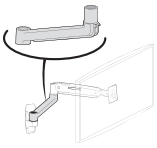

45-362-026
**LX Sit-to-Stand Extension**

97-844
**LX Pole Collar**

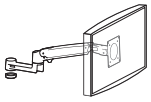

97-940-026
98-130-216
**LX Arm, Extension and Collar Kit**

## Ergotron Monitor Arms – MXV Desk Mount — page 146

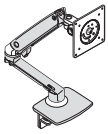

45-486
**MXV Desk Mount Single Arm**

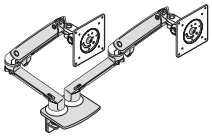

45-496
**MXV Desk Mount Dual Arm**

## Ergotron Monitor Arms – MX Desk Mount — page 147

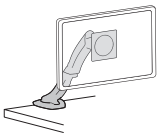

45-214-026
**MX Desk Mount Single Arm**

## Ergotron Monitor Arms – Accessories — page 148

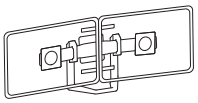

97-783
**Dual Monitor and Handle Kit**

60-589-060
**Monitor Quick Release LCD Bracket**

## Ergotron Monitor Arms – Neo-Flex — page 149

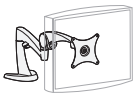

45-174-300
**Neo-Flex**

45-235-194
**Neo-Flex Extend**

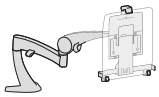

45-306-101
**Neo-Flex Tablet**

## Ergotron Monitor Arms – Mounting Options — pages 150-151

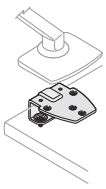

98-236-009
98-082
**Under Mount C-Clamp**

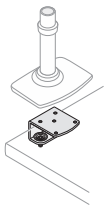

45-306-101
98-083
**Under Mount C-Clamp**

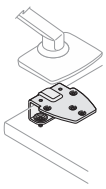

98-081
**Under Mount C-Clamp**

98-034
**Grommet Mount**

98-035
**Grommet Mount**

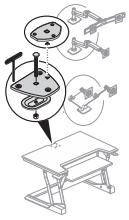

98-017
**Grommet Mount**

98-110
**Grommet Mount**

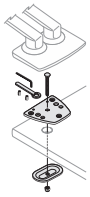

98-111
**Grommet Mount**

# Statement of Line

**Ergotron WorkFit** — pages 152-159

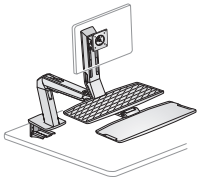

24-317-026
**WorkFit-A Single Attached Sit-Stand Workstation**

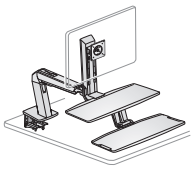

24-390-026
**WorkFit-A Single Attached Sit-Stand Workstation**

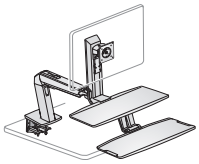

24-391-026
**WorkFit-A Single Attached Sit-Stand Workstation**

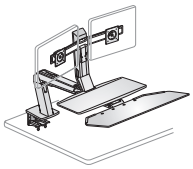

24-316-026
**WorkFit-A Dual Attached Sit-Stand Workstation**

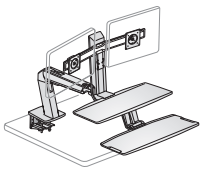

24-392-026
**WorkFit-A Dual Attached Sit-Stand Workstation**

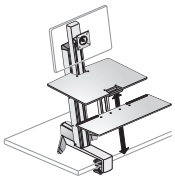

33-350-200
**WorkFit-S Single Attached Sit-Stand Workstation**

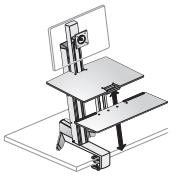

33-351-200
**WorkFit-S Single Attached Sit-Stand Workstation**

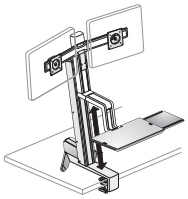

33-341-200
**WorkFit-S Dual Attached Sit-Stand Workstation**

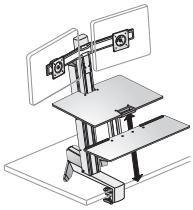

33-349-200
33-349-211
**WorkFit-S Dual Attached Sit-Stand Workstation**

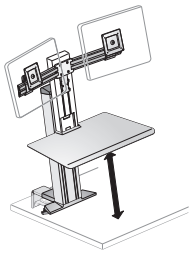

33-407-085
33-407-062
**WorkFit-SR Dual Attached Sit-Stand Workstation**

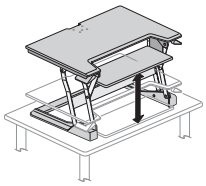

33-397-085
33-397-062
**WorkFit-T Desktop Sit-Stand Workstation**

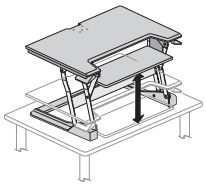

33-406-085
33-406-062
33-418-085
**WorkFit-TL Desktop Sit-Stand Workstation**

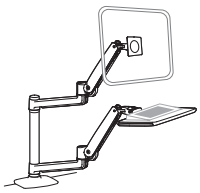

45-405-026
**WorkFit-LX Sit-Stand Desk Mount System**

**Ergotron WorkFit – Accessories** — pages 160-166

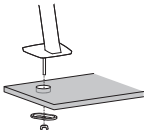

97-692
**WorkFit-A Grommet Mount**

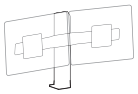

97-606
**WorkFit-A Conversion Kit Single HD to Dual**

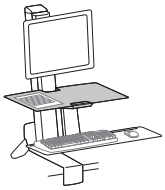

97-581-019
**WorkFit-S Worksurface**

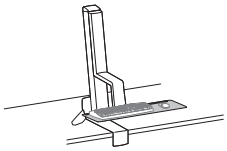

97-653
**WorkFit-S Large Keyboard Tray**

97-558-200
**WorkFit-S Tablet/ Document Holder**

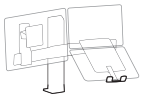

97-617
**WorkFit-A/ WorkFit-S Conversion Kit: Dual to LCD & Laptop**

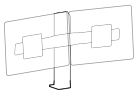

97-616
**WorkFit-A/ WorkFit-S Conversion Kit: LCD & Laptop to Dual**

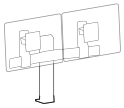

97-615
**WorkFit-A/ WorkFit-S Tall-User Kit for WorkFit Dual**

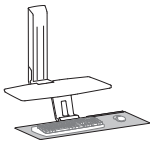

97-897
**WorkFit-A/ WorkFit-S Deep Keyboard Tray**

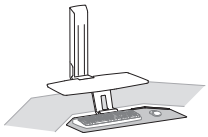

97-898
**WorkFit-A/ WorkFit-S Corner Keyboard Tray**

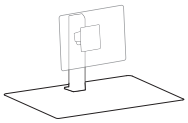

97-935-085
97-935-062
**WorkFit-T/ WorkFit-TL Single LCD Monitor Kit**

# Statement of Line

**Ergotron WorkFit – Accessories (cont'd)** — pages 160-166

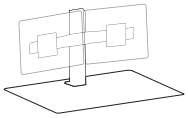

97-934-085
97-934-062
**WorkFit-T/ WorkFit-TL Dual LCD Monitor Kit**

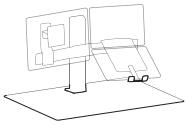

97-933-085
97-933-062
**WorkFit-T/ WorkFit-TL LCD & Laptop Kit**

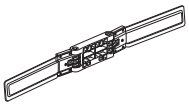

98-101-009
**Dual Monitor Double-Hinged Bow**

97-845
**Tall-User Kit for Single Display**



97-620-060
**Anti-Fatigue Floor Mat**

**Ergotron Neo-Flex Laptop Cart** — page 167

24-205-214

**Ergotron Teachwell® Mobile Digital Workspace** — page 168

24-220-055

**Ergotron LearnFit** — page 169

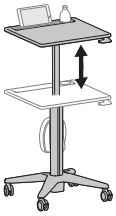

24-547-003
24-481-003
**LearnFit Desk**

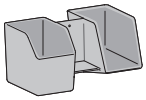

97-926-064
**Storage Bin**

**Ergotron Zip 12 Charging** — page 170

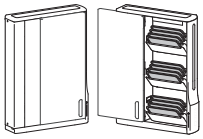

DM12-1006-1

**Grommets** — pages 171-172

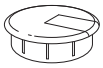

WUAC-WSG

WQAG

JAG-1

JAG-2

TA01-0220

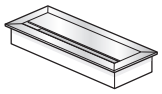

EUG1
**Flip Top Unit — Hatch**

**Planes Information Displays and Accessories** — pages 173-177

KAIE-0029
**Standard Easel**

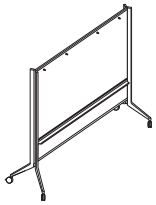

KAIE-0072
**Large Easel**

KAIB-0040
**Information Boards**



KAIW-0096
**Horizontal Wall Rail for Information Boards**

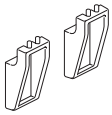

KAIH-0000
**Wall Cleat for Information Boards**

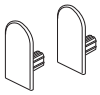

KAIC-0000
**Horizontal Wall Rail End Caps**

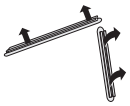

TA01-0214
**Y-Leg Bumper**

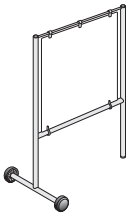

NBFS-M
**Markerboard Insert**

# Statement of Line

## **Markerboard Accessories** — page 178

7062-8001

7031-7002

7031-7001

## **Lighting** — pages 179-197

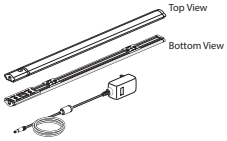


LUTN
**Adaptable LED Task Light - Stand-Alone**

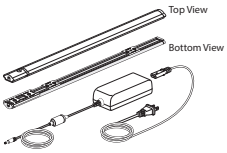


LUTT
**Adaptable LED Task Light - Starter Kit**

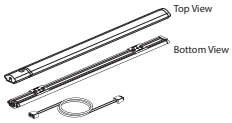


LUTA
**Adaptable LED Task Light - Add-On Kit**

LUTS-0017-19ULD5
**Reed Premier™ Stand-Alone LED Task Light**

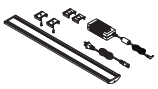

LUTS-0017-12ULD6
**Reed Premier™ Starter LED Task Light**

LUTD-0017-1NULDN
**Reed Premier™ Add-On LED Task Lights**

LUTS-0000
**Reed Premier™ Add-On Occupancy Sensor**

LUV1
**Voyage without Occupancy Sensor**

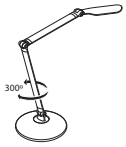


LUV2
**Voyage with Occupancy Sensor**

LBJ1
**Brazo Freestanding Light**

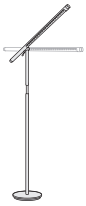

LBJ2
**Brazo Freestanding Light**

LBJ3
**Brazo Mounted Light**

LBJ4
**Brazo Mounted Light**

WQAG
**Grommet**

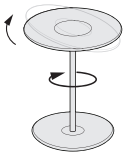

LRT1-1408
**Circa Table Light**

LRF0-5208
**Circa Floor Light**

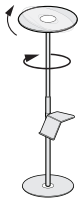

LRF1-5208
**Circa Floor Light**

LCT1-1708
**Contour Table Light**

LCF1-6009
**Contour Floor Light**

HCPL-COT1-07
**Corner Office Table Light**

HCPL-COT2-15
**Corner Office Table Light with Small Panel**

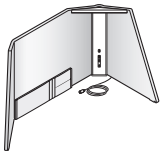

HCPL-COT3-30
**Corner Office Table Light with Large Panel**

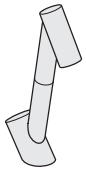

HCPL-GFT1-13
**Giraffa Table Light**

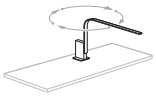

LLL1
**LIM Table Light with Block**

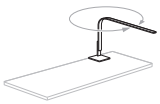

LLL2
**LIM Table Light with Pivot**

LLL3
**LIM Floor Light**

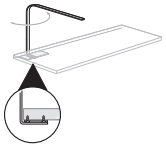

LLC1
**LIM Worksurface Mounted Light**

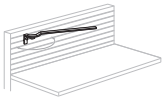

LLM1
**LIM Mounted Light - Slat**

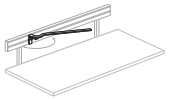

LLM1
**LIM Mounted Light - Belong Rail**

LLM2
**LIM Mounted Light - Panel**

# Statement of Line

## **Lighting (cont'd)** — pages 179-197

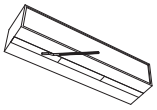

LLU2
**LIM Mounted Light - Under Shelf**

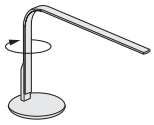

LL31-2210-NFLC
**LIM 360 Table Light**

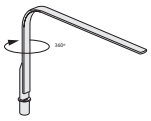

LL32-2210-NGLC
**LIM 360 Grommet Mounted Light**

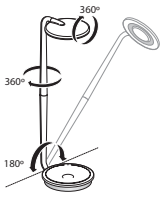


LUPT
**Pixo Table Light**

HCPL-SLT1-17
**Superlight Table Light**

HCPL-SLF1-47
**Superlight Floor Light**

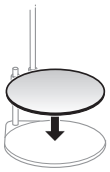

HCPL-SLSV-4BP
**Superlight Base Pads**

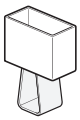

HCPL-TTT1-14
**Tube Top Table Light**

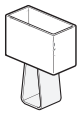

HCPL-TTT2-21
**Tube Top Table Light**

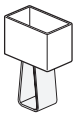

HCPL-TTT3-27
**Tube Top Table Light**

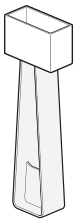

HCPL-TTF1-60
**Tube Top Floor Light**



HCPL-UMT2-11
**UMA Audio Lantern**

## **Mobile Screens** — page 198

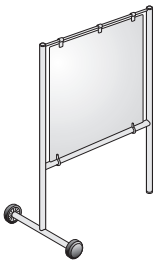

NBFS-X
**Translucent Insert**

## **Monitor Arms – Haworth** — pages 199-202

KU5M-1NNN
**Adjustable Post Arm - Single**

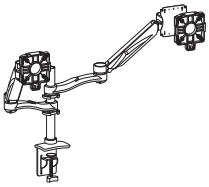

KU5M-2NNN
**Adjustable Post Arm - Double**

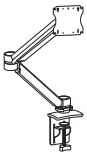

KU6M-1NNN
**Extend Arm - Single**

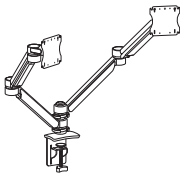

KU6M-2NNN
**Extend Arm - Double**

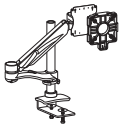

KU5M-1NNB
**Adjustable Post Arm - Single – for Use with Intuity Benching**

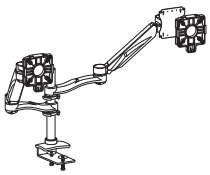

KU5M-2NNB
**Adjustable Post Arm - Double – for Use with Intuity Benching**

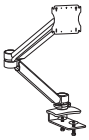

KU6M-1NNB
**Extend Arm - Single – for Use with Intuity Benching**

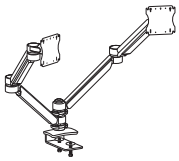

KU6M-2NNB
**Extend Arm - Double – for Use with Intuity Benching**

KU5M-1NNK
**Adjustable Post Arm - Single – for Use with Reside Benching**

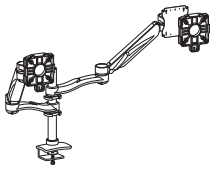

KU5M-2NNK
**Adjustable Post Arm - Double – for Use with Reside Benching**

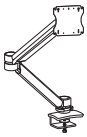

KU6M-1NNK
**Extend Arm - Single – for Use with Reside Benching**

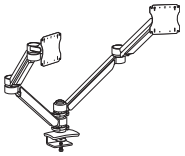

KU6M-2NNK
**Extend Arm - Double – for Use with Reside Benching**



KU6T
**iPad Attachment**

# Statement of Line

## Pip Personal Laptop Table — page 203

STP-P26-TH

## Recycling Solutions — page 204

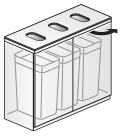

JRPY-3948

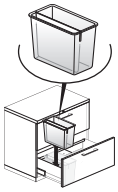

KURB
**Recycling/Trash Bin**

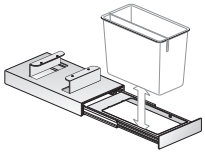

KURD
**Recycling Bin Carriage**

## Storage Accessories – Drawer Inserts — page 205

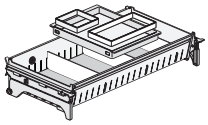

KJFI-00XX-D
**Lateral File Drawer Insert**

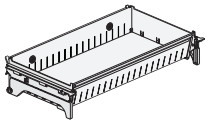

KFI-00XX-B
**Lateral File Drawer Insert**

## Lateral File Drawer Insert — page 206

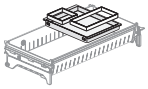

KJTY-12
**PDA Tray**

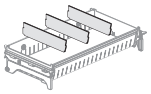

KDV
**Dividers**

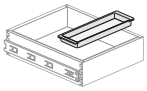

KJTY-10
**Personal Tray**

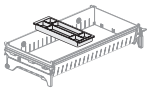

KJTY-9
**Pencil Tray**

## Wire Management — pages 207-213



EUAW-0000-NHS
**Cord Manager — Mesh**

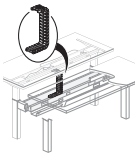

EAAW-0000-H
**Cable Chain**

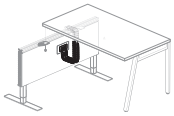

EUAW-4000-V
**Compose Connections Cable Chain**

EUAW-3100-NV
**Vertical Cable Chain**

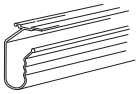

4TJC-72
**J-Channel**

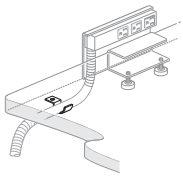

EUAM-0000
**Conduit Clamp**

NEH-8
**Wire Management Loop**

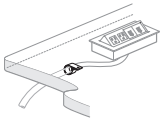

TA01-0225
**Wire Manager Clips**

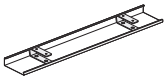

EUAW-NH
**Wire Manager — Horizontal**

WUAW-PNH
**Horizontal Wire Management**

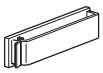

NECG-V
**Vertical Cable Guide**

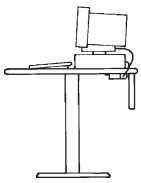

KWT
**Wire Management Trough**

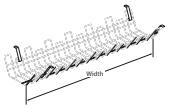


TAWB
**Wire Management Basket**

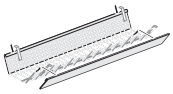

TABC
**Basket Cover**

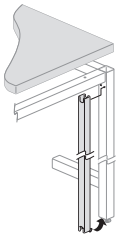

TYVW
**Vertical Wire Channel — Leg Attached**

TA01-0228-F
**Planes C-Leg Training Table Vertical Wire Manager**

VZAW-0000-V
**Compose Task Light Cord Manager**

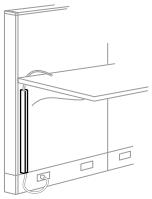

NEV-1
**PREMISE Vertical Wire Manager**

NEV-2
**PREMISE Task Light Cord Manager**

WC-17
**UniGroup Too, UniGroup and PLACES Task Light Wire Manager**

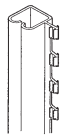

WC-6
**UniGroup Too, UniGroup and PLACES Wire Manager**

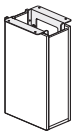

TA01-0814
**Cable Base**

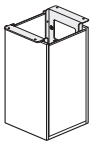

TA01-1414
**Cable Base**

TA01-0217
**Cable Column**

# Statement of Line

**Work Tools – Mounting** — pages 214-237

NAPY
**Wall Accessory Slat Pad - for Use with PREMISE**

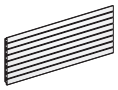

KUPY
**Slat, Wall Mount**

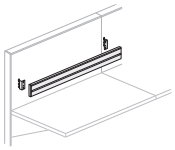

KUR1-0424-PZN
**Belong Single Side**

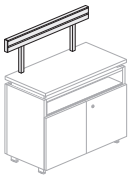

KUR1-1224-CSN
**Belong Tool Rail — Horizontal Surface Mount C-Clamp or Thru-Mount**

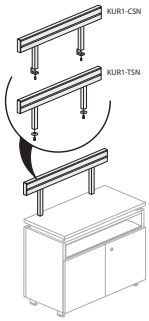


KUR1-CSN
KUR1-TSN
**Belong Tool Rail — Horizontal Surface Mount C-Clamp or Thru-Mount**

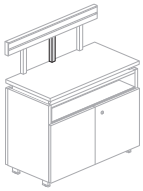

KUP1-0000-CSN
**Belong Tool Rail — Single Post — C-Clamp or Thru-mount**

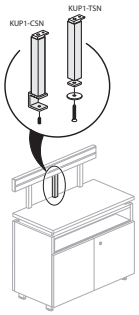


KUP1-CSN
KUP1-TSN
**Belong Tool Rail — Single Post — C-Clamp or Thru-mount**

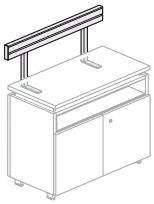

KUR1-1224-USN
**Belong Tool Rail — Under Horizontal Surface Mount — L-Bracket**

KUP1-0000-USN
**Belong Tool Rail — Single Post — L-Bracket Mount**

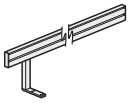

KUR1-1224-USE
**Belong Tool Rail — Single Sided Continuous Benching End**

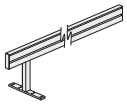

KUR2-1224-UBE
**Belong Tool Rail — Double-Sided Continuous Benching End Application Only**

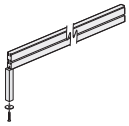

KUR1-1224-USI
**Belong Tool Rail — Internal Single Sided Continuous Benching Application**

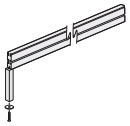

KUR2-1224-UBI
**Belong Tool Rail — Internal Continuous Benching Application Only**

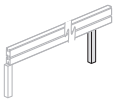

KUP2-0000-UBI
**Belong Tool Rail — Single Post Internal/Benching**

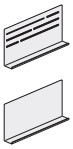

KUTS-E
**Belong Territory Screen — End-of Run**

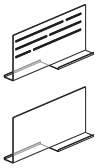

KUTS-S
**Belong Territory Screen — Shared**

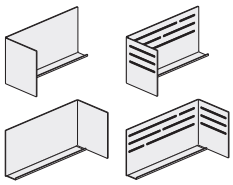

KUTS-L
**Belong Territory L-Screen**

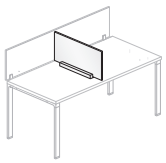

SUTM
**Territory Screen — Multi-material**

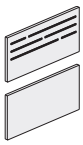

KUTB
**Belong Structural Screen Tile**

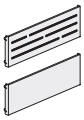

KZTB
**Belong Systems Tile — External Mount for use with Compose Panels**

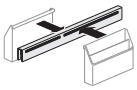

KUSR
**Screen Rail - Double Sided**

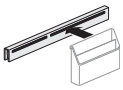

KUSR
**Belong Screen Rail - Single Sided**

KUCU-0915-BNN
**Belong Open C Cubby No Slots**

KUCU-1215-BNS
**Belong Open C Cubby With Slots**

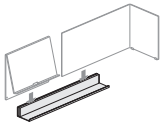

KUBT
**Belong Base Tray**

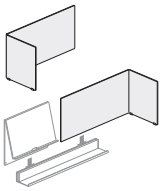

KULS
**Belong Desk Top L-Screen**

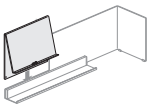

KURS
**Belong Desk Top Reference Shelf**

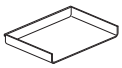

KUPT-0913-H
**Belong Paper Tray**

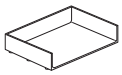

KUPT-0913-F
**Belong Paper Tray**

KUTC-0000-H
**Belong Tool Cup**

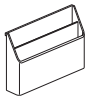

KUHS-0000-H
**Belong Hanging Sorter**

# Statement of Line

**Work Tools (cont'd)** — pages 214-237

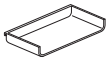

KUSH-0408-H
**Belong Mini Shelf**

KUBL-2030-FJ
**Belong Blotter**

KURS-0010-H
**Belong Reference Shelf**

KURS-0019-H
**Belong Reference Shelf**

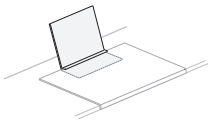

KURS-0012-B
**Belong Reference Shelf**

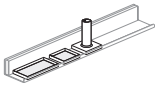

KUAK
**Belong Accessory Kit**

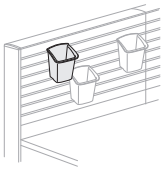

DTWC-2
**Jump Stuff Tool Cup**

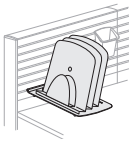

DTPR-3
**Jump Stuff Paper Sorter**

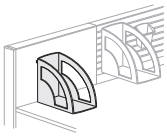

DTSB-3
**Jump Stuff Binder Bin**

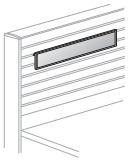

DTTS-12
DTTS-24
**Jump Stuff Tack Strip**

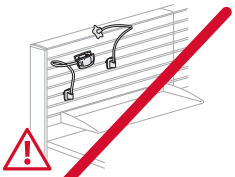

DTGK-3
**Jump Stuff Gooseneck Kit**

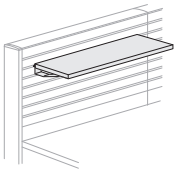

DMSP
**Jump Stuff Mini Shelf**

DTTE-3
**Jump Stuff Tote**

DTTH-3
**Jump Stuff Tote**

DTHS-1
**Jump Stuff Tote Strap**

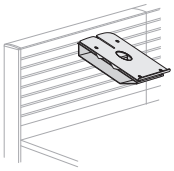

DTPT-3
**Jump Stuff Phone Shelf**

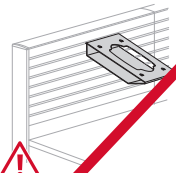

DTBS-1
**Jump Stuff Phone Shelf Bracket**

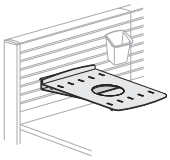

DTES-3
**Jump Stuff Personal Shelf**

DTAR-1
**Jump Stuff Personal Shelf Bracket**

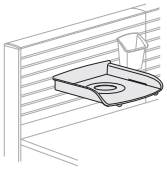

DTLT-2
**Jump Stuff Letter Tray**

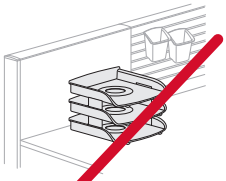

DTLS-2
**Jump Stuff Letter Tray Stacking Kit**

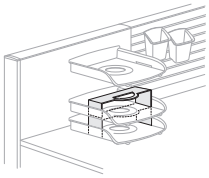

DTSB-1
**Jump Stuff Letter Tray Stacking Kit Bracket**

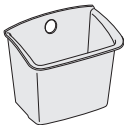

DTRB
**Jump Stuff Waste Bin**



DPM-1
**Jump Stuff Pile Master Kit**



DBKP-S
DBKP-1
**Jump Stuff File Master Kit**

DBKT-S
DBKT-S
**Jump Stuff Task Master Kit**

DBKS-S
DBKS-S
**Jump Stuff Mini Master Kit**

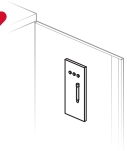

KUAM-0411
**Magnetic Board**

KUAM-0518
**Magnetic Board**

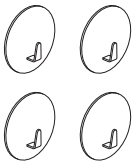

KUAH-0002
**Magnetic Hooks**

KUAH-0003
**Magnetic Hook**

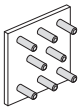

KUAP-0000
**Magnetic Round Peg Magnets**

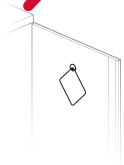

KUAR-0403
**Magnetic Mirror**

**OBSOLETED | March 2023**

# Statement of Line

## **Workstation Accessories** — pages 238-241

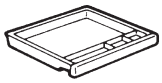

DS-3
**Shallow Drawer**

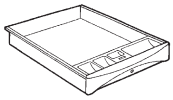

SCD-19
**Steel Center Drawer**

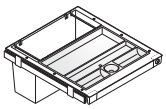

KUDP-2420
**Pencil + Drawer**

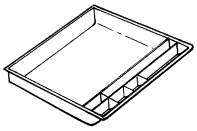

JAC-18
**Pencil Drawer**

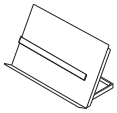

KU1D-0000
**Adjustable Document Holder**

KU1F-0000
**Adjustable Footrest**

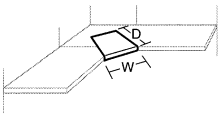


MAC-0001
**Make-A-Corner**

VZAC-0000-P
**Compose All-Purpose Hook**

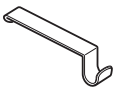

VZAC-0000-H
**Compose All-Purpose Hook**

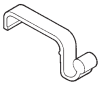

HCH-0008
**PLACES All-Purpose Hook**

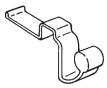

HCH-0008-W
**PLACES All-Purpose Hook — For Low Profile Wood Top Cap Panels**

CH-8
**UniGroup All-Purpose Hook**

E2CH-8
**UniGroup Too All-Purpose Hook**

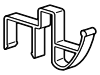

NAH-12-S
**PREMISE All-Purpose Hook**

KUWH-0202
**Bag Hook**

## **Lock Programs** — pages 246-248

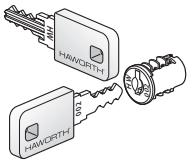


LSET
**HW Lock Plugs and Keys**




HW-SVC
**HW Plugs and Keys**

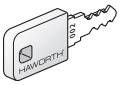


HWSK
**HW Replacement Keys**

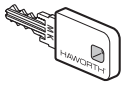


HWMK-1
**HW Master Key**

CK-3
**HW Control Key**




HWKB-1
**HW Key Blank**

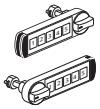

HUDR-R
HUDR-L
**Digital Lock**

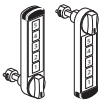

HUDR-B
HUDR-T
**Digital Lock**

HUDF-F
**Digital Lock Control Key Fob**

PAGE UPDATE
Click Here for Details

# Adjustable Keyboard Pads

## Locking Tilt AKP

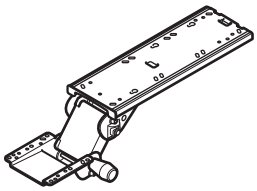

KU1A-0017

| Description | Height Adjustment | Number ❶ | Price |
|---|---|---|---|
| 17″(432mm) Long Track/Locking Tilt | 2.5″ Above/5.9″ Below | KU1A-0017- ▢ N | **$392.34** |
| 21″(533mm) Long Track/Locking Tilt | 2.5″ Above/5.9″ Below | KU1A-0021- ▢ N | **392.34** |

### Features

- Includes one locking tilt arm with track and Keyboard Tray.
- Patented spring-assisted Lift-n-Lock™ counter balancing system.
- Height adjustment range: 2.5″ above/5.9″ below worksurface.
- Soft-touch knob for locking tilt adjustment -15°/+15°.
- 360° rotation.
- In/Out travel:
  - –17″ track length - 12″
  - –21″ track length - 16.8″
- Track allows Keyboard Tray to be fully retracted under worksurface.
- Keyboard Tray Option: (Refer to Keyboard Tray for features)
  - –(1) 21″ wide Keyboard Tray with swivel Mouse Pad
  - –(2) 21″ wide Keyboard Tray without Mouse Pad
  - –(3) 26″ wide Keyboard Tray with space for mousing
- Standard in supplier black textured paint.
- Field installed.

### Specification Tips

- 17″ long (432mm) track fits under worksurfaces 18″(457mm) or deeper.
- 21″ long (533mm) track fits under worksurfaces 22″(559mm) or deeper.
- Recommended for most corner applications.

### To Order, Specify:

1) Product number, including:

**❶ Keyboard Tray Option**

- **1** 21″ Keyboard with Mouse Pad, add **$41.79** list
- **2** 21″ Keyboard without Mouse Pad, no upcharge
- **3** 26″ Keyboard with built-in Mouse Pad, add **$83.60** list

(No finish specification required.)

## Dial Tilt AKP



KU2A-0017

| Description | Height Adjustment | Number ❶❷ | Price |
|---|---|---|---|
| 17″(432mm) Long Track/Dial Tilt | 2.5″ Above/6.1″ Below | KU2A-0017- ▢ ▢ | **$420.65** |
| 21″(533mm) Long Track/Dial Tilt | 2.5″ Above/6.1″ Below | KU2A-0021- ▢ ▢ | **420.65** |

### Features

- Includes one Dial Tilt arm with track and Keyboard Tray.
- Includes gauges that show tilt and height adjustments.
- Patented Dial Tilt adjustment of keyboard tray as knob is turned.
- Patented spring-assisted Lift-n-Lock™ counter balancing system.
- Height adjustment range: 2.5″ above/6.1″ below worksurface.
- Tilt allows adjustment -15°/+10°.
- Positive Tilt Lock Option allows tilt adjustment -15°/+0°.
- 5.5″(140mm) standard arm length.
- In/Out travel:
  - –17″ track length - 12″
  - –21″ track length - 16.8″
- Track allows Keyboard Tray to be fully retracted under worksurface.
- 360° rotation.
- Keyboard Tray Option: (Refer to Keyboard Tray for features)
  - –(1) 21″ wide Keyboard Tray with swivel Mouse Pad
  - –(2) 21″ wide Keyboard Tray without Mouse Pad
  - –(3) 26″ wide Keyboard Tray with space for mousing
- Standard in supplier black textured paint.
- Field installed.

### Specification Tips

- 17″(432mm) track fits under worksurfaces 18″(457mm) or deeper.
- 21″(533mm) track fits under worksurfaces 22″(559mm) or deeper.
- Recommended for most corner applications.

### To Order, Specify:

1) Product number, including:

**❶ Keyboard Tray Option**

- **1** 21″ Keyboard with Mouse Pad, add **$41.79** list
- **2** 21″ Keyboard without Mouse Pad, no upcharge
- **3** 26″ Keyboard with space for mousing, add **$83.60** list

**❷ Positive Tilt Lock Option**

- **P** Positive Tilt Lock
- **N** None

(No finish specification required.)

# Adjustable Keyboard Pads

## Dial Tilt AKP - Extended Arm

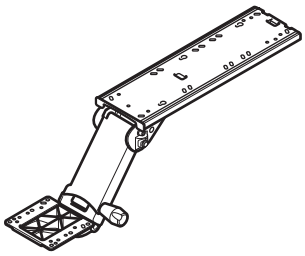

KU3A-0023

| Description | Height Adjustment | Number ❶❷ | Price |
|---|---|---|---|
| 23″(584mm) Long Extended Track/Dial Tilt | 2.75″ Above/8″ Below | KU3A-0023- | **$455.72** |

### Features

- Includes one Dial Tilt arm with track and Keyboard Tray.
- Includes gauges that show tilt and height adjustments.
- Patented Dial Tilt adjustment of keyboard tray as knob is turned.
- Patented spring-assisted Lift-n-Lock™ counter balancing system.
- Height adjustment range: 2.75″ above/8″ below worksurface.
- Tilt allows adjustment -15°/+10°.
- Positive Tilt Lock Option allows tilt adjustment -15°/+0°.
- 7.5″(191mm) standard arm length.
- In/Out travel: 18.1″
- Track allows Keyboard Tray to be fully retracted under worksurface.
- 360° rotation.
- Keyboard Tray Option: (Refer to Keyboard Tray for features)
  - –(1) 21″ wide Keyboard Tray with swivel Mouse Pad
  - –(2) 21″ wide Keyboard Tray without Mouse Pad
  - –(3) 26″ wide Keyboard Tray with space for mousing
- Standard in supplier black textured paint.
- Field installed.

### Specification Tips

- 23″(584mm) track fits under worksurfaces 23″(584mm) or deeper.
- Recommended for most corner applications.

### To Order, Specify:

1) Product number, including:

**❶ Tray Option**

- **1** 21″ Keyboard with Mouse Pad, add **$41.79** list
- **2** 21″ Keyboard without Mouse Pad, no upcharge
- **3** 26″ Keyboard with space for mousing, add **$83.60** list

**❷ Positive Tilt Lock Option**

- **P** Positive Tilt Lock
- **N** None

(No finish specification required.)

## Sit-to-Stand AKP

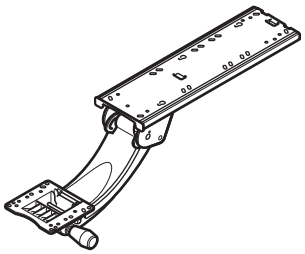

KU4A-0023

| Description | Height Adjustment | Number ❶❷ | Price |
|---|---|---|---|
| 23″(584mm) Long Track/Sit-to-Stand | 8.25″ Above/5.9″ Below | KU4A-0023- | **$484.03** |

### Features

- Includes one locking tilt arm with track and Keyboard Tray.
- Patented spring-assisted Lift-n-Lock™ counter balancing system.
- Height adjustment range: 8.25″ above/5.9″ below worksurface.
- Tilt allows adjustment -15°/+10°.
- Positive Tilt Lock Option allows tilt adjustment -15°/+0°.
- 7.5″(191mm) standard arm length.
- In/Out travel: 18.1″
- Track allows Keyboard Tray to be fully retracted under worksurface.
- 360° rotation.
- Keyboard Tray Option: (Refer to Keyboard Tray for features)
  - –(1) 21″ wide Keyboard Tray with swivel Mouse Pad
  - –(2) 21″ wide Keyboard Tray without Mouse Pad
  - –(3) 26″ wide Keyboard Tray with space for mousing
- Standard in supplier black textured paint.
- Field installed.

### Specification Tips

- 23″(584mm) track fits under worksurfaces 23″(584mm) or deeper.
- Recommended for most corner applications.

### To Order, Specify:

1) Product number, including:

**❶ Keyboard Tray Option**

- **1** 21″ Keyboard with Mouse Pad, add **$41.79** list
- **2** 21″ Keyboard without Mouse Pad, no upcharge
- **3** 26″ Keyboard with space for mousing, add **$83.60** list

**❷ Positive Tilt Lock Option**

- **P** Positive Tilt Lock
- **N** None

(No finish specification required.)

# Adjustable Keyboard Pads

## Keyboard Trays – included with Number KU AKP Arm

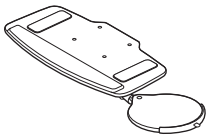

21″ Keyboard Tray
with swivel mouse pad (1)

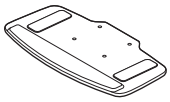

21″ Keyboard Tray
without mouse pad (2)

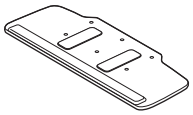

26″ Keyboard Tray
with space for mousing (3)

### Features

- Includes one Keyboard Tray in different configurations.
- Sizes: 20″(508mm) wide x 11″(279mm) deep;
  Mouse Pad adds 8.4″(213mm) to width
  26″(660mm) wide x 11″(279mm) deep
- Keyboard Tray Options:
  - (1) 21″ wide Keyboard Tray with 360° swivel Mouse Pad with mouse edge guard and cable manager
  - (2) 21″ wide Keyboard tray without Mouse Pad
  - (3) 26″ wide Keyboard Tray with space for mousing
- Keyboards are made from 0.5″ thick HDPE (High Density Polyethylene) in textured supplier black.
- Keyboard Trays include anti-skid strips to hold keyboard in place.
- Standard with removable palm rest.
- Keyboard with mouse pad; Mouse Pad can be attached on either right or left side of Keyboard Tray; rotates 360° independent of keyboard tray.
- Field installed.

### Specification Tips

- Keyboard Tray has mounting holes for attachment to AKP numbers: KU1A, KU2A, KU3A and KU4A.
- 21″ Keyboard Tray recommended for use with most corner worksurfaces.
- 26″ Keyboard Tray recommended for rectangular worksurfaces with flat edges; not recommended for corner worksurfaces.

# Adjustable Keyboard Pads

| | Description | Number ❶❷ | Price |
|---|---|---|---|
| **Thin Profile AKP** | 17″(432mm) Thin Profile | KU5A-0017- | **$392.34** |
| | 21″(533mm) Thin Profile | KU5A-0021- | **392.34** |

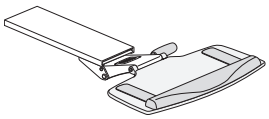

KU5A

### Features

- Includes one Dial Tilt arm with track and Keyboard Tray.
- Gauges show tilt and height adjustments.
- Patented Dial Tilt adjustment of keyboard tray .
- Patented spring-assisted Lift-n-Lock™ counter balancing system.
- Height adjustment range: 1.19″(30mm) above/6.5″(165mm) below worksurface.
- Tilt allows adjustment -20°/+10°.
- Positive Tilt Lock Option allows tilt adjustment -20°/+0°.
- 7.5″(191mm) standard arm length.
- In/Out travel: 12″(305mm) for 17″(432mm) and 16.75″(419mm) for 21″(533mm) track.
- Track allows Keyboard Tray to be fully retracted under worksurface.
- 360° rotation.
- Keyboard Tray Option: (Refer to Keyboard Tray for features)
  - –(1) 21″(533mm) wide Keyboard Tray with swivel Mouse Pad
  - –(2) 21″(533mm) wide Keyboard Tray without Mouse Pad
  - –(3) 26″(660mm) wide Keyboard Tray with space for mousing
- Standard in supplier black textured paint.
- Field installed.

### To Order, Specify:

1) Product number, including:

**❶ Tray Option:**

- **1** Keyboard with Mouse Pad, add **$41.79** list
- **2** Keyboard without Mouse Pad, no upcharge
- **3** Keyboard with space for mousing, add **$83.60** list

**❷ Positive Tilt Lock Option:**

- **P** Positive Tilt Lock
- **N** None

(No finish specification required.)

PAGE UPDATE
Click Here for Details

# Adjustable Keyboard Pads

OBSOLETED | October 2021

## Boogie Board Keyboard Tray with Palm Rest and Integrated Mouse Pad

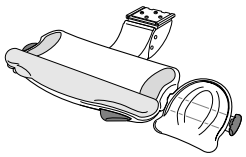

HKTC-M
HKTE-M

| Height | Depth | Width | Description | Number | Price |
|---|---|---|---|---|---|
| 5.3″(135mm) | 12″(305mm) | 28″(711mm) | 17″(432mm) track, Comfort Palm Rest | HKTC-17-M | **$696.52** |
| | | | 17″(432mm) track, Ergonomic Palm Rest | HKTE-17-M | **696.52** |
| | | | 21″(533mm) track, Comfort Palm Rest | HKTC-21-M | **696.52** |
| | | | 21″(533mm) track, Ergonomic Palm Rest | HKTE-21-M | **696.52** |

### Features

- Palm rests available in ergonomic height adjustable or soft comfort versions.
- Stores under worksurface or lift entire tray to pull out. Release tray and it automatically saves distance-to-desk position.
- Intuitive single lever on front of AKP adjusts both height and tilt.
- Spring assisted adjustment (with automatic lock) of 6.5″(165mm) above worksurface and 4″(102mm) below.
- Integrated mouse pad tilts independently of keyboard tray.
- Includes mouse pad insert (not shown) for optional use.
- Mouse pad is interchangeable between right- and left-hand applications.
- Ease of modifying positions reduces repetitive stress injuries by encouraging AKP repositioning throughout the day.
- Superior stability (patented arm mechanism makes for smooth and stable operation).
- A simple guide for new users located within the AKP for referencing.
- Keyboard tray and mouse pad tilt +/-15°.
- 360° rotation.
- 17″(432mm) track fits under worksurfaces 18″(457mm) or deeper.
- 21″(533mm) track fits under worksurfaces 22″(559mm) or deeper.

### To Order, Specify:

1) Product number.
2) Translucent finish color.

Boogie Board is available in the following finish colors:

- TR-0LX Ice (translucent blue)
  Keyboard tray in smoke with accents of graphite (palm rest, mouse pad insert and bottom of keyboard tray), and black (arm).
- TR-0LU Shadow (translucent charcoal)
  Keyboard tray in charcoal with accents of graphite (palm rest, mouse pad insert and bottom of keyboard tray), and black (arm).

### Positive Tilt Lock-Out Option:

For positive tilt lock-out option (0° to -15° tilt only), add suffix **P** to the product number.
***Example:*** HKTC-17-M**P**

## Boogie Board Keyboard Tray with Palm Rest

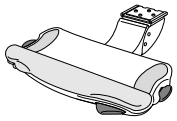

HKTC-N
HKTE-N

| Height | Depth | Width | Description | Number | Price |
|---|---|---|---|---|---|
| 5.3″(135mm) | 12″(305mm) | 21″(533mm) | 17″(432mm) track, Comfort Palm Rest | HKTC-17-N | **$659.15** |
| | | | 17″(432mm) track, Ergonomic Palm Rest | HKTE-17-N | **659.15** |
| | | | 21″(533mm) track, Comfort Palm Rest | HKTC-21-N | **659.15** |
| | | | 21″(533mm) track, Ergonomic Palm Rest | HKTE-21-N | **659.15** |

### Features

- Palm rests available in ergonomic height adjustable or soft comfort versions.
- Stores under worksurface or lift entire tray to pull out. Release tray and it automatically saves distance-to-desk position.
- Intuitive single lever on front of AKP adjusts both height and tilt.
- Spring assisted adjustment (with automatic lock) of 6.5″(165mm) above worksurface and 4″(102mm) below.
- Ease of modifying positions reduces repetitive stress injuries by encouraging AKP repositioning throughout the day.
- Superior stability (patented arm mechanism makes for smooth and stable operation).
- A simple guide for new users located within the AKP for referencing.
- Keyboard tray and mouse pad tilt +/-15°.
- 360° rotation.
- 17″(432mm) track fits under worksurfaces 18″(457mm) or deeper.
- 21″(533mm) track fits under worksurfaces 22″(559mm) or deeper. Recommended for most corner applications.

### To Order, Specify:

1) Product number.
2) Translucent finish color.

Boogie Board is available in the following finish colors:

- TR-0LX Ice (translucent blue)
  Keyboard tray in smoke with accents of graphite (palm rest and bottom of keyboard tray), and black (arm).
- TR-0LU Shadow (translucent charcoal)
  Keyboard tray in charcoal with accents of graphite (palm rest and bottom of keyboard tray), and black (arm).

### Positive Tilt Lock-Out Option:

For positive tilt lock-out option (0° to -15° tilt only), add suffix **P** to the product number.
***Example:*** HKTC-17-M**P**

## Boogie Board Mouse Pad

HKMP-1

| Height | Depth | Width | Description | Number | Price |
|---|---|---|---|---|---|
| 1″(25mm) | 11″(279mm) | 8″(203mm) | | HKMP-1 | **$70.83** |

### Features

- For use with Boogie Board AKP or on top of worksurface.
- Integrated teeth allow right- or left-handed keyboard applications.
- Easily attaches to keyboard tray.
- Includes mouse pad insert (not shown) for optional use.

### To Order, Specify:

1) Product number.
2) Translucent finish color.

Boogie Board mouse pad is available in the following finish colors:

- TR-0LX Ice (translucent blue)
  Mouse pad insert standard in graphite.
- TR-0LU Shadow (translucent charcoal)
  Mouse pad insert standard in graphite.

# CPU Holders

## Fixed Mount CPU Holder

| Description | Number | Price |
|---|---|---|
| Fixed Mount CPU Holder | KU1C-0000-N | **$126.74** |

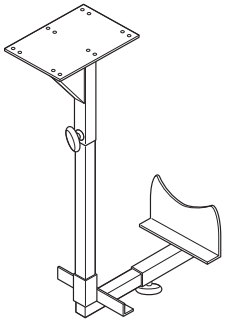

KU1C - Vertical

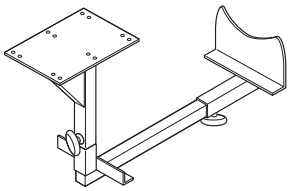

KU1C - Horizontal
Class YA – GSA: Open Market

### Features

- Includes one fixed mount CPU holder.
- Mounts under tops in either vertical or horizontal position.
- Vertical Mount adjustment ranges:
  - –Height adjustment for CPU: 15.5″ to 20″
  - –Width adjustment for CPU: 5.5″ to 9.8″
  - –Overall height adjustment: 17.5″ to 22″
  - –Overall width adjustment: 9.25″ to 13.5″
- Horizontal Mount adjustment ranges:
  - –Height adjustment for CPU: 7.3″ to 11.3″
  - –Width adjustment for CPU: 13.8″ to 18.8″
  - –Overall height adjustment: 9.25″ to 13.5″
  - –Overall width adjustment: 17.5″ to 22.5″
- Control knobs allow adjustments as needed.
- Standard in supplier black.
- Field installed.

### Specification Tips

- 85 lbs. maximum weight load.
- Fits under tops 18″(457mm) or deeper.
- Mounting Plate Size:
  - –5.35″(136mm) deep x 3.94″(100mm) wide

**Note:** Recommended for use with:
- –UniGroup® Too applications.
- –PREMISE® and Compose® applications directly adjacent to floor support.
- –X Series Casegoods.
- –Contact Sales Engineering for all other applications.

### To Order, Specify:

1) Product number.
(No finish specification required.)

## Adjustable CPU Holder

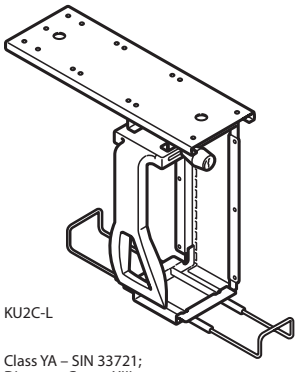

KU2C-L

Class YA – SIN 33721;
Discount Group XIII

| Description | Track Length | Number | Price |
|---|---|---|---|
| Adjustable Mount CPU Holder | 17″(432mm) | KU2C-0000-N | **$182.01** |
| Adjustable Mount CPU Holder - Locking | 17″(432mm) | KU2C-0000-L | **$308.75** |

### Features

- Includes one adjustable mount CPU Holder with or without lock.
- Mounts under tops.
- CPU holder mechanism 360° rotation dependent upon track location.
- Plastic side clamp with bumpers; control knob adjusts clamp.
- Adjustment Ranges:
  - –Height: 13.5″ to 22.5″
  - –Width: 3.5″ to 9.3″
  - –Depth: 14.75″ to 22.3″
- 17″(432mm) adjustable track with plastic glides.
- Locks cannot be retrofitted nor keyed-alike to match Haworth lock plugs or keys.
- Standard in supplier black textured paint.
- Field installed.

### Specification Tips

- 85 lbs. maximum weight load.
- 17″(432mm) track fits under tops 18″(457mm) or deeper.

**Note:** Recommended for use with:
- –UniGroup® Too applications.
- –PREMISE® and Compose® applications directly adjacent to floor support.
- –X Series Casegoods.
- –Contact Sales Engineering for all other applications.

### To Order, Specify:

1) Product number.
(No finish specification required.)

# Electrical Components

Collaborative Power Station

## Collaborative Power Station

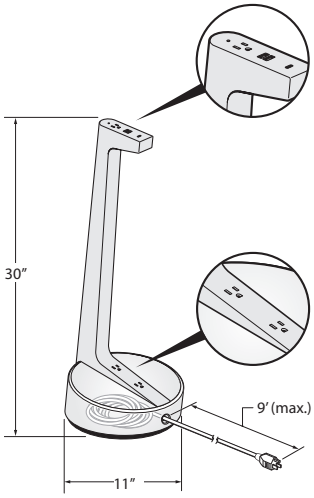


EUCN-PJ

| Color | Number | Price |
|---|---|---|
| Fog/Matte Fog | EUCN-PJ0F-311 | **$ 998.78** |
| Storm/Matte Storm | EUCN-PJ0S-311 | **998.78** |
| Black/Matte Black | EUCN-PJ0B-311 | **998.78** |
| Fog/Weathered Aspen Veneer | EUCN-PJ0V-311 | **1378.63** |

### Features

- Includes power module with 5 ports (3 on the top and 2 on the bottom) configured with simplex outlets (NEMA-5-15R) and USB charging port.
- Corded power module with 15 amp - 9′(2743mm) long cord with plug (NEMA 5-15P).
- USB-A provides two 10W charging ports.
- USB-C 18W provides a single 18w USB-C port that can provide a fast charge for mobile phones and tablets.
- Color options:
  - –Fog/Matte Fog
  - –Storm/Matte Storm
  - –Black/Matte Black
  - –Fog/Weathered Aspen Veneer

### Specification Tips

- Configuration and quantity of power and data ports cannot be modified in the field.
- For use with 120 volt 60 hertz power source only.
- Requires field installation.
- Application may require approval of local authority having jurisdiction (AHJ); ensure compliance before placing orders and installation.

### To Order, Specify:

1) Product number.
   (No finish specification required.)

# Electrical Components

Classic Power Module

| Width | Depth | Cord Length | Trim Color | Color | Port | Configuration | Number | Price |
|---|---|---|---|---|---|---|---|---|
| **Corded** | | | | | | | | |
| | | 6′(1829mm) | Black | Black | 3 | 2 Power Receptacles, 1 USB Charging | EUF1-PF0B-21000 | **$206.59** |
| | | | | | 4 | 3 Power Receptacles, 1 USB Charging | EUF1-PF0B-31000 | **217.26** |
| | | 6′(1829mm) | White | White | 3 | 2 Power Receptacles, 1 USB Charging | EUF1-PF0W-21000 | **$206.59** |
| | | | | | 4 | 3 Power Receptacles, 1 USB Charging | EUF1-PF0W-31000 | **217.26** |
| | | 10′(3048mm) | Black | Black | 3 | 2Power Receptacles, 1 USB Charging | EUF1-PJ0B-21000 | **$222.36** |
| | | | | | 4 | 3 Power Receptacles, 1 USB Charging | EUF1-PJ0B-31000 | **233.03** |
| | | 10′(3048mm) | White | White | 3 | 2 Power Receptacles, 1 USB Charging | EUF1-PJ0W-21000 | **$222.36** |
| | | | | | 4 | 3 Power Receptacles, 1 USB Charging | EUF1-PJ0W-31000 | **233.03** |

### Classic Power Module

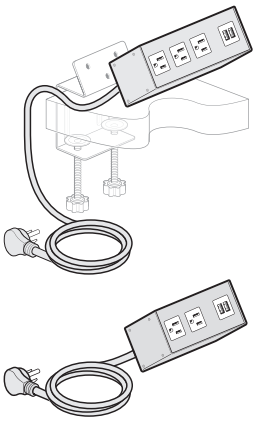

EUF1

### Features

- Includes power module with 3 or 4 ports configured with simplex outlets (NEMA-5-15R), USB charging port (with two USB outlets).
- Corded power module with 15 amp - 6′(1829mm) or 10′(3048mm) long cord with plug (NEMA 5-15P).
- USB Charging Port consists of two 5V USB 2.0 style A outlets, each with 10.5W (2.1Amp) charging capacity.
- Attaches to surface with separately specified mounting brackets.
- Color option of black or white front.

### Specification Tips

- Configuration and quantity of power and USB ports cannot be modified in the field.
- For use with 120 volt 60 hertz power source only.
- Requires field installation.
- Application may require approval of local authority having jurisdiction (AHJ); ensure compliance before placing orders and installation.
- Separately specified:
  –Mounting Bracket

### To Order, Specify:

1) Product number.
   (No finish specification required.)

# Electrical Components

Classic Power Module Brackets

| | Description | Number | Price |
|---|---|---|---|
| **Classic Power Module Bracket - Angled** | Black | EUFB-0000-AB | **$49.56** |
| | White | EUFB-0000-AW | **49.56** |

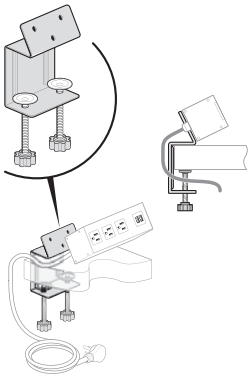

EUFB-0000-AB

### Features

- Includes one Classic Power Module mounting bracket and mounting hardware.
- Fixed Bracket mounts Classic Power Module to edge of worksurface with thumb screws for ease of relocation.

### Specification Tips

- **Accommodates 2″(51mm) thick tops.**
- Classic Power Module applications should be reviewed by local authorities (electrical inspector) prior to ordering due to varying local codes.
- Recommended for use on panel mounted worksurface or freestanding table top.

### To Order, Specify:

1) Product number.
(No finish specification required.)

| | | | |
|---|---|---|---|
| **Classic Power Module Bracket - Vertical Bracket** | Black | EUFB-0000-SB | **$49.56** |
| | White | EUFB-0000-SW | **49.56** |

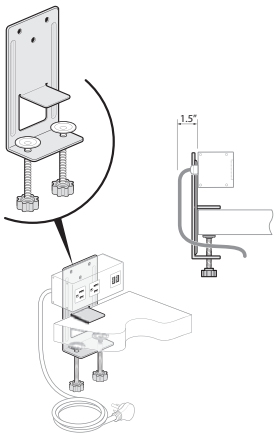


EUFB-0000-SB

### Features

- Includes one Classic Power Module mounting bracket and mounting hardware.
- Adjustable bracket mounts Classic Power Module to edge of worksurface with thumb screws for ease of relocation.

### Specification Tips

- **Accommodates 2″(51mm) thick tops.**
- Adjustable Classic Power Module Bracket may interfere with Screen application.
- Classic Power Module applications should be reviewed by local authorities (electrical inspector) prior to ordering due to varying local codes.
- Recommended for use on freestanding table top.

### To Order, Specify:

1) Product number.
(No finish specification required.)

| | | | |
|---|---|---|---|
| **Classic Power Module Bracket - Under Surface** | Black | EUFB-0000-UB | **$49.56** |
| | White | EUFB-0000-UW | **49.56** |

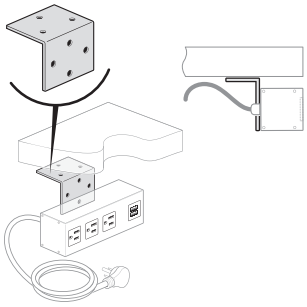

EUFB-0000-UB

### Features

- Includes one Classic Power Module mounting bracket and mounting hardware.
- Under Surface bracket mounts Classic Power Module under worksurface with mounting screws.

### Specification Tips

- Under surface Classic Power Module bracket may be used on top of worksurface in restricted reach (ADA) applications. Mounting screws will deface top of worksurface.
- Classic Power Module applications should be reviewed by local authorities (electrical inspector) prior to ordering due to varying local codes.

### To Order, Specify:

1) Product number.
(No finish specification required.)

This page intentionally blank

# Electrical Components

Seamless Enhanced Power Module

## Seamless Enhanced Power Module

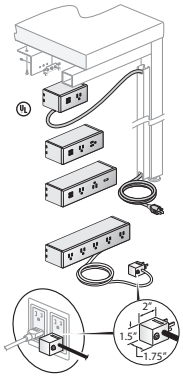


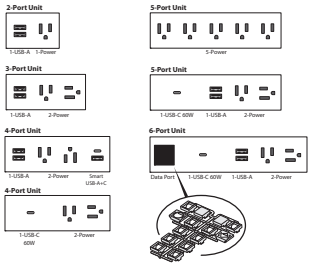


EUS1-PF0B
EUS1-PF0W
EUS1-HL0B
EUS1-HL0W

## Features

- Includes power module with 2, 3, 4, 5 or 6 ports configured with simplex outlets (NEMA-5-15R), USB charging port or data ports and mounting hardware.
- Power Modules specified with a data port includes a variety of data port adapters and blank covers, which accommodate most varieties of field supplied data/AV Jacks.
- The Smart USB-A+C allows for the 20W to be transferred between the 2 ports. If the USB-A is being used, the full wattage is sent to the USB-A, and the same for the USB-C. If both are being used, the wattage is distributed to each port and the port drawing the most power will receive more watts than the one that is not.
- Corded power module with 15 amp - 6'(1829mm) or 12'(3658mm) long cord with plug (NEMA 5-15P).
- Hardwire power module with 12'(3658mm) flexible galvanized metal conduit with fitting for 0.5"(13mm) knockout and wires for hardwire connection.
- USB-A provides two 10W charging ports.
- USB-C 60W charging ports not available for hardwire.
- Smart USB-A+C can provide fast charge for a mobile phone and tablets. Occupies one charging port.
- USB-C 60W can charge a computer. Occupies two charging ports.
- Attaches to surface with separately specified mounting brackets.
- Enhanced Power Module Bracket EUDB-0000-B_ for perimeter edge power.
- Color option of black or white plastic front.

## Specification Tips

- Configuration and quantity of power and data ports cannot be modified in the field.
- For use with 120 volt 60 hertz power source only.
- Requires field installation.
- Specify AV cables separately.
- Application may require approval of local authority having jurisdiction (AHJ); ensure compliance before placing orders and installation.
- Separately specified:
  –Mounting Bracket
  –Horizontal and Vertical Wire Management

## To Order, Specify:

1) Product number.
   (No finish specification required.)

PAGE UPDATE
Click Here for Details

# Electrical Components

Seamless Enhanced Power Module

| Width | Depth | Cord Length | Trim Color | Color | Port | Configuration | Number | Price |
|---|---|---|---|---|---|---|---|---|
| **Corded** | | | | | | | | |
| 4″(102mm) | 1.875″(48mm) | 6′(1829mm) | Black | Black | 2 | 1 Power Receptacles, 1 Data Port | EUS1-PF0B-1010 | **$363.27** |
| | | | | | | 1 Power Receptacles, 1 USB-A Charging | EUS1-PF0B-1100 | **434.50** |
| | | | | | | 2 Power Receptacles | EUS1-PF0B-2000 | **363.27** |
| 5.5″(140mm) | | | | | 3 | 1 Power Receptacles, 1 USB-C 60W Charging | EUS1-PF0B-100001 | **$621.98** |
| | | | | | | 2 Power Receptacles, 1 Data Port | EUS1-PF0B-2010 | **425.00** |
| | | | | | | 2 Power Receptacles, 1 USB-A Charging | EUS1-PF0B-2100 | **496.23** |
| | | | | | | 3 Power Receptacles | EUS1-PF0B-3000 | **425.00** |
| 7″(178mm) | | | | | 4 | 2 Power Receptacles, 2 USB-A Charging | EUS1-PF0B-2200 | **$567.46** |
| | | | | | | 2 Power Receptacles, 1 USB-A Charging, 1 Smart USB-A+C Charging | EUS1-PF0B-210010 | **616.13** |
| | | | | | | 2 Power Receptacles, 1 USB-C 60W Charging | EUS1-PF0B-200001 | **621.98** |
| | | | | | | 2 Power Receptacles, 1 USB-A Charging, 1 Data Port | EUS1-PF0B-2110 | **496.23** |
| | | | | | | 2 Power Receptacles, 1 Data Port, 1 Smart USB-A+C Charging | EUS1-PF0B-201010 | **544.90** |
| 9.5″(241mm) | | | | | 5 | 2 Power Receptacles, 1 USB-A Charging, 1 USB-C 60W Charging | EUS1-PF0B-210001 | **$754.95** |
| | | | | | | 3 Power Receptacles, 1 USB-A Charging, 1 Data Port | EUS1-PF0B-3110 | **557.97** |
| | | | | | | 3 Power Receptacles, 2 USB-A Charging | EUS1-PF0B-3200 | **629.20** |
| | | | | | | 4 Power Receptacles, 1 Data Port | EUS1-PF0B-4010 | **486.74** |
| | | | | | | 5 Power Receptacles | EUS1-PF0B-5000 | **486.74** |
| 11″(279mm) | | | | | 6 | 2 Power Receptacles, 1 USB-A Charging, 1 Data Port, 1 USB-C 60W Charging | EUS1-PF0B-211001 | **$816.67** |
| 4″(102mm) | 1.875″(48mm) | 6′(1829mm) | White | White | 2 | 1 Power Receptacles, 1 Data Port | EUS1-PF0W-1010 | **$239.80** |
| | | | | | | 1 Power Receptacles, 1 USB-A Charging | EUS1-PF0W-1100 | **311.03** |
| | | | | | | 2 Power Receptacles | EUS1-PF0W-2000 | **239.80** |
| 5.5″(140mm) | | | | | 3 | 1 Power Receptacles, 1 USB-C 60W Charging | EUS1-PF0W-100001 | **$498.51** |
| | | | | | | 2 Power Receptacles, 1 Data Port | EUS1-PF0W-2010 | **301.53** |
| | | | | | | 2 Power Receptacles, 1 USB-A Charging | EUS1-PF0W-2100 | **372.76** |
| | | | | | | 3 Power Receptacles | EUS1-PF0W-3000 | **301.53** |
| 7″(178mm) | | | | | 4 | 2 Power Receptacles, 2 USB-A Charging | EUS1-PF0W-2200 | **$443.99** |
| | | | | | | 2 Power Receptacles, 1 USB-A Charging, 1 Smart USB-A+C Charging | EUS1-PF0W-210010 | **492.66** |
| | | | | | | 2 Power Receptacles, 1 USB-C 60W Charging | EUS1-PF0W-200001 | **498.51** |
| | | | | | | 2 Power Receptacles, 1 USB-A Charging, 1 Data Port | EUS1-PF0W-2110 | **372.76** |
| | | | | | | 2 Power Receptacles, 1 Data Port, 1 Smart USB-A+C Charging | EUS1-PF0W-201010 | **421.43** |
| 9.5″(241mm) | | | | | 5 | 2 Power Receptacles, 1 USB-A Charging, 1 USB-C 60W Charging | EUS1-PF0W-210001 | **$631.48** |
| | | | | | | 3 Power Receptacles, 1 USB-A Charging, 1 Data Port | EUS1-PF0W-3110 | **434.50** |
| | | | | | | 3 Power Receptacles, 2 USB-A Charging | EUS1-PF0W-3200 | **505.73** |
| | | | | | | 4 Power Receptacles, 1 Data Port | EUS1-PF0W-4010 | **363.27** |
| | | | | | | 5 Power Receptacles | EUS1-PF0W-5000 | **363.27** |
| 11″(279mm) | | | | | 6 | 2 Power Receptacles, 1 USB-A Charging, 1 Data Port, 1 USB-C 60W Charging | EUS1-PF0W-211001 | **$693.20** |
| 4″(102mm) | 1.875″(48mm) | 12′(3658mm) | Black | Black | 2 | 1 Power Receptacles, 1 Data Port | EUS1-PL0B-1010 | **$421.30** |
| | | | | | | 1 Power Receptacles, 1 USB-A Charging | EUS1-PL0B-1100 | **492.53** |
| | | | | | | 2 Power Receptacles | EUS1-PL0B-2000 | **421.30** |
| 5.5″(140mm) | | | | | 3 | 1 Power Receptacles, 1 USB-C 60W Charging | EUS1-PL0B-100001 | **$680.01** |
| | | | | | | 2 Power Receptacles, 1 Data Port | EUS1-PL0B-2010 | **483.03** |
| | | | | | | 2 Power Receptacles, 1 USB-A Charging | EUS1-PL0B-2100 | **554.26** |
| | | | | | | 3 Power Receptacles | EUS1-PL0B-3000 | **483.03** |
| 7″(178mm) | | | | | 4 | 2 Power Receptacles, 2 USB-A Charging | EUS1-PL0B-2200 | **$625.49** |
| | | | | | | 2 Power Receptacles, 1 USB-A Charging, 1 Smart USB-A+C Charging | EUS1-PL0B-210010 | **674.16** |
| | | | | | | 2 Power Receptacles, 1 USB-C 60W Charging | EUS1-PL0B-200001 | **680.01** |
| | | | | | | 2 Power Receptacles, 1 USB-A Charging, 1 Data Port | EUS1-PL0B-2110 | **554.26** |
| | | | | | | 2 Power Receptacles, 1 Data Port, 1 Smart USB-A+C Charging | EUS1-PL0B-201010 | **602.93** |
| 9.5″(241mm) | | | | | 5 | 2 Power Receptacles, 1 USB-A Charging, 1 USB-C 60W Charging | EUS1-PL0B-210001 | **$812.98** |
| | | | | | | 3 Power Receptacles, 1 USB-A Charging, 1 Data Port | EUS1-PL0B-3110 | **616.00** |
| | | | | | | 3 Power Receptacles, 2 USB-A Charging | EUS1-PL0B-3200 | **687.23** |
| | | | | | | 4 Power Receptacles, 1 Data Port | EUS1-PL0B-4010 | **544.77** |
| | | | | | | 5 Power Receptacles | EUS1-PL0B-5000 | **544.77** |
| 11″(279mm) | | | | | 6 | 2 Power Receptacles, 1 USB-A Charging, 1 Data Port, 1 USB-C 60W Charging | EUS1-PL0B-211001 | **$874.70** |



Class YA – GSA: Open Market
Canadian Conversion Factor: Refer to haworth.com/Canada

PAGE UPDATE
Click Here for Details

# Electrical Components

## Seamless Enhanced Power Module

| Width | Depth | Cord Length | Trim Color | Color | Port | Configuration | Number | Price |
|---|---|---|---|---|---|---|---|---|
| **Corded** | | | | | | | | |
| 4″(102mm) | 1.875″(48mm) | 12′(3658mm) | White | White | 2 | 1 Power Receptacles, 1 Data Port | EUS1-PL0W-1010 | **$297.83** |
| | | | | | | 1 Power Receptacles, 1 USB-A Charging | EUS1-PL0W-1100 | **369.06** |
| | | | | | | 2 Power Receptacles | EUS1-PL0W-2000 | **297.83** |
| 5.5″(140mm) | | | | | 3 | 1 Power Receptacles, 1 USB-C 60W Charging | EUS1-PL0W-100001 | **$556.54** |
| | | | | | | 2 Power Receptacles, 1 Data Port | EUS1-PL0W-2010 | **359.56** |
| | | | | | | 2 Power Receptacles, 1 USB-A Charging | EUS1-PL0W-2100 | **430.79** |
| | | | | | | 3 Power Receptacles | EUS1-PL0W-3000 | **359.56** |
| 7″(178mm) | | | | | 4 | 2 Power Receptacles, 2 USB-A Charging | EUS1-PL0W-2200 | **$502.02** |
| | | | | | | 2 Power Receptacles, 1 USB-A Charging, 1 Smart USB-A+C Charging | EUS1-PL0W-210010 | **550.69** |
| | | | | | | 2 Power Receptacles, 1 USB-C 60W Charging | EUS1-PL0W-200001 | **556.54** |
| | | | | | | 2 Power Receptacles, 1 USB-A Charging, 1 Data Port | EUS1-PL0W-2110 | **430.79** |
| | | | | | | 2 Power Receptacles, 1 Data Port, 1 Smart USB-A+C Charging | EUS1-PL0W-201010 | **479.46** |
| 9.5″(241mm) | | | | | 5 | 2 Power Receptacles, 1 USB-A Charging, 1 USB-C 60W Charging | EUS1-PL0W-210001 | **$689.51** |
| | | | | | | 3 Power Receptacles, 1 USB-A Charging, 1 Data Port | EUS1-PL0W-3110 | **492.53** |
| | | | | | | 3 Power Receptacles, 2 USB-A Charging | EUS1-PL0W-3200 | **563.76** |
| | | | | | | 4 Power Receptacles, 1 Data Port | EUS1-PL0W-4010 | **421.30** |
| | | | | | | 5 Power Receptacles | EUS1-PL0W-5000 | **421.30** |
| 11″(279mm) | | | | | 6 | 2 Power Receptacles, 1 USB-A Charging, 1 Data Port, 1 USB-C 60W Charging | EUS1-PL0W-211001 | **751.23** |
| **Hardwire** | | | | | | | | |
| 4″(102mm) | 1.875″(48mm) | 12′(3658mm) | Black | Black | 2 | 1 Power Receptacles, 1 Data Port | EUS1-HL0B-1010 | **$494.05** |
| | | | | | | 1 Power Receptacles, 1 USB-A Charging | EUS1-HL0B-1100 | **565.28** |
| | | | | | | 2 Power Receptacles | EUS1-HL0B-2000 | **494.05** |
| 5.5″(140mm) | | | | | 3 | 2 Power Receptacles, 1 Data Port | EUS1-HL0B-2010 | **$555.78** |
| | | | | | | 2 Power Receptacles, 1 USB-A Charging | EUS1-HL0B-2100 | **627.01** |
| | | | | | | 3 Power Receptacles | EUS1-HL0B-3000 | **555.78** |
| 7″(178mm) | | | | | 4 | 2 Power Receptacles, 2 USB-A Charging | EUS1-HL0B-2200 | **$698.24** |
| | | | | | | 2 Power Receptacles, 1 USB-A Charging, 1 Data Port | EUS1-HL0B-2110 | **627.01** |
| 9.5″(241mm) | | | | | 5 | 3 Power Receptacles, 1 USB-A Charging, 1 Data Port | EUS1-HL0B-3110 | **$688.75** |
| | | | | | | 3 Power Receptacles, 2 USB-A Charging | EUS1-HL0B-3200 | **759.98** |
| | | | | | | 4 Power Receptacles, 1 Data Port | EUS1-HL0B-4010 | **617.52** |
| | | | | | | 5 Power Receptacles | EUS1-HL0B-5000 | **617.52** |
| 4″(102mm) | 1.875″(48mm) | 12′(3658mm) | White | White | 2 | 1 Power Receptacles, 1 Data Port | EUS1-HL0W-1010 | **$370.58** |
| | | | | | | 1 Power Receptacles, 1 USB-A Charging | EUS1-HL0W-1100 | **441.81** |
| | | | | | | 2 Power Receptacles | EUS1-HL0W-2000 | **370.58** |
| 5.5″(140mm) | | | | | 3 | 2 Power Receptacles, 1 Data Port | EUS1-HL0W-2010 | **$432.31** |
| | | | | | | 2 Power Receptacles, 1 USB-A Charging | EUS1-HL0W-2100 | **503.54** |
| | | | | | | 3 Power Receptacles | EUS1-HL0W-3000 | **432.31** |
| 7″(178mm) | | | | | 4 | 2 Power Receptacles, 2 USB-A Charging | EUS1-HL0W-2200 | **$574.77** |
| | | | | | | 2 Power Receptacles, 1 USB-A Charging, 1 Data Port | EUS1-HL0W-2110 | **503.54** |
| 9.5″(241mm) | | | | | 5 | 3 Power Receptacles, 1 USB-A Charging, 1 Data Port | EUS1-HL0W-3110 | **$565.28** |
| | | | | | | 3 Power Receptacles, 2 USB-A Charging | EUS1-HL0W-3200 | **636.51** |
| | | | | | | 4 Power Receptacles, 1 Data Port | EUS1-HL0W-4010 | **494.05** |
| | | | | | | 5 Power Receptacles | EUS1-HL0W-5000 | **494.05** |

This page intentionally blank

# Electrical Components

## Flush Mounted Power — Corded

**3-Port:**
(2) Power
(1) USB

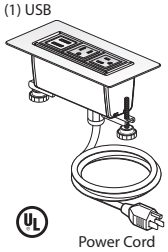


EUB1-PL0B-2100

**4-Port:**
(2) Power
(1) USB-A
(1) Data

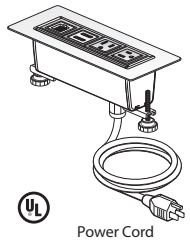


EUB1-PL0B-2110

**6-Port:**
(2) Power
(1) USB-A
(1) Data
(1) Cable Bay

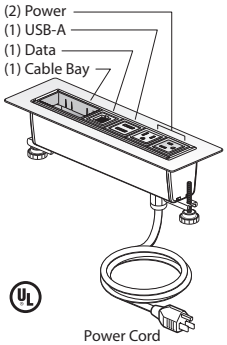


EUB1-PL0B-2112

**4-Port:**
(4) Power

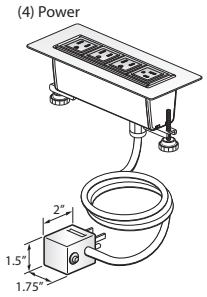


**NOTE:**
Always Circuit Breaker Plug when more than 3 power outlets specified.

EUB1-PL0B-4000

### Features

- Includes power module with 3, 4 or 6 ports that can be configured with simplex outlets (NEMA-5-15R), USB charging port (with two USB outlets), data ports or cable bay(s) that can accept up to two pull out data/AV cables and mounting hardware.
- Data port accommodate most varieties of field supplied data/AV jacks.
- Corded power module with 15 amp - 12'(3658mm) long cord with plug (NEMA 5-15P).
- USB Charging Port consists of two USB 2.0 style A outlets. 4 Amp (shared) charging capacity.
- Attaches to surface with use of included mounting brackets.
- Flush Mount has an overall housing depth of 4"(102mm) and will extend into mounting surface.
- Color option of black painted bezel with black receptacles or white painted bezel with white receptacles.

### Specification Tips

- **Configuration and quantity of power and data ports cannot be modified in the field.**
- **For use with 120 volt 60 hertz power source only.**
- Requires field installation.
- Requires field cut access hole for power cord/conduit routing.
- Specify AV cables separately.
- Cable Bay requires cables less than 0.3"(7.6mm) diameter.
- Application may require approval of local authority having jurisdiction (AHJ); ensure compliance before placing orders and installation.

### To Order, Specify:

1) Product number.
(No finish specification required.)

# Electrical Components

Flush Mounted Power — Corded

| Top Width | Top Depth | Cord Length | Trim Color | Port Color | Port | Configuration | Number | Price |
|---|---|---|---|---|---|---|---|---|
| **Corded** | | | | | | | | |
| 6.75″(171mm) | 3″(76mm) | 12′(3658mm) | Black | Black | 3 | 1 Power Receptacle, 1 Cable Bay | EUB1-PL0B-1002 | **$ 921.72** |
| | | | | | | 1 Power Receptacle, 2 Data Ports | EUB1-PL0B-1020 | **921.72** |
| | | | | | | 1 Power Receptacle, 1 Data Port, 1 USB Charging | EUB1-PL0B-1110 | **996.51** |
| | | | | | | 1 Power Receptacle, 2 USB Charging | EUB1-PL0B-1200 | **1071.30** |
| | | | | | | 2 Power Receptacles, 1 Data Port | EUB1-PL0B-2010 | **921.72** |
| | | | | | | 2 Power Receptacles, 1 USB Charging | EUB1-PL0B-2100 | **996.51** |
| | | | | | | 3 Power Receptacles | EUB1-PL0B-3000 | **921.72** |
| 8.25″(210mm) | 3″(76mm) | | | | 4 | 1 Power Receptacle, 1 Data Port, 1 Cable Bay | EUB1-PL0B-1012 | **$ 986.53** |
| | | | | | | 1 Power Receptacle, 3 Data Ports | EUB1-PL0B-1030 | **986.53** |
| | | | | | | 1 Power Receptacle, 1 USB Charging, 1 Cable Bay | EUB1-PL0B-1102 | **1061.32** |
| | | | | | | 1 Power Receptacle, 3 USB Charging | EUB1-PL0B-1300 | **1210.90** |
| | | | | | | 2 Power Receptacles, 1 Cable Bay | EUB1-PL0B-2002 | **986.53** |
| | | | | | | 2 Power Receptacles, 2 Data Ports | EUB1-PL0B-2020 | **986.53** |
| | | | | | | 2 Power Receptacles, 1 USB Charging, 1 Data Port | EUB1-PL0B-2110 | **1061.32** |
| | | | | | | 2 Power Receptacles, 2 USB Charging | EUB1-PL0B-2200 | **1136.11** |
| | | | | | | 3 Power Receptacles, 1 Data Port | EUB1-PL0B-3010 | **986.53** |
| | | | | | | 3 Power Receptacles, 1 USB Charging | EUB1-PL0B-3100 | **1061.32** |
| | | | | | | 4 Power Receptacles | EUB1-PL0B-4000 | **986.53** |
| 9.75″(248mm) | 3″(76mm) | | | | 6 | 1 Power Receptacle, 1 USB Charging, 2 Cable Bays | EUB1-PL0B-1104 | **$1126.14** |
| | | | | | | 1 Power Receptacle, 1 USB Charging, 2 Data Ports, 1 Cable Bay | EUB1-PL0B-1122 | **1126.14** |
| | | | | | | 1 Power Receptacle, 1 USB Charging, 4 Data Ports | EUB1-PL0B-1140 | **1126.14** |
| | | | | | | 1 Power Receptacle, 2 USB Charging, 1 Data Port, 1 Cable Bay | EUB1-PL0B-1212 | **1200.93** |
| | | | | | | 1 Power Receptacle, 2 USB Charging, 3 Data Ports | EUB1-PL0B-1230 | **1200.93** |
| | | | | | | 1 Power Receptacle, 3 USB Charging, 1 Cable Bay | EUB1-PL0B-1302 | **1275.72** |
| | | | | | | 1 Power Receptacle, 3 USB Charging, 2 Data Ports | EUB1-PL0B-1320 | **1275.72** |
| | | | | | | 1 Power Receptacle, 4 USB Charging, 1 Data Port | EUB1-PL0B-1410 | **1350.51** |
| | | | | | | 2 Power Receptacles, 2 Cable Bays | EUB1-PL0B-2004 | **1051.35** |
| | | | | | | 2 Power Receptacles, 2 Data Ports, 1 Cable Bay | EUB1-PL0B-2022 | **1051.35** |
| | | | | | | 2 Power Receptacles, 4 Data Ports | EUB1-PL0B-2040 | **1051.35** |
| | | | | | | 2 Power Receptacles, 1 USB Charging, 1 Data Port, 1 Cable Bay | EUB1-PL0B-2112 | **1126.14** |
| | | | | | | 2 Power Receptacles, 1 USB Charging, 3 Data Ports | EUB1-PL0B-2130 | **1126.14** |
| | | | | | | 2 Power Receptacles, 2 USB Charging, 1 Cable Bay | EUB1-PL0B-2202 | **1200.93** |
| | | | | | | 2 Power Receptacles, 2 USB Charging, 2 Data Ports | EUB1-PL0B-2220 | **1200.93** |
| | | | | | | 2 Power Receptacles, 3 USB Charging, 1 Data Port | EUB1-PL0B-2310 | **1275.72** |
| | | | | | | 2 Power Receptacles, 4 USB Charging | EUB1-PL0B-2400 | **1350.51** |
| | | | | | | 3 Power Receptacles, 3 Data Ports | EUB1-PL0B-3030 | **1051.35** |
| | | | | | | 3 Power Receptacles, 1 USB Charging, 1 Cable Bay | EUB1-PL0B-3102 | **1126.14** |
| | | | | | | 3 Power Receptacles, 1 USB Charging, 2 Data Ports | EUB1-PL0B-3120 | **1126.14** |
| | | | | | | 3 Power Receptacles, 2 USB Charging, 1 Data Port | EUB1-PL0B-3210 | **1200.93** |
| | | | | | | 3 Power Receptacles, 3 USB Charging | EUB1-PL0B-3300 | **1275.72** |
| | | | | | | 4 Power Receptacles, 1 Cable Bay | EUB1-PL0B-4002 | **1051.35** |
| | | | | | | 4 Power Receptacles, 2 Data Ports | EUB1-PL0B-4020 | **1051.35** |
| | | | | | | 4 Power Receptacles, 1 USB Charging, 1 Data Port | EUB1-PL0B-4110 | **1126.14** |
| | | | | | | 4 Power Receptacles, 2 USB Charging | EUB1-PL0B-4200 | **1200.93** |
| | | | | | | 5 Power Receptacles, 1 Data Port | EUB1-PL0B-5010 | **1051.35** |
| | | | | | | 5 Power Receptacles, 1 USB Charging | EUB1-PL0B-5100 | **1126.14** |
| | | | | | | 6 Power Receptacles | EUB1-PL0B-6000 | **1051.35** |

# Electrical Components

## Flush Mounted Power — Corded

| Top Width | Top Depth | Cord Length | Trim Color | Port Color | Port | Configuration | Number | Price |
|---|---|---|---|---|---|---|---|---|
| 6.75″(171mm) | 3″(76mm) | 12′(3658mm) | White | White | 3 | 1 Power Receptacle, 1 Cable Bay | EUB1-PL0W-1002 | **$ 792.09** |
| | | | | | | 1 Power Receptacle, 2 Data Ports | EUB1-PL0W-1020 | **792.09** |
| | | | | | | 1 Power Receptacle, 1 Data Port, 1 USB Charging | EUB1-PL0W-1110 | **866.88** |
| | | | | | | 1 Power Receptacle, 2 USB Charging | EUB1-PL0W-1200 | **941.67** |
| | | | | | | 2 Power Receptacles, 1 Data Port | EUB1-PL0W-2010 | **792.09** |
| | | | | | | 2 Power Receptacles, 1 USB Charging | EUB1-PL0W-2100 | **866.88** |
| | | | | | | 3 Power Receptacles | EUB1-PL0W-3000 | **792.09** |
| 8.25″(210mm) | 3″(76mm) | | | | 4 | 1 Power Receptacle, 1 Data Port, 1 Cable Bay | EUB1-PL0W-1012 | **$ 856.90** |
| | | | | | | 1 Power Receptacle, 3 Data Ports | EUB1-PL0W-1030 | **856.90** |
| | | | | | | 1 Power Receptacle, 1 USB Charging, 1 Cable Bay | EUB1-PL0W-1102 | **931.69** |
| | | | | | | 1 Power Receptacle, 3 USB Charging | EUB1-PL0W-1300 | **1081.27** |
| | | | | | | 2 Power Receptacles, 1 Cable Bay | EUB1-PL0W-2002 | **856.90** |
| | | | | | | 2 Power Receptacles, 2 Data Ports | EUB1-PL0W-2020 | **856.90** |
| | | | | | | 2 Power Receptacles, 1 USB Charging, 1 Data Port | EUB1-PL0W-2110 | **931.69** |
| | | | | | | 2 Power Receptacles, 2 USB Charging | EUB1-PL0W-2200 | **1006.48** |
| | | | | | | 3 Power Receptacles, 1 Data Port | EUB1-PL0W-3010 | **856.90** |
| | | | | | | 3 Power Receptacles, 1 USB Charging | EUB1-PL0W-3100 | **931.69** |
| | | | | | | 4 Power Receptacles | EUB1-PL0W-4000 | **856.90** |
| 9.75″(248mm) | 3″(76mm) | | | | 6 | 1 Power Receptacle, 1 USB Charging, 2 Cable Bays | EUB1-PL0W-1104 | **$ 996.51** |
| | | | | | | 1 Power Receptacle, 1 USB Charging, 2 Data Ports, 1 Cable Bay | EUB1-PL0W-1122 | **996.51** |
| | | | | | | 1 Power Receptacle, 1 USB Charging, 4 Data Ports | EUB1-PL0W-1140 | **996.51** |
| | | | | | | 1 Power Receptacle, 2 USB Charging, 1 Data Port, 1 Cable Bay | EUB1-PL0W-1212 | **1071.30** |
| | | | | | | 1 Power Receptacle, 2 USB Charging, 3 Data Ports | EUB1-PL0W-1230 | **1071.30** |
| | | | | | | 1 Power Receptacle, 3 USB Charging, 1 Cable Bay | EUB1-PL0W-1302 | **1146.09** |
| | | | | | | 1 Power Receptacle, 3 USB Charging, 2 Data Ports | EUB1-PL0W-1320 | **1146.09** |
| | | | | | | 1 Power Receptacle, 4 USB Charging, 1 Data Port | EUB1-PL0W-1410 | **1220.88** |
| | | | | | | 2 Power Receptacles, 2 Cable Bays | EUB1-PL0W-2004 | **921.72** |
| | | | | | | 2 Power Receptacles, 2 Data Ports, 1 Cable Bay | EUB1-PL0W-2022 | **921.72** |
| | | | | | | 2 Power Receptacles, 4 Data Ports | EUB1-PL0W-2040 | **921.72** |
| | | | | | | 2 Power Receptacles, 1 USB Charging, 1 Data Port, 1 Cable Bay | EUB1-PL0W-2112 | **996.51** |
| | | | | | | 2 Power Receptacles, 1 USB Charging, 3 Data Ports | EUB1-PL0W-2130 | **996.51** |
| | | | | | | 2 Power Receptacles, 2 USB Charging, 1 Cable Bay | EUB1-PL0W-2202 | **1071.30** |
| | | | | | | 2 Power Receptacles, 2 USB Charging, 2 Data Ports | EUB1-PL0W-2220 | **1071.30** |
| | | | | | | 2 Power Receptacles, 3 USB Charging, 1 Data Port | EUB1-PL0W-2310 | **1146.09** |
| | | | | | | 2 Power Receptacles, 4 USB Charging | EUB1-PL0W-2400 | **1220.88** |
| | | | | | | 3 Power Receptacles, 3 Data Ports | EUB1-PL0W-3030 | **921.72** |
| | | | | | | 3 Power Receptacles, 1 USB Charging, 1 Cable Bay | EUB1-PL0W-3102 | **996.51** |
| | | | | | | 3 Power Receptacles, 1 USB Charging, 2 Data Ports | EUB1-PL0W-3120 | **996.51** |
| | | | | | | 3 Power Receptacles, 2 USB Charging, 1 Data Port | EUB1-PL0W-3210 | **1071.30** |
| | | | | | | 3 Power Receptacles, 3 USB Charging | EUB1-PL0W-3300 | **1146.09** |
| | | | | | | 4 Power Receptacles, 1 Cable Bay | EUB1-PL0W-4002 | **921.72** |
| | | | | | | 4 Power Receptacles, 2 Data Ports | EUB1-PL0W-4020 | **921.72** |
| | | | | | | 4 Power Receptacles, 1 USB Charging, 1 Data Port | EUB1-PL0W-4110 | **996.51** |
| | | | | | | 4 Power Receptacles, 2 USB Charging | EUB1-PL0W-4200 | **1071.30** |
| | | | | | | 5 Power Receptacles, 1 Data Port | EUB1-PL0W-5010 | **921.72** |
| | | | | | | 5 Power Receptacles, 1 USB Charging | EUB1-PL0W-5100 | **996.51** |
| | | | | | | 6 Power Receptacles | EUB1-PL0W-6000 | **921.72** |

This page intentionally blank

# Electrical Components

## Flush Mounted Power — Hardwire

**3-Port:**
(2) Power
(1) USB-A

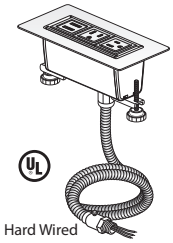

Hard Wired
EUB1-HL0B-2100

**4-Port:**
(2) Power
(1) USB-A
(1) Data

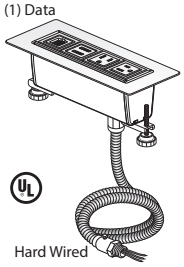

Hard Wired
EUB1-HL0B-2110

**6-Port:**
(2) Power
(1) USB-A
(1) Data
(1) Cable Bay

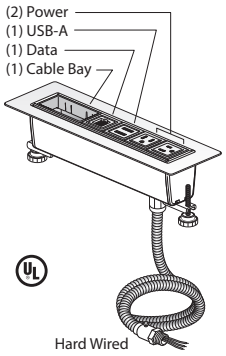

Hard Wired
EUB1-HL0B-2112

### Features

- Includes power module with 3, 4 or 6 ports that can be configured with simplex outlets (NEMA-5-15R), USB charging port (with two USB outlets), data ports or cable bay(s) that can accept up to two pull out data/AV cables and mounting hardware.
- Data port accommodate most varieties of field supplied data/AV jacks.
- Hardwired power module with 12′(3658mm) long flexible metal conduit feed, 0.5″(13mm) conduit fitting and wires for hardwire connection.
- USB Charging Port consists of two USB 2.0 style A outlets. 4 Amp (shared) charging capacity.
- Attaches to surface with use of included mounting brackets.
- Flush Mount has an overall housing depth of 4″(102mm) and will extend into mounting surface.
- Color option of black painted bezel with black receptacles or white painted bezel with white receptacles.

### Specification Tips

- **Configuration and quantity of power and data ports cannot be modified in the field.**
- **For use with 120 volt 60 hertz power source only.**
- Requires field installation.
- Requires field cut access hole for power cord/conduit routing.
- Specify AV cables separately.
- Cable Bay requires cables less than 0.3″(7.6mm) diameter.
- Application may require approval of local authority having jurisdiction (AHJ); ensure compliance before placing orders and installation.

### To Order, Specify:

1) Product number.
(No finish specification required.)

# Electrical Components

Flush Mounted Power — Hardwire

| Top Width | Top Depth | Conduit Length | Trim Color | Port Color | Port | Power | USB Charging | Data Port | Cable Bay | Description | Number | Price |
|---|---|---|---|---|---|---|---|---|---|---|---|---|
| **Corded** | | | | | | | | | | | | |
| 6.75″ (171mm) | 3″ (76mm) | 12′ (3658mm) | Black | Black | 3 | 1 | 0 | 0 | 2 | 1 Power Receptacle, 1 Cable Bay | EUB1-HL0B-1002 | **$1008.29** |
| | | | | | | 1 | 0 | 2 | 0 | 1 Power Receptacle, 2 Data Ports | EUB1-HL0B-1020 | **1008.29** |
| | | | | | | 1 | 1 | 1 | 0 | 1 Power Receptacle, 1 Data Port, 1 USB Charging | EUB1-HL0B-1110 | **1083.08** |
| | | | | | | 1 | 2 | 0 | 0 | 1 Power Receptacle, 2 USB Charging | EUB1-HL0B-1200 | **1157.87** |
| | | | | | | 2 | 0 | 1 | 0 | 2 Power Receptacles, 1 Data Port | EUB1-HL0B-2010 | **1008.29** |
| | | | | | | 2 | 1 | 0 | 0 | 2 Power Receptacles, 1 USB Charging | EUB1-HL0B-2100 | **1083.08** |
| | | | | | | 3 | 0 | 0 | 0 | 3 Power Receptacles | EUB1-HL0B-3000 | **1008.29** |
| 8.25″ (210mm) | 3″ (76mm) | | | | 4 | 1 | 0 | 1 | 2 | 1 Power Receptacle, 1 Data Port, 1 Cable Bay | EUB1-HL0B-1012 | **$1073.10** |
| | | | | | | 1 | 0 | 3 | 0 | 1 Power Receptacle, 3 Data Ports | EUB1-HL0B-1030 | **1073.10** |
| | | | | | | 1 | 1 | 0 | 2 | 1 Power Receptacle, 1 USB Charging, 1 Cable Bay | EUB1-HL0B-1102 | **1147.89** |
| | | | | | | 1 | 3 | 0 | 0 | 1 Power Receptacle, 3 USB Charging | EUB1-HL0B-1300 | **1297.47** |
| | | | | | | 2 | 0 | 0 | 2 | 2 Power Receptacles, 1 Cable Bay | EUB1-HL0B-2002 | **1073.10** |
| | | | | | | 2 | 0 | 2 | 0 | 2 Power Receptacles, 2 Data Ports | EUB1-HL0B-2020 | **1073.10** |
| | | | | | | 2 | 1 | 1 | 0 | 2 Power Receptacles, 1 USB Charging, 1 Data Port | EUB1-HL0B-2110 | **1147.89** |
| | | | | | | 2 | 2 | 0 | 0 | 2 Power Receptacles, 2 USB Charging | EUB1-HL0B-2200 | **1222.68** |
| | | | | | | 3 | 0 | 1 | 0 | 3 Power Receptacles, 1 Data Port | EUB1-HL0B-3010 | **1073.10** |
| | | | | | | 3 | 1 | 0 | 0 | 3 Power Receptacles, 1 USB Charging | EUB1-HL0B-3100 | **1147.89** |
| | | | | | | 4 | 0 | 0 | 0 | 4 Power Receptacles | EUB1-HL0B-4000 | **1073.10** |
| 9.75″ (248mm) | 3″ (76mm) | | | | 6 | 1 | 1 | 0 | 4 | 1 Power Receptacle, 1 USB Charging, 2 Cable Bays | EUB1-HL0B-1104 | **$1212.71** |
| | | | | | | 1 | 1 | 2 | 2 | 1 Power Receptacle, 1 USB Charging, 2 Data Ports, 1 Cable Bay | EUB1-HL0B-1122 | **1212.71** |
| | | | | | | 1 | 1 | 4 | 0 | 1 Power Receptacle, 1 USB Charging, 4 Data Ports | EUB1-HL0B-1140 | **1212.71** |
| | | | | | | 1 | 2 | 1 | 2 | 1 Power Receptacle, 2 USB Charging, 1 Data Port, 1 Cable Bay | EUB1-HL0B-1212 | **1287.50** |
| | | | | | | 1 | 2 | 3 | 0 | 1 Power Receptacle, 2 USB Charging, 3 Data Ports | EUB1-HL0B-1230 | **1287.50** |
| | | | | | | 1 | 3 | 0 | 2 | 1 Power Receptacle, 3 USB Charging, 1 Cable Bay | EUB1-HL0B-1302 | **1362.29** |
| | | | | | | 1 | 3 | 2 | 0 | 1 Power Receptacle, 3 USB Charging, 2 Data Ports | EUB1-HL0B-1320 | **1362.29** |
| | | | | | | 1 | 4 | 1 | 0 | 1 Power Receptacle, 4 USB Charging, 1 Data Port | EUB1-HL0B-1410 | **1437.08** |
| | | | | | | 2 | 0 | 0 | 4 | 2 Power Receptacles, 2 Cable Bays | EUB1-HL0B-2004 | **1137.92** |
| | | | | | | 2 | 0 | 2 | 2 | 2 Power Receptacles, 2 Data Ports, 1 Cable Bay | EUB1-HL0B-2022 | **1137.92** |
| | | | | | | 2 | 0 | 4 | 0 | 2 Power Receptacles, 4 Data Ports | EUB1-HL0B-2040 | **1137.92** |
| | | | | | | 2 | 1 | 1 | 2 | 2 Power Receptacles, 1 USB Charging, 1 Data Port, 1 Cable Bay | EUB1-HL0B-2112 | **1212.71** |
| | | | | | | 2 | 1 | 3 | 0 | 2 Power Receptacles, 1 USB Charging, 3 Data Ports | EUB1-HL0B-2130 | **1212.71** |
| | | | | | | 2 | 2 | 0 | 2 | 2 Power Receptacles, 2 USB Charging, 1 Cable Bay | EUB1-HL0B-2202 | **1287.50** |
| | | | | | | 2 | 2 | 2 | 0 | 2 Power Receptacles, 2 USB Charging, 2 Data Ports | EUB1-HL0B-2220 | **1287.50** |
| | | | | | | 2 | 3 | 1 | 0 | 2 Power Receptacles, 3 USB Charging, 1 Data Port | EUB1-HL0B-2310 | **1362.29** |
| | | | | | | 2 | 4 | 0 | 0 | 2 Power Receptacles, 4 USB Charging | EUB1-HL0B-2400 | **1437.08** |
| | | | | | | 3 | 0 | 3 | 0 | 3 Power Receptacles, 3 Data Ports | EUB1-HL0B-3030 | **1137.92** |
| | | | | | | 3 | 1 | 0 | 2 | 3 Power Receptacles, 1 USB Charging, 1 Cable Bay | EUB1-HL0B-3102 | **1212.71** |
| | | | | | | 3 | 1 | 2 | 0 | 3 Power Receptacles, 1 USB Charging, 2 Data Ports | EUB1-HL0B-3120 | **1212.71** |
| | | | | | | 3 | 2 | 1 | 0 | 3 Power Receptacles, 2 USB Charging, 1 Data Port | EUB1-HL0B-3210 | **1287.50** |
| | | | | | | 3 | 3 | 0 | 0 | 3 Power Receptacles, 3 USB Charging | EUB1-HL0B-3300 | **1362.29** |
| | | | | | | 4 | 0 | 0 | 2 | 4 Power Receptacles, 1 Cable Bay | EUB1-HL0B-4002 | **1137.92** |
| | | | | | | 4 | 0 | 2 | 0 | 4 Power Receptacles, 2 Data Ports | EUB1-HL0B-4020 | **1137.92** |
| | | | | | | 4 | 1 | 1 | 0 | 4 Power Receptacles, 1 USB Charging, 1 Data Port | EUB1-HL0B-4110 | **1212.71** |
| | | | | | | 4 | 2 | 0 | 0 | 4 Power Receptacles, 2 USB Charging | EUB1-HL0B-4200 | **1287.50** |
| | | | | | | 5 | 0 | 1 | 0 | 5 Power Receptacles, 1 Data Port | EUB1-HL0B-5010 | **1137.92** |
| | | | | | | 5 | 1 | 0 | 0 | 5 Power Receptacles, 1 USB Charging | EUB1-HL0B-5100 | **1212.71** |
| | | | | | | 6 | 0 | 0 | 0 | 6 Power Receptacles | EUB1-HL0B-6000 | **1137.92** |



Class YA – GSA: Open Market
Canadian Conversion Factor: Refer to haworth.com/Canada

# Electrical Components

## Flush Mounted Power — Hardwire

| Top Width | Top Depth | Conduit Length | Trim Color | Port Color | Port | Power | USB Charging | Data Port | Cable Bay | Description | Number | Price |
|---|---|---|---|---|---|---|---|---|---|---|---|---|
| 6.75″ (171mm) | 3″ (76mm) | 12′ (3658mm) | White | White | 3 | 1 | 0 | 0 | 2 | 1 Power Receptacle, 1 Cable Bay | EUB1-HL0W-1002 | **$ 878.66** |
| | | | | | | 1 | 0 | 2 | 0 | 1 Power Receptacle, 2 Data Ports | EUB1-HL0W-1020 | **878.66** |
| | | | | | | 1 | 1 | 1 | 0 | 1 Power Receptacle, 1 Data Port, 1 USB Charging | EUB1-HL0W-1110 | **953.45** |
| | | | | | | 1 | 2 | 0 | 0 | 1 Power Receptacle, 2 USB Charging | EUB1-HL0W-1200 | **1028.24** |
| | | | | | | 2 | 0 | 1 | 0 | 2 Power Receptacles, 1 Data Port | EUB1-HL0W-2010 | **878.66** |
| | | | | | | 2 | 1 | 0 | 0 | 2 Power Receptacles, 1 USB Charging | EUB1-HL0W-2100 | **953.45** |
| | | | | | | 3 | 0 | 0 | 0 | 3 Power Receptacles | EUB1-HL0W-3000 | **878.66** |
| 8.25″ (210mm) | 3″ (76mm) | | | | 4 | 1 | 0 | 1 | 2 | 1 Power Receptacle, 1 Data Port, 1 Cable Bay | EUB1-HL0W-1012 | **$ 943.47** |
| | | | | | | 1 | 0 | 3 | 0 | 1 Power Receptacle, 3 Data Ports | EUB1-HL0W-1030 | **943.47** |
| | | | | | | 1 | 1 | 0 | 2 | 1 Power Receptacle, 1 USB Charging, 1 Cable Bay | EUB1-HL0W-1102 | **1018.26** |
| | | | | | | 1 | 3 | 0 | 0 | 1 Power Receptacle, 3 USB Charging | EUB1-HL0W-1300 | **1167.84** |
| | | | | | | 2 | 0 | 0 | 2 | 2 Power Receptacles, 1 Cable Bay | EUB1-HL0W-2002 | **943.47** |
| | | | | | | 2 | 0 | 2 | 0 | 2 Power Receptacles, 2 Data Ports | EUB1-HL0W-2020 | **943.47** |
| | | | | | | 2 | 1 | 1 | 0 | 2 Power Receptacles, 1 USB Charging, 1 Data Port | EUB1-HL0W-2110 | **1018.26** |
| | | | | | | 2 | 2 | 0 | 0 | 2 Power Receptacles, 2 USB Charging | EUB1-HL0W-2200 | **1093.05** |
| | | | | | | 3 | 0 | 1 | 0 | 3 Power Receptacles, 1 Data Port | EUB1-HL0W-3010 | **943.47** |
| | | | | | | 3 | 1 | 0 | 0 | 3 Power Receptacles, 1 USB Charging | EUB1-HL0W-3100 | **1018.26** |
| | | | | | | 4 | 0 | 0 | 0 | 4 Power Receptacles | EUB1-HL0W-4000 | **943.47** |
| 9.75″ (248mm) | 3″ (76mm) | | | | 6 | 1 | 1 | 0 | 4 | 1 Power Receptacle, 1 USB Charging, 2 Cable Bays | EUB1-HL0W-1104 | **$1083.08** |
| | | | | | | 1 | 1 | 2 | 2 | 1 Power Receptacle, 1 USB Charging, 2 Data Ports, 1 Cable Bay | EUB1-HL0W-1122 | **1083.08** |
| | | | | | | 1 | 1 | 4 | 0 | 1 Power Receptacle, 1 USB Charging, 4 Data Ports | EUB1-HL0W-1140 | **1083.08** |
| | | | | | | 1 | 2 | 1 | 2 | 1 Power Receptacle, 2 USB Charging, 1 Data Port, 1 Cable Bay | EUB1-HL0W-1212 | **1157.87** |
| | | | | | | 1 | 2 | 3 | 0 | 1 Power Receptacle, 2 USB Charging, 3 Data Ports | EUB1-HL0W-1230 | **1157.87** |
| | | | | | | 1 | 3 | 0 | 2 | 1 Power Receptacle, 3 USB Charging, 1 Cable Bay | EUB1-HL0W-1302 | **1232.66** |
| | | | | | | 1 | 3 | 2 | 0 | 1 Power Receptacle, 3 USB Charging, 2 Data Ports | EUB1-HL0W-1320 | **1232.66** |
| | | | | | | 1 | 4 | 1 | 0 | 1 Power Receptacle, 4 USB Charging, 1 Data Port | EUB1-HL0W-1410 | **1307.45** |
| | | | | | | 2 | 0 | 0 | 4 | 2 Power Receptacles, 2 Cable Bays | EUB1-HL0W-2004 | **1008.29** |
| | | | | | | 2 | 0 | 2 | 2 | 2 Power Receptacles, 2 Data Ports, 1 Cable Bay | EUB1-HL0W-2022 | **1008.29** |
| | | | | | | 2 | 0 | 4 | 0 | 2 Power Receptacles, 4 Data Ports | EUB1-HL0W-2040 | **1008.29** |
| | | | | | | 2 | 1 | 1 | 2 | 2 Power Receptacles, 1 USB Charging, 1 Data Port, 1 Cable Bay | EUB1-HL0W-2112 | **1083.08** |
| | | | | | | 2 | 1 | 3 | 0 | 2 Power Receptacles, 1 USB Charging, 3 Data Ports | EUB1-HL0W-2130 | **1083.08** |
| | | | | | | 2 | 2 | 0 | 2 | 2 Power Receptacles, 2 USB Charging, 1 Cable Bay | EUB1-HL0W-2202 | **1157.87** |
| | | | | | | 2 | 2 | 2 | 0 | 2 Power Receptacles, 2 USB Charging, 2 Data Ports | EUB1-HL0W-2220 | **1157.87** |
| | | | | | | 2 | 3 | 1 | 0 | 2 Power Receptacles, 3 USB Charging, 1 Data Port | EUB1-HL0W-2310 | **1232.66** |
| | | | | | | 2 | 4 | 0 | 0 | 2 Power Receptacles, 4 USB Charging | EUB1-HL0W-2400 | **1307.45** |
| | | | | | | 3 | 0 | 3 | 0 | 3 Power Receptacles, 3 Data Ports | EUB1-HL0W-3030 | **1008.29** |
| | | | | | | 3 | 1 | 0 | 2 | 3 Power Receptacles, 1 USB Charging, 1 Cable Bay | EUB1-HL0W-3102 | **1083.08** |
| | | | | | | 3 | 1 | 2 | 0 | 3 Power Receptacles, 1 USB Charging, 2 Data Ports | EUB1-HL0W-3120 | **1083.08** |
| | | | | | | 3 | 2 | 1 | 0 | 3 Power Receptacles, 2 USB Charging, 1 Data Port | EUB1-HL0W-3210 | **1157.87** |
| | | | | | | 3 | 3 | 0 | 0 | 3 Power Receptacles, 3 USB Charging | EUB1-HL0W-3300 | **1232.66** |
| | | | | | | 4 | 0 | 0 | 2 | 4 Power Receptacles, 1 Cable Bay | EUB1-HL0W-4002 | **1008.29** |
| | | | | | | 4 | 0 | 2 | 0 | 4 Power Receptacles, 2 Data Ports | EUB1-HL0W-4020 | **1008.29** |
| | | | | | | 4 | 1 | 1 | 0 | 4 Power Receptacles, 1 USB Charging, 1 Data Port | EUB1-HL0W-4110 | **1083.08** |
| | | | | | | 4 | 2 | 0 | 0 | 4 Power Receptacles, 2 USB Charging | EUB1-HL0W-4200 | **1157.87** |
| | | | | | | 5 | 0 | 1 | 0 | 5 Power Receptacles, 1 Data Port | EUB1-HL0W-5010 | **1008.29** |
| | | | | | | 5 | 1 | 0 | 0 | 5 Power Receptacles, 1 USB Charging | EUB1-HL0W-5100 | **1083.08** |
| | | | | | | 6 | 0 | 0 | 0 | 6 Power Receptacles | EUB1-HL0W-6000 | **1008.29** |

This page intentionally blank

# Electrical Components

## Flush Mounted Power — Spiral Cord for Height Adjustable

**3-Port:**
(2) Power
(1) USB-A

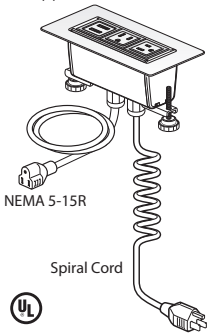


EUB1-SF0B-2100

**4-Port:**
(2) Power
(1) USB-A
(1) Data

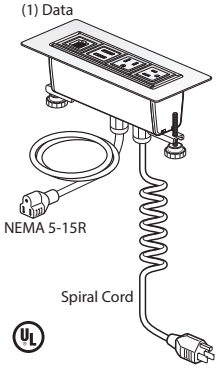


EUB1-SF0B-2110

**6-Port:**
(2) Power
(1) USB-A
(1) Data
(1) Cable Bay

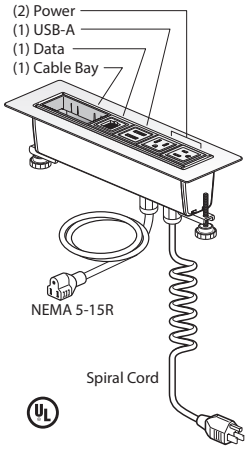


EUB1-SF0B-2112

### Features

- Includes power module with 3, 4 or 6 ports that can be configured with simplex outlets (NEMA-5-15R), USB charging port (with two USB outlets), data ports or cable bay(s) that can accept up to two pull out data/AV cables and mounting hardware.
- Data port accommodate most varieties of field supplied data/AV jacks.
- Spiral Cord includes 15 amp plug (NEMA 5-15P) and expands to 12′(3658mm) when stretched.
- Auxiliary 24″(610mm) power cord with NEMA 5-15R used to provide power to table motor controller.
- USB Charging Port consists of two USB 2.0 style A outlets. 4 Amp (shared) charging capacity.
- Attaches to surface with use of included mounting brackets.
- Flush Mount has an overall housing depth of 4″(102mm) and will extend into mounting surface.
- Color option of black painted bezel with black receptacles or white painted bezel with white receptacles.

### Specification Tips

- **Configuration and quantity of power and data ports cannot be modified in the field.**
- **For use with 120 volt 60 hertz power source only.**
- **For use with Suite, Planes Height Adjustable Tables or Planes Height Adjustable Bench.**
- Not for use with cable chain.
- Requires field installation.
- Requires field cut access hole for power cord/conduit routing.
- Specify AV cables separately.
- Cable Bay requires cables less than 0.3″(7.6mm) diameter.
- Application may require approval of local authority having jurisdiction (AHJ); ensure compliance before placing orders and installation.

**4-Port:**
(4) Power

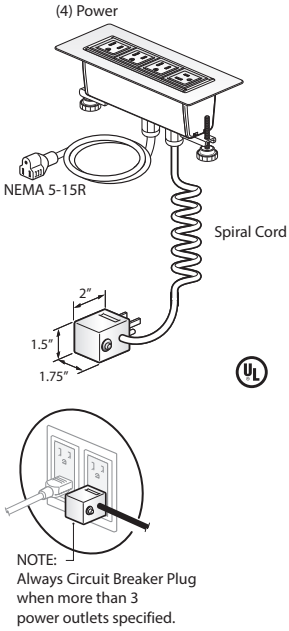


EUB1-SF0B-4000

### To Order, Specify:

1) Product number.
(No finish specification required.)

# Electrical Components

Flush Mounted Power — Spiral Cord for Height Adjustable

| Top Width | Top Depth | Cord Length | Trim Color | Port Color | Port | Configuration | Number | Price |
|---|---|---|---|---|---|---|---|---|
| **Corded** | | | | | | | | |
| 6.75″(171mm) | 3″(76mm) | 10′(3048mm) | Black | Black | 3 | 2 Power Receptacles, 1 Data Port | EUB1-SF0B-2010 | **$1139.51** |
| | | | | | | 2 Power Receptacles, 1 USB Charging | EUB1-SF0B-2100 | **1214.30** |
| | | | | | | 3 Power Receptacles | EUB1-SF0B-3000 | **1139.51** |
| 8.25″(210mm) | 3″(76mm) | | | | 4 | 2 Power Receptacles, 1 Cable Bay | EUB1-SF0B-2002 | **1204.32** |
| | | | | | | 2 Power Receptacles, 2 Data Ports | EUB1-SF0B-2020 | **1204.32** |
| | | | | | | 2 Power Receptacles, 1 USB Charging, 1 Data Port | EUB1-SF0B-2110 | **1279.11** |
| | | | | | | 2 Power Receptacles, 2 USB Charging | EUB1-SF0B-2200 | **1353.90** |
| | | | | | | 3 Power Receptacles, 1 Data Port | EUB1-SF0B-3010 | **1204.32** |
| | | | | | | 3 Power Receptacles, 1 USB Charging | EUB1-SF0B-3100 | **1279.11** |
| | | | | | | 4 Power Receptacles | EUB1-SF0B-4000 | **1204.32** |
| 9.75″(248mm) | 3″(76mm) | | | | 6 | 2 Power Receptacles, 2 Cable Bays | EUB1-SF0B-2004 | **$1269.14** |
| | | | | | | 2 Power Receptacles, 2 Data Ports, 1 Cable Bay | EUB1-SF0B-2022 | **1269.14** |
| | | | | | | 2 Power Receptacles, 4 Data Ports | EUB1-SF0B-2040 | **1269.14** |
| | | | | | | 2 Power Receptacles, 1 USB Charging, 1 Data Port, 1 Cable Bay | EUB1-SF0B-2112 | **1343.93** |
| | | | | | | 2 Power Receptacles, 1 USB Charging, 3 Data Ports | EUB1-SF0B-2130 | **1343.93** |
| | | | | | | 2 Power Receptacles, 2 USB Charging, 1 Cable Bay | EUB1-SF0B-2202 | **1418.72** |
| | | | | | | 2 Power Receptacles, 2 USB Charging, 2 Data Ports | EUB1-SF0B-2220 | **1418.72** |
| | | | | | | 2 Power Receptacles, 3 USB Charging, 1 Data Port | EUB1-SF0B-2310 | **1493.51** |
| | | | | | | 2 Power Receptacles, 4 USB Charging | EUB1-SF0B-2400 | **1568.30** |
| | | | | | | 3 Power Receptacles, 1 USB Charging, 1 Cable Bay | EUB1-SF0B-3012 | **1269.14** |
| | | | | | | 3 Power Receptacles, 3 Data Ports | EUB1-SF0B-3030 | **1269.14** |
| | | | | | | 3 Power Receptacles, 1 USB Charging, 1 Cable Bay | EUB1-SF0B-3102 | **1343.93** |
| | | | | | | 3 Power Receptacles, 1 USB Charging, 2 Data Ports | EUB1-SF0B-3120 | **1343.93** |
| | | | | | | 3 Power Receptacles, 2 USB Charging, 1 Data Port | EUB1-SF0B-3210 | **1418.72** |
| | | | | | | 3 Power Receptacles, 3 USB Charging | EUB1-SF0B-3300 | **1493.51** |
| | | | | | | 4 Power Receptacles, 1 Cable Bay | EUB1-SF0B-4002 | **1269.14** |
| | | | | | | 4 Power Receptacles, 2 Data Ports | EUB1-SF0B-4020 | **1269.14** |
| | | | | | | 4 Power Receptacles, 1 USB Charging, 1 Data Port | EUB1-SF0B-4110 | **1343.93** |
| | | | | | | 4 Power Receptacles, 2 USB Charging | EUB1-SF0B-4200 | **1418.72** |
| | | | | | | 5 Power Receptacles, 1 Data Port | EUB1-SF0B-5010 | **1269.14** |
| | | | | | | 5 Power Receptacles, 1 USB Charging | EUB1-SF0B-5100 | **1343.93** |
| | | | | | | 6 Power Receptacles | EUB1-SF0B-6000 | **1269.14** |

# Electrical Components

## Flush Mounted Power — Spiral Cord for Height Adjustable

| Top Width | Top Depth | Cord Length | Trim Color | Port Color | Port | Configuration | Number | Price |
|---|---|---|---|---|---|---|---|---|
| 6.75"(171mm) | 3"(76mm) | 10'(3048mm) | White | White | 3 | 2 Power Receptacles, 1 Data Port | EUB1-SF0W-2010 | **$1009.88** |
| | | | | | | 2 Power Receptacles, 1 USB Charging | EUB1-SF0W-2100 | **1084.67** |
| | | | | | | 3 Power Receptacles | EUB1-SF0W-3000 | **1009.88** |
| 8.25"(210mm) | 3"(76mm) | | | | 4 | 2 Power Receptacles, 1 Cable Bay | EUB1-SF0W-2002 | **$1074.69** |
| | | | | | | 2 Power Receptacles, 2 Data Ports | EUB1-SF0W-2020 | **1074.69** |
| | | | | | | 2 Power Receptacles, 1 USB Charging, 1 Data Port | EUB1-SF0W-2110 | **1149.48** |
| | | | | | | 2 Power Receptacles, 2 USB Charging | EUB1-SF0W-2200 | **1224.27** |
| | | | | | | 3 Power Receptacles, 1 Data Port | EUB1-SF0W-3010 | **1074.69** |
| | | | | | | 3 Power Receptacles, 1 USB Charging | EUB1-SF0W-3100 | **1149.48** |
| | | | | | | 4 Power Receptacles | EUB1-SF0W-4000 | **1074.69** |
| 9.75"(248mm) | 3"(76mm) | | | | 6 | 2 Power Receptacles, 2 Cable Bays | EUB1-SF0W-2004 | **$1139.51** |
| | | | | | | 2 Power Receptacles, 2 Data Ports, 1 Cable Bay | EUB1-SF0W-2022 | **1139.51** |
| | | | | | | 2 Power Receptacles, 4 Data Ports | EUB1-SF0W-2040 | **1139.51** |
| | | | | | | 2 Power Receptacles, 1 USB Charging, 1 Data Port, 1 Cable Bay | EUB1-SF0W-2112 | **1214.30** |
| | | | | | | 2 Power Receptacles, 1 USB Charging, 3 Data Ports | EUB1-SF0W-2130 | **1214.30** |
| | | | | | | 2 Power Receptacles, 2 USB Charging, 1 Cable Bay | EUB1-SF0W-2202 | **1289.09** |
| | | | | | | 2 Power Receptacles, 2 USB Charging, 2 Data Ports | EUB1-SF0W-2220 | **1289.09** |
| | | | | | | 2 Power Receptacles, 3 USB Charging, 1 Data Port | EUB1-SF0W-2310 | **1363.88** |
| | | | | | | 2 Power Receptacles, 4 USB Charging | EUB1-SF0W-2400 | **1438.67** |
| | | | | | | 3 Power Receptacles, 1 USB Charging, 1 Cable Bay | EUB1-SF0W-3012 | **1139.51** |
| | | | | | | 3 Power Receptacles, 3 Data Ports | EUB1-SF0W-3030 | **1139.51** |
| | | | | | | 3 Power Receptacles, 1 USB Charging, 1 Cable Bay | EUB1-SF0W-3102 | **1214.30** |
| | | | | | | 3 Power Receptacles, 1 USB Charging, 2 Data Ports | EUB1-SF0W-3120 | **1214.30** |
| | | | | | | 3 Power Receptacles, 2 USB Charging, 1 Data Port | EUB1-SF0W-3210 | **1289.09** |
| | | | | | | 3 Power Receptacles, 3 USB Charging | EUB1-SF0W-3300 | **1363.88** |
| | | | | | | 4 Power Receptacles, 1 Cable Bay | EUB1-SF0W-4002 | **1139.51** |
| | | | | | | 4 Power Receptacles, 2 Data Ports | EUB1-SF0W-4020 | **1139.51** |
| | | | | | | 4 Power Receptacles, 1 USB Charging, 1 Data Port | EUB1-SF0W-4110 | **1214.30** |
| | | | | | | 4 Power Receptacles, 2 USB Charging | EUB1-SF0W-4200 | **1289.09** |
| | | | | | | 5 Power Receptacles, 1 Data Port | EUB1-SF0W-5010 | **1139.51** |
| | | | | | | 5 Power Receptacles, 1 USB Charging | EUB1-SF0W-5100 | **1214.30** |
| | | | | | | 6 Power Receptacles | EUB1-SF0W-6000 | **1139.51** |

# Electrical Components

Flush Mounted Power — Cord for Height Adjustable

**3-Port:**
(2) Power
(1) USB-A

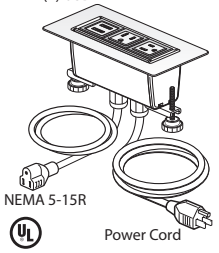


EUB1-SL0B-2100

**4-Port:**
(2) Power
(1) USB-A
(1) Data

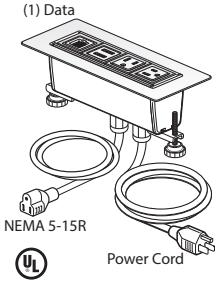


EUB1-SL0B-2110

**6-Port:**
(2) Power
(1) USB-A
(1) Data
(1) Cable Bay

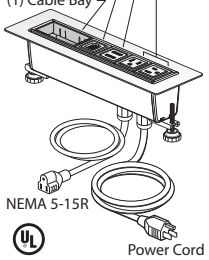


EUB1-SL0B-2112

**4-Port:**
(4) Power

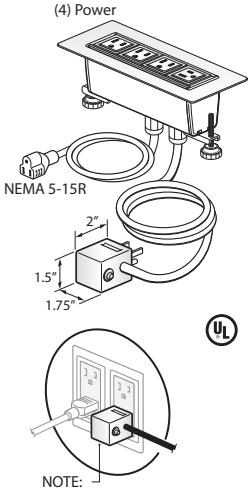


NOTE:
Always Circuit Breaker Plug when more than 3 power outlets specified.

EUB1-SL0B-4000

## Features

- Includes power module with 3, 4 or 6 ports that can be configured with simplex outlets (NEMA-5-15R), USB charging port (with two USB outlets), data ports or cable bay(s) that can accept up to two pull out data/AV cables and mounting hardware.
- Data port accommodate most varieties of field supplied data/AV jacks.
- Corded power module with 15 amp - 12′(3658mm) long cord with plug (NEMA 5-15P).
- Auxiliary 24″(610mm) power cord with NEMA 5-15R used to provide power to table motor controller.
- USB Charging Port consists of two USB 2.0 style A outlets. 4 Amp (shared) charging capacity.
- Attaches to surface with use of included mounting brackets.
- Flush Mount has an overall housing depth of 4″(102mm) and will extend into mounting surface.
- Color option of black painted bezel with black receptacles or white painted bezel with white receptacles.

## Specification Tips

- **Configuration and quantity of power and data ports cannot be modified in the field.**
- **For use with 120 volt 60 hertz power source only.**
- **For use with Suite, Planes Height Adjustable Tables or Planes Height Adjustable Bench.**
- Designed to be used with cable chain.
- Requires field installation.
- Requires field cut access hole for power cord/conduit routing.
- Specify AV cables separately.
- Cable Bay requires cables less than 0.3″(7.6mm) diameter.
- Application may require approval of local authority having jurisdiction (AHJ); ensure compliance before placing orders and installation.

## To Order, Specify:

1) Product number.
(No finish specification required.)



Class YA – GSA: Open Market
Canadian Conversion Factor: Refer to haworth.com/Canada

# Electrical Components

Flush Mounted Power — Cord for Height Adjustable

| Top Width | Top Depth | Cord Length | Trim Color | Port Color | Port | Configuration | Number | Price |
|---|---|---|---|---|---|---|---|---|
| **Corded** | | | | | | | | |
| 6.75"(171mm) | 3"(76mm) | 12'(3658mm) | Black | Black | 3 | 2 Power Receptacles, 1 Data Port | EUB1-SL0B-2010 | **$1200.44** |
| | | | | | | 2 Power Receptacles, 1 USB Charging | EUB1-SL0B-2100 | **1275.23** |
| | | | | | | 3 Power Receptacles | EUB1-SL0B-3000 | **1200.44** |
| 8.25"(210mm) | 3"(76mm) | | | | 4 | 2 Power Receptacles, 1 Cable Bay | EUB1-SL0B-2002 | **$1265.25** |
| | | | | | | 2 Power Receptacles, 2 Data Ports | EUB1-SL0B-2020 | **1265.25** |
| | | | | | | 2 Power Receptacles, 1 USB Charging, 1 Data Port | EUB1-SL0B-2110 | **1340.04** |
| | | | | | | 2 Power Receptacles, 2 USB Charging | EUB1-SL0B-2200 | **1414.83** |
| | | | | | | 3 Power Receptacles, 1 Data Port | EUB1-SL0B-3010 | **1265.25** |
| | | | | | | 3 Power Receptacles, 1 USB Charging | EUB1-SL0B-3100 | **1340.04** |
| | | | | | | 4 Power Receptacles | EUB1-SL0B-4000 | **1265.25** |
| 9.75"(248mm) | 3"(76mm) | | | | 6 | 2 Power Receptacles, 2 Cable Bays | EUB1-SL0B-2004 | **$1330.07** |
| | | | | | | 2 Power Receptacles, 2 Data Ports, 1 Cable Bay | EUB1-SL0B-2022 | **1330.07** |
| | | | | | | 2 Power Receptacles, 4 Data Ports | EUB1-SL0B-2040 | **1330.07** |
| | | | | | | 2 Power Receptacles, 1 USB Charging, 1 Data Port, 1 Cable Bay | EUB1-SL0B-2112 | **1404.86** |
| | | | | | | 2 Power Receptacles, 1 USB Charging, 3 Data Ports | EUB1-SL0B-2130 | **1404.86** |
| | | | | | | 2 Power Receptacles, 2 USB Charging, 1 Cable Bay | EUB1-SL0B-2202 | **1479.65** |
| | | | | | | 2 Power Receptacles, 2 USB Charging, 2 Data Ports | EUB1-SL0B-2220 | **1479.65** |
| | | | | | | 2 Power Receptacles, 3 USB Charging, 1 Data Port | EUB1-SL0B-2310 | **1554.44** |
| | | | | | | 2 Power Receptacles, 4 USB Charging | EUB1-SL0B-2400 | **1629.23** |
| | | | | | | 3 Power Receptacles, 1 USB Charging, 1 Cable Bay | EUB1-SL0B-3012 | **1330.07** |
| | | | | | | 3 Power Receptacles, 3 Data Ports | EUB1-SL0B-3030 | **1330.07** |
| | | | | | | 3 Power Receptacles, 1 USB Charging, 1 Cable Bay | EUB1-SL0B-3102 | **1404.86** |
| | | | | | | 3 Power Receptacles, 1 USB Charging, 2 Data Ports | EUB1-SL0B-3120 | **1404.86** |
| | | | | | | 3 Power Receptacles, 2 USB Charging, 1 Data Port | EUB1-SL0B-3210 | **1479.65** |
| | | | | | | 3 Power Receptacles, 3 USB Charging | EUB1-SL0B-3300 | **1554.44** |
| | | | | | | 4 Power Receptacles, 1 Cable Bay | EUB1-SL0B-4002 | **1330.07** |
| | | | | | | 4 Power Receptacles, 2 Data Ports | EUB1-SL0B-4020 | **1330.07** |
| | | | | | | 4 Power Receptacles, 1 USB Charging, 1 Data Port | EUB1-SL0B-4110 | **1404.86** |
| | | | | | | 4 Power Receptacles, 2 USB Charging | EUB1-SL0B-4200 | **1479.65** |
| | | | | | | 5 Power Receptacles, 1 Data Port | EUB1-SL0B-5010 | **1330.07** |
| | | | | | | 5 Power Receptacles, 1 USB Charging | EUB1-SL0B-5100 | **1404.86** |
| | | | | | | 6 Power Receptacles | EUB1-SL0B-6000 | **1330.07** |

# Electrical Components

Flush Mounted Power — Cord for Height Adjustable

| Top Width | Top Depth | Cord Length | Trim Color | Port Color | Port | Configuration | Number | Price |
|---|---|---|---|---|---|---|---|---|
| 6.75″(171mm) | 3″(76mm) | 12′(3658mm) | White | White | 3 | 2 Power Receptacles, 1 Data Port | EUB1-SL0W-2010 | **$1070.81** |
| | | | | | | 2 Power Receptacles, 1 USB Charging | EUB1-SL0W-2100 | **1145.60** |
| | | | | | | 3 Power Receptacles | EUB1-SL0W-3000 | **1070.81** |
| 8.25″(210mm) | 3″(76mm) | | | | 4 | 2 Power Receptacles, 1 Cable Bay | EUB1-SL0W-2002 | **$1135.62** |
| | | | | | | 2 Power Receptacles, 2 Data Ports | EUB1-SL0W-2020 | **1135.62** |
| | | | | | | 2 Power Receptacles, 1 USB Charging, 1 Data Port | EUB1-SL0W-2110 | **1210.41** |
| | | | | | | 2 Power Receptacles, 2 USB Charging | EUB1-SL0W-2200 | **1285.20** |
| | | | | | | 3 Power Receptacles, 1 Data Port | EUB1-SL0W-3010 | **1135.62** |
| | | | | | | 3 Power Receptacles, 1 USB Charging | EUB1-SL0W-3100 | **1210.41** |
| | | | | | | 4 Power Receptacles | EUB1-SL0W-4000 | **1135.62** |
| 9.75″(248mm) | 3″(76mm) | | | | 6 | 2 Power Receptacles, 2 Cable Bays | EUB1-SL0W-2004 | **$1200.44** |
| | | | | | | 2 Power Receptacles, 2 Data Ports, 1 Cable Bay | EUB1-SL0W-2022 | **1200.44** |
| | | | | | | 2 Power Receptacles, 4 Data Ports | EUB1-SL0W-2040 | **1200.44** |
| | | | | | | 2 Power Receptacles, 1 USB Charging, 1 Data Port, 1 Cable Bay | EUB1-SL0W-2112 | **1275.23** |
| | | | | | | 2 Power Receptacles, 1 USB Charging, 3 Data Ports | EUB1-SL0W-2130 | **1275.23** |
| | | | | | | 2 Power Receptacles, 2 USB Charging, 1 Cable Bay | EUB1-SL0W-2202 | **1350.02** |
| | | | | | | 2 Power Receptacles, 2 USB Charging, 2 Data Ports | EUB1-SL0W-2220 | **1350.02** |
| | | | | | | 2 Power Receptacles, 3 USB Charging, 1 Data Port | EUB1-SL0W-2310 | **1424.81** |
| | | | | | | 2 Power Receptacles, 4 USB Charging | EUB1-SL0W-2400 | **1499.60** |
| | | | | | | 3 Power Receptacles, 1 USB Charging, 1 Cable Bay | EUB1-SL0W-3012 | **1200.44** |
| | | | | | | 3 Power Receptacles, 3 Data Ports | EUB1-SL0W-3030 | **1200.44** |
| | | | | | | 3 Power Receptacles, 1 USB Charging, 1 Cable Bay | EUB1-SL0W-3102 | **1275.23** |
| | | | | | | 3 Power Receptacles, 1 USB Charging, 2 Data Ports | EUB1-SL0W-3120 | **1275.23** |
| | | | | | | 3 Power Receptacles, 2 USB Charging, 1 Data Port | EUB1-SL0W-3210 | **1350.02** |
| | | | | | | 3 Power Receptacles, 3 USB Charging | EUB1-SL0W-3300 | **1424.81** |
| | | | | | | 4 Power Receptacles, 1 Cable Bay | EUB1-SL0W-4002 | **1200.44** |
| | | | | | | 4 Power Receptacles, 2 Data Ports | EUB1-SL0W-4020 | **1200.44** |
| | | | | | | 4 Power Receptacles, 1 USB Charging, 1 Data Port | EUB1-SL0W-4110 | **1275.23** |
| | | | | | | 4 Power Receptacles, 2 USB Charging | EUB1-SL0W-4200 | **1350.02** |
| | | | | | | 5 Power Receptacles, 1 Data Port | EUB1-SL0W-5010 | **1200.44** |
| | | | | | | 5 Power Receptacles, 1 USB Charging | EUB1-SL0W-5100 | **1275.23** |
| | | | | | | 6 Power Receptacles | EUB1-SL0W-6000 | **1200.44** |

# Electrical Components — Catalog Logic

Flush Mount Power Module with Sliding Door

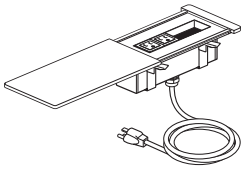

**E W C A - 4R 2C - N P S C B N PW**

**CC** – Hardwire
**PW** – Corded

**N** – NA

**B** – Black Receptacles

**Slider Color:**
**C** – Anodized
**P** – Painted

**S** – Slider

**P** – Phone Cord Access

**N** – NA

**Data Options:**
**NN** – no data/no cables
**2D** – 2 data ports
**3D** – 3 data ports
**2C** – 1 HDMI/1 VGA video cables
**2H** – 2 HDMI video cables
**2V** – 2 VGA video cables
**4C** – 2 HDMI/2 VGA video cables
**4H** – 4 HDMI video cables
**2B** – 2 cable bays
**4B** – 4 cable bays
**4V** – 4 data/4 VGA video cables

**Power Options:**
**2R** – 2 receptacles
**2A** – 1 receptacle/1 USB power
**3R** – 3 receptacles
**3A** – 2 receptacles/1 USB power
**3B** – 1 receptacle/2 USB power
**4R** – 4 receptacles
**4A** – 2 receptacles/2 USB power
**6R** – 6 receptacles
**6A** – 3 receptacles/3 USB power

**Width:**
**A** – Wide
**B** – Narrow
**G** – Narrow

**C** – Connect

**W** – workware

**E** – Electrical

# Electrical Components

Flush Mount Power Module with Sliding Door

## Port Options

### 4 Port – Port Options

**1 Power Port Options** | **2 Data / Cable Port Options**

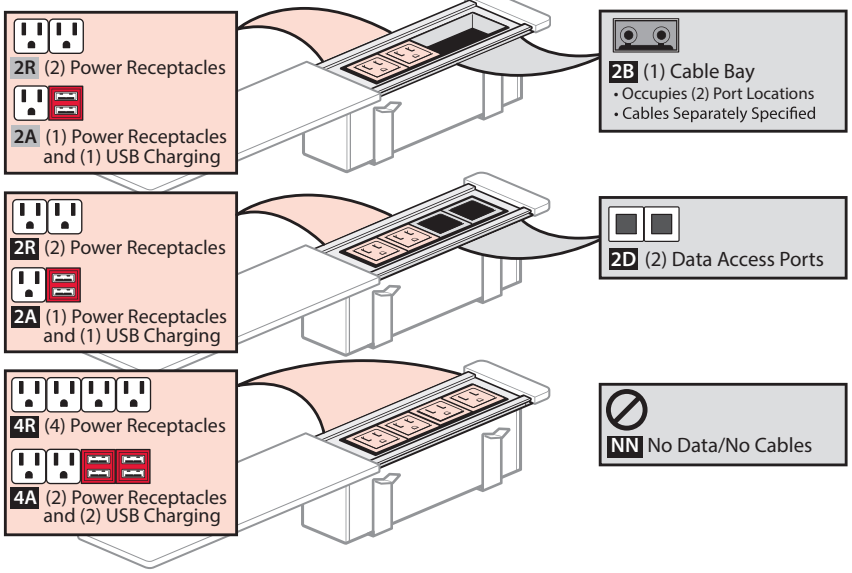


### 6 Port – Port Options

**1 Power Port Options** | **2 Data / Cable Port Options**

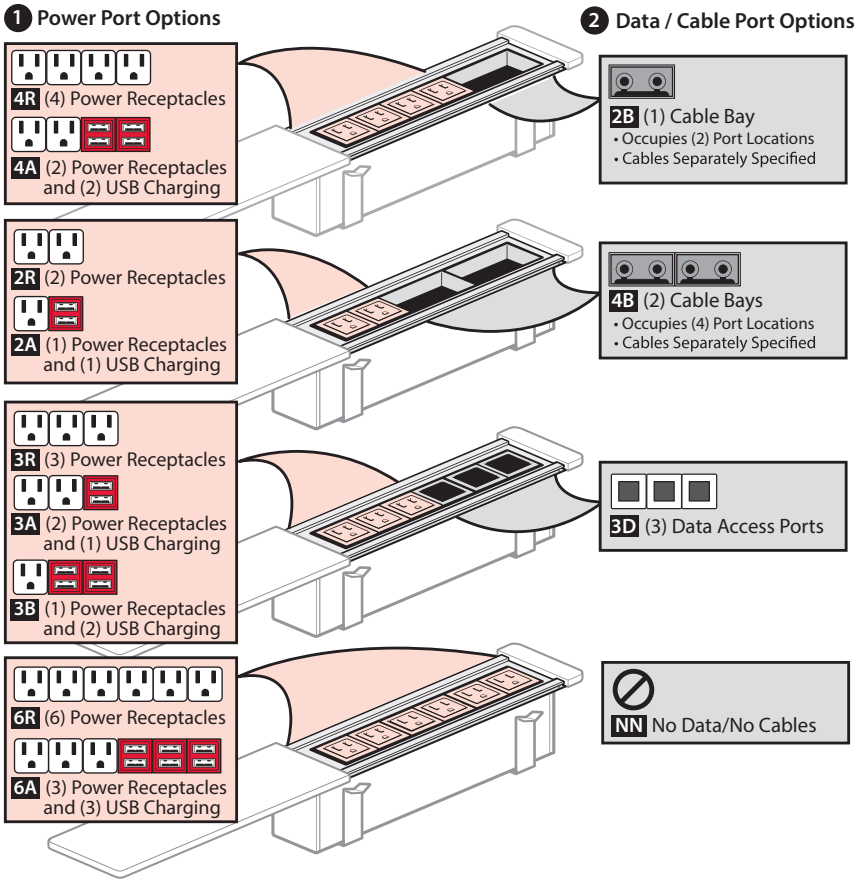


**Note**
- Configuration and quantity of power and data ports can not be modified in the field.
- Audio/Video Cables are separately specified for Non-Switching Interface Units. Cables must be specified at the proper length required to reach from the users device to the Monitor.

### 1 Power Port Options:

**Power Receptacles**
- Conventional 3 prong Power Receptacle (black)

**USB Charging Receptacles**
- Includes 2 USB receptacles per port. (black)
- USB charging only – No data.

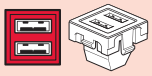

**R Power Receptacles Only**

2R
3R
4R
6R

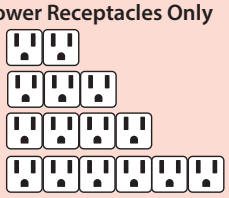

**A Both Power Receptacles and USB Charging Receptacles**
(even numbers or majority power receptacles)

2A
3A
4A
6A

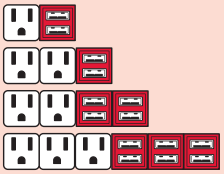

**B Both Power Receptacles and USB Charging Receptacles**
(majority USB charging receptacles)

3B

### 2 Data/Cable Port Options:

**Cable Bay**
- A reservoir that holds audio/video cables (black).
- A single Cable Bay accommodates a maximum of two video cables and occupies two ports in the Interface Module.

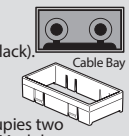


**Data Access Ports**
- The Data Access Port option includes a tree of multiple data jack adapters used to accommodate most types of field supplied RJ45 data jacks.
- The VGA and microphone data jack adapters, included with the Data Jack Adapter Tree, may not be used because of clearance issues.
- Blank data covers are also included if data access is not required.
- Additional data jack adapters are available through eParts.

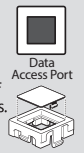


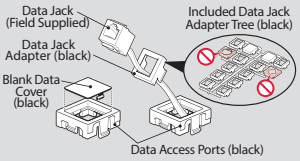


**B Cable Bay** (No Cables)

2B
4B



**D Data Access Port**

2D
3D

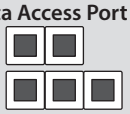

**NN No Data/No Cables**



HAWORTH

This page intentionally blank

# Electrical Components

Flush Mount Power Module with Sliding Door – 4-Port and 6-Port Wide and Narrow — Corded

**4-Port and 6-Port**

**Wide**

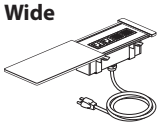

EWCA

**Narrow**

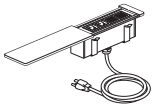

EWCB

### Features

- Includes power module with sliding door, ports for power receptacle(s), optional data jack adapters, phone cord access and attachment hardware.
- Power cord, cable bay, receptacles and data jack adapter plates are black.
- Data jack adapters accommodate most varieties of field supplied data jacks and includes blank data covers.
- Excludes VGA and microphone adapters.
- Power module bezel is clear anodized aluminum; sliding door and end trim are available in trim colors indicated.
- Corded power module includes 12 foot black, 15 Amp cord with plug.
- Power Module overall height is 2.75″; will extend below the horizontal surface and extend above surface 0.35″.
- Power module ships for field installation; field modification required to horizontal top for phone access which will deface top.

### Specification Tips

- Formerly known as workware.
- Provides power, data, communication and audio/video access for users; may be specified with a variety of port configurations to fit user requirements.
- **Configuration and quantity of power and data ports cannot be modified in the field.**
- Audio/Video Cables are separately specified. Cables must be specified at the proper length required to reach from the user's device to the Monitor.
- Requires a cable base be located directly below power module to house user cables, power and data cables and optional cable retractor; refer to Application Guide for cable base guidelines.
- 4-Port/Wide – Power Modules may be installed on tables specified with the standard Flip Top Unit cutout options (-F) or (-V); 6-Port/Wide/ – Power Modules may be installed on tables specified with the standard Flip Top Unit cutout options (-J) or (-K). These standard cutout options do not provide access for the communication opening to run a phone cable.
- Selected user AV cables extend 48″ from Cable Bay without use of a Cable Retractor and 34″ with a Cable Retractor.
- For use with 120 volt 60 hertz power source only.
- Electrical application requires prior approval by authority having jurisdiction.

### To Order, Specify:

1) Product number:
2) Trim Color for Sliding Door/End Trim.
   - ZA-MT – Anodized Aluminum
   - Painted
     TR-K – Charcoal
     TR-J – Graphite
     TR-PLS – Smooth Plaster



Class TK – SIN 33721; Discount Group XXII
Canadian Conversion Factor: Refer to haworth.com/Canada

# Electrical Components

Flush Mount Power Module with Sliding Door – 4-Port and 6-Port Wide and Narrow — Corded

| Top Width | Top Depth | Configuration | Trim Color | Flip Top Unit Cut Out Codes* | Number ❶ | Price |
|---|---|---|---|---|---|---|
| **Wide Module** | | | | | | |
| **4 Port** | | | | | | |
| 5″(127mm) | 9.6″(244mm) | 2 Power Receptacles, 1 Cable Bay | Anodized | F, V | EWCA-2R2B-NPSCBN | **$1023.98** |
| | | 1 Power Receptacle, 1 USB-A Charging, 1 Cable Bay | | | EWCA-2A2B-NPSCBN | **1346.94** |
| | | 2 Power Receptacles, 2 Data Ports | | | EWCA-2R2D-NPSCBN | **1023.98** |
| | | 1 Power Receptacle, 1 USB-A Charging, 2 Data Ports | | | EWCA-2A2D-NPSCBN | **1346.94** |
| | | 4 Power Receptacles | | | EWCA-4RNN-NPSCBN | **1023.98** |
| | | 2 Power Receptacles, 2 USB-A Charging | | | EWCA-4ANN-NPSCBN | **1669.90** |
| 5″(127mm) | 9.6″(244mm) | 2 Power Receptacles, 1 Cable Bay | Painted | F, V | EWCA-2R2B-NPSPBN | **$1073.02** |
| | | 1 Power Receptacle, 1 USB-A Charging, 1 Cable Bay | | | EWCA-2A2B-NPSPBN | **1395.98** |
| | | 2 Power Receptacles, 2 Data Ports | | | EWCA-2R2D-NPSPBN | **1073.02** |
| | | 1 Power Receptacle, 1 USB-A Charging, 2 Data Ports | | | EWCA-2A2D-NPSPBN | **1395.98** |
| | | 4 Power Receptacles | | | EWCA-4RNN-NPSPBN | **1073.02** |
| | | 2 Power Receptacles, 2 USB-A Charging | | | EWCA-4ANN-NPSPBN | **1718.94** |
| **6 Port** | | | | | | |
| 5″(127mm) | 12.6″(321mm) | 4 Power Receptacles, 1 Cable Bay | Anodized | J, K | EWCA-4R2B-NPSCBN | **$1120.08** |
| | | 2 Power Receptacles, 2 USB-A Charging, 1 Cable Bay | | | EWCA-4A2B-NPSCBN | **1766.00** |
| | | 2 Power Receptacles, 2 Cable Bays | | | EWCA-2R4B-NPSCBN | **1120.08** |
| | | 1 Power Receptacle, 1 USB-A Charging, 2 Cable Bays | | | EWCA-2A4B-NPSCBN | **1443.04** |
| | | 3 Power Receptacles, 3 Data Ports | | | EWCA-3R3D-NPSCBN | **1120.08** |
| | | 2 Power Receptacles, 1 USB-A Charging, 3 Data Ports | | | EWCA-3A3D-NPSCBN | **1443.04** |
| | | 1 Power Receptacle, 2 USB-A Charging, 3 Data Ports | | | EWCA-3B3D-NPSCBN | **1766.00** |
| | | 6 Power Receptacles | | | EWCA-6RNN-NPSCBN | **1120.08** |
| | | 3 Power Receptacles, 3 USB-A Charging | | | EWCA-6ANN-NPSCBN | **2088.96** |
| 5″(127mm) | 12.6″(321mm) | 4 Power Receptacles, 1 Cable Bay | Painted | J, K | EWCA-4R2B-NPSPBN | **$1169.12** |
| | | 2 Power Receptacles, 2 USB-A Charging, 1 Cable Bay | | | EWCA-4A2B-NPSPBN | **1815.04** |
| | | 2 Power Receptacles, 2 Cable Bays | | | EWCA-2R4B-NPSPBN | **1169.12** |
| | | 1 Power Receptacle, 1 USB-A Charging, 2 Cable Bays | | | EWCA-2A4B-NPSPBN | **1492.08** |
| | | 3 Power Receptacles, 3 Data Ports | | | EWCA-3R3D-NPSPBN | **1169.12** |
| | | 2 Power Receptacles, 1 USB-A Charging, 3 Data Ports | | | EWCA-3A3D-NPSPBN | **1492.08** |
| | | 1 Power Receptacle, 2 USB-A Charging, 3 Data Ports | | | EWCA-3B3D-NPSPBN | **1815.04** |
| | | 6 Power Receptacles | | | EWCA-6RNN-NPSPBN | **1169.12** |
| | | 3 Power Receptacles, 3 USB-A Charging | | | EWCA-6ANN-NPSPBN | **2138.00** |

*Reference Specification Guide for dimensions.

# Electrical Components

Flush Mount Power Module with Sliding Door – 4-Port and 6-Port Wide and Narrow — Corded

| Top Width | Top Depth | Cord Length | Trim Color | Port Color | Port | Configuration | Number | Price |
|---|---|---|---|---|---|---|---|---|
| **Narrow Module** | | | | | | | | |
| 3.25″ (83mm) | 9.6″ (244mm) | 12′ (3658mm) | Clear Anodized | Black | 4 | 1 Power Receptacle, 1 USB-A Charging, 1 Cable Bay | EWCG-2A2B-NPSCBNPW | **$1257.88** |
| | | | | | | 1 Power Receptacle, 1 USB-A Charging, 2 Data Ports | EWCB-2A2D-NPSCBNPW | **1257.88** |
| | | | | | | 1 Power Receptacle, 3 USB-A Charging | EWCG-4ENN-NPSCBNPW | **1903.80** |
| | | | | | | 1 Power Receptacles, 3 Data Ports | EWCG-1R3D-NPSCBNPW | **934.92** |
| | | | | | | 2 Power Receptacles, 1 Cable Bay | EWCG-2R2B-NPSCBNPW | **934.92** |
| | | | | | | 2 Power Receptacles, 1 USB-A Charging, 1 Data Port | EWCG-3A1D-NPSCBNPW | **1257.88** |
| | | | | | | 2 Power Receptacles, 2 Data Ports | EWCB-2R2D-NPSCBNPW | **934.92** |
| | | | | | | 2 Power Receptacles, 2 USB-A Charging | EWCG-4ANN-NPSCBNPW | **1580.84** |
| | | | | | | 3 Power Receptacles, 1 Data Port | EWCG-3R1D-NPSCBNPW | **934.92** |
| | | | | | | 3 Power Receptacles, 1 USB-A Charging | EWCG-4CNN-NPSCBNPW | **1257.88** |
| | | | | | | 4 Power Receptacles | EWCG-4RNN-NPSCBNPW | **934.92** |
| 3.25″ (83mm) | 9.6″ (244mm) | 12′ (3658mm) | Painted | Black | 4 | 1 Power Receptacle, 1 Data Port, 1 Cable Bay | EWCG-1R3E-NPSPBNPW | **$ 983.96** |
| | | | | | | 1 Power Receptacle, 1 USB-A Charging, 1 Cable Bay | EWCG-2A2B-NPSPBNPW | **1306.92** |
| | | | | | | 1 Power Receptacle, 1 USB-A Charging, 2 Data Ports | EWCB-2A2D-NPSPBNPW | **1306.92** |
| | | | | | | 1 Power Receptacle, 3 Data Ports | EWCG-1R3D-NPSPBNPW | **983.96** |
| | | | | | | 1 Power Receptacle, 3 USB-A Charging | EWCG-4ENN-NPSPBNPW | **1952.84** |
| | | | | | | 2 Power Receptacles, 1 Cable Bay | EWCG-2R2B-NPSPBNPW | **983.96** |
| | | | | | | 2 Power Receptacles, 1 USB-A Charging, 1 Data Port | EWCG-3A1D-NPSPBNPW | **1306.92** |
| | | | | | | 2 Power Receptacles, 2 Data Ports | EWCG-2R2D-NPSPBNPW | **983.96** |
| | | | | | | 2 Power Receptacles, 2 USB-A Charging | EWCG-4ANN-NPSPBNPW | **1629.88** |
| | | | | | | 3 Power Receptacles, 1 Data Port | EWCG-3R1D-NPSPBNPW | **983.96** |
| | | | | | | 3 Power Receptacles, 1 USB-A Charging | EWCG-4CNN-NPSPBNPW | **1306.92** |
| | | | | | | 4 Power Receptacles | EWCG-4RNN-NPSPBNPW | **983.96** |
| 3.25″ (83mm) | 12.6″ (321mm) | 12′ (3658mm) | Clear Anodized | Black | 6 | 1 Power Receptacle, 1 USB-A Charging, 2 Cable Bays | EWCG-2A4B-NPSCBNPW | **$1353.98** |
| | | | | | | 1 Power Receptacle, 1 USB-A Charging, 2 Data Ports, 1 Cable Bay | EWCG-2A4E-NPSCBNPW | **1353.98** |
| | | | | | | 1 Power Receptacle, 1 USB-A Charging, 4 Data Ports | EWCG-2A4D-NPSCBNPW | **1353.98** |
| | | | | | | 1 Power Receptacle, 2 USB-A Charging, 1 Data Port, 1 Cable Bay | EWCG-3E3E-NPSCBNPW | **1676.94** |
| | | | | | | 1 Power Receptacle, 2 USB-A Charging, 3 Data Ports | EWCG-3E3D-NPSCBNPW | **1676.94** |
| | | | | | | 1 Power Receptacle, 3 USB-A Charging, 1 Cable Bay | EWCG-4E2B-NPSCBNPW | **1999.90** |
| | | | | | | 1 Power Receptacle, 3 USB-A Charging, 2 Data Ports | EWCG-4E2D-NPSCBNPW | **1999.90** |
| | | | | | | 1 Power Receptacle, 4 USB-A Charging, 1 Data Port | EWCG-5E1D-NPSCBNPW | **2322.86** |
| | | | | | | 2 Power Receptacles, 1 USB-A Charging, 1 Data Port, 1 Cable Bay | EWCG-3A3E-NPSCBNPW | **1353.98** |
| | | | | | | 2 Power Receptacles, 1 USB-A Charging, 3 Data Ports | EWCG-3A3D-NPSCBNPW | **1353.98** |
| | | | | | | 2 Power Receptacles, 2 Cable Bays | EWCG-2R4B-NPSCBNPW | **1031.02** |
| | | | | | | 2 Power Receptacles, 2 Data Ports, 1 Cable Bay | EWCG-2R4E-NPSCBNPW | **1031.02** |
| | | | | | | 2 Power Receptacles, 2 USB-A Charging, 1 Cable Bay | EWCG-4A2B-NPSCBNPW | **1676.94** |
| | | | | | | 2 Power Receptacles, 2 USB-A Charging, 2 Data Ports | EWCG-4A2D-NPSCBNPW | **1676.94** |
| | | | | | | 2 Power Receptacles, 3 USB-A Charging, 1 Data Port | EWCG-5B1D-NPSCBNPW | **1999.90** |
| | | | | | | 2 Power Receptacles, 4 Data Ports | EWCG-2R4D-NPSCBNPW | **1031.02** |
| | | | | | | 2 Power Receptacles, 4 USB-A Charging | EWCG-6BNN-NPSCBNPW | **2322.86** |
| | | | | | | 3 Power Receptacles, 1 Data Port, 1 Cable Bay | EWCG-3R3E-NPSCBNPW | **1031.02** |
| | | | | | | 3 Power Receptacles, 1 USB-A Charging, 1 Cable Bay | EWCG-4C2B-NPSCBNPW | **1353.98** |
| | | | | | | 3 Power Receptacles, 1 USB-A Charging, 2 Data Ports | EWCG-4C2D-NPSCBNPW | **1353.98** |
| | | | | | | 3 Power Receptacles, 2 USB-A Charging, 1 Data Port | EWCG-5A1D-NPSCBNPW | **1676.94** |
| | | | | | | 3 Power Receptacles, 3 Data Ports | EWCG-3R3D-NPSCBNPW | **1031.02** |
| | | | | | | 3 Power Receptacles, 3 USB-A Charging | EWCG-6ANN-NPSCBNPW | **1999.90** |
| | | | | | | 4 Power Receptacles, 1 Cable Bay | EWCG-4R2B-NPSCBNPW | **1031.02** |
| | | | | | | 4 Power Receptacles, 1 USB-A Charging, 1 Data Port | EWCG-5C1D-NPSCBNPW | **1353.98** |
| | | | | | | 4 Power Receptacles, 2 Data Ports | EWCG-4R2D-NPSCBNPW | **1031.02** |
| | | | | | | 4 Power Receptacles, 2 USB-A Charging | EWCG-6DNN-NPSCBNPW | **1676.94** |
| | | | | | | 5 Power Receptacles, 1 Data Port | EWCG-5R1D-NPSCBNPW | **1031.02** |
| | | | | | | 5 Power Receptacles, 1 USB-A Charging | EWCG-6CNN-NPSCBNPW | **1353.98** |
| | | | | | | 6 Power Receptacles | EWCG-6RNN-NPSCBNPW | **1031.02** |

# Electrical Components

## Flush Mount Power Module with Sliding Door – 4-Port and 6-Port Wide and Narrow — Corded

| Top Width | Top Depth | Cord Length | Trim Color | Port Color | Port | Configuration | Number | Price |
|---|---|---|---|---|---|---|---|---|
| 3.25″ (83mm) | 12.6″ (321mm) | 12′ (3658mm) | Painted | Black | 6 | 1 Power Receptacle, 1 USB-A Charging, 2 Cable Bays | EWCG-2A4B-NPSPBNPW | **$1403.02** |
| | | | | | | 1 Power Receptacle, 1 USB-A Charging, 2 Data Ports, 1 Cable Bay | EWCG-2A4E-NPSPBNPW | **1403.02** |
| | | | | | | 1 Power Receptacle, 1 USB-A Charging, 4 Data Ports | EWCG-2A4D-NPSPBNPW | **1403.02** |
| | | | | | | 1 Power Receptacle, 2 USB-A Charging, 1 Data Port, 1 Cable Bay | EWCG-3E3E-NPSPBNPW | **1725.98** |
| | | | | | | 1 Power Receptacle, 2 USB-A Charging, 3 Data Ports | EWCG-3E3D-NPSPBNPW | **1725.98** |
| | | | | | | 1 Power Receptacle, 3 USB-A Charging, 1 Cable Bay | EWCG-4E2B-NPSPBNPW | **2048.94** |
| | | | | | | 1 Power Receptacle, 3 USB-A Charging, 2 Data Ports | EWCG-4E2D-NPSPBNPW | **2048.94** |
| | | | | | | 1 Power Receptacles, 4 USB-A Charging, 1 Data Port | EWCG-5E1D-NPSPBNPW | **2371.90** |
| | | | | | | 2 Power Receptacles, 1 USB-A Charging, 1 Data Port, 1 Cable Bay | EWCG-3A3E-NPSPBNPW | **1403.02** |
| | | | | | | 2 Power Receptacles, 1 USB-A Charging, 3 Data Ports | EWCG-3A3D-NPSPBNPW | **1403.02** |
| | | | | | | 2 Power Receptacles, 2 Cable Bay | EWCG-2R4B-NPSPBNPW | **1080.06** |
| | | | | | | 2 Power Receptacles, 2 Data Ports, 1 Cable Bay | EWCG-2R4E-NPSPBNPW | **1080.06** |
| | | | | | | 2 Power Receptacles, 2 USB-A Charging, 1 Cable Bay | EWCB-4A2B-NPSPBNPW | **1725.98** |
| | | | | | | 2 Power Receptacles, 2 USB-A Charging, 1 Cable Bay | EWCG-4A2B-NPSPBNPW | **1725.98** |
| | | | | | | 2 Power Receptacles, 2 USB-A Charging, 2 Data Ports | EWCG-4A2D-NPSPBNPW | **1725.98** |
| | | | | | | 2 Power Receptacles, 3 USB-A Charging, 1 Data Port | EWCG-5B1D-NPSPBNPW | **2048.94** |
| | | | | | | 2 Power Receptacles, 4 Data Ports | EWCG-2R4D-NPSPBNPW | **1080.06** |
| | | | | | | 2 Power Receptacles, 4 USB-A Charging | EWCG-6BNN-NPSPBNPW | **2371.90** |
| | | | | | | 3 Power Receptacles, 1 Data Port, 1 Cable Bay | EWCG-3R3E-NPSPBNPW | **1080.06** |
| | | | | | | 3 Power Receptacles, 1 USB-A Charging, 1 Cable Bay | EWCG-4C2B-NPSPBNPW | **1403.02** |
| | | | | | | 3 Power Receptacles, 1 USB-A Charging, 2 Data Ports | EWCG-4C2D-NPSPBNPW | **1403.02** |
| | | | | | | 3 Power Receptacles, 2 USB-A Charging, 1 Data Port | EWCG-5A1D-NPSPBNPW | **1725.98** |
| | | | | | | 3 Power Receptacles, 3 Data Ports | EWCG-3R3D-NPSPBNPW | **1080.06** |
| | | | | | | 3 Power Receptacles, 3 USB-A Charging | EWCG-6ANN-NPSPBNPW | **2048.94** |
| | | | | | | 4 Power Receptacles, 1 Cable Bay | EWCG-4R2B-NPSPBNPW | **1080.06** |
| | | | | | | 4 Power Receptacles, 1 USB-A Charging, 1 Data Port | EWCG-5C1D-NPSPBNPW | **1403.02** |
| | | | | | | 4 Power Receptacles, 2 Data Ports | EWCG-4R2D-NPSPBNPW | **1080.06** |
| | | | | | | 4 Power Receptacles, 2 USB-A Charging | EWCG-6DNN-NPSPBNPW | **1725.98** |
| | | | | | | 5 Power Receptacles, 1 Data Port | EWCG-5R1D-NPSPBNPW | **1080.06** |
| | | | | | | 5 Power Receptacles, 1 USB-A Charging | EWCG-6CNN-NPSPBNPW | **1403.02** |
| | | | | | | 6 Power Receptacles | EWCG-6RNN-NPSPBNPW | **1080.06** |

# Electrical Components

Flush Mount Power Modular with Sliding Door — Spiral Corded – Height Adjustable

**4-Port:**
(2) Power
(1) USB
(1) Data

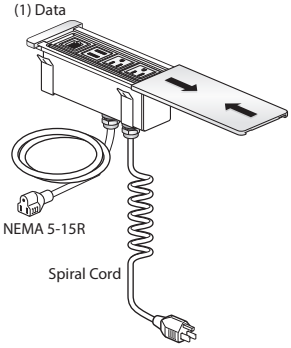


EWCG-3A1D-NPSCBNSF

**6-Port:**
(2) Power
(1) USB
(1) Data
(1) Cable Bay

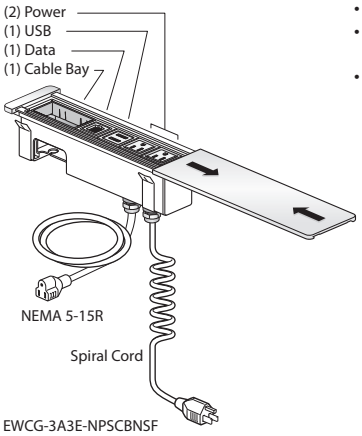


EWCG-3A3E-NPSCBNSF

**4-Port:**
(4) Power

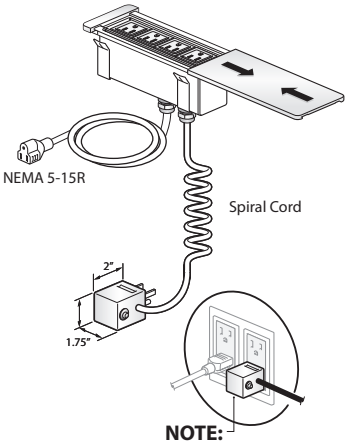


**NOTE:**
Always Circuit Breaker Plug when more than 3 power outlets specified.

EWCG-4RNN-NPSCBNSF

## Features

- Includes power module with sliding door, 4 ports that can be configured with simplex outlets (NEMA-5-15R), USB charging simplex (with two USB outlets), data jack adapters or a cable bay that can accept up to 2 pull out data/AV cables and mounting hardware.
- Data jack adapters accommodate most varieties of field supplied data jacks or separately specified AV cables.
- Spiral Cord includes 15 amp plug (NEMA 5-15P) and expands from 10′(3048mm) to 12′(3658mm) when stretched.
- Auxiliary 24″(610mm) power cord with NEMA 5-15R used to provide power to table motor controller.
- USB Charging simplex consist of 2 USB outlets. 1,000mA of charging power per USB outlet.
- Color option of clear anodized lid with black receptacles or painted lid with black receptacles.

## Specification Tips

- Formerly known as workware.
- Not for use with cable chain.
- For use with 120 volt 60 hertz power source only.
- Requires field installation.
- **Configuration and quantity of power and data ports cannot be modified in the field.**
- Application may require approval of local authority having jurisdiction (AHJ); ensure compliance before placing orders and installation.

## To Order, Specify:

1) Product number.
2) Trim Color for Sliding Door/End Trim:

| | |
|---|---|
| Anodized Aluminum | ZA-MT |
| Painted: | |
| Charcoal | TR-K |
| Graphite | TR-J |
| Smooth Plaster | TR-PLS |



Class TK – SIN 33721; Discount Group XXII
Canadian Conversion Factor: Refer to haworth.com/Canada

# Electrical Components

Flush Mount Power Modular with Sliding Door — Spiral Corded – Height Adjustable

| Top Width | Top Depth | Cord Length | Housing Color | Port Color | Port | Configuration | Number | Price |
|---|---|---|---|---|---|---|---|---|
| **Corded** | | | | | | | | |
| 6.5″ (165mm) | 3″ (76mm) | 6′ (1829mm) | Clear Anodized | Black | 4 | 2 Power Receptacles, 1 Cable Bay | EWCG-2R2B-NPSCBNSF | **$1086.05** |
| | | | | | | 2 Power Receptacles, 2 Data Ports | EWCG-2R2D-NPSCBNSF | **1086.05** |
| | | | | | | 2 Power Receptacles, 2 USB-A Charging | EWCG-4ANN-NPSCBNSF | **1731.97** |
| | | | | | | 2 Power Receptacles, 1 USB-A Charging, 1 Data Port | EWCG-3A1D-NPSCBNSF | **1409.01** |
| | | | | | | 3 Power Receptacles, 1 Data Port | EWCG-3R1D-NPSCBNSF | **1086.05** |
| | | | | | | 3 Power Receptacles, 1 USB-A Charging | EWCG-4CNN-NPSCBNSF | **1409.01** |
| | | | | | | 4 Power Receptacles | EWCG-4RNN-NPSCBNSF | **1086.05** |
| | | | | | 6 | 2 Power Receptacles, 2 Cable Bays | EWCG-2R4B-NPSCBNSF | **1182.15** |
| | | | | | | 2 Power Receptacles, 2 Data Ports, 1 Cable Bay | EWCG-2R4E-NPSCBNSF | **1182.15** |
| | | | | | | 2 Power Receptacles, 1 USB-A Charging, 1 Data Port, 1 Cable Bay | EWCG-3A3E-NPSCBNSF | **1505.11** |
| | | | | | | 2 Power Receptacles, 2 USB-A Charging, 1 Cable Bay | EWCG-4A2B-NPSCBNSF | **1828.07** |
| | | | | | | 2 Power Receptacles, 4 Data Ports | EWCG-2R4D-NPSCBNSF | **1182.15** |
| | | | | | | 2 Power Receptacles, 4 USB-A Charging | EWCG-6BNN-NPSCBNSF | **2473.99** |
| | | | | | | 2 Power Receptacles, 3 USB-A Charging, 1 Data Port | EWCG-5B1D-NPSCBNSF | **2151.03** |
| | | | | | | 2 Power Receptacles, 1 USB-A Charging, 3 Data Ports | EWCG-3A3D-NPSCBNSF | **1505.11** |
| | | | | | | 2 Power Receptacles, 2 USB-A Charging, 2 Data Ports | EWCG-4A2D-NPSCBNSF | **1828.07** |
| | | | | | | 3 Power Receptacles, 1 USB-A Charging, 2 Data Ports | EWCG-4C2D-NPSCBNSF | **1505.11** |
| | | | | | | 3 Power Receptacles, 2 USB-A Charging, 1 Data Port | EWCG-5A1D-NPSCBNSF | **1828.07** |
| | | | | | | 3 Power Receptacles, 1 Data Port, 1 Cable Bay | EWCG-3R3E-NPSCBNSF | **1182.15** |
| | | | | | | 3 Power Receptacles, 1 USB-A Charging, 1 Cable Bay | EWCG-4C2B-NPSCBNSF | **1505.11** |
| | | | | | | 3 Power Receptacles, 3 Data Ports | EWCG-3R3D-NPSCBNSF | **1182.15** |
| | | | | | | 3 Power Receptacles, 3 USB-A Charging | EWCG-6ANN-NPSCBNSF | **2151.03** |
| | | | | | | 4 Power Receptacles, 1 USB-A Charging, 1 Data Port | EWCG-5C1D-NPSCBNSF | **1505.11** |
| | | | | | | 4 Power Receptacles, 1 Cable Bay | EWCG-4R2B-NPSCBNSF | **1182.15** |
| | | | | | | 4 Power Receptacles, 2 Data Ports | EWCG-4R2D-NPSCBNSF | **1182.15** |
| | | | | | | 4 Power Receptacles, 2 USB-A Charging | EWCG-6DNN-NPSCBNSF | **1828.07** |
| | | | | | | 5 Power Receptacles, 1 Data Port | EWCG-5R1D-NPSCBNSF | **1182.15** |
| | | | | | | 5 Power Receptacles, 1 USB-A Charging | EWCG-6CNN-NPSCBNSF | **1505.11** |
| | | | | | | 6 Power Receptacles | EWCG-6RNN-NPSCBNSF | **1182.15** |
| 6.5″ (165mm) | 3″ (76mm) | 6′ (1829mm) | Painted | Black | 4 | 2 Power Receptacles, 1 Cable Bay | EWCG-2R2B-NPSPBNSF | **$1135.09** |
| | | | | | | 2 Power Receptacles, 2 Data Ports | EWCG-2R2D-NPSPBNSF | **1135.09** |
| | | | | | | 2 Power Receptacles, 2 USB-A Charging | EWCG-4ANN-NPSPBNSF | **1781.01** |
| | | | | | | 2 Power Receptacles, 1 USB-A Charging, 1 Data Port | EWCG-3A1D-NPSPBNSF | **1458.05** |
| | | | | | | 3 Power Receptacles, 1 Data Port | EWCG-3R1D-NPSPBNSF | **1135.09** |
| | | | | | | 3 Power Receptacles, 1 USB-A Charging | EWCG-4CNN-NPSPBNSF | **1458.05** |
| | | | | | | 4 Power Receptacles | EWCG-4RNN-NPSPBNSF | **1135.09** |
| | | | | | 6 | 2 Power Receptacles, 2 Cable Bays | EWCG-2R4B-NPSPBNSF | **1231.19** |
| | | | | | | 2 Power Receptacles, 2 Data Ports, 1 Cable Bay | EWCG-2R4E-NPSPBNSF | **1231.19** |
| | | | | | | 2 Power Receptacles, 1 USB-A Charging, 1 Data Port, 1 Cable Bay | EWCG-3A3E-NPSPBNSF | **1554.15** |
| | | | | | | 2 Power Receptacles, 2 USB-A Charging, 1 Cable Bay | EWCG-4A2B-NPSPBNSF | **1877.11** |
| | | | | | | 2 Power Receptacles, 4 Data Ports | EWCG-2R4D-NPSPBNSF | **1231.19** |
| | | | | | | 2 Power Receptacles, 4 USB-A Charging | EWCG-6BNN-NPSPBNSF | **2523.03** |
| | | | | | | 2 Power Receptacles, 3 USB-A Charging, 1 Data Port | EWCG-5B1D-NPSPBNSF | **2200.07** |
| | | | | | | 2 Power Receptacles, 1 USB-A Charging, 3 Data Ports | EWCG-3A3D-NPSPBNSF | **1554.15** |
| | | | | | | 2 Power Receptacles, 2 USB-A Charging, 2 Data Ports | EWCG-4A2D-NPSPBNSF | **1877.11** |
| | | | | | | 3 Power Receptacles, 1 USB-A Charging, 2 Data Ports | EWCG-4C2D-NPSPBNSF | **1554.15** |
| | | | | | | 3 Power Receptacles, 2 USB-A Charging, 1 Data Port | EWCG-5A1D-NPSPBNSF | **1877.11** |
| | | | | | | 3 Power Receptacles, 1 Data Port, 1 Cable Bay | EWCG-3R3E-NPSPBNSF | **1231.19** |
| | | | | | | 3 Power Receptacles, 1 USB-A Charging, 1 Cable Bay | EWCG-4C2B-NPSPBNSF | **1554.15** |
| | | | | | | 3 Power Receptacles, 3 Data Ports | EWCG-3R3D-NPSPBNSF | **1231.19** |
| | | | | | | 3 Power Receptacles, 3 USB-A Charging | EWCG-6ANN-NPSPBNSF | **2200.07** |
| | | | | | | 4 Power Receptacles, 1 USB-A Charging, 1 Data Port | EWCG-5C1D-NPSPBNSF | **1554.15** |
| | | | | | | 4 Power Receptacles, 1 Cable Bay | EWCG-4R2B-NPSPBNSF | **1231.19** |
| | | | | | | 4 Power Receptacles, 2 Data Ports | EWCG-4R2D-NPSPBNSF | **1231.19** |
| | | | | | | 4 Power Receptacles, 2 USB-A Charging | EWCG-6DNN-NPSPBNSF | **1877.11** |
| | | | | | | 5 Power Receptacles, 1 Data Port | EWCG-5R1D-NPSPBNSF | **1231.19** |
| | | | | | | 5 Power Receptacles, 1 USB-A Charging | EWCG-6CNN-NPSPBNSF | **1554.15** |
| | | | | | | 6 Power Receptacles | EWCG-6RNN-NPSPBNSF | **1231.19** |

# Electrical Components

Flush Mount Power Modular with Sliding Door — Corded – Height Adjustable

**4-Port:**
(2) Power
(1) USB
(1) Data

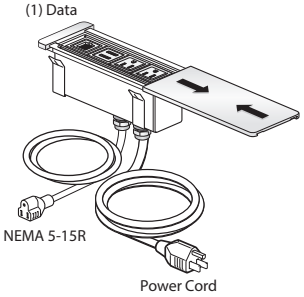


EWCG-3A1D-NPSCBNSL

**6-Port:**
(2) Power
(1) USB
(1) Data
(1) Cable Bay

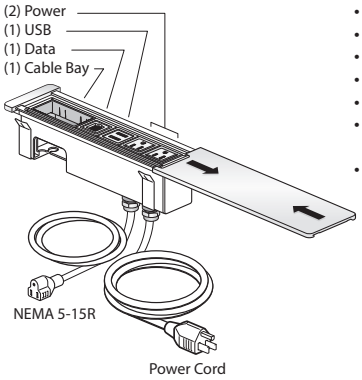


EWCG-3A3E-NPSCBNSL

**4-Port:**
(4) Power

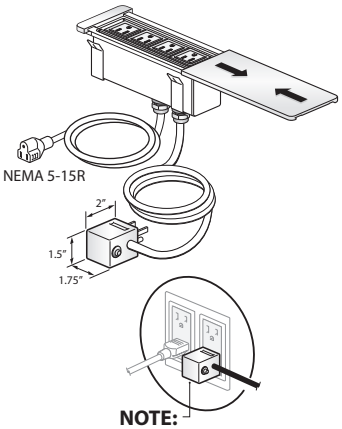


**NOTE:**
Always Circuit Breaker Plug when more than 3 power outlets specified.

EWCG-4RNN-NPSCBNSL

## Features

- Includes power module with sliding door, 4 or 6 ports that can be configured with simplex outlets (NEMA-5-15R), USB charging simplex (with two USB outlets), data jack adapters or a cable bay that can accept up to 2 pull out data/AV cables and mounting hardware.
- Data jack adapters accommodate most varieties of field supplied data jacks or separately specified AV cables.
- Corded power module with 15 amp - 12'(3658mm) long cord with plug (NEMA 5-15P).
- Auxiliary 24"(610mm) power cord with NEMA 5-15R used to provide power to table motor controller.
- USB-A Charging simplex consists of 2 USB outlets. 1,000mA of charging power per USB outlet.
- Color option of clear anodized lid with black receptacles or painted lid with black receptacles.

## Specification Tips

- Formerly known as workware.
- Designed to be used with cable chain.
- For use with 120 volt 60 hertz power source only.
- Requires field installation.
- Specify AV cables separately.
- Cable Bay requires cables less than 0.3"(7.6mm) diameter.
- **Configuration and quantity of power and data ports cannot be modified in the field.**
- Application may require approval of local authority having jurisdiction (AHJ); ensure compliance before placing orders and installation.

## To Order, Specify:

1) Product number.
2) Trim Color for Sliding Door/End Trim:
   Anodized Aluminum ZA-MT
   Painted:

| | |
|---|---|
| Charcoal | TR-K |
| Graphite | TR-J |
| Smooth Plaster | TR-PLS |



Class TK – SIN 33721; Discount Group XXII
Canadian Conversion Factor: Refer to haworth.com/Canada

# Electrical Components

Flush Mount Power Modular with Sliding Door — Corded – Height Adjustable

| Top Width | Top Depth | Cord Length | Housing Color | Port Color | Port | Configuration | Number | Price |
|---|---|---|---|---|---|---|---|---|
| **Corded** | | | | | | | | |
| 6.5″ (165mm) | 3″ (76mm) | 12′ (3658mm) | Clear Anodized | Black | 4 | 2 Power Receptacles, 1 Cable Bay | EWCG-2R2B-NPSCBNSL | **$1201.75** |
| | | | | | | 2 Power Receptacles, 2 Data Ports | EWCG-2R2D-NPSCBNSL | **1201.75** |
| | | | | | | 2 Power Receptacles, 2 USB-A Charging | EWCG-4ANN-NPSCBNSL | **1847.67** |
| | | | | | | 2 Power Receptacles, 1 USB-A Charging, 1 Data Port | EWCG-3A1D-NPSCBNSL | **1524.71** |
| | | | | | | 3 Power Receptacles, 1 Data Port | EWCG-3R1D-NPSCBNSL | **1201.75** |
| | | | | | | 3 Power Receptacles, 1 USB-A Charging | EWCG-4CNN-NPSCBNSL | **1524.71** |
| | | | | | | 4 Power Receptacles | EWCG-4RNN-NPSCBNSL | **1201.75** |
| | | | | | 6 | 2 Power Receptacles, 2 Cable Bays | EWCG-2R4B-NPSCBNSL | **$1297.85** |
| | | | | | | 2 Power Receptacles, 2 Data Ports, 1 Cable Bay | EWCG-2R4E-NPSCBNSL | **1297.85** |
| | | | | | | 2 Power Receptacles, 1 USB-A Charging, 1 Data Port, 1 Cable Bay | EWCG-3A3E-NPSCBNSL | **1620.81** |
| | | | | | | 2 Power Receptacles, 2 USB-A Charging, 1 Cable Bay | EWCG-4A2B-NPSCBNSL | **1943.77** |
| | | | | | | 2 Power Receptacles, 4 Data Ports | EWCG-2R4D-NPSCBNSL | **1297.85** |
| | | | | | | 2 Power Receptacles, 4 USB-A Charging | EWCG-6BNN-NPSCBNSL | **2589.69** |
| | | | | | | 2 Power Receptacles, 3 USB-A Charging, 1 Data Port | EWCG-5B1D-NPSCBNSL | **2266.73** |
| | | | | | | 2 Power Receptacles, 1 USB-A Charging, 3 Data Ports | EWCG-3A3D-NPSCBNSL | **1620.81** |
| | | | | | | 2 Power Receptacles, 2 USB-A Charging, 2 Data Ports | EWCG-4A2D-NPSCBNSL | **1943.77** |
| | | | | | | 3 Power Receptacles, 1 USB-A Charging, 2 Data Ports | EWCG-4C2D-NPSCBNSL | **1620.81** |
| | | | | | | 3 Power Receptacles, 2 USB-A Charging, 1 Data Port | EWCG-5A1D-NPSCBNSL | **1943.77** |
| | | | | | | 3 Power Receptacles, 1 Data Port, 1 Cable Bay | EWCG-3R3E-NPSCBNSL | **1297.85** |
| | | | | | | 3 Power Receptacles, 1 USB-A Charging, 1 Cable Bay | EWCG-4C2B-NPSCBNSL | **1620.81** |
| | | | | | | 3 Power Receptacles, 3 Data Ports | EWCG-3R3D-NPSCBNSL | **1297.85** |
| | | | | | | 3 Power Receptacles, 3 USB-A Charging | EWCG-6ANN-NPSCBNSL | **2266.73** |
| | | | | | | 4 Power Receptacles, 1 USB-A Charging, 1 Data Port | EWCG-5C1D-NPSCBNSL | **1620.81** |
| | | | | | | 4 Power Receptacles, 1 Cable Bay | EWCG-4R2B-NPSCBNSL | **1297.85** |
| | | | | | | 4 Power Receptacles, 2 Data Ports | EWCG-4R2D-NPSCBNSL | **1297.85** |
| | | | | | | 4 Power Receptacles, 2 USB-A Charging | EWCG-6DNN-NPSCBNSL | **1943.77** |
| | | | | | | 5 Power Receptacles, 1 Data Port | EWCG-5R1D-NPSCBNSL | **1297.85** |
| | | | | | | 5 Power Receptacles, 1 USB-A Charging | EWCG-6CNN-NPSCBNSL | **1620.81** |
| | | | | | | 6 Power Receptacles | EWCG-6RNN-NPSCBNSL | **1297.85** |
| 6.5″ (165mm) | 3″ (76mm) | 12′ (3658mm) | Painted | Black | 4 | 2 Power Receptacles, 1 Cable Bay | EWCG-2R2B-NPSPBNSL | **$1250.79** |
| | | | | | | 2 Power Receptacles, 2 Data Ports | EWCG-2R2D-NPSPBNSL | **1250.79** |
| | | | | | | 2 Power Receptacles, 2 USB-A Charging | EWCG-4ANN-NPSPBNSL | **1896.71** |
| | | | | | | 2 Power Receptacles, 1 USB-A Charging, 1 Data Port | EWCG-3A1D-NPSPBNSL | **1573.75** |
| | | | | | | 3 Power Receptacles, 1 Data Port | EWCG-3R1D-NPSPBNSL | **1250.79** |
| | | | | | | 3 Power Receptacles, 1 USB-A Charging | EWCG-4CNN-NPSPBNSL | **1573.75** |
| | | | | | | 4 Power Receptacles | EWCG-4RNN-NPSPBNSL | **1250.79** |
| | | | | | 6 | 2 Power Receptacles, 2 Cable Bays | EWCG-2R4B-NPSPBNSL | **$1346.89** |
| | | | | | | 2 Power Receptacles, 2 Data Ports, 1 Cable Bay | EWCG-2R4E-NPSPBNSL | **1346.89** |
| | | | | | | 2 Power Receptacles, 1 USB-A Charging, 1 Data Port, 1 Cable Bay | EWCG-3A3E-NPSPBNSL | **1669.85** |
| | | | | | | 2 Power Receptacles, 2 USB-A Charging, 1 Cable Bay | EWCG-4A2B-NPSPBNSL | **1992.81** |
| | | | | | | 2 Power Receptacles, 4 Data Ports | EWCG-2R4D-NPSPBNSL | **1346.89** |
| | | | | | | 2 Power Receptacles, 4 USB-A Charging | EWCG-6BNN-NPSPBNSL | **2638.73** |
| | | | | | | 2 Power Receptacles, 3 USB-A Charging, 1 Data Port | EWCG-5B1D-NPSPBNSL | **2315.77** |
| | | | | | | 2 Power Receptacles, 1 USB-A Charging, 3 Data Ports | EWCG-3A3D-NPSPBNSL | **1669.85** |
| | | | | | | 2 Power Receptacles, 2 USB-A Charging, 2 Data Ports | EWCG-4A2D-NPSPBNSL | **1992.81** |
| | | | | | | 3 Power Receptacles, 1 USB-A Charging, 2 Data Ports | EWCG-4C2D-NPSPBNSL | **1669.85** |
| | | | | | | 3 Power Receptacles, 2 USB-A Charging, 1 Data Port | EWCG-5A1D-NPSPBNSL | **1992.81** |
| | | | | | | 3 Power Receptacles, 1 Data Port, 1 Cable Bay | EWCG-3R3E-NPSPBNSL | **1346.89** |
| | | | | | | 3 Power Receptacles, 1 USB-A Charging, 1 Cable Bay | EWCG-4C2B-NPSPBNSL | **1669.85** |
| | | | | | | 3 Power Receptacles, 3 Data Ports | EWCG-3R3D-NPSPBNSL | **1346.89** |
| | | | | | | 3 Power Receptacles, 3 USB-A Charging | EWCG-6ANN-NPSPBNSL | **2315.77** |
| | | | | | | 4 Power Receptacles, 1 USB-A Charging, 1 Data Port | EWCG-5C1D-NPSPBNSL | **1669.85** |
| | | | | | | 4 Power Receptacles, 1 Cable Bay | EWCG-4R2B-NPSPBNSL | **1346.89** |
| | | | | | | 4 Power Receptacles, 2 Data Ports | EWCG-4R2D-NPSPBNSL | **1346.89** |
| | | | | | | 4 Power Receptacles, 2 USB-A Charging | EWCG-6DNN-NPSPBNSL | **1992.81** |
| | | | | | | 5 Power Receptacles, 1 Data Port | EWCG-5R1D-NPSPBNSL | **1346.89** |
| | | | | | | 5 Power Receptacles, 1 USB-A Charging | EWCG-6CNN-NPSPBNSL | **1669.85** |
| | | | | | | 6 Power Receptacles | EWCG-6RNN-NPSPBNSL | **1346.89** |

# Electrical Components

Flush Mount Power Module with Sliding Door – 4-Port and 6-Port Narrow – Hardwire

**4-Port:**
(2) Power
(1) USB
(1) Data

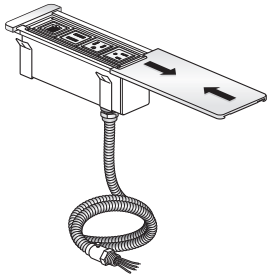

Hard Wired

EWCG-3A1D-NPSCBNCW

**6-Port:**
(2) Power
(1) USB
(1) Data
(1) Cable Bay

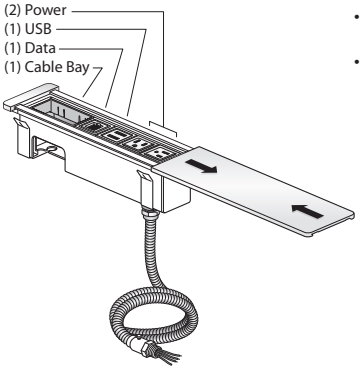

Hard Wired

EWCG-3A3E-NPSCBNCW

### Features

- Includes power module with sliding door, 4 or 6 ports that can be configured with simplex outlets (NEMA-5-15R), USB charging simplex (with two USB outlets), data jack adapters or cable bay(s) that can accept up to 2 pull out data/AV cables and mounting hardwire.
- Data jack adapters accommodate most varieties of field supplied data jacks or separately specified AV cables.
- Hardwired power module with 6'(1829mm) or 12'(3658mm) long flexible metal conduit feed, .05"(13mm) conduit fitting and wires for hardwire connection.
- USB-A Charging simplex consists of 2 USB outlets. 1,000mA of charging power per USB outlet.
- Color option of clear anodized lid with black receptacles or painted lid with black receptacles.

### Specification Tips

- Formerly known as workware.
- For use with 120 volt 60 hertz power source only.
- Requires field installation.
- **Configuration and quantity of power and data ports cannot be modified in the field.**
- Application may require approval of local authority having jurisdiction (AHJ); ensure compliance before placing orders and installation.

### To Order, Specify:

1) Product number.
2) Housing finish code (applicable to painted housing color only).



Class TK – SIN 33721; Discount Group XXII
Canadian Conversion Factor: Refer to haworth.com/Canada

# Electrical Components

Flush Mount Power Module with Sliding Door – 4-Port and 6-Port Narrow – Hardwire

| Top Width | Top Depth | Conduit Length | Configuration | Trim Color | Number | Price |
|---|---|---|---|---|---|---|
| **Narrow Module** | | | | | | |
| **4 Port** | | | | | | |
| 3.25″ (83mm) | 9.6″ (244mm) | 6′ (1829mm) | 2 Power Receptacles, 1 Cable Bay | Anodized | EWCB-2R2B-NPSCBNCC | **$ 896.68** |
| | | | 1 Power Receptacle, 1 USB-A Charging, 1 Cable Bay | | EWCB-2A2B-NPSCBNCC | **1219.64** |
| | | | 2 Power Receptacles, 2 Data Ports | | EWCB-2R2D-NPSCBNCC | **896.68** |
| | | | 1 Power Receptacle, 1 USB-A Charging, 2 Data Ports | | EWCB-2A2D-NPSCBNCC | **1219.64** |
| | | | 4 Power Receptacles | | EWCB-4RNN-NPSCBNCC | **896.68** |
| | | | 2 Power Receptacles, 2 USB-A Charging | | EWCB-4ANN-NPSCBNCC | **1542.60** |
| 3.25″ (83mm) | 9.6″ (244mm) | 6′ (1829mm) | 2 Power Receptacles, 1 Cable Bay | Painted | EWCB-2R2B-NPSPBNCC | **945.72** |
| | | | 1 Power Receptacle, 1 USB-A Charging, 1 Cable Bay | | EWCB-2A2B-NPSPBNCC | **1268.68** |
| | | | 2 Power Receptacles, 2 Data Ports | | EWCB-2R2D-NPSPBNCC | **945.72** |
| | | | 1 Power Receptacle, 1 USB-A Charging, 2 Data Ports | | EWCB-2A2D-NPSPBNCC | **1268.68** |
| | | | 4 Power Receptacles | | EWCB-4RNN-NPSPBNCC | **945.72** |
| | | | 2 Power Receptacles, 2 USB-A Charging | | EWCB-4ANN-NPSPBNCC | **1591.64** |
| **6 Port** | | | | | | |
| 3.25″ (83mm) | 12.6″ (321mm) | 6′ (1829m) | 4 Power Receptacles, 1 Cable Bay | Anodized | EWCB-4R2B-NPSCBNCC | **992.78** |
| | | | 2 Power Receptacles, 2 USB-A Charging, 1 Cable Bay | | EWCB-4A2B-NPSCBNCC | **1638.70** |
| | | | 2 Power Receptacles, 2 Cable Bays | | EWCB-2R4B-NPSCBNCC | **992.78** |
| | | | 1 Power Receptacle, 1 USB-A Charging, 2 Cable Bays | | EWCB-2A4B-NPSCBNCC | **1315.74** |
| | | | 3 Power Receptacles, 3 Data Ports | | EWCB-3R3D-NPSCBNCC | **992.78** |
| | | | 2 Power Receptacles, 1 USB-A Charging, 3 Data Ports | | EWCB-3A3D-NPSCBNCC | **1315.74** |
| | | | 1 Power Receptacle, 2 USB-A Charging, 3 Data Ports | | EWCB-3B3D-NPSCBNCC | **1638.70** |
| | | | 6 Power Receptacles | | EWCB-6RNN-NPSCBNCC | **992.78** |
| | | | 3 Power Receptacles, 3 USB-A Charging | | EWCB-6ANN-NPSCBNCC | **1961.66** |
| 3.25″ (83mm) | 12.6″ (321mm) | 6′ (1829m) | 4 Power Receptacles, 1 Cable Bay | Painted | EWCB-4R2B-NPSPBNCC | **$1041.82** |
| | | | 2 Power Receptacles, 2 USB-A Charging, 1 Cable Bay | | EWCB-4A2B-NPSPBNCC | **1687.74** |
| | | | 2 Power Receptacles, 2 Cable Bays | | EWCB-2R4B-NPSPBNCC | **1041.82** |
| | | | 1 Power Receptacle, 1 USB-A Charging, 2 Cable Bays | | EWCB-2A4B-NPSPBNCC | **1364.78** |
| | | | 3 Power Receptacles, 3 Data Ports | | EWCB-3R3D-NPSPBNCC | **1041.82** |
| | | | 2 Power Receptacles, 1 USB-A Charging, 3 Data Ports | | EWCB-3A3D-NPSPBNCC | **1364.78** |
| | | | 1 Power Receptacle, 2 USB-A Charging, 3 Data Ports | | EWCB-3B3D-NPSPBNCC | **1687.74** |
| | | | 6 Power Receptacles | | EWCB-6RNN-NPSPBNCC | **1041.82** |
| | | | 3 Power Receptacles, 3 USB-A Charging | | EWCB-6ANN-NPSPBNCC | **2010.70** |

# Electrical Components

Flush Mount Power Module with Sliding Door – 4-Port and 6-Port Narrow – Hardwire

| Top Width | Top Depth | Conduit Length | Housing Color | Port Color | Port | Configuration | Number | Price |
|---|---|---|---|---|---|---|---|---|
| 3.25″ (83mm) | 9.6″ (244mm) | 12′ (3658mm) | Clear Anodized | Black | 4 | 1 Power Receptacle, 1 USB-A Charging, 1 Cable Bay | EWCG-2A2B-NPSCBNCW | **$1335.34** |
| | | | | | | 1 Power Receptacle, 3 USB-A Charging | EWCG-4ENN-NPSCBNCW | **1981.26** |
| | | | | | | 1 Power Receptacle, 3 Data Ports | EWCG-1R3D-NPSCBNCW | **1012.38** |
| | | | | | | 2 Power Receptacles, 1 Cable Bay | EWCG-2R2B-NPSCBNCW | **1012.38** |
| | | | | | | 2 Power Receptacles, 2 USB-A Charging | EWCG-4ANN-NPSCBNCW | **1658.30** |
| | | | | | | 2 Power Receptacles, 1 USB-A Charging, 1 Data Port | EWCG-3A1D-NPSCBNCW | **1335.34** |
| | | | | | | 3 Power Receptacles, 1 Data Port | EWCG-3R1D-NPSCBNCW | **1012.38** |
| | | | | | | 3 Power Receptacles, 1 USB-A Charging | EWCG-4CNN-NPSCBNCW | **1335.34** |
| | | | | | | 4 Power Receptacles | EWCG-4RNN-NPSCBNCW | **1012.38** |
| 3.25″ (83mm) | 12.6″ (321mm) | 12′ (3658mm) | Clear Anodized | Black | 6 | 1 Power Receptacle, 1 USB-A Charging, 2 Cable Bays | EWCG-2A4B-NPSCBNCW | **$1431.44** |
| | | | | | | 1 Power Receptacle, 1 USB-A Charging, 2 Data Ports, 1 Cable Bay | EWCG-2A4E-NPSCBNCW | **1431.44** |
| | | | | | | 1 Power Receptacle, 1 USB-A Charging, 4 Data Ports | EWCG-2A4D-NPSCBNCW | **1431.44** |
| | | | | | | 1 Power Receptacle, 2 USB-A Charging, 1 Data Port, 1 Cable Bay | EWCG-3E3E-NPSCBNCW | **1754.40** |
| | | | | | | 1 Power Receptacle, 2 USB-A Charging, 3 Data Ports | EWCG-3E3D-NPSCBNCW | **1754.40** |
| | | | | | | 1 Power Receptacle, 3 USB-A Charging, 1 Cable Bay | EWCG-4E2B-NPSCBNCW | **2077.36** |
| | | | | | | 1 Power Receptacle, 3 USB-A Charging, 2 Data Ports | EWCG-4E2D-NPSCBNCW | **2077.36** |
| | | | | | | 1 Power Receptacle, 4 USB-A Charging, 1 Data Port | EWCG-5E1D-NPSCBNCW | **2400.32** |
| | | | | | | 2 Power Receptacles, 2 Cable Bays | EWCG-2R4B-NPSCBNCW | **1108.48** |
| | | | | | | 2 Power Receptacles, 2 Data Ports, 1 Cable Bay | EWCG-2R4E-NPSCBNCW | **1108.48** |
| | | | | | | 2 Power Receptacles, 1 USB-A Charging, 1 Data Port, 1 Cable Bay | EWCG-3A3E-NPSCBNCW | **1431.44** |
| | | | | | | 2 Power Receptacles, 2 USB-A Charging, 1 Cable Bay | EWCG-4A2B-NPSCBNCW | **1754.40** |
| | | | | | | 2 Power Receptacles, 4 Data Ports | EWCG-2R4D-NPSCBNCW | **1108.48** |
| | | | | | | 2 Power Receptacles, 4 USB-A Charging | EWCG-6BNN-NPSCBNCW | **2400.32** |
| | | | | | | 2 Power Receptacles, 3 USB-A Charging, 1 Data Port | EWCG-5B1D-NPSCBNCW | **2077.36** |
| | | | | | | 2 Power Receptacles, 1 USB-A Charging, 3 Data Ports | EWCG-3A3D-NPSCBNCW | **1431.44** |
| | | | | | | 2 Power Receptacles, 2 USB-A Charging, 2 Data Ports | EWCG-4A2D-NPSCBNCW | **1754.40** |
| | | | | | | 3 Power Receptacles, 1 USB-A Charging, 2 Data Ports | EWCG-4C2D-NPSCBNCW | **1431.44** |
| | | | | | | 3 Power Receptacles, 2 USB-A Charging, 1 Data Port | EWCG-5A1D-NPSCBNCW | **1754.40** |
| | | | | | | 3 Power Receptacles, 1 Data Port, 1 Cable Bay | EWCG-3R3E-NPSCBNCW | **1108.48** |
| | | | | | | 3 Power Receptacles,1 USB-A Charging, 1 Cable Bay | EWCG-4C2B-NPSCBNCW | **1431.44** |
| | | | | | | 3 Power Receptacles, 3 Data Ports | EWCG-3R3D-NPSCBNCW | **1108.48** |
| | | | | | | 3 Power Receptacles, 3 USB-A Charging | EWCG-6ANN-NPSCBNCW | **2077.36** |
| | | | | | | 4 Power Receptacles, 1 USB-A Charging, 1 Data Port | EWCG-5C1D-NPSCBNCW | **1431.44** |
| | | | | | | 4 Power Receptacles, 1 Cable Bay | EWCG-4R2B-NPSCBNCW | **1108.48** |
| | | | | | | 4 Power Receptacles, 2 Data Ports | EWCG-4R2D-NPSCBNCW | **1108.48** |
| | | | | | | 4 Power Receptacles, 2 USB-A Charging | EWCG-6DNN-NPSCBNCW | **1754.40** |
| | | | | | | 5 Power Receptacles, 1 Data Port | EWCG-5R1D-NPSCBNCW | **1108.48** |
| | | | | | | 5 Power Receptacles, 1 USB-A Charging | EWCG-6CNN-NPSCBNCW | **1431.44** |
| | | | | | | 6 Power Receptacles | EWCG-6RNN-NPSCBNCW | **1108.48** |
| 3.25″ (83mm) | 9.6″ (244mm) | 12′ (3658mm) | Painted | Black | 4 | 1 Power Receptacle, 1 Data Port, 1 Cable Bay | EWCG-1R3E-NPSPBNCW | **$1061.42** |
| | | | | | | 1 Power Receptacle, 1 USB-A Charging, 1 Cable Bay | EWCG-2A2B-NPSPBNCW | **1384.38** |
| | | | | | | 1 Power Receptacle, 3 USB-A Charging | EWCG-4ENN-NPSPBNCW | **2030.30** |
| | | | | | | 1 Power Receptacle, 3 Data Ports | EWCG-1R3D-NPSPBNCW | **1061.42** |
| | | | | | | 2 Power Receptacles, 1 Cable Bay | EWCG-2R2B-NPSPBNCW | **1061.42** |
| | | | | | | 2 Power Receptacles, 2 Data Port | EWCG-2R2D-NPSPBNCW | **1061.42** |
| | | | | | | 2 Power Receptacles, 2 USB-A Charging | EWCG-4ANN-NPSPBNCW | **1707.34** |
| | | | | | | 2 Power Receptacles, 1 USB-A Charging, 1 Data Port | EWCG-3A1D-NPSPBNCW | **1384.38** |
| | | | | | | 3 Power Receptacles, 1 Data Port | EWCG-3R1D-NPSPBNCW | **1061.42** |
| | | | | | | 3 Power Receptacles, 1 USB-A Charging | EWCG-4CNN-NPSPBNCW | **1384.38** |
| | | | | | | 4 Power Receptacles | EWCG-4RNN-NPSPBNCW | **1061.42** |

# Electrical Components

Flush Mount Power Module with Sliding Door – 4-Port and 6-Port Narrow – Hardwire

| Top Width | Top Depth | Conduit Length | Housing Color | Port Color | Port | Configuration | Number | Price |
|---|---|---|---|---|---|---|---|---|
| 3.25″ (83mm) | 12.6″ (321mm) | 12′ (3658mm) | Painted | Black | 6 | 1 Power Receptacle, 2 Cable Bays | EWCG-2A4B-NPSPBNCW | **$1480.48** |
| | | | | | | 1 Power Receptacle, 1 USB-A Charging, 2 Data Ports, 1 Cable Bay | EWCG-2A4E-NPSPBNCW | **1480.48** |
| | | | | | | 1 Power Receptacle, 1 USB-A Charging, 4 Data Ports | EWCG-2A4D-NPSPBNCW | **1480.48** |
| | | | | | | 1 Power Receptacle, 2 USB-A Charging, 1 Data Port, 1 Cable Bay | EWCG-3E3E-NPSPBNCW | **1803.44** |
| | | | | | | 1 Power Receptacle, 2 USB-A Charging, 3 Data Ports | EWCG-3E3D-NPSPBNCW | **1803.44** |
| | | | | | | 1 Power Receptacle, 3 USB-A Charging, 1 Cable Bay | EWCG-4E2B-NPSPBNCW | **2126.40** |
| | | | | | | 1 Power Receptacle, 3 USB-A Charging, 2 Data Ports | EWCG-4E2D-NPSPBNCW | **2126.40** |
| | | | | | | 1 Power Receptacle, 4 USB-A Charging, 1 Data Port | EWCG-5E1D-NPSPBNCW | **2449.36** |
| | | | | | | 2 Power Receptacles, 2 Cable Bays | EWCG-2R4B-NPSPBNCW | **1157.52** |
| | | | | | | 2 Power Receptacles, 2 Data Ports, 1 Cable Bay | EWCG-2R4E-NPSPBNCW | **1157.52** |
| | | | | | | 2 Power Receptacles, 1 USB-A Charging, 1 Data Port, 1 Cable Bay | EWCG-3A3E-NPSPBNCW | **1480.48** |
| | | | | | | 2 Power Receptacles, 2 USB-A Charging, 1 Cable Bay | EWCG-4A2B-NPSPBNCW | **1803.44** |
| | | | | | | 2 Power Receptacles, 4 Data Ports | EWCG-2R4D-NPSPBNCW | **1157.52** |
| | | | | | | 2 Power Receptacles, 4 USB-A Charging | EWCG-6BNN-NPSPBNCW | **2449.36** |
| | | | | | | 2 Power Receptacles, 3 USB-A Charging, 1 Data Port | EWCG-5B1D-NPSPBNCW | **2126.40** |
| | | | | | | 2 Power Receptacles, 1 USB-A Charging, 3 Data Ports | EWCG-3A3D-NPSPBNCW | **1480.48** |
| | | | | | | 2 Power Receptacles, 2 USB-A Charging, 2 Data Ports | EWCG-4A2D-NPSPBNCW | **1803.44** |
| | | | | | | 3 Power Receptacles, 1 USB-A Charging, 2 Data Ports | EWCG-4C2D-NPSPBNCW | **1480.48** |
| | | | | | | 3 Power Receptacles, 2 USB-A Charging, 1 Data Port | EWCG-5A1D-NPSPBNCW | **1803.44** |
| | | | | | | 3 Power Receptacles, 1 Data Port, 1 Cable Bay | EWCG-3R3E-NPSPBNCW | **1157.52** |
| | | | | | | 3 Power Receptacles, 1 USB-A Charging, 1 Cable Bay | EWCG-4C2B-NPSPBNCW | **1480.48** |
| | | | | | | 3 Power Receptacles, 3 Data Ports | EWCG-3R3D-NPSPBNCW | **1157.52** |
| | | | | | | 3 Power Receptacles, 3 USB-A Charging | EWCG-6ANN-NPSPBNCW | **2126.40** |
| | | | | | | 4 Power Receptacles, 1 USB-A Charging, 1 Data Port | EWCG-5C1D-NPSPBNCW | **1480.48** |
| | | | | | | 4 Power Receptacles, 1 Cable Bay | EWCG-4R2B-NPSPBNCW | **1157.52** |
| | | | | | | 4 Power Receptacles, 2 Data Ports | EWCG-4R2D-NPSPBNCW | **1157.52** |
| | | | | | | 4 Power Receptacles, 2 USB-A Charging | EWCG-6DNN-NPSPBNCW | **1803.44** |
| | | | | | | 5 Power Receptacles, 1 Data Port | EWCG-5R1D-NPSPBNCW | **1157.52** |
| | | | | | | 5 Power Receptacles, 1 USB-A Charging | EWCG-6CNN-NPSPBNCW | **1480.48** |
| | | | | | | 6 Power Receptacles | EWCG-6RNN-NPSPBNCW | **1157.52** |

This page intentionally blank

# Electrical Components

Belong Power Tap — Horizontal

## Power Tap — Horizontal

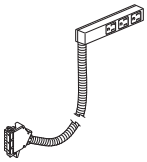

EUET-0030-3M3N
EUET-0030-2M3N
EUET-0030-4M3N

| Description | Circuit Access | Number | Price |
|---|---|---|---|
| **3-Circuit Conduit Length — Horizontal** | | | |
| 30″(762mm) | 1 | EUET-0030-3M3N1NL | **$161.81** |
| | 2 | EUET-0030-3M3N2NL | **161.81** |
| | 3 | EUET-0030-3M3N3NL | **161.81** |
| 6′(1829mm) | 1 | EUET-0072-3M3N1NL | **$188.27** |
| | 2 | EUET-0072-3M3N2NL | **188.27** |
| | 3 | EUET-0072-3M3N3NL | **188.27** |
| 9′(2743mm) | 1 | EUET-00A8-3M3N1NL | **$210.95** |
| | 2 | EUET-00A8-3M3N2NL | **210.95** |
| | 3 | EUET-00A8-3M3N3NL | **210.95** |
| **4-Circuit, (2+2) Conduit Length — Horizontal** | | | |
| 30″(762mm) | 1 | EUET-0030-2M3N1NL | **$161.81** |
| | 2 | EUET-0030-2M3N2NL | **161.81** |
| | 3 | EUET-0030-2M3N3NL | **161.81** |
| | 4 | EUET-0030-2M3N4NL | **161.81** |
| 6′(1829mm) | 1 | EUET-0072-2M3N1NL | **$188.27** |
| | 2 | EUET-0072-2M3N2NL | **188.27** |
| | 3 | EUET-0072-2M3N3NL | **188.27** |
| | 4 | EUET-0072-2M3N4NL | **188.27** |
| 9′(2743mm) | 1 | EUET-00A8-2M3N1NL | **$210.95** |
| | 2 | EUET-00A8-2M3N2NL | **210.95** |
| | 3 | EUET-00A8-2M3N3NL | **210.95** |
| | 4 | EUET-00A8-2M3N4NL | **210.95** |
| **4-Circuit, (3+1) Conduit Length — Horizontal** | | | |
| 30″(762mm) | 1 | EUET-0030-4M3N1NL | **$161.81** |
| | 2 | EUET-0030-4M3N2NL | **161.81** |
| | 3 | EUET-0030-4M3N3NL | **161.81** |
| | 4 | EUET-0030-4M3N4NL | **161.81** |
| 6′(1829mm) | 1 | EUET-0072-4M3N1NL | **$188.27** |
| | 2 | EUET-0072-4M3N2NL | **188.27** |
| | 3 | EUET-0072-4M3N3NL | **188.27** |
| | 4 | EUET-0072-4M3N4NL | **188.27** |
| 9′(2743mm) | 1 | EUET-00A8-4M3N1NL | **$210.95** |
| | 2 | EUET-00A8-4M3N2NL | **210.95** |
| | 3 | EUET-00A8-4M3N3NL | **210.95** |
| | 4 | EUET-00A8-4M3N4NL | **210.95** |

### Features

- Includes Power Tap housing with three 15A receptacle outlets (NEMA 5-15R) with 0.375″(10mm) conduit and Power Base connector.
- Power Base connector is used to connect to PDA.
- Power Tap housing with receptacles available in charcoal or graphite finish; conduit standard in black only.
- Field installed.

### Specification Tips:

- Specify conduit length, circuit configuration and circuit access with Power Base connector.
- Specify mounting bracket separately.
  - –Fixed Bracket with three patch cord holder mounts Power Tap to edge of worksurface with mounting screws. **Horizontal Power Tap required.**
  - –Adjustable bracket mounts Power Tap to edge of worksurface with thumb screws for ease of relocation. **Horizontal Power Tap required.**
- Application may require approval of local authority having jurisdiction (AHJ); ensure compliance before placing orders and installation.
- Do not mix 3-circuit and 6-circuit with 4-circuit components. Do not mix 2+2 and 3+1 components. Components have unique polarity key and color coding (3-circuit=black, 6-circuit=ivory, 2+2=blue and 3+1=green).

### To Order, Specify:

1) Product number.
2) Trim color.
   TR-K Charcoal
   TR-J Graphite

# Electrical Components

Belong Power Tap — Vertical

## Power Tap — Vertical

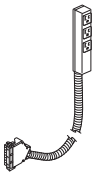

EUET-0030-3M3N
EUET-0030-2M3N
EUET-0030-4M3N

| Description | Circuit Access | Number | Price |
|---|---|---|---|
| **3-Circuit Conduit Length — Vertical** | | | |
| 30″(762mm) | 1 | EUET-0030-3M3N1NS | **$161.81** |
| | 2 | EUET-0030-3M3N2NS | **161.81** |
| | 3 | EUET-0030-3M3N3NS | **161.81** |
| 6′(1829mm) | 1 | EUET-0072-3M3N1NS | **$188.27** |
| | 2 | EUET-0072-3M3N2NS | **188.27** |
| | 3 | EUET-0072-3M3N3NS | **188.27** |
| 9′(2743mm) | 1 | EUET-00A8-3M3N1NS | **$210.95** |
| | 2 | EUET-00A8-3M3N2NS | **210.95** |
| | 3 | EUET-00A8-3M3N3NS | **210.95** |
| **4-Circuit (2+2) Conduit Length — Vertical** | | | |
| 30″(762mm) | 1 | EUET-0030-2M3N1NS | **$161.81** |
| | 2 | EUET-0030-2M3N2NS | **161.81** |
| | 3 | EUET-0030-2M3N3NS | **161.81** |
| | 4 | EUET-0030-2M3N4NS | **161.81** |
| 6′(1829mm) | 1 | EUET-0072-2M3N1NS | **$188.27** |
| | 2 | EUET-0072-2M3N2NS | **188.27** |
| | 3 | EUET-0072-2M3N3NS | **188.27** |
| | 4 | EUET-0072-2M3N4NS | **188.27** |
| 9′(2743mm) | 1 | EUET-00A8-2M3N1NS | **$210.95** |
| | 2 | EUET-00A8-2M3N2NS | **210.95** |
| | 3 | EUET-00A8-2M3N3NS | **210.95** |
| | 4 | EUET-00A8-2M3N4NS | **210.95** |
| **4-Circuit (3+1) Conduit Length — Vertical** | | | |
| 30″(762mm) | 1 | EUET-0030-4M3N1NS | **$161.81** |
| | 2 | EUET-0030-4M3N2NS | **161.81** |
| | 3 | EUET-0030-4M3N3NS | **161.81** |
| | 4 | EUET-0030-4M3N4NS | **161.81** |
| 6′(1829mm) | 1 | EUET-0072-4M3N1NS | **$188.27** |
| | 2 | EUET-0072-4M3N2NS | **188.27** |
| | 3 | EUET-0072-4M3N3NS | **188.27** |
| | 4 | EUET-0072-4M3N4NS | **188.27** |
| 9′(2743mm) | 1 | EUET-00A8-4M3N1NS | **$210.95** |
| | 2 | EUET-00A8-4M3N2NS | **210.95** |
| | 3 | EUET-00A8-4M3N3NS | **210.95** |
| | 4 | EUET-00A8-4M3N4NS | **210.95** |

### Features

- Includes Power Tap housing with three 15A receptacle outlets (NEMA 5-15R) with 0.375″(10mm) conduit and Power Base connector.
- Power Base connector is used to connect to PDA.
- Power Tap housing with receptacles available in charcoal or graphite finish; conduit standard in black only.
- Field installed.

### Specification Tips:

- Specify conduit length, circuit configuration and circuit access with Power Base connector.
- Specify mounting bracket separately.
  - –Fixed Bracket with three patch cord holder mounts Power Tap to edge of worksurface with mounting screws. **Horizontal Power Tap required.**
  - –Adjustable bracket mounts Power Tap to edge of worksurface with thumb screws for ease of relocation. **Horizontal Power Tap required.**
- Application may require approval of local authority having jurisdiction (AHJ); ensure compliance before placing orders and installation.
- Do not mix 3-circuit and 6-circuit with 4-circuit components. Do not mix 2+2 and 3+1 components. Components have unique polarity key and color coding (3-circuit=black, 6-circuit=ivory, 2+2=blue and 3+1=green).

### To Order, Specify:

1) Product number.
2) Trim color.
   TR-K Charcoal
   TR-J Graphite



Class YA – SIN 33721; Discount Group XIII
Canadian Conversion Factor: Refer to haworth.com/Canada

# Electrical Components

Belong Power Tap — Hardwire and Corded

## Power Tap — Hardwire

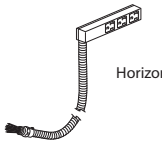


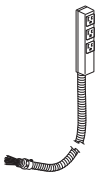


EUET-0030-CM3N

| Description | Circuit | Number | Price |
|---|---|---|---|
| **Hardwire Length — Horizontal** | | | |
| 30″(762mm) | 1 | EUET-0030-CM3N1NL | **$161.81** |
| 6′(1829mm) | 1 | EUET-0072-CM3N1NL | **188.27** |
| 9′(2743mm) | 1 | EUET-00A8-CM3N1NL | **210.95** |
| 15′(4572mm) | 1 | EUET-00J0-CM3N1NL | **256.31** |
| **Hardwire Length — Vertical** | | | |
| 30″(762mm) | 1 | EUET-0030-CM3N1NS | **$161.81** |
| 6′(1829mm) | 1 | EUET-0072-CM3N1NS | **188.27** |
| 9′(2743mm) | 1 | EUET-00A8-CM3N1NS | **210.95** |
| 15′(4572mm) | 1 | EUET-00J0-CM3N1NS | **256.31** |

### Features

- Includes Power Tap with three 15A receptacle outlets (MEMA 5-15) with conduit and conduit fitting.
- Hardwire option for connection to field wired junction box with 0.5″(13mm) knockout.
- Power Tap housing with receptacles available in charcoal or graphite finish; conduit standard in black only.
- Field installed.

### Specification Tips

- **For use with 120 volt 60 hertz power source only.**
- **Specify mounting bracket separately.**
  - –Fixed Bracket with three patch cord holder mounts Power Tap to edge of worksurface with mounting screws. **Horizontal Power Tap required.**
  - –Adjustable bracket mounts Power Tap to edge of worksurface with thumb screws for ease of relocation. **Horizontal Power Tap required.**
  - –Under Surface bracket mounts Power Tap under worksurface. **Vertical Power Tap required.**
- Application may require approval of local authority having jurisdiction (AHJ); ensure compliance before placing orders and installation.

### To Order, Specify:

1) Product number.
2) Trim color.
   TR-K Charcoal
   TR-J Graphite

## Power Tap — Corded Horizontal and Vertical

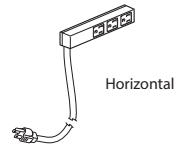


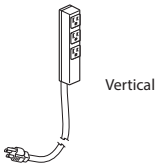


EUET-0000-1M3N

| | | | |
|---|---|---|---|
| **Corded Length — Horizontal** | | | |
| 6′(1829mm) | 1 | EUET-0000-1M3N16L | **$114.62** |
| 9′(2743mm) | 1 | EUET-0000-1M3N19L | **122.72** |
| 15′(4572mm) | 1 | EUET-0000-1M3N1EL | **138.92** |
| 25′(7620mm) | 1 | EUET-0000-1M3N1YL | **165.92** |
| **Corded Length — Vertical** | | | |
| 6′(1829mm) | 1 | EUET-0000-1M3N16S | **$114.62** |
| 9′(2743mm) | 1 | EUET-0000-1M3N19S | **122.72** |
| 15′(4572mm) | 1 | EUET-0000-1M3N1ES | **138.92** |
| 25′(7620mm) | 1 | EUET-0000-1M3N1YS | **165.92** |

### Features

- Includes Power Tap with three 15A receptacle outlets (MEMA 5-15R) with cord and plug (15A NEMA 5-15-P).
- Power Tap housing with receptacles available in charcoal or graphite finish; cord standard in black only.
- Field installed.

### Specification Tips

- **For use with 120 volt 60 hertz power source only.**
- **Specify mounting bracket separately.**
  - –Fixed Bracket with three patch cord holder mounts Power Tap to edge of worksurface with mounting screws. **Horizontal Power Tap required.**
  - –Adjustable bracket mounts Power Tap to edge of worksurface with thumb screws for ease of relocation. **Horizontal Power Tap required.**
  - –Under Surface bracket mounts Power Tap under worksurface. **Vertical Power Tap required.**
- Application may require approval of local authority having jurisdiction (AHJ); ensure compliance before placing orders and installation.

### To Order, Specify:

1) Product number.
2) Trim color.
   TR-K Charcoal
   TR-J Graphite

# Electrical Components

Belong Power Tap Brackets

## Hatch

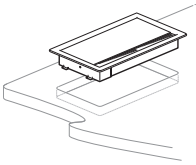

EUA1-0610-PFN

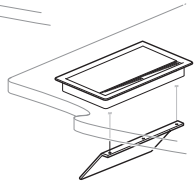

EUA1-0610-PFC

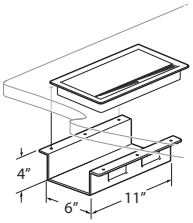


EUA1-0610-PFT

| Description | Number | Trim A | Trim B |
|---|---|---|---|
| Hatch only | EUA1-0610-PFN | **$122.71** | **$129.47** |
| Hatch with Wire Chute | EUA1-0610-PFC | **155.07** | **161.83** |
| Hatch with Wire Tray | EUA1-0610-PFT | **155.07** | **161.83** |

### Features

- Includes painted flip-up hatch with attachment hardware.
- Hatch options include Wire Chute or Wire Tray.
- Hatch is flush mounted with removable brush edge; brush conceals 0.5″(13mm) gap for cord routing.
- Hatch is 6″(152mm) x 10.5″(267mm) and fits into a 5.5″(140mm) x 10″(254mm) cutout.
- Hatch with Wire Chute manages cords to Utility Tray.
- Hatch with Wire Tray allows attachment of Hardwire or Modular Vertical Power Tap and mounting of data faceplate.
  –Provides two openings for information plate attachment 1.38″(35mm) x 2.71″(69mm).
- Power Tap under worksurface bracket is required for use with Corded Vertical Power Tap.
- Field installed into Reside desking specified with hatch cutout option or field cut opening.
- **Designed for use with Reside desking, Adaptable Worksurfaces and Tables (Rectangular and Hex).**

### Specification Tip

- Refer to Specification Guide for planning guidelines.

### To Order, Specify:

1) Product number.
2) Trim color.

## Power Tap Bracket — Fixed

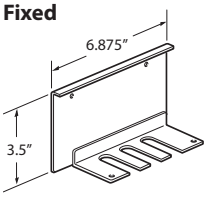


ZUAP-0000-PFD

| | | | |
|---|---|---|---|
| Fixed | ZUAP-0000-PFD | **$47.19** | **53.95** |

### Features

- Includes one Power Tap mounting bracket and mounting hardware.
- Fixed Bracket mounts Power Tap to edge of worksurface with mounting screws.
- Fixed bracket accommodates three patch cords.
- **Horizontal Power Tap required.**

### Specification Tips

- **Accommodates 1.19″(30mm) thick tops.**
- Power Tap applications should be reviewed by local authorities (electrical inspector) prior to ordering due to varying local codes.
- **Not compatible with the Power Tap-Corded shipped prior to July 2013.**

### To Order, Specify:

1) Product number.
2) Trim color.

## Power Tap Bracket — Adjustable

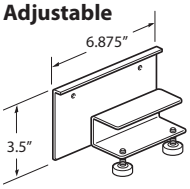


ZUAP-0000-PAN

| | | | |
|---|---|---|---|
| Adjustable | ZUAP-0000-PAN | **$59.32** | **66.08** |

### Features

- Includes one Power Tap mounting bracket and mounting hardware.
- Adjustable bracket mounts Power Tap to back edge of worksurface with thumb screws for ease of relocation.
- **Horizontal Power Tap required.**

### Specification Tips

- **Accommodates 1.19″(30mm) thick tops.**
- Adjustable Power Tap Bracket may interfere with Screen application.
- Power Tap applications should be reviewed by local authorities (electrical inspector) prior to ordering due to varying local codes.
- **Not compatible with the Power Tap-Corded shipped prior to July 2013.**

### To Order, Specify:

1) Product number.
2) Trim color.



Class YA – SIN 33721; Discount Group XIII
Canadian Conversion Factor: Refer to haworth.com/Canada

PAGE UPDATE
Click Here for Details

# Electrical Components

Belong Power Tap Brackets

| | Description | Number | Trim A | Trim B |
|---|---|---|---|---|
| **Power Tap Bracket — Under Surface** | Under Surface — Right-hand | ZUAP-0000-PUR | **$47.19** | **$53.95** |
| | Under Surface — Left-hand | ZUAP-0000-PUL | **47.19** | **53.95** |

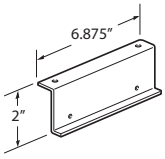

ZUAP-0000-PUR

### Features
- Includes one Power Tap mounting bracket and mounting hardware.
- Under Surface bracket mounts Power Tap under worksurface.
- **Vertical Power Tap required.**

### Specification Tips
- Under surface bracket may be used on top of worksurface in restricted reach (ADA) applications. Mounting screws will deface top of worksurface.
- Power Tap applications should be reviewed by local authorities (electrical inspector) prior to ordering due to varying local codes.
- **Not compatible with the Power Tap-Corded shipped prior to July 2013.**

### To Order, Specify:
1) Product number.
2) Trim color.

| | | | | |
|---|---|---|---|---|
| **Power Tap Bracket with Grommet** | Fixed Grommet — Horizontal | ZUAP-0000-PGH | **$106.51** | **$113.27** |
| | Fixed Grommet — Vertical | ZUAP-0000-PGV | **106.51** | **113.27** |

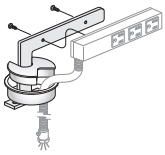
ZUAP-0000-PGH

### Features
- Includes one Power Tap bracket, grommet with cover and mounting hardware.
- Horizontal bracket mounts to top through field installed grommet. Horizontal Power Tap required.
- Vertical bracket mounts to top through field installed grommet. Vertical Power Tap required.

### Specification Tips
- **Designed for use with 1.19″(30mm) thick tops.**
- Application may require approval of local authority having jurisdiction (AHJ); ensure compliance before placing orders and installation.
- Power Tab Bracket with grommet can only be used with 3-Circuit, 4-Circuit and Hardwired power taps.

### To Order, Specify:
1) Product number.
2) Trim color.

PAGE UPDATE
Click Here for Details

# Electrical Components

Flush Mounted — Round

## Flush Mounted — Round

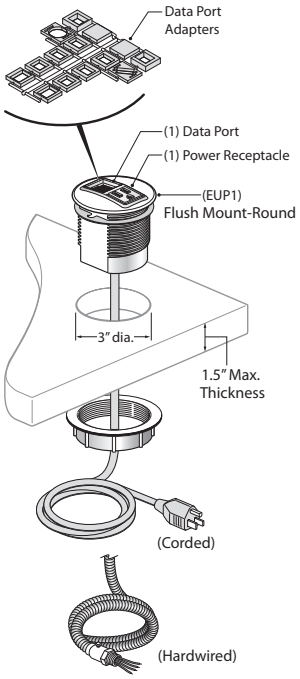


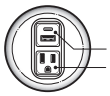
Smart USB-A+C
(1) Power Receptacle

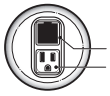
(1) Data Port
(1) Power Receptacle

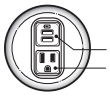
(2) USB-A Charging
(1) Power Receptacle

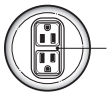
(2) Power Receptacles

EUP1-PF
EUP1-HF

| | Cord Length | Port | Configuration | Number | Price |
|---|---|---|---|---|---|
| **Corded** | | | | | |
| | 6′(1829mm) | 2 | 1 Power Receptacle, 1 Data Port | EUP1-PF0P-100010 | **$226.67** |
| | | | 1 Power Receptacle, 1 USB-A Charging | EUP1-PF0P-110000 | **345.70** |
| | | | 1 Power Receptacle, 1 Smart USB-A+C Charging | EUP1-PF0P-101000 | **465.60** |
| | | | 2 Power Receptacles | EUP1-PF0P-200000 | **231.85** |
| | 10′(3048mm) | 2 | 1 Power Receptacle, 1 Data Port | EUP1-PJ0P-100010 | **$244.27** |
| | | | 1 Power Receptacle, 1 USB-A Charging | EUP1-PJ0P-110000 | **363.30** |
| | | | 1 Power Receptacle, 1 Smart USB-A+C Charging | EUP1-PJ0P-101000 | **483.20** |
| | | | 2 Power Receptacles | EUP1-PJ0P-200000 | **249.45** |
| **Hardwire** | | | | | |
| | 6′(1829mm) | 2 | 1 Power Receptacle, 1 Data Port | EUP1-HF0P-100010 | **$299.42** |
| | | | 1 Power Receptacle, 1 USB-A Charging | EUP1-HF0P-110000 | **418.45** |
| | | | 1 Power Receptacle, 1 Smart USB-A+C Charging | EUP1-HF0P-101000 | **538.35** |
| | | | 2 Power Receptacles | EUP1-HF0P-200000 | **304.60** |
| | 10′(3048mm) | 2 | 1 Power Receptacle, 1 Data Port | EUP1-HJ0P-100010 | **$317.02** |
| | | | 1 Power Receptacle, 1 USB-A Charging | EUP1-HJ0P-110000 | **436.05** |
| | | | 1 Power Receptacle, 1 Smart USB-A+C Charging | EUP1-HJ0P-101000 | **555.95** |
| | | | 2 Power Receptacles | EUP1-HJ0P-200000 | **322.20** |

### Features

- Includes power module with 2 ports configured with simplex outlets (NEMA-5-15R), USB charging port or data ports and mounting hardware.
- Power Modules specified with a data port includes a variety of data port adapters and blank covers, which accommodate most varieties of field supplied data/AV jacks.
- The Smart USB-A+C allows for the 20W to be transferred between the 2 ports. If the USB-A is being used, the full wattage is sent to the USB-A, and the same for the USB-C. If both are being used, the wattage is distributed to each port and the port drawing the most power will receive more watts than the one that is not.
- Corded power module with 15 amp - 6′(1829mm) or 10′(3048mm) long cord with plug (NEMA 5-15P).
- Hardwire power module with 6′(1829mm) or 10′(3048mm) long flexible galvanized metal conduit.
- USB-A provides two 10W charging ports.
- Smart USB-A+C can provide fast charge for a mobile phone and tablets. Occupies one charging port.

### Specification Tips

- Installs into a 3″ diameter hole into surfaces with a maximum thickness of 1.5″.
- Configuration and quantity of power and data ports cannot be modified in the field.
- For use with 120 volt 60 hertz power source only.
- Requires field installation.
- Specify AV cables separately.
- Application may require approval of local authority having jurisdiction (AHJ); ensure compliance before placing orders and installation.

### To Order, Specify:

1) Product number.
2) Trim color.
   TR-PM1 Silver
   TR-PM2 Midnight Black
   TR-PM3 Parchment



Class YA – SIN 33721; Discount Group XIII
Canadian Conversion Factor: Refer to haworth.com/Canada

# Electrical Components

## Bezel Utility Module

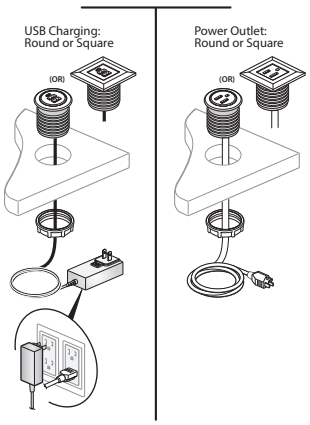


EURT-0072-1100
EURT-0072-1010

### Features

- Includes: Either a round or square faced Power Module and mounting hardware.
- For use on surfaces 0.75″(19mm) - 1.44″(37mm) thick.
- Available with either:
  - –One power outlet (NEMA 5-15R)
  - –One two port USB charger. Consists of two USB outlets with 1000mA of charging power (5 volts) per USB outlet.
  - –One data/video jack
- Available in black or supplier white only.

### Specification Tips

- For use with 120 volt 60 hertz power source only.
- Power configuration has one cord with plug (NEMA 5-15P).
- USB configuration has one cord with 2″(51mm) x 1″(25mm) x 3″(76mm) voltage transformer plug. Transformer may block adjacent outlets (see illustration).
- Data jacks and AV cables field supplied.
- Data jack adapters accommodate most varieties of field supplied data jacks or separately specified AV cables.
- Requires field cut 1.75″(44mm) hole and field installation.
- Application may require approval of local authority having jurisdiction (AHJ); ensure compliance before placing orders and installing.

### To Order, Specify:

1) Product number, including:

**❶ Shape:**

- **S** Square
- **C** Round

**❷ Color Options:**

- **B** Black
- **W** White

| Description | Depth | Number ❶❷ | Price |
|---|---|---|---|
| **6′ Cord** | | | |
| Power | 1.75″(44mm) | EURT-0072-1100 | **$ 87.67** |
| USB | | EURT-0072-1010 | **263.03** |
| **12′ Cord** | | | |
| Power | 1.75″(44mm) | EURT-00E4-1100 | **$150.30** |
| USB | | EURT-00E4-1010 | **325.66** |

### Data Bezel

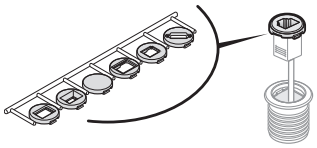

EURT-0000-N001CB
EURT-0000-N001CW

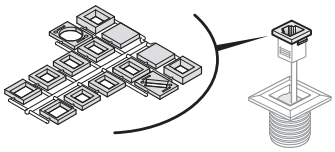

EURT-0000-N001SB
EURT-0000-N001SW

| Description | Number | Price |
|---|---|---|
| **Round** | | |
| Black | EURT-0000-N001CB | **$87.67** |
| White | EURT-0000-N001CW | **87.67** |
| **Square** | | |
| Black | EURT-0000-N001SB | **$87.67** |
| White | EURT-0000-N001SW | **87.67** |

### Feature

- Includes one round or square bezel for the Bezel Utility Module.
- Available in black or supplier white only.

### To Order, Specify:

1) Product number.
(No finish specification required.)

# Electrical Components

Enhanced Power Module — Corded

**3-Port:**
(2) Power
(1) USB-A

EUD1-PF0B-2010

**4-Port:**
(2) Power
(1) USB-A
(1) Data

EUD1-PF0B-2110

**6-Port:**
(2) Power
(1) USB-A
(1) Data
(1) Cable Bay

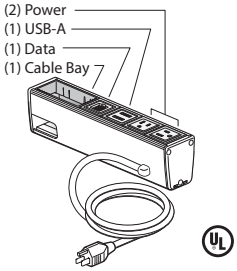

EUD1-PF0B-2112

**4-Port:**
(4) Power

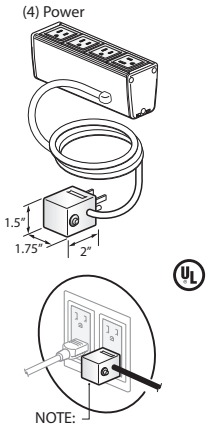


NOTE:
Always Circuit Breaker Plug when more than 3 power outlets specified.

EUD1-PF0B-4000

## Features

- Includes power module with 3, 4 or 6 ports that can be configured with simplex outlets (NEMA-5-15R), USB charging port (with two USB outlets), data ports or cable bay(s) that can accept up to two pull out data/AV cables and mounting hardware.
- Data port accommodate most varieties of field supplied data/AV jacks.
- Attaches to surface with use of separately specified mounting brackets.
- Corded power module available with 15 amp - 6′(1829mm) or 12′(3658mm) long cord with plug (NEMA 5-15P).
- USB Charging Port consists of two USB 2.0 style A outlets. 4 Amp (shared) charging capacity.
- Color option of black anodized housing with black receptacles or clear anodized housing with white receptacles.

## Specification Tips

- **Configuration and quantity of power and data ports cannot be modified in the field.**
- **For use with 120 volt 60 hertz power source only.**
- Separately specify attachment hardware for desired application.
- Requires field installation.
- Specify AV cables separately.
- Cable Bay requires cables less than 0.3″(7.6mm) diameter.
- Application may require approval of local authority having jurisdiction (AHJ); ensure compliance before placing orders and installation.

## To Order, Specify:

1) Product number.
(No finish specification required.)



Class YA – SIN 33721; Discount Group XIII
Canadian Conversion Factor: Refer to haworth.com/Canada

# Electrical Components

## Enhanced Power Module — Corded

| Top Width | Top Depth | Cord Length | Housing Color | Port Color | Port | Configuration | Number | Price |
|---|---|---|---|---|---|---|---|---|
| 5″ (127mm) | 3″ (76mm) | 6′ (1829mm) | Black Anodized | Black | 3 | 1 Power Receptacle, 1 Cable Bay | EUD1-PF0B-1002 | **$417.76** |
| | | | | | | 1 Power Receptacle, 2 Data Ports | EUD1-PF0B-1020 | **417.76** |
| | | | | | | 1 Power Receptacle, 1 Data Port, 1 USB Charging | EUD1-PF0B-1110 | **488.99** |
| | | | | | | 1 Power Receptacle, 2 USB Charging | EUD1-PF0B-1200 | **560.22** |
| | | | | | | 2 Power Receptacles, 1 Data Port | EUD1-PF0B-2010 | **417.76** |
| | | | | | | 2 Power Receptacles, 1 USB Charging | EUD1-PF0B-2100 | **488.99** |
| | | | | | | 3 Power Receptacles | EUD1-PF0B-3000 | **417.76** |
| 6.5″ (165mm) | 3″ (76mm) | | | | 4 | 1 Power Receptacle, 1 Data Port, 1 Cable Bay | EUD1-PF0B-1012 | **$417.76** |
| | | | | | | 1 Power Receptacle, 3 Data Ports | EUD1-PF0B-1030 | **417.76** |
| | | | | | | 1 Power Receptacle, 1 USB Charging, 1 Cable Bay | EUD1-PF0B-1102 | **488.99** |
| | | | | | | 1 Power Receptacle, 3 USB Charging | EUD1-PF0B-1300 | **631.45** |
| | | | | | | 2 Power Receptacles, 1 Cable Bay | EUD1-PF0B-2002 | **417.76** |
| | | | | | | 2 Power Receptacles, 2 Data Ports | EUD1-PF0B-2020 | **417.76** |
| | | | | | | 2 Power Receptacles, 1 USB Charging, 1 Data Port | EUD1-PF0B-2110 | **488.99** |
| | | | | | | 2 Power Receptacles, 2 USB Charging | EUD1-PF0B-2200 | **560.22** |
| | | | | | | 3 Power Receptacles, 1 Data Port | EUD1-PF0B-3010 | **417.76** |
| | | | | | | 3 Power Receptacles, 1 USB Charging | EUD1-PF0B-3100 | **488.99** |
| | | | | | | 4 Power Receptacles | EUD1-PF0B-4000 | **417.76** |
| 9.5″ (241mm) | 3″ (76mm) | | | | 6 | 1 Power Receptacle, 1 USB Charging, 2 Cable Bays | EUD1-PF0B-1104 | **$550.73** |
| | | | | | | 1 Power Receptacle, 1 USB Charging, 2 Data Ports, 1 Cable Bay | EUD1-PF0B-1122 | **550.73** |
| | | | | | | 1 Power Receptacle, 1 USB Charging, 4 Data Ports | EUD1-PF0B-1140 | **550.73** |
| | | | | | | 1 Power Receptacle, 2 USB Charging, 1 Data Port, 1 Cable Bay | EUD1-PF0B-1212 | **621.96** |
| | | | | | | 1 Power Receptacle, 2 USB Charging, 3 Data Ports | EUD1-PF0B-1230 | **621.96** |
| | | | | | | 1 Power Receptacle, 3 USB Charging, 1 Cable Bay | EUD1-PF0B-1302 | **693.19** |
| | | | | | | 1 Power Receptacle, 3 USB Charging, 2 Data Ports | EUD1-PF0B-1320 | **693.19** |
| | | | | | | 1 Power Receptacle, 4 USB Charging, 1 Data Port | EUD1-PF0B-1410 | **764.42** |
| | | | | | | 2 Power Receptacles, 2 Cable Bays | EUD1-PF0B-2004 | **479.50** |
| | | | | | | 2 Power Receptacles, 2 Data Ports, 1 Cable Bay | EUD1-PF0B-2022 | **479.50** |
| | | | | | | 2 Power Receptacles, 4 Data Ports | EUD1-PF0B-2040 | **479.50** |
| | | | | | | 2 Power Receptacles, 1 USB Charging, 1 Data Port, 1 Cable Bay | EUD1-PF0B-2112 | **550.73** |
| | | | | | | 2 Power Receptacles, 1 USB Charging, 3 Data Ports | EUD1-PF0B-2130 | **550.73** |
| | | | | | | 2 Power Receptacles, 2 USB Charging, 1 Cable Bay | EUD1-PF0B-2202 | **621.96** |
| | | | | | | 2 Power Receptacles, 2 USB Charging, 2 Data Ports | EUD1-PF0B-2220 | **621.96** |
| | | | | | | 2 Power Receptacles, 3 USB Charging, 1 Data Port | EUD1-PF0B-2310 | **693.19** |
| | | | | | | 2 Power Receptacles, 4 USB Charging | EUD1-PF0B-2400 | **764.42** |
| | | | | | | 3 Power Receptacles, 3 Data Ports | EUD1-PF0B-3030 | **479.50** |
| | | | | | | 3 Power Receptacles, 1 USB Charging, 1 Cable Bay | EUD1-PF0B-3102 | **550.73** |
| | | | | | | 3 Power Receptacles, 1 USB Charging, 2 Data Ports | EUD1-PF0B-3120 | **550.73** |
| | | | | | | 3 Power Receptacles, 2 USB Charging, 1 Data Port | EUD1-PF0B-3210 | **621.96** |
| | | | | | | 3 Power Receptacles, 3 USB Charging | EUD1-PF0B-3300 | **693.19** |
| | | | | | | 4 Power Receptacles, 1 Cable Bay | EUD1-PF0B-4002 | **479.50** |
| | | | | | | 4 Power Receptacles, 2 Data Ports | EUD1-PF0B-4020 | **479.50** |
| | | | | | | 4 Power Receptacles, 1 USB Charging, 1 Data Port | EUD1-PF0B-4110 | **550.73** |
| | | | | | | 4 Power Receptacles, 2 USB Charging | EUD1-PF0B-4200 | **621.96** |
| | | | | | | 5 Power Receptacles, 1 Data Port | EUD1-PF0B-5010 | **479.50** |
| | | | | | | 5 Power Receptacles, 1 USB Charging | EUD1-PF0B-5100 | **550.73** |
| | | | | | | 6 Power Receptacles | EUD1-PF0B-6000 | **479.50** |

# Electrical Components

Enhanced Power Module — Corded

| Top Width | Top Depth | Cord Length | Housing Color | Port Color | Port | Configuration | Number | Price |
|---|---|---|---|---|---|---|---|---|
| 9.5″ (241mm) | 3″ (76mm) | 6′ (1829mm) | Clear Anodized | White | 3 | 1 Power Receptacle, 1 Cable Bay | EUD1-PF0W-1002 | **$294.29** |
| | | | | | | 1 Power Receptacle, 2 Data Ports | EUD1-PF0W-1020 | **294.29** |
| | | | | | | 1 Power Receptacle, 1 Data Port, 1 USB Charging | EUD1-PF0W-1110 | **365.52** |
| | | | | | | 1 Power Receptacle, 2 USB Charging | EUD1-PF0W-1200 | **436.75** |
| | | | | | | 2 Power Receptacles, 1 Data Port | EUD1-PF0W-2010 | **294.29** |
| | | | | | | 2 Power Receptacles, 1 USB Charging | EUD1-PF0W-2100 | **365.52** |
| | | | | | | 3 Power Receptacles | EUD1-PF0W-3000 | **294.29** |
| | | | | | 4 | 1 Power Receptacle, 1 Data Port, 1 Cable Bay | EUD1-PF0W-1012 | **$294.29** |
| | | | | | | 1 Power Receptacle, 3 Data Ports | EUD1-PF0W-1030 | **294.29** |
| | | | | | | 1 Power Receptacle, 1 USB Charging, 1 Cable Bay | EUD1-PF0W-1102 | **365.52** |
| | | | | | | 1 Power Receptacle, 3 USB Charging | EUD1-PF0W-1300 | **507.98** |
| | | | | | | 2 Power Receptacles, 1 Cable Bay | EUD1-PF0W-2002 | **294.29** |
| | | | | | | 2 Power Receptacles, 2 Data Ports | EUD1-PF0W-2020 | **294.29** |
| | | | | | | 2 Power Receptacles, 1 USB Charging, 1 Data Port | EUD1-PF0W-2110 | **365.52** |
| | | | | | | 2 Power Receptacles, 2 USB Charging | EUD1-PF0W-2200 | **436.75** |
| | | | | | | 3 Power Receptacles, 1 Data Port | EUD1-PF0W-3010 | **294.29** |
| | | | | | | 3 Power Receptacles, 1 USB Charging | EUD1-PF0W-3100 | **365.52** |
| | | | | | | 4 Power Receptacles | EUD1-PF0W-4000 | **294.29** |
| | | | | | 6 | 1 Power Receptacle, 1 USB Charging, 2 Cable Bays | EUD1-PF0W-1104 | **$427.26** |
| | | | | | | 1 Power Receptacle, 1 USB Charging, 2 Data Ports, 1 Cable Bay | EUD1-PF0W-1122 | **427.26** |
| | | | | | | 1 Power Receptacle, 1 USB Charging, 4 Data Ports | EUD1-PF0W-1140 | **427.26** |
| | | | | | | 1 Power Receptacle, 2 USB Charging, 1 Data Port, 1 Cable Bay | EUD1-PF0W-1212 | **498.49** |
| | | | | | | 1 Power Receptacle, 2 USB Charging, 3 Data Ports | EUD1-PF0W-1230 | **498.49** |
| | | | | | | 1 Power Receptacle, 3 USB Charging, 1 Cable Bay | EUD1-PF0W-1302 | **569.72** |
| | | | | | | 1 Power Receptacle, 3 USB Charging, 2 Data Ports | EUD1-PF0W-1320 | **569.72** |
| | | | | | | 1 Power Receptacle, 4 USB Charging, 1 Data Port | EUD1-PF0W-1410 | **640.95** |
| | | | | | | 2 Power Receptacles, 2 Cable Bays | EUD1-PF0W-2004 | **356.03** |
| | | | | | | 2 Power Receptacles, 2 Data Ports, 1 Cable Bay | EUD1-PF0W-2022 | **356.03** |
| | | | | | | 2 Power Receptacles, 4 Data Ports | EUD1-PF0W-2040 | **356.03** |
| | | | | | | 2 Power Receptacles, 1 USB Charging, 1 Data Port, 1 Cable Bay | EUD1-PF0W-2112 | **427.26** |
| | | | | | | 2 Power Receptacles, 1 USB Charging, 3 Data Ports | EUD1-PF0W-2130 | **427.26** |
| | | | | | | 2 Power Receptacles, 2 USB Charging, 1 Cable Bay | EUD1-PF0W-2202 | **498.49** |
| | | | | | | 2 Power Receptacles, 2 USB Charging, 2 Data Ports | EUD1-PF0W-2220 | **498.49** |
| | | | | | | 2 Power Receptacles, 3 USB Charging, 1 Data Port | EUD1-PF0W-2310 | **569.72** |
| | | | | | | 2 Power Receptacles, 4 USB Charging | EUD1-PF0W-2400 | **640.95** |
| | | | | | | 3 Power Receptacles, 3 Data Ports | EUD1-PF0W-3030 | **356.03** |
| | | | | | | 3 Power Receptacles, 1 USB Charging, 1 Cable Bay | EUD1-PF0W-3102 | **427.26** |
| | | | | | | 3 Power Receptacles, 1 USB Charging, 2 Data Ports | EUD1-PF0W-3120 | **427.26** |
| | | | | | | 3 Power Receptacles, 2 USB Charging, 1 Data Port | EUD1-PF0W-3210 | **498.49** |
| | | | | | | 3 Power Receptacles, 3 USB Charging | EUD1-PF0W-3300 | **569.72** |
| | | | | | | 4 Power Receptacles, 1 Cable Bay | EUD1-PF0W-4002 | **356.03** |
| | | | | | | 4 Power Receptacles, 2 Data Ports | EUD1-PF0W-4020 | **356.03** |
| | | | | | | 4 Power Receptacles, 1 USB Charging, 1 Data Port | EUD1-PF0W-4110 | **427.26** |
| | | | | | | 4 Power Receptacles, 2 USB Charging | EUD1-PF0W-4200 | **498.49** |
| | | | | | | 5 Power Receptacles, 1 Data Port | EUD1-PF0W-5010 | **356.03** |
| | | | | | | 5 Power Receptacles, 1 USB Charging | EUD1-PF0W-5100 | **427.26** |
| | | | | | | 6 Power Receptacles | EUD1-PF0W-6000 | **356.03** |



Class YA – SIN 33721; Discount Group XIII
Canadian Conversion Factor: Refer to haworth.com/Canada

# Electrical Components

Enhanced Power Module — Corded

| Top Width | Top Depth | Cord Length | Housing Color | Port Color | Port | Configuration | Number | Price |
|---|---|---|---|---|---|---|---|---|
| 9.5″ (241mm) | 3″ (76mm) | 12′ (3658mm) | Black Anodized | Black | 3 | 1 Power Receptacle, 1 Cable Bay | EUD1-PL0B-1002 | **$475.79** |
| | | | | | | 1 Power Receptacle, 2 Data Ports | EUD1-PL0B-1020 | **475.79** |
| | | | | | | 1 Power Receptacle, 1 Data Port, 1 USB Charging | EUD1-PL0B-1110 | **547.02** |
| | | | | | | 1 Power Receptacle, 2 USB Charging | EUD1-PL0B-1200 | **618.25** |
| | | | | | | 2 Power Receptacles, 1 Data Port | EUD1-PL0B-2010 | **475.79** |
| | | | | | | 2 Power Receptacles, 1 USB Charging | EUD1-PL0B-2100 | **547.02** |
| | | | | | | 3 Power Receptacles | EUD1-PL0B-3000 | **475.79** |
| | | | | | 4 | 1 Power Receptacle, 1 Data Port, 1 Cable Bay | EUD1-PL0B-1012 | **$475.79** |
| | | | | | | 1 Power Receptacle, 3 Data Ports | EUD1-PL0B-1030 | **475.79** |
| | | | | | | 1 Power Receptacle, 1 USB Charging, 1 Cable Bay | EUD1-PL0B-1102 | **547.02** |
| | | | | | | 1 Power Receptacle, 3 USB Charging | EUD1-PL0B-1300 | **689.48** |
| | | | | | | 2 Power Receptacles, 1 Cable Bay | EUD1-PL0B-2002 | **475.79** |
| | | | | | | 2 Power Receptacles, 2 Data Ports | EUD1-PL0B-2020 | **475.79** |
| | | | | | | 2 Power Receptacles, 1 USB Charging, 1 Data Port | EUD1-PL0B-2110 | **547.02** |
| | | | | | | 2 Power Receptacles, 2 USB Charging | EUD1-PL0B-2200 | **618.25** |
| | | | | | | 3 Power Receptacles, 1 Data Port | EUD1-PL0B-3010 | **475.79** |
| | | | | | | 3 Power Receptacles, 1 USB Charging | EUD1-PL0B-3100 | **547.02** |
| | | | | | | 4 Power Receptacles | EUD1-PL0B-4000 | **475.79** |
| | | | | | 6 | 1 Power Receptacle, 1 USB Charging, 2 Cable Bays | EUD1-PL0B-1104 | **$608.76** |
| | | | | | | 1 Power Receptacle, 1 USB Charging, 2 Data Ports, 1 Cable Bay | EUD1-PL0B-1122 | **608.76** |
| | | | | | | 1 Power Receptacle, 1 USB Charging, 4 Data Ports | EUD1-PL0B-1140 | **608.76** |
| | | | | | | 1 Power Receptacle, 2 USB Charging, 1 Data Port, 1 Cable Bay | EUD1-PL0B-1212 | **679.99** |
| | | | | | | 1 Power Receptacle, 2 USB Charging, 3 Data Ports | EUD1-PL0B-1230 | **679.99** |
| | | | | | | 1 Power Receptacle, 3 USB Charging, 1 Cable Bay | EUD1-PL0B-1302 | **751.22** |
| | | | | | | 1 Power Receptacle, 3 USB Charging, 2 Data Ports | EUD1-PL0B-1320 | **751.22** |
| | | | | | | 1 Power Receptacle, 4 USB Charging, 1 Data Port | EUD1-PL0B-1410 | **822.45** |
| | | | | | | 2 Power Receptacles, 2 Cable Bays | EUD1-PL0B-2004 | **537.53** |
| | | | | | | 2 Power Receptacles, 2 Data Ports, 1 Cable Bay | EUD1-PL0B-2022 | **537.53** |
| | | | | | | 2 Power Receptacles, 4 Data Ports | EUD1-PL0B-2040 | **537.53** |
| | | | | | | 2 Power Receptacles, 1 USB Charging, 1 Data Port, 1 Cable Bay | EUD1-PL0B-2112 | **608.76** |
| | | | | | | 2 Power Receptacles, 1 USB Charging, 3 Data Ports | EUD1-PL0B-2130 | **608.76** |
| | | | | | | 2 Power Receptacles, 2 USB Charging, 1 Cable Bay | EUD1-PL0B-2202 | **679.99** |
| | | | | | | 2 Power Receptacles, 2 USB Charging, 2 Data Ports | EUD1-PL0B-2220 | **679.99** |
| | | | | | | 2 Power Receptacles, 3 USB Charging, 1 Data Port | EUD1-PL0B-2310 | **751.22** |
| | | | | | | 2 Power Receptacles, 4 USB Charging | EUD1-PL0B-2400 | **822.45** |
| | | | | | | 3 Power Receptacles, 3 Data Ports | EUD1-PL0B-3030 | **537.53** |
| | | | | | | 3 Power Receptacles, 1 USB Charging, 1 Cable Bay | EUD1-PL0B-3102 | **608.76** |
| | | | | | | 3 Power Receptacles, 1 USB Charging, 2 Data Ports | EUD1-PL0B-3120 | **608.76** |
| | | | | | | 3 Power Receptacles, 2 USB Charging, 1 Data Port | EUD1-PL0B-3210 | **679.99** |
| | | | | | | 3 Power Receptacles, 3 USB Charging | EUD1-PL0B-3300 | **751.22** |
| | | | | | | 4 Power Receptacles, 1 Cable Bay | EUD1-PL0B-4002 | **537.53** |
| | | | | | | 4 Power Receptacles, 2 Data Ports | EUD1-PL0B-4020 | **537.53** |
| | | | | | | 4 Power Receptacles, 1 USB Charging, 1 Data Port | EUD1-PL0B-4110 | **608.76** |
| | | | | | | 4 Power Receptacles, 2 USB Charging | EUD1-PL0B-4200 | **679.99** |
| | | | | | | 5 Power Receptacles, 1 Data Port | EUD1-PL0B-5010 | **537.53** |
| | | | | | | 5 Power Receptacles, 1 USB Charging | EUD1-PL0B-5100 | **608.76** |
| | | | | | | 6 Power Receptacles | EUD1-PL0B-6000 | **537.53** |

# Electrical Components

Enhanced Power Module — Corded

| Top Width | Top Depth | Cord Length | Housing Color | Port Color | Port | Configuration | Number | Price |
|---|---|---|---|---|---|---|---|---|
| 9.5″ (241mm) | 3″ (76mm) | 12′ (3658mm) | Clear Anodized | White | 3 | 1 Power Receptacle, 1 Cable Bay | EUD1-PL0W-1002 | **$352.32** |
| | | | | | | 1 Power Receptacle, 2 Data Ports | EUD1-PL0W-1020 | **352.32** |
| | | | | | | 1 Power Receptacle, 1 Data Port, 1 USB Charging | EUD1-PL0W-1110 | **423.55** |
| | | | | | | 1 Power Receptacle, 2 USB Charging | EUD1-PL0W-1200 | **494.78** |
| | | | | | | 2 Power Receptacles, 1 Data Port | EUD1-PL0W-2010 | **352.32** |
| | | | | | | 2 Power Receptacles, 1 USB Charging | EUD1-PL0W-2100 | **423.55** |
| | | | | | | 3 Power Receptacles | EUD1-PL0W-3000 | **352.32** |
| | | | | | 4 | 1 Power Receptacle, 1 Data Port, 1 Cable Bay | EUD1-PL0W-1012 | **$352.32** |
| | | | | | | 1 Power Receptacle, 3 Data Ports | EUD1-PL0W-1030 | **352.32** |
| | | | | | | 1 Power Receptacle, 1 USB Charging, 1 Cable Bay | EUD1-PL0W-1102 | **423.55** |
| | | | | | | 1 Power Receptacle, 3 USB Charging | EUD1-PL0W-1300 | **566.01** |
| | | | | | | 2 Power Receptacles, 1 Cable Bay | EUD1-PL0W-2002 | **352.32** |
| | | | | | | 2 Power Receptacles, 2 Data Ports | EUD1-PL0W-2020 | **352.32** |
| | | | | | | 2 Power Receptacles, 1 USB Charging, 1 Data Port | EUD1-PL0W-2110 | **423.55** |
| | | | | | | 2 Power Receptacles, 2 USB Charging | EUD1-PL0W-2200 | **494.78** |
| | | | | | | 3 Power Receptacles, 1 Data Port | EUD1-PL0W-3010 | **352.32** |
| | | | | | | 3 Power Receptacles, 1 USB Charging | EUD1-PL0W-3100 | **423.55** |
| | | | | | | 4 Power Receptacles | EUD1-PL0W-4000 | **352.32** |
| | | | | | 6 | 1 Power Receptacle, 1 USB Charging, 2 Cable Bays | EUD1-PL0W-1104 | **$485.29** |
| | | | | | | 1 Power Receptacle, 1 USB Charging, 2 Data Ports, 1 Cable Bay | EUD1-PL0W-1122 | **485.29** |
| | | | | | | 1 Power Receptacle, 1 USB Charging, 4 Data Ports | EUD1-PL0W-1140 | **485.29** |
| | | | | | | 1 Power Receptacle, 2 USB Charging, 1 Data Port, 1 Cable Bay | EUD1-PL0W-1212 | **556.52** |
| | | | | | | 1 Power Receptacle, 2 USB Charging, 3 Data Ports | EUD1-PL0W-1230 | **556.52** |
| | | | | | | 1 Power Receptacle, 3 USB Charging, 1 Cable Bay | EUD1-PL0W-1302 | **627.75** |
| | | | | | | 1 Power Receptacle, 3 USB Charging, 2 Data Ports | EUD1-PL0W-1320 | **627.75** |
| | | | | | | 1 Power Receptacle, 4 USB Charging, 1 Data Port | EUD1-PL0W-1410 | **698.98** |
| | | | | | | 2 Power Receptacles, 2 Cable Bays | EUD1-PL0W-2004 | **414.06** |
| | | | | | | 2 Power Receptacles, 2 Data Ports, 1 Cable Bay | EUD1-PL0W-2022 | **414.06** |
| | | | | | | 2 Power Receptacles, 4 Data Ports | EUD1-PL0W-2040 | **414.06** |
| | | | | | | 2 Power Receptacles, 1 USB Charging, 1 Data Port, 1 Cable Bay | EUD1-PL0W-2112 | **485.29** |
| | | | | | | 2 Power Receptacles, 1 USB Charging, 3 Data Ports | EUD1-PL0W-2130 | **485.29** |
| | | | | | | 2 Power Receptacles, 2 USB Charging, 1 Cable Bay | EUD1-PL0W-2202 | **556.52** |
| | | | | | | 2 Power Receptacles, 2 USB Charging, 2 Data Ports | EUD1-PL0W-2220 | **556.52** |
| | | | | | | 2 Power Receptacles, 3 USB Charging, 1 Data Port | EUD1-PL0W-2310 | **627.75** |
| | | | | | | 2 Power Receptacles, 4 USB Charging | EUD1-PL0W-2400 | **698.98** |
| | | | | | | 3 Power Receptacles, 3 Data Ports | EUD1-PL0W-3030 | **414.06** |
| | | | | | | 3 Power Receptacles, 1 USB Charging, 1 Cable Bay | EUD1-PL0W-3102 | **485.29** |
| | | | | | | 3 Power Receptacles, 1 USB Charging, 2 Data Ports | EUD1-PL0W-3120 | **485.29** |
| | | | | | | 3 Power Receptacles, 2 USB Charging, 1 Data Port | EUD1-PL0W-3210 | **556.52** |
| | | | | | | 3 Power Receptacles, 3 USB Charging | EUD1-PL0W-3300 | **627.75** |
| | | | | | | 4 Power Receptacles, 1 Cable Bay | EUD1-PL0W-4002 | **414.06** |
| | | | | | | 4 Power Receptacles, 2 Data Ports | EUD1-PL0W-4020 | **414.06** |
| | | | | | | 4 Power Receptacles, 1 USB Charging, 1 Data Port | EUD1-PL0W-4110 | **485.29** |
| | | | | | | 4 Power Receptacles, 2 USB Charging | EUD1-PL0W-4200 | **556.52** |
| | | | | | | 5 Power Receptacles, 1 Data Port | EUD1-PL0W-5010 | **414.06** |
| | | | | | | 5 Power Receptacles, 1 USB Charging | EUD1-PL0W-5100 | **485.29** |
| | | | | | | 6 Power Receptacles | EUD1-PL0W-6000 | **414.06** |

This page intentionally blank

# Electrical Components

Enhanced Power Module — Hardwire

**3-Port:**
(2) Power
(1) USB-A

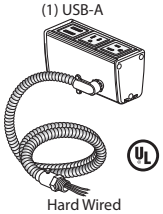

Hard Wired

EUD1-HF0B-2010

**4-Port:**
(2) Power
(1) USB-A
(1) Data

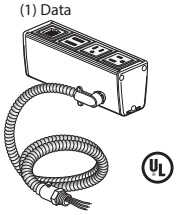

Hard Wired

EUD1-HF0B-2110

**6-Port:**
(2) Power
(1) USB-A
(1) Data
(1) Cable Bay

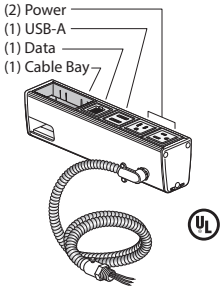

Hard Wired

EUD1-HF0B-2112

### Features

- Includes power module with 3, 4 or 6 ports that can be configured with simplex outlets (NEMA-5-15R), USB charging port (with two USB outlets), data ports or cable bay(s) that can accept up to two pull out data/AV cables and mounting hardware.
- Data port accommodate most varieties of field supplied data/AV jacks.
- Attaches to surface with use of separately specified mounting brackets.
- Hardwired power module with 6′(1829mm) or 12′(3658mm) long flexible metal conduit feed, 0.5″(13mm) conduit fitting and wires for hardwire connection.
- USB Charging Port consists of two USB 2.0 style A outlets. 4 Amp (shared) charging capacity.
- Color option of black anodized housing with black receptacles or clear anodized housing with white receptacles.

### Specification Tips

- **Configuration and quantity of power and data ports cannot be modified in the field.**
- **For use with 120 volt 60 hertz power source only.**
- Separately specify attachment hardware for desired application.
- Requires field installation.
- Specify AV cables separately.
- Cable Bay requires cables less than 0.3″(7.6mm) diameter.
- Application may require approval of local authority having jurisdiction (AHJ); ensure compliance before placing orders and installation.

### To Order, Specify:

1) Product number.
(No finish specification required.)



Class YA – SIN 33721; Discount Group XIII
Canadian Conversion Factor: Refer to haworth.com/Canada

# Electrical Components

## Enhanced Power Module — Hardwire

| Top Width | Top Depth | Conduit Length | Housing Color | Port Color | Port | Configuration | Number | Price |
|---|---|---|---|---|---|---|---|---|
| 5″ (127mm) | 3″ (76mm) | 6′ (1829mm) | Black Anodized | Black | 3 | 1 Power Receptacle, 1 Cable Bay | EUD1-HF0B-1002 | **$490.51** |
| | | | | | | 1 Power Receptacle, 2 Data Ports | EUD1-HF0B-1020 | **490.51** |
| | | | | | | 1 Power Receptacle, 1 Data Port, 1 USB Charging | EUD1-HF0B-1110 | **561.74** |
| | | | | | | 1 Power Receptacle, 2 USB Charging | EUD1-HF0B-1200 | **632.97** |
| | | | | | | 2 Power Receptacles, 1 Data Port | EUD1-HF0B-2010 | **490.51** |
| | | | | | | 2 Power Receptacles, 1 USB Charging | EUD1-HF0B-2100 | **561.74** |
| | | | | | | 3 Power Receptacles | EUD1-HF0B-3000 | **490.51** |
| 6.5″ (165mm) | 3″ (76mm) | | | | 4 | 1 Power Receptacle, 1 Data Port, 1 Cable Bay | EUD1-HF0B-1012 | **$490.51** |
| | | | | | | 1 Power Receptacle, 3 Data Ports | EUD1-HF0B-1030 | **490.51** |
| | | | | | | 1 Power Receptacle, 1 USB Charging, 1 Cable Bay | EUD1-HF0B-1102 | **561.74** |
| | | | | | | 1 Power Receptacle, 3 USB Charging | EUD1-HF0B-1300 | **704.20** |
| | | | | | | 2 Power Receptacles, 1 Cable Bay | EUD1-HF0B-2002 | **490.51** |
| | | | | | | 2 Power Receptacles, 2 Data Ports | EUD1-HF0B-2020 | **490.51** |
| | | | | | | 2 Power Receptacles, 1 USB Charging, 1 Data Port | EUD1-HF0B-2110 | **561.74** |
| | | | | | | 2 Power Receptacles, 2 USB Charging | EUD1-HF0B-2200 | **632.97** |
| | | | | | | 3 Power Receptacles, 1 Data Port | EUD1-HF0B-3010 | **490.51** |
| | | | | | | 3 Power Receptacles, 1 USB Charging | EUD1-HF0B-3100 | **561.74** |
| | | | | | | 4 Power Receptacles | EUD1-HF0B-4000 | **490.51** |
| 9.5″ (241mm) | 3″ (76mm) | | | | 6 | 1 Power Receptacle, 1 USB Charging, 2 Cable Bays | EUD1-HF0B-1104 | **$623.48** |
| | | | | | | 1 Power Receptacle, 1 USB Charging, 2 Data Ports, 1 Cable Bay | EUD1-HF0B-1122 | **623.48** |
| | | | | | | 1 Power Receptacle, 1 USB Charging, 4 Data Ports | EUD1-HF0B-1140 | **623.48** |
| | | | | | | 1 Power Receptacle, 2 USB Charging, 1 Data Port, 1 Cable Bay | EUD1-HF0B-1212 | **694.71** |
| | | | | | | 1 Power Receptacle, 2 USB Charging, 3 Data Ports | EUD1-HF0B-1230 | **694.71** |
| | | | | | | 1 Power Receptacle, 3 USB Charging, 1 Cable Bay | EUD1-HF0B-1302 | **765.94** |
| | | | | | | 1 Power Receptacle, 3 USB Charging, 2 Data Ports | EUD1-HF0B-1320 | **765.94** |
| | | | | | | 1 Power Receptacle, 4 USB Charging, 1 Data Port | EUD1-HF0B-1410 | **837.17** |
| | | | | | | 2 Power Receptacles, 2 Cable Bays | EUD1-HF0B-2004 | **552.25** |
| | | | | | | 2 Power Receptacles, 2 Data Ports, 1 Cable Bay | EUD1-HF0B-2022 | **552.25** |
| | | | | | | 2 Power Receptacles, 4 Data Ports | EUD1-HF0B-2040 | **552.25** |
| | | | | | | 2 Power Receptacles, 1 USB Charging, 1 Data Port, 1 Cable Bay | EUD1-HF0B-2112 | **623.48** |
| | | | | | | 2 Power Receptacles, 1 USB Charging, 3 Data Ports | EUD1-HF0B-2130 | **623.48** |
| | | | | | | 2 Power Receptacles, 2 USB Charging, 1 Cable Bay | EUD1-HF0B-2202 | **694.71** |
| | | | | | | 2 Power Receptacles, 2 USB Charging, 2 Data Ports | EUD1-HF0B-2220 | **694.71** |
| | | | | | | 2 Power Receptacles, 3 USB Charging, 1 Data Port | EUD1-HF0B-2310 | **765.94** |
| | | | | | | 2 Power Receptacles, 4 USB Charging | EUD1-HF0B-2400 | **837.17** |
| | | | | | | 3 Power Receptacles, 3 Data Ports | EUD1-HF0B-3030 | **552.25** |
| | | | | | | 3 Power Receptacles, 1 USB Charging, 1 Cable Bay | EUD1-HF0B-3102 | **623.48** |
| | | | | | | 3 Power Receptacles, 1 USB Charging, 2 Data Ports | EUD1-HF0B-3120 | **623.48** |
| | | | | | | 3 Power Receptacles, 2 USB Charging, 1 Data Port | EUD1-HF0B-3210 | **694.71** |
| | | | | | | 3 Power Receptacles, 3 USB Charging | EUD1-HF0B-3300 | **765.94** |
| | | | | | | 4 Power Receptacles, 1 Cable Bay | EUD1-HF0B-4002 | **552.25** |
| | | | | | | 4 Power Receptacles, 2 Data Ports | EUD1-HF0B-4020 | **552.25** |
| | | | | | | 4 Power Receptacles, 1 USB Charging, 1 Data Port | EUD1-HF0B-4110 | **623.48** |
| | | | | | | 4 Power Receptacles, 2 USB Charging | EUD1-HF0B-4200 | **694.71** |
| | | | | | | 5 Power Receptacles, 1 Data Port | EUD1-HF0B-5010 | **552.25** |
| | | | | | | 5 Power Receptacles, 1 USB Charging | EUD1-HF0B-5100 | **623.48** |
| | | | | | | 6 Power Receptacles | EUD1-HF0B-6000 | **552.25** |

# Electrical Components

Enhanced Power Module — Hardwire

| Top Width | Top Depth | Conduit Length | Housing Color | Port Color | Port | Configuration | Number | Price |
|---|---|---|---|---|---|---|---|---|
| 5″ (127mm) | 3″ (76mm) | 6′ (1829mm) | Clear Anodized | White | 3 | 1 Power Receptacle, 1 Cable Bay | EUD1-HF0W-1002 | **$367.04** |
| | | | | | | 1 Power Receptacle, 2 Data Ports | EUD1-HF0W-1020 | **367.04** |
| | | | | | | 1 Power Receptacle, 1 Data Port, 1 USB Charging | EUD1-HF0W-1110 | **438.27** |
| | | | | | | 1 Power Receptacle, 2 USB Charging | EUD1-HF0W-1200 | **509.50** |
| | | | | | | 2 Power Receptacles, 1 Data Port | EUD1-HF0W-2010 | **367.04** |
| | | | | | | 2 Power Receptacles, 1 USB Charging | EUD1-HF0W-2100 | **438.27** |
| | | | | | | 3 Power Receptacles | EUD1-HF0W-3000 | **367.04** |
| 6.5″ (165mm) | 3″ (76mm) | | | | 4 | 1 Power Receptacle, 1 Data Port, 1 Cable Bay | EUD1-HF0W-1012 | **$367.04** |
| | | | | | | 1 Power Receptacle, 3 Data Ports | EUD1-HF0W-1030 | **367.04** |
| | | | | | | 1 Power Receptacle, 1 USB Charging, 1 Cable Bay | EUD1-HF0W-1102 | **438.27** |
| | | | | | | 1 Power Receptacle, 3 USB Charging | EUD1-HF0W-1300 | **580.73** |
| | | | | | | 2 Power Receptacles, 1 Cable Bay | EUD1-HF0W-2002 | **367.04** |
| | | | | | | 2 Power Receptacles, 2 Data Ports | EUD1-HF0W-2020 | **367.04** |
| | | | | | | 2 Power Receptacles, 1 USB Charging, 1 Data Port | EUD1-HF0W-2110 | **438.27** |
| | | | | | | 2 Power Receptacles, 2 USB Charging | EUD1-HF0W-2200 | **509.50** |
| | | | | | | 3 Power Receptacles, 1 Data Port | EUD1-HF0W-3010 | **367.04** |
| | | | | | | 3 Power Receptacles, 1 USB Charging | EUD1-HF0W-3100 | **438.27** |
| | | | | | | 4 Power Receptacles | EUD1-HF0W-4000 | **367.04** |
| 9.5″ (241mm) | 3″ (76mm) | | | | 6 | 1 Power Receptacle, 1 USB Charging, 2 Cable Bays | EUD1-HF0W-1104 | **$500.01** |
| | | | | | | 1 Power Receptacle, 1 USB Charging, 2 Data Ports, 1 Cable Bay | EUD1-HF0W-1122 | **500.01** |
| | | | | | | 1 Power Receptacle, 1 USB Charging, 4 Data Ports | EUD1-HF0W-1140 | **500.01** |
| | | | | | | 1 Power Receptacle, 2 USB Charging, 1 Data Port, 1 Cable Bay | EUD1-HF0W-1212 | **571.24** |
| | | | | | | 1 Power Receptacle, 2 USB Charging, 3 Data Ports | EUD1-HF0W-1230 | **571.24** |
| | | | | | | 1 Power Receptacle, 3 USB Charging, 1 Cable Bay | EUD1-HF0W-1302 | **642.47** |
| | | | | | | 1 Power Receptacle, 3 USB Charging, 2 Data Ports | EUD1-HF0W-1320 | **642.47** |
| | | | | | | 1 Power Receptacle, 4 USB Charging, 1 Data Port | EUD1-HF0W-1410 | **713.70** |
| | | | | | | 2 Power Receptacles, 2 Cable Bays | EUD1-HF0W-2004 | **428.78** |
| | | | | | | 2 Power Receptacles, 2 Data Ports, 1 Cable Bay | EUD1-HF0W-2022 | **428.78** |
| | | | | | | 2 Power Receptacles, 4 Data Ports | EUD1-HF0W-2040 | **428.78** |
| | | | | | | 2 Power Receptacles, 1 USB Charging, 1 Data Port, 1 Cable Bay | EUD1-HF0W-2112 | **500.01** |
| | | | | | | 2 Power Receptacles, 1 USB Charging, 3 Data Ports | EUD1-HF0W-2130 | **500.01** |
| | | | | | | 2 Power Receptacles, 2 USB Charging, 1 Cable Bay | EUD1-HF0W-2202 | **571.24** |
| | | | | | | 2 Power Receptacles, 2 USB Charging, 2 Data Ports | EUD1-HF0W-2220 | **571.24** |
| | | | | | | 2 Power Receptacles, 3 USB Charging, 1 Data Port | EUD1-HF0W-2310 | **642.47** |
| | | | | | | 2 Power Receptacles, 4 USB Charging | EUD1-HF0W-2400 | **713.70** |
| | | | | | | 3 Power Receptacles, 3 Data Ports | EUD1-HF0W-3030 | **428.78** |
| | | | | | | 3 Power Receptacles, 1 USB Charging, 1 Cable Bay | EUD1-HF0W-3102 | **500.01** |
| | | | | | | 3 Power Receptacles, 1 USB Charging, 2 Data Ports | EUD1-HF0W-3120 | **500.01** |
| | | | | | | 3 Power Receptacles, 2 USB Charging, 1 Data Port | EUD1-HF0W-3210 | **571.24** |
| | | | | | | 3 Power Receptacles, 3 USB Charging | EUD1-HF0W-3300 | **642.47** |
| | | | | | | 4 Power Receptacles, 1 Cable Bay | EUD1-HF0W-4002 | **428.78** |
| | | | | | | 4 Power Receptacles, 2 Data Ports | EUD1-HF0W-4020 | **428.78** |
| | | | | | | 4 Power Receptacles, 1 USB Charging, 1 Data Port | EUD1-HF0W-4110 | **500.01** |
| | | | | | | 4 Power Receptacles, 2 USB Charging | EUD1-HF0W-4200 | **571.24** |
| | | | | | | 5 Power Receptacles, 1 Data Port | EUD1-HF0W-5010 | **428.78** |
| | | | | | | 5 Power Receptacles, 1 USB Charging | EUD1-HF0W-5100 | **500.01** |
| | | | | | | 6 Power Receptacles | EUD1-HF0W-6000 | **428.78** |

# Electrical Components

## Enhanced Power Module — Hardwire

| Top Width | Top Depth | Conduit Length | Housing Color | Port Color | Port | Configuration | Number | Price |
|---|---|---|---|---|---|---|---|---|
| 5″ (127mm) | 3″ (76mm) | 12′ (3658mm) | Black Anodized | Black | 3 | 1 Power Receptacle, 1 Cable Bay | EUD1-HL0B-1002 | **$548.54** |
| | | | | | | 1 Power Receptacle, 2 Data Ports | EUD1-HL0B-1020 | **548.54** |
| | | | | | | 1 Power Receptacle, 1 Data Port, 1 USB Charging | EUD1-HL0B-1110 | **619.77** |
| | | | | | | 1 Power Receptacle, 2 USB Charging | EUD1-HL0B-1200 | **691.00** |
| | | | | | | 2 Power Receptacles, 1 Data Port | EUD1-HL0B-2010 | **548.54** |
| | | | | | | 2 Power Receptacles, 1 USB Charging | EUD1-HL0B-2100 | **619.77** |
| | | | | | | 3 Power Receptacles | EUD1-HL0B-3000 | **548.54** |
| 6.5″ (165mm) | 3″ (76mm) | | | | 4 | 1 Power Receptacle, 1 Data Port, 1 Cable Bay | EUD1-HL0B-1012 | **$548.54** |
| | | | | | | 1 Power Receptacle, 3 Data Ports | EUD1-HL0B-1030 | **548.54** |
| | | | | | | 1 Power Receptacle, 1 USB Charging, 1 Cable Bay | EUD1-HL0B-1102 | **619.77** |
| | | | | | | 1 Power Receptacle, 3 USB Charging | EUD1-HL0B-1300 | **762.23** |
| | | | | | | 2 Power Receptacles, 1 Cable Bay | EUD1-HL0B-2002 | **548.54** |
| | | | | | | 2 Power Receptacles, 2 Data Ports | EUD1-HL0B-2020 | **548.54** |
| | | | | | | 2 Power Receptacles, 1 USB Charging, 1 Data Port | EUD1-HL0B-2110 | **619.77** |
| | | | | | | 2 Power Receptacles, 2 USB Charging | EUD1-HL0B-2200 | **691.00** |
| | | | | | | 3 Power Receptacles, 1 Data Port | EUD1-HL0B-3010 | **548.54** |
| | | | | | | 3 Power Receptacles, 1 USB Charging | EUD1-HL0B-3100 | **619.77** |
| | | | | | | 4 Power Receptacles | EUD1-HL0B-4000 | **548.54** |
| 9.5″ (241mm) | 3″ (76mm) | | | | 6 | 1 Power Receptacle, 1 USB Charging, 2 Cable Bays | EUD1-HL0B-1104 | **$681.51** |
| | | | | | | 1 Power Receptacle, 1 USB Charging, 2 Data Ports, 1 Cable Bay | EUD1-HL0B-1122 | **681.51** |
| | | | | | | 1 Power Receptacle, 1 USB Charging, 4 Data Ports | EUD1-HL0B-1140 | **681.51** |
| | | | | | | 1 Power Receptacle, 2 USB Charging, 1 Data Port, 1 Cable Bay | EUD1-HL0B-1212 | **752.74** |
| | | | | | | 1 Power Receptacle, 2 USB Charging, 3 Data Ports | EUD1-HL0B-1230 | **752.74** |
| | | | | | | 1 Power Receptacle, 3 USB Charging, 1 Cable Bay | EUD1-HL0B-1302 | **823.97** |
| | | | | | | 1 Power Receptacle, 3 USB Charging, 2 Data Ports | EUD1-HL0B-1320 | **823.97** |
| | | | | | | 1 Power Receptacle, 4 USB Charging, 1 Data Port | EUD1-HL0B-1410 | **895.20** |
| | | | | | | 2 Power Receptacles, 2 Cable Bays | EUD1-HL0B-2004 | **610.28** |
| | | | | | | 2 Power Receptacles, 2 Data Ports, 1 Cable Bay | EUD1-HL0B-2022 | **610.28** |
| | | | | | | 2 Power Receptacles, 4 Data Ports | EUD1-HL0B-2040 | **610.28** |
| | | | | | | 2 Power Receptacles, 1 USB Charging, 1 Data Port, 1 Cable Bay | EUD1-HL0B-2112 | **681.51** |
| | | | | | | 2 Power Receptacles, 1 USB Charging, 3 Data Ports | EUD1-HL0B-2130 | **681.51** |
| | | | | | | 2 Power Receptacles, 2 USB Charging, 1 Cable Bay | EUD1-HL0B-2202 | **752.74** |
| | | | | | | 2 Power Receptacles, 2 USB Charging, 2 Data Ports | EUD1-HL0B-2220 | **752.74** |
| | | | | | | 2 Power Receptacles, 3 USB Charging, 1 Data Port | EUD1-HL0B-2310 | **823.97** |
| | | | | | | 2 Power Receptacles, 4 USB Charging | EUD1-HL0B-2400 | **895.20** |
| | | | | | | 3 Power Receptacles, 3 Data Ports | EUD1-HL0B-3030 | **610.28** |
| | | | | | | 3 Power Receptacles, 1 USB Charging, 1 Cable Bay | EUD1-HL0B-3102 | **681.51** |
| | | | | | | 3 Power Receptacles, 1 USB Charging, 2 Data Ports | EUD1-HL0B-3120 | **681.51** |
| | | | | | | 3 Power Receptacles, 2 USB Charging, 1 Data Port | EUD1-HL0B-3210 | **752.74** |
| | | | | | | 3 Power Receptacles, 3 USB Charging | EUD1-HL0B-3300 | **823.97** |
| | | | | | | 4 Power Receptacles, 1 Cable Bay | EUD1-HL0B-4002 | **610.28** |
| | | | | | | 4 Power Receptacles, 2 Data Ports | EUD1-HL0B-4020 | **610.28** |
| | | | | | | 4 Power Receptacles, 1 USB Charging, 1 Data Port | EUD1-HL0B-4110 | **681.51** |
| | | | | | | 4 Power Receptacles, 2 USB Charging | EUD1-HL0B-4200 | **752.74** |
| | | | | | | 5 Power Receptacles, 1 Data Port | EUD1-HL0B-5010 | **610.28** |
| | | | | | | 5 Power Receptacles, 1 USB Charging | EUD1-HL0B-5100 | **681.51** |
| | | | | | | 6 Power Receptacles | EUD1-HL0B-6000 | **610.28** |

# Electrical Components

Enhanced Power Module — Hardwire

| Top Width | Top Depth | Conduit Length | Housing Color | Port Color | Port | Configuration | Number | Price |
|---|---|---|---|---|---|---|---|---|
| 5″ (127mm) | 3″ (76mm) | 12′ (3658mm) | Clear Anodized | White | 3 | 1 Power Receptacle, 1 Cable Bay | EUD1-HL0W-1002 | **$425.07** |
| | | | | | | 1 Power Receptacle, 2 Data Ports | EUD1-HL0W-1020 | **425.07** |
| | | | | | | 1 Power Receptacle, 1 Data Port, 1 USB Charging | EUD1-HL0W-1110 | **496.30** |
| | | | | | | 1 Power Receptacle, 2 USB Charging | EUD1-HL0W-1200 | **567.53** |
| | | | | | | 2 Power Receptacles, 1 Data Port | EUD1-HL0W-2010 | **425.07** |
| | | | | | | 2 Power Receptacles, 1 USB Charging | EUD1-HL0W-2100 | **496.30** |
| | | | | | | 3 Power Receptacles | EUD1-HL0W-3000 | **425.07** |
| 6.5″ (165mm) | 3″ (76mm) | | | | 4 | 1 Power Receptacle, 1 Data Port, 1 Cable Bay | EUD1-HL0W-1012 | **$425.07** |
| | | | | | | 1 Power Receptacle, 3 Data Ports | EUD1-HL0W-1030 | **425.07** |
| | | | | | | 1 Power Receptacle, 1 USB Charging, 1 Cable Bay | EUD1-HL0W-1102 | **496.30** |
| | | | | | | 1 Power Receptacle, 3 USB Charging | EUD1-HL0W-1300 | **638.76** |
| | | | | | | 2 Power Receptacles, 1 Cable Bay | EUD1-HL0W-2002 | **425.07** |
| | | | | | | 2 Power Receptacles, 2 Data Ports | EUD1-HL0W-2020 | **425.07** |
| | | | | | | 2 Power Receptacles, 1 USB Charging, 1 Data Port | EUD1-HL0W-2110 | **496.30** |
| | | | | | | 2 Power Receptacles, 2 USB Charging | EUD1-HL0W-2200 | **567.53** |
| | | | | | | 3 Power Receptacles, 1 Data Port | EUD1-HL0W-3010 | **425.07** |
| | | | | | | 3 Power Receptacles, 1 USB Charging | EUD1-HL0W-3100 | **496.30** |
| | | | | | | 4 Power Receptacles | EUD1-HL0W-4000 | **425.07** |
| 9.5″ (241mm) | 3″ (76mm) | | | | 6 | 1 Power Receptacle, 1 USB Charging, 2 Cable Bays | EUD1-HL0W-1104 | **$558.04** |
| | | | | | | 1 Power Receptacle, 1 USB Charging, 2 Data Ports, 1 Cable Bay | EUD1-HL0W-1122 | **558.04** |
| | | | | | | 1 Power Receptacle, 1 USB Charging, 4 Data Ports | EUD1-HL0W-1140 | **558.04** |
| | | | | | | 1 Power Receptacle, 2 USB Charging, 1 Data Port, 1 Cable Bay | EUD1-HL0W-1212 | **629.27** |
| | | | | | | 1 Power Receptacle, 2 USB Charging, 3 Data Ports | EUD1-HL0W-1230 | **629.27** |
| | | | | | | 1 Power Receptacle, 3 USB Charging, 1 Cable Bay | EUD1-HL0W-1302 | **700.50** |
| | | | | | | 1 Power Receptacle, 3 USB Charging, 2 Data Ports | EUD1-HL0W-1320 | **700.50** |
| | | | | | | 1 Power Receptacle, 4 USB Charging, 1 Data Port | EUD1-HL0W-1410 | **771.73** |
| | | | | | | 2 Power Receptacles, 2 Cable Bays | EUD1-HL0W-2004 | **486.81** |
| | | | | | | 2 Power Receptacles, 2 Data Ports, 1 Cable Bay | EUD1-HL0W-2022 | **486.81** |
| | | | | | | 2 Power Receptacles, 4 Data Ports | EUD1-HL0W-2040 | **486.81** |
| | | | | | | 2 Power Receptacles, 1 USB Charging, 1 Data Port, 1 Cable Bay | EUD1-HL0W-2112 | **558.04** |
| | | | | | | 2 Power Receptacles, 1 USB Charging, 3 Data Ports | EUD1-HL0W-2130 | **558.04** |
| | | | | | | 2 Power Receptacles, 2 USB Charging, 1 Cable Bay | EUD1-HL0W-2202 | **629.27** |
| | | | | | | 2 Power Receptacles, 2 USB Charging, 2 Data Ports | EUD1-HL0W-2220 | **629.27** |
| | | | | | | 2 Power Receptacles, 3 USB Charging, 1 Data Port | EUD1-HL0W-2310 | **700.50** |
| | | | | | | 2 Power Receptacles, 4 USB Charging | EUD1-HL0W-2400 | **771.73** |
| | | | | | | 3 Power Receptacles, 3 Data Ports | EUD1-HL0W-3030 | **486.81** |
| | | | | | | 3 Power Receptacles, 1 USB Charging, 1 Cable Bay | EUD1-HL0W-3102 | **558.04** |
| | | | | | | 3 Power Receptacles, 1 USB Charging, 2 Data Ports | EUD1-HL0W-3120 | **558.04** |
| | | | | | | 3 Power Receptacles, 2 USB Charging, 1 Data Port | EUD1-HL0W-3210 | **629.27** |
| | | | | | | 3 Power Receptacles, 3 USB Charging | EUD1-HL0W-3300 | **700.50** |
| | | | | | | 4 Power Receptacles, 1 Cable Bay | EUD1-HL0W-4002 | **486.81** |
| | | | | | | 4 Power Receptacles, 2 Data Ports | EUD1-HL0W-4020 | **486.81** |
| | | | | | | 4 Power Receptacles, 1 USB Charging, 1 Data Port | EUD1-HL0W-4110 | **558.04** |
| | | | | | | 4 Power Receptacles, 2 USB Charging | EUD1-HL0W-4200 | **629.27** |
| | | | | | | 5 Power Receptacles, 1 Data Port | EUD1-HL0W-5010 | **486.81** |
| | | | | | | 5 Power Receptacles, 1 USB Charging | EUD1-HL0W-5100 | **558.04** |
| | | | | | | 6 Power Receptacles | EUD1-HL0W-6000 | **486.81** |

# Electrical Components

Enhanced Power Module — Spiral Corded — Height Adjustable

| Top Depth | Top Width | Cord Length | Housing Color | Port Color | Port | Configuration | Number | Price |
|---|---|---|---|---|---|---|---|---|
| 3″ (76mm) | 6.5″ (165mm) | 10′(3048mm)-12′(3658mm) | Black Anodized | Black | 4 | 2 Power Receptacles, 1 USB Charging, 1 Data Port | EUD1-SF0B-2110 | **$754.44** |
| | | | | | 4 | 2 Power Receptacles, 2 USB Charging | EUD1-SF0B-2200 | **825.67** |
| | | | | | 4 | 3 Power Receptacles, 1 Data Port | EUD1-SF0B-3010 | **683.21** |
| | | | | | 4 | 3 Power Receptacles, 1 USB Charging | EUD1-SF0B-3100 | **754.44** |
| | | | | | 4 | 4 Power Receptacles | EUD1-SF0B-4000 | **683.21** |
| | | | Clear Anodized | White | 4 | 2 Power Receptacles, 1 USB Charging, 1 Data Port | EUD1-SF0W-2110 | **$630.97** |
| | | | | | 4 | 2 Power Receptacles, 2 USB Charging | EUD1-SF0W-2200 | **702.20** |
| | | | | | 4 | 3 Power Receptacles, 1 Data Port | EUD1-SF0W-3010 | **559.74** |
| | | | | | 4 | 3 Power Receptacles, 1 USB Charging | EUD1-SF0W-3100 | **630.97** |
| | | | | | 4 | 4 Power Receptacles | EUD1-SF0W-4000 | **559.74** |

**4-Port:**
(2) Power
(1) USB-A
(1) Data

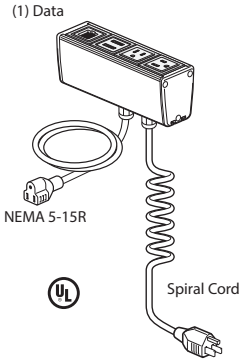


EUD1-SF0B-2110

**4-Port:**
(4) Power

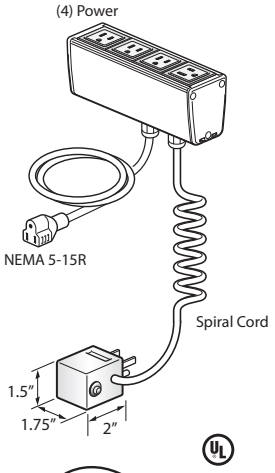


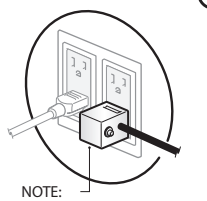

NOTE:
Always Circuit Breaker Plug when more than 3 power outlets specified.

EUD1-SF0B-4000

## Features

- Includes power module with 3, 4 or 6 ports that can be configured with simplex outlets (NEMA-5-15R), USB charging port (with two USB outlets), data ports or cable bay(s) that can accept up to two pull out data/AV cables and mounting hardware.
- Data port accommodate most varieties of field supplied data/AV jacks.
- Spiral Cord includes 15 amp plug (NEMA 5-15P) and expands to 12′(3658mm) when stretched.
- Auxiliary 24″(610mm) power cord with NEMA 5-15R used to provide power to table motor controller.
- Attaches to surface with use of separately specified mounting brackets.
- USB Charging Port consists of two USB 2.0 style A outlets. 4 Amp (shared) charging capacity.
- Color option of black anodized housing with black receptacles or clear anodized housing with white receptacles.

## Specification Tips

- **Configuration and quantity of power and data ports cannot be modified in the field.**
- **For use with 120 volt 60 hertz power source only.**
- **For use with:**
  - **Planes or Planes Value Model Height Adjustable Tables**
  - **Planes or Planes Value Model Height Adjustable Bench**
  - **Upside or Upside Value Model Height Adjustable Tables**
  - **Hop Height Adjustable Tables**
- Separately specify attachment hardware for desired application.
- Not for use with cable chain.
- Requires field installation.
- Application may require approval of local authority having jurisdiction (AHJ); ensure compliance before placing orders and installation.

## To Order, Specify:

1) Product number.
(No finish specification required.)

# Electrical Components

Enhanced Power Module — Cord for Height Adjustable

| Top Depth | Top Width | Cord Length | Housing Color | Port Color | Port | Configuration | Number | Price |
|---|---|---|---|---|---|---|---|---|
| 3″ (76mm) | 6.5″ (165mm) | 10′(3048mm)-12′(3658mm) | Black Anodized | Black | 4 | 2 Power Receptacles, 1 USB Charging, 1 Data Port | EUD1-SL0B-2110 | **$812.47** |
| | | | | | 4 | 2 Power Receptacles, 2 USB Charging | EUD1-SL0B-2200 | **883.70** |
| | | | | | 4 | 3 Power Receptacles, 1 Data Port | EUD1-SL0B-3010 | **741.24** |
| | | | | | 4 | 3 Power Receptacles, 1 USB Charging | EUD1-SL0B-3100 | **812.47** |
| | | | | | 4 | 4 Power Receptacles | EUD1-SL0B-4000 | **741.24** |
| | | | Clear Anodized | White | 4 | 2 Power Receptacles, 1 USB Charging, 1 Data Port | EUD1-SL0W-2110 | **$689.00** |
| | | | | | 4 | 2 Power Receptacles, 2 USB Charging | EUD1-SL0W-2200 | **760.23** |
| | | | | | 4 | 3 Power Receptacles, 1 Data Port | EUD1-SL0W-3010 | **617.77** |
| | | | | | 4 | 3 Power Receptacles, 1 USB Charging | EUD1-SL0W-3100 | **689.00** |
| | | | | | 4 | 4 Power Receptacles | EUD1-SL0W-4000 | **617.77** |

**4-Port:**
(2) Power
(1) USB-A
(1) Data




EUD1-SL0B-2110

**4-Port:**
(4) Power

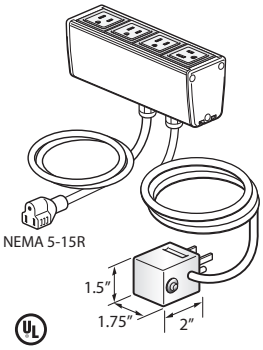


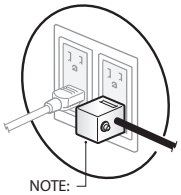

NOTE:
Always Circuit Breaker Plug when more than 3 power outlets specified.

EUD1-SL0B-4000

### Features

- Includes power module with 3, 4 or 6 ports that can be configured with simplex outlets (NEMA-5-15R), USB charging port (with two USB outlets), data ports or cable bay(s) that can accept up to two pull out data/AV cables and mounting hardware.
- Data port accommodate most varieties of field supplied data/AV jacks.
- Corded power module with 15 amp - 12′(3658mm) long cord with plug (NEMA 5-15P).
- Auxiliary 24″(610mm) power cord with NEMA 5-15R used to provide power to table motor controller.
- Attaches to surface with use of separately specified mounting brackets.
- USB Charging Port consists of two USB 2.0 style A outlets. 4 Amp (shared) charging capacity.
- Color option of black anodized housing with black receptacles or clear anodized housing with white receptacles.

### Specification Tips

- **Configuration and quantity of power and data ports cannot be modified in the field.**
- **For use with 120 volt 60 hertz power source only.**
- **For use with:**
  - **Planes or Planes Value Model Height Adjustable Tables**
  - **Planes or Planes Value Model Height Adjustable Bench**
  - **Upside or Upside Value Model Height Adjustable Tables**
  - **Hop Height Adjustable Tables**
- Separately specify attachment hardware for desired application.
- Designed to be used with cable chain.
- Requires field installation.
- Application may require approval of local authority having jurisdiction (AHJ); ensure compliance before placing orders and installation.

### To Order, Specify:

1) Product number.
(No finish specification required.)



Class YA – SIN 33721; Discount Group XIII
Canadian Conversion Factor: Refer to haworth.com/Canada

# Electrical Components

## Enhanced Power Module Brackets

### Above Worksurface – Adjustable

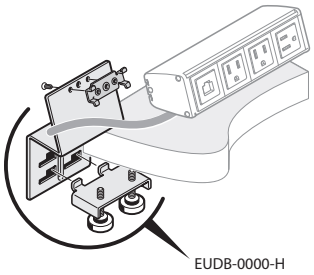

EUDB-0000-H

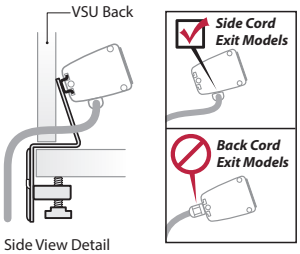


Side View Detail

EUDB-0000-H
Class YA - SIN 33721
Discount Group XIII

| Height | Width | Length | Description | Number | Price |
|---|---|---|---|---|---|
| 4″(102mm) | 3.5″(89mm) | 3.5″(89mm) | Black Bracket | EUDB-0000-HB | **$64.81** |
| | | | White Bracket | EUDB-0000-HW | **64.81** |

**Features**
- Includes bracket and mounting hardware.
- For use with 3, 4 or 6 port Enhanced Power Module and 2-6 port Seamless Enhanced Power Modules.
- Available in black or white.
- Mounts to back edge of 1.125″(29mm) to 2″(51mm) worktop.
- Not for use with a tack board.

**Specification Tips**
- Specify Enhanced Power Module separately.
- Requires field installation.
- Application may require approval of local authority having jurisdiction (AHJ); ensure compliance before placing orders and installation.

**To Order, Specify:**

1) Product number.
(No finish specification required.)

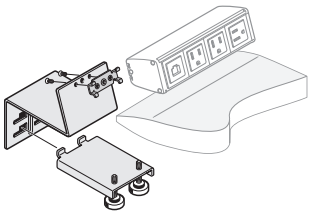

EUDB-0000-NB

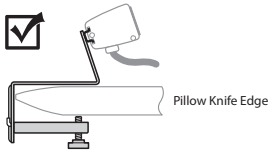

Pillow Knife Edge

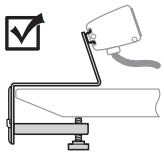

Knife Edge



Pillow/Knife Edge

EUDB-0000-N
Class YA – GSA: Open Market

| | | | | | |
|---|---|---|---|---|---|
| 4″(102mm) | 3.5″(89mm) | 3.5″(89mm) | Black Bracket | EUDB-0000-NB | **$93.49** |
| | | | White Bracket | EUDB-0000-NW | **93.49** |

**Features**
- Includes bracket and mounting hardware.
- For use with 3, 4 or 6 port Enhanced Power Module and 2-6 port Seamless Enhanced Power Modules.
- Available in black or white.
- Mounts to worksurface edge.

**Specification Tips**
- Specify Enhanced Power Module separately.
- Requires field installation.
- Application may require approval of local authority having jurisdiction (AHJ); ensure compliance before placing orders and installation.
- Designed to be used with knife edge or pillowed knife edge worksurfaces.

**To Order, Specify:**

1) Product number.
(No finish specification required.)

# Electrical Components

Enhanced Power Module Brackets

## Above Worksurface – Adjustable with Tackboard Offset

| Height | Width | Length | Description | Number | Price |
|---|---|---|---|---|---|
| 4″(102mm) | 3.5″(89mm) | 3.5″(89mm) | Black Bracket | EUDB-0000-TB | **$64.81** |
| | | | White Bracket | EUDB-0000-TW | **64.81** |

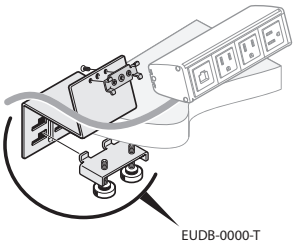

EUDB-0000-T

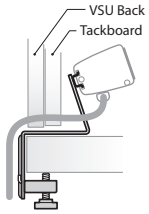


Side View Detail

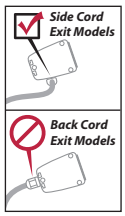


EUDB-0000-T

### Features

- Includes bracket and mounting hardware.
- For use with 3, 4 or 6 port Enhanced Power Module and 2-6 port Seamless Enhanced Power Modules.
- Available in black or white.
- Mounts to back edge of 1.125″(29mm) to 2″(51mm) worktop when a tackboard is present.

### Specification Tips

- Specify Enhanced Power Module separately.
- Requires field installation.
- Application may require approval of local authority having jurisdiction (AHJ); ensure compliance before placing orders and installation.

### To Order, Specify:

1) Product number.
(No finish specification required.)

## Above Worksurface – Fixed

| | | | | | |
|---|---|---|---|---|---|
| 4.25″(107mm) | 3″(76mm) | 2″(51mm) | Black Bracket | EUDB-0000-WB | **$64.81** |
| | | | White Bracket | EUDB-0000-WW | **64.81** |

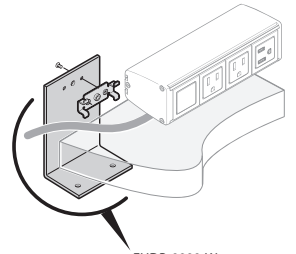

EUDB-0000-W

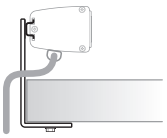

Side View Detail

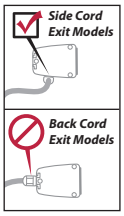


EUDB-0000-W

### Features

- Includes bracket and mounting hardware.
- For use with 3, 4 or 6 port Enhanced Power Module and 2-6 port Seamless Enhanced Power Modules.
- Available in black or white.
- Mounts under worksurface with Enhanced Power Module above worksurface.

### Specification Tips

- Specify Enhanced Power Module separately.
- Requires field installation.
- Application may require approval of local authority having jurisdiction (AHJ); ensure compliance before placing orders and installation.

### To Order, Specify:

1) Product number.
(No finish specification required.)

## Under Worksurface – Fixed

| | | | | | |
|---|---|---|---|---|---|
| 2″(51mm) | 3″(76mm) | 2.5″(64mm) | Black Bracket | EUDB-0000-UB | **$64.81** |
| | | | White Bracket | EUDB-0000-UW | **64.81** |

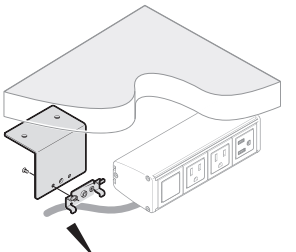

EUDB-0000-U

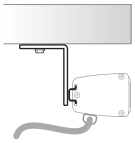

Side View Detail




EUDB-0000-U

### Features

- Includes bracket and mounting hardware.
- For use with 3, 4 or 6 port Enhanced Power Module and 2-6 port Seamless Enhanced Power Modules.
- Available in black or white.
- Mounts under worksurface with offset to accommodate most transformer plugs.

### Specification Tips

- Specify Enhanced Power Module separately.
- Requires field installation.
- Application may require approval of local authority having jurisdiction (AHJ); ensure compliance before placing orders and installation.

### To Order, Specify:

1) Product number.
(No finish specification required.)



Class YA – SIN 33721; Discount Group XII
Canadian Conversion Factor: Refer to haworth.com/Canada

# Electrical Components

## Enhanced Power Module Brackets

### For Use with Side Car — Basic

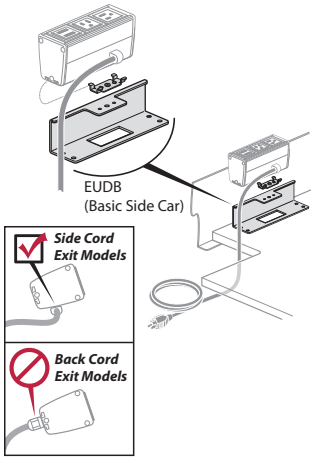


EUDB-0000-SB

| Height | Width | Length | Description | Number | Price |
|---|---|---|---|---|---|
| 4″(102mm) | 3.5″(89mm) | 3.5″(89mm) | Black Bracket | EUDB-0000-SBB | **$93.49** |
| | | | White Bracket | EUDB-0000-SBW | **93.49** |

**Features**
- Includes bracket and mounting hardware.
- For use with 3 port Enhanced Power Module.
- Available in black or white.
- Mounts to bottom shelf of Side Car - Basic.

**Specification Tips**
- Designed to be used with Side Car - Basic only.
- Specify Enhanced Power Module separately.
- Requires field installation.
- Application may require approval of local authority having jurisdiction (AHJ); ensure compliance before placing orders and installation.

**To Order, Specify:**

1) Product number.
(No finish specification required.)

### For Use with Side Car — Deluxe

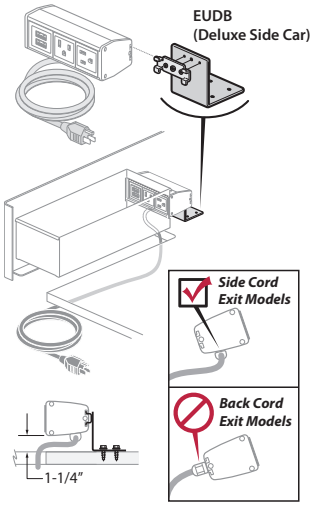


EUDB-0000-SD

| | | | | | |
|---|---|---|---|---|---|
| 4″(102mm) | 3.5″(89mm) | 3.5″(89mm) | Black Bracket | EUDB-0000-SDB | **$64.81** |
| | | | White Bracket | EUDB-0000-SDW | **64.81** |

**Features**
- Includes bracket and mounting hardware.
- For use with 3 port Enhanced Power Module.
- Available in black or white.
- Mounts to drop in Accessory Box with power cutout.

**Specification Tips**
- Designed to be used with Side Car - Deluxe only.
- Specify Enhanced Power Module separately.
- Requires field installation.
- Application may require approval of local authority having jurisdiction (AHJ); ensure compliance before placing orders and installation.

**To Order, Specify:**

1) Product number.
(No finish specification required.)

# Electrical Components

Enhanced Power Module Bracket

| | Height | Width | Depth | Trim Color | Number | Price |
|---|---|---|---|---|---|---|
| **For Use with X Series** | 5”(127mm) | 2.375”(60mm) | 1.125”(29mm) | Black | EUDB-0000-JB | **$64.81** |
| | | | | White | EUDB-0000-JW | **$64.81** |

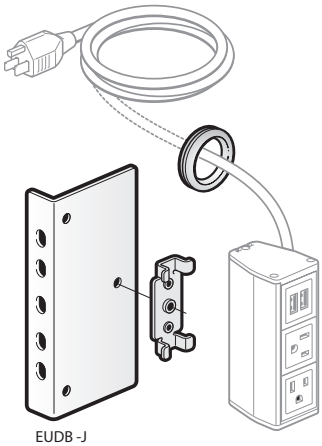

EUDB -J

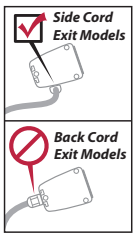


EUDB-J

### Features

- Includes bracket, grommet and mounting hardware.
- Field installed.

### Specification Tips

- Bracket designed to be used with X Series Enhanced Power Module only.
- Designed to be used in open storage cavities of lockers, group lockers, cubby lockers and combination units.
- Cannot be used in drawers or personal storage towers.
- A 1.25”(32mm) diameter Greenlee punch is recommended to punch the power hole through the back of our products (lockers).
- Application may require approval of local authority having jurisdiction (AHJ); ensure compliance before placing orders and installation.

### To Order, Specify:

1) Product number.

PAGE UPDATE
Click Here for Details

# Electrical Components

## Enhanced Power Module Brackets

| | Height | Width | Length | Description | Number | Price |
|---|---|---|---|---|---|---|
| **For use with Suite Lower Storage – Mounts to the Inner Back of the Cabinet** | 1.75″(44mm) | 2″(51mm) | 3.375″(85mm) | Black Bracket | EUDB-0000-BB | **$64.81** |
| | | | | White Bracket | EUDB-0000-BW | **64.81** |

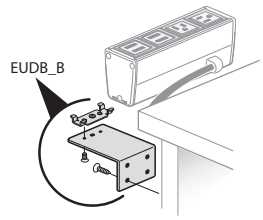


Side View

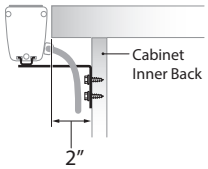


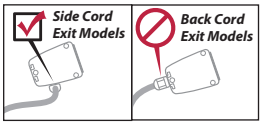


EUDB-0000-B

### Features

- Includes bracket and mounting hardware.
- For use with 3, 4 or 6 port Enhanced Power Module on Suite cabinets and 2-6 port Seamless Enhanced Power Modules.
- Available in black or white.
- Mounts to inner back of cabinet to position Enhanced Power Module at back edge of worktop.

### Specification Tips

- Specify Enhanced Power Module separately.
- Requires field installation.
- Requires field cut of brush at back edge of cabinet.
- Power Module face must be mounted above worktop to accommodate transformer plugs.
- Application may require approval of local authority having jurisdiction (AHJ); ensure compliance before placing orders and installation.

### To Order, Specify:

1) Product number.
(No finish specification required.)

| | | | | | | |
|---|---|---|---|---|---|---|
| **For use with Suite Lower Storage – Mounts to Storage Top** | 2″(51mm) | 2″(51mm) | 3″(85mm) | Black Bracket | EUDB-0000-CB | **$64.81** |
| | | | | White Bracket | EUDB-0000-CW | **64.81** |

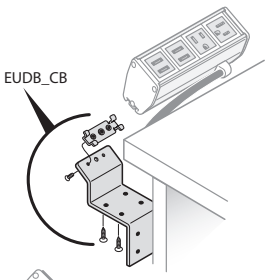


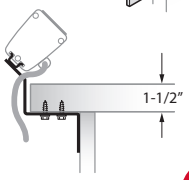


Side Views

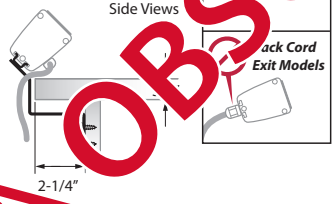


### Features

- Includes bracket and mounting hardware.
- For use with 3, 4 or 6 port Enhanced Power Module on Suite cabinets and 2-6 port Seamless Enhanced Power Modules.
- Available in black or white.
- Mounts to bottom of worktop for 2H or inner back for 1.5h.
- Mounts to bottom of worktop to position Enhanced Power Module at 45° angle back edge of worktop.

### Specification Tips

- Specify Enhanced Power Module separately.
- Requires field installation.
- Requires field cut of brush at back edge of cabinet.
- Application may require approval of local authority having jurisdiction (AHJ); ensure compliance before placing orders and installation.

### To Order, Specify:

1) Product number.
(No finish specification required.)

OBSOLETED | November 2022

PAGE UPDATE
Click Here for Details

# Electrical Components

Enhanced Power Module Brackets

| | Height | Width | Length | Description | Number | Price |
|---|---|---|---|---|---|---|
| **For use with Suite Technology Access Blotter and Utility Cabinet** | 1.375″(35mm) | 2″(51mm) | 2″(51mm) | Black Bracket | EUDB-0000-AB | **$64.81** |
| | | | | White Bracket | EUDB-0000-AW | **64.81** |

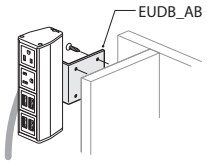


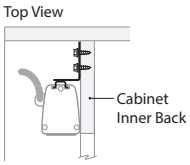


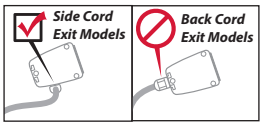


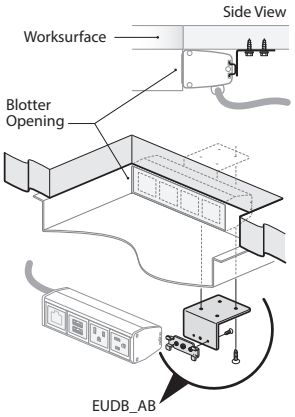


EUDB-0000-A

## Features

- Includes bracket and mounting hardware.
- For use with 4 port Enhanced Power Module under Suite blotter.
- Mounts to bottom of work top adjacent to blotter opening.
- For use with 3, 4 or 6 port Enhanced Power Module in Suite utility cabinet and 2-6 port Seamless Enhanced Power Modules.
- Mounts to inner back of Suite utility cabinet.
- Available in black or white.

## Specification Tips

- Specify Enhanced Power Module separately.
- Requires field installation.
- Application may require approval of local authority having jurisdiction (AHJ); ensure compliance before placing orders and installation.

## To Order, Specify:

1) Product number.
(No finish specification required.)

OBSOLETED | November 2022

# Electrical Components

Flip Top Unit with Smooth Bezel – Corded – Single-Sided

## Power, Data and USB

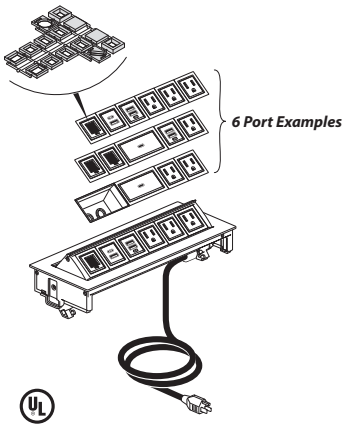


EUC1-PF0P-311010

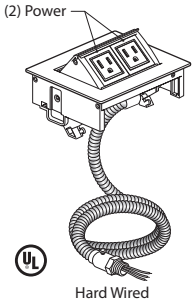


EUC1-PF0P-200000

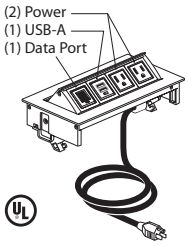


EUC1-PF0P-210010

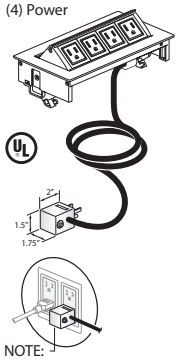


NOTE:
Always Circuit Breaker Plug when more than three power outlets specified.

EUC1-PF0P-400000

## Features

- Includes flip top with smooth bezel module with 2, 4, or 6 ports configured with simplex outlets (NEMA 5-15R), USB charging port (USB-A, USB-C 60W, Smart USB-A+C ), data port(s) or cable bay, and mounting hardware.
- The Smart USB-A+C allows for the 20W to be transferred between the 2 ports. If the USB-A is being used, the full wattage is sent to the USB-A, and the same for the USB-C. If both are being used, the wattage is distributed to each port and the port drawing the most power will receive more watts than the one that is not.
- Data jack adapters accommodate most varieties of field supplied data jacks or separately specified AV cables. Occupies one port.
- Each cable bay can accept up to two pull out data/AV cables. Occupies two ports.
- USB-A provides two 10W charging ports. Occupies one port.
- Smart USB-A+C can provide fast charge for a mobile phone and tablets. Occupies one charging port.
- USB-C 60W can charge phone, tablets and some laptops. Occupies two ports.
- Smooth bezel is painted and features non mitered corners.
- Port color is either black or white based on smooth bezel color.
- Flip top unit is flush mounted with spring release cover.
- Flip top unit overall height is 2.75"(70mm) and will extend below the table top.
- Corded power module available with 15 amp - 6'(1829mm) or 10'(3048mm) long cord with plug (NEMA 5-15P).
- Ships assembled.

## Specification Tips

- **Configuration and quantity of ports cannot be modified in the field.**
- **For use with 120 volt 60 hertz power source only.**
- Requires field installation.
- Specify factory cut hole or field cut hole as required.
- Specify AV cables separately.
- Cable Bay requires cables less than 0.3"(7.6mm) diameter.
- Corded flip top units with four or more receptacles utilize a circuit breaker plug that may block adjacent building receptacle outlet.
- Application may require approval of local authority having jurisdiction (AHJ); ensure compliance before placing orders and installation.

### *2, 4, and 6 Port Examples*

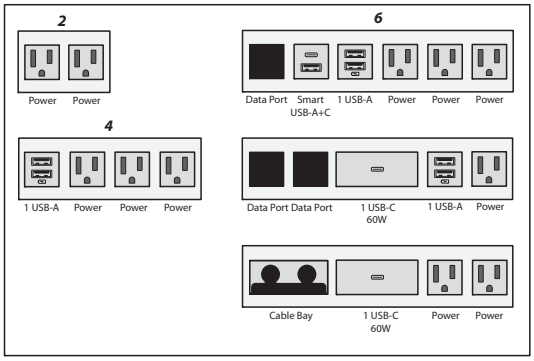


## To Order, Specify:

1) Product number.
2) Finish color for Bezel/Port.
   TR-PM1 Silver/White
   TR-PM2 Midnight Black/Black
   TR-PM8 Matte White/White
   TR-PM9 Matte Grey/Black

**Note: Order flip top units to match flip top unit cutout option specified for each top (A/B, F/V or J/K).**

PAGE UPDATE
Click Here for Details

# Electrical Components

## Flip Top Unit with Smooth Bezel – Corded – Single-Sided

| Bezel Width | Bezel Depth | Cord Length | Port | Configuration | Flip Top Unit Cutout Code Options | Number | Price |
|---|---|---|---|---|---|---|---|
| | | 6′ (1829mm) | 2 | 1 Receptacle, 1 Data Port | A, B | EUC1-PF0P-100010 | **$509.44** |
| | | | | 1 Receptacle, 1 Smart USB-A+C Charging | A, B | EUC1-PF0P-101000 | **629.34** |
| | | | | 1 Receptacle, 1 USB-A Charging | A, B | EUC1-PF0P-110000 | **584.01** |
| | | | | 2 Receptacles | A, B | EUC1-PF0P-200000 | **509.44** |
| | | | 4 | 1 Receptacle, 1 USB-A Charging, 1 Cable Bay | F, V | EUC1-PF0P-110001 | **$604.71** |
| | | | | 1 Receptacle, 1 USB-A Charging, 1 Smart USB-A+C Charging, 1 Data Port | F, V | EUC1-PF0P-111010 | **724.61** |
| | | | | 1 Receptacle, 1 Smart USB-A+C Charging, 1 Cable Bay | F, V | EUC1-PF0P-101001 | **650.04** |
| | | | | 1 Receptacle, 1 USB-C 60W Charging, 1 Data Port | F, V | EUC1-PF0P-100110 | **788.90** |
| | | | | 2 Receptacles, 1 Cable Bay | F, V | EUC1-PF0P-200001 | **530.14** |
| | | | | 2 Receptacles, 1 USB-C 60W Charging | F, V | EUC1-PF0P-200100 | **788.90** |
| | | | | 2 Receptacles, 1 USB-A Charging, 1 Data Port | F, V | EUC1-PF0P-210010 | **604.71** |
| | | | | 2 Receptacles, 1 Smart USB-A+C Charging, 1 Data Port | F, V | EUC1-PF0P-201010 | **650.04** |
| | | | | 2 Receptacles, 2 Data Ports | F, V | EUC1-PF0P-200020 | **530.14** |
| | | | | 2 Receptacles, 2 USB-A Charging | F, V | EUC1-PF0P-220000 | **679.28** |
| | | | | 2 Receptacles, 2 Smart USB-A+C Charging | F, V | EUC1-PF0P-202000 | **769.94** |
| | | | | 3 Receptacles, 1 Data Port | F, V | EUC1-PF0P-300010 | **530.14** |
| | | | | 3 Receptacles, 1 USB-A Charging | F, V | EUC1-PF0P-310000 | **604.71** |
| | | | | 3 Receptacles, 1 Smart USB-A+C Charging | F, V | EUC1-PF0P-301000 | **650.04** |
| | | | | 4 Receptacles | F, V | EUC1-PF0P-400000 | **530.14** |
| | | | 6 | 1 Receptacle, 1 USB-A Charging, 1 Smart USB-A+C Charging, 1 Data Port, 1 Cable Bay | J, K | EUC1-PF0P-111011 | **$734.96** |
| | | | | 1 Receptacle, 1 USB-A Charging, 1 USB-C 60W Charging, 2 Data Ports | J, K | EUC1-PF0P-110120 | **873.82** |
| | | | | 1 Receptacle, 1 USB-A Charging, 2 Data Ports, 1 Cable Bay | J, K | EUC1-PF0P-110021 | **615.06** |
| | | | | 1 Receptacle, 1 Smart USB-A+C Charging, 2 Data Ports, 1 Cable Bay | J, K | EUC1-PF0P-101021 | **660.39** |
| | | | | 1 Receptacle, 1 USB-C 60W Charging, 1 Data Port, 1 Cable Bay | J, K | EUC1-PF0P-100111 | **799.25** |
| | | | | 2 Receptacles, 1 USB-A Charging, 1 Smart USB-A+C Charging, 1 Cable Bay | J, K | EUC1-PF0P-211001 | **734.96** |
| | | | | 2 Receptacles, 1 USB-A Charging, 1 Smart USB-A+C Charging, 2 Data Ports | J, K | EUC1-PF0P-211020 | **734.96** |
| | | | | 2 Receptacles, 1 USB-A Charging, 3 Data Ports | J, K | EUC1-PF0P-210030 | **615.06** |
| | | | | 2 Receptacles, 1 Smart USB-A+C Charging, 3 Data Ports | J, K | EUC1-PF0P-201030 | **660.39** |
| | | | | 2 Receptacles, 1 USB-C 60W Charging, 1 Cable Bay | J, K | EUC1-PF0P-200101 | **799.25** |
| | | | | 2 Receptacles, 1 USB-C 60W Charging, 2 Data Ports | J, K | EUC1-PF0P-200120 | **799.25** |
| | | | | 2 Receptacles, 2 Data Ports, 1 Cable Bay | J, K | EUC1-PF0P-200021 | **540.49** |
| | | | | 2 Receptacles, 4 Data Ports | J, K | EUC1-PF0P-200040 | **540.49** |
| | | | | 3 Receptacles, 1 Data Port, 1 Cable Bay | J, K | EUC1-PF0P-300011 | **540.49** |
| | | | | 3 Receptacles, 1 USB-A Charging, 1 Cable Bay | J, K | EUC1-PF0P-310001 | **615.06** |
| | | | | 3 Receptacles, 1 USB-A Charging, 1 Smart USB-A+C Charging, 1 Data Port | J, K | EUC1-PF0P-311010 | **734.96** |
| | | | | 3 Receptacles, 1 USB-A Charging, 2 Data Ports | J, K | EUC1-PF0P-310020 | **615.06** |
| | | | | 3 Receptacles, 1 Smart USB-A+C Charging, 1 Cable Bay | J, K | EUC1-PF0P-301001 | **660.39** |
| | | | | 3 Receptacles, 1 Smart USB-A+C Charging, 2 Data Ports | J, K | EUC1-PF0P-301020 | **660.39** |
| | | | | 3 Receptacles, 1 USB-C 60W Charging, 1 Data Port | J, K | EUC1-PF0P-300110 | **799.25** |
| | | | | 3 Receptacles, 3 Data Ports | J, K | EUC1-PF0P-300030 | **540.49** |
| | | | | 4 Receptacles, 2 Smart USB-A+C Charging | J, K | EUC1-PF0P-402000 | **780.29** |
| | | | | 4 Receptacles, 1 Cable Bay | J, K | EUC1-PF0P-400001 | **540.49** |
| | | | | 4 Receptacles, 1 USB-A Charging, 1 Data Port | J, K | EUC1-PF0P-410010 | **615.06** |
| | | | | 4 Receptacles, 1 USB-A Charging, 1 Smart USB-A+C Charging | J, K | EUC1-PF0P-411000 | **734.96** |
| | | | | 4 Receptacles, 1 Smart USB-A+C Charging, 1 Data Port | J, K | EUC1-PF0P-401010 | **660.39** |
| | | | | 4 Receptacles, 1 USB-C 60W Charging | J, K | EUC1-PF0P-400100 | **799.25** |
| | | | | 4 Receptacles, 2 Data Ports | J, K | EUC1-PF0P-400020 | **540.49** |
| | | | | 4 Receptacles, 2 USB-A Charging | J, K | EUC1-PF0P-420000 | **689.63** |
| | | | | 5 Receptacles, 1 Data Port | J, K | EUC1-PF0P-500010 | **540.49** |
| | | | | 5 Receptacles, 1 USB-A Charging | J, K | EUC1-PF0P-510000 | **615.06** |
| | | | | 5 Receptacles, 1 Smart USB-A+C Charging | J, K | EUC1-PF0P-501000 | **660.39** |
| | | | | 6 Receptacles | J, K | EUC1-PF0P-600000 | **540.49** |



Class YA – GSA: Open Market
Canadian Conversion Factor: Refer to haworth.com/Canada

PAGE UPDATE
Click Here for Details

# Electrical Components

## Flip Top Unit with Smooth Bezel – Corded – Single-Sided

| Bezel Width | Bezel Depth | Cord Length | Port | Configuration | Flip Top Unit Cutout Code Options | Number | Price |
|---|---|---|---|---|---|---|---|
| | | 10′ (3048mm) | 2 | 1 Receptacle, 1 Data Port | A, B | EUC1-PJ0P-100010 | **$560.22** |
| | | | | 1 Receptacle, 1 Smart USB-A+C Charging | A, B | EUC1-PJ0P-101000 | **680.12** |
| | | | | 1 Receptacle, 1 Dual USB-A Charging | A, B | EUC1-PJ0P-110000 | **634.79** |
| | | | | 2 Receptacles | A, B | EUC1-PJ0P-200000 | **560.22** |
| | | | 4 | 1 Receptacle, 1 Dual USB-A Charging, 1 Cable Bay | F, V | EUC1-PJ0P-110001 | **$655.49** |
| | | | | 1 Receptacle, 1 Dual USB-A Charging, 1 Smart USB-A+C Charging, 1 Data Port | F, V | EUC1-PJ0P-111010 | **775.39** |
| | | | | 1 Receptacle, 1 Smart USB-A+C Charging, 1 Cable Bay | F, V | EUC1-PJ0P-101001 | **700.82** |
| | | | | 1 Receptacle, 1 USB-C 60W Charging, 1 Data Port | F, V | EUC1-PJ0P-100110 | **839.68** |
| | | | | 2 Receptacles, 1 Cable Bay | F, V | EUC1-PJ0P-200001 | **580.92** |
| | | | | 2 Receptacles, 1 Dual USB-A Charging, 1 Data Port | F, V | EUC1-PJ0P-210010 | **655.49** |
| | | | | 2 Receptacles, 1 Smart USB-A+C Charging, 1 Data Port | F, V | EUC1-PJ0P-201010 | **700.82** |
| | | | | 2 Receptacles, 1 USB-C 60W Charging | F, V | EUC1-PJ0P-200100 | **839.68** |
| | | | | 2 Receptacles, 2 Data Ports | F, V | EUC1-PJ0P-200020 | **580.92** |
| | | | | 2 Receptacles, 2 Dual USB-A Charging | F, V | EUC1-PJ0P-220000 | **730.06** |
| | | | | 2 Receptacles, 2 Smart USB-A+C Charging | F, V | EUC1-PJ0P-202000 | **820.72** |
| | | | | 3 Receptacles, 1 Data Port | F, V | EUC1-PJ0P-300010 | **580.92** |
| | | | | 3 Receptacles, 1 Dual USB-A Charging | F, V | EUC1-PJ0P-310000 | **655.49** |
| | | | | 3 Receptacles, 1 Smart USB-A+C Charging | F, V | EUC1-PJ0P-301000 | **700.82** |
| | | | | 4 Receptacles | F, V | EUC1-PJ0P-400000 | **580.92** |
| | | | 6 | 1 Receptacle, 1 Dual USB-A Charging, 1 Smart USB-A+C Charging, 1 Data Port, 1 Cable Bay | J, K | EUC1-PJ0P-111011 | **$785.74** |
| | | | | 1 Receptacle, 1 Dual USB-A Charging, 1 USB-C 60W Charging, 2 Data Ports | J, K | EUC1-PJ0P-110120 | **924.60** |
| | | | | 1 Receptacle, 1 Dual USB-A Charging, 2 Data Ports, 1 Cable Bay | J, K | EUC1-PJ0P-110021 | **665.84** |
| | | | | 1 Receptacle, 1 Smart USB-A+C Charging, 2 Data Ports, 1 Cable Bay | J, K | EUC1-PJ0P-101021 | **711.17** |
| | | | | 1 Receptacle, 1 USB-C 60W Charging, 1 Data Port, 1 Cable Bay | J, K | EUC1-PJ0P-100111 | **850.03** |
| | | | | 2 Receptacles, 1 Dual USB-A Charging, 1 Smart USB-A+C Charging, 1 Cable Bay | J, K | EUC1-PJ0P-211001 | **785.74** |
| | | | | 2 Receptacles, 1 Dual USB-A Charging, 1 Smart USB-A+C Charging, 2 Data Ports | J, K | EUC1-PJ0P-211020 | **785.74** |
| | | | | 2 Receptacles, 1 Dual USB-A Charging, 3 Data Ports | J, K | EUC1-PJ0P-210030 | **665.84** |
| | | | | 2 Receptacles, 1 Smart USB-A+C Charging, 3 Data Ports | J, K | EUC1-PJ0P-201030 | **711.17** |
| | | | | 2 Receptacles, 1 USB-C 60W Charging, 1 Cable Bay | J, K | EUC1-PJ0P-200101 | **850.03** |
| | | | | 2 Receptacles, 1 USB-C 60W Charging, 2 Data Ports | J, K | EUC1-PJ0P-200120 | **850.03** |
| | | | | 2 Receptacles, 2 Data Ports, 1 Cable Bay | J, K | EUC1-PJ0P-200021 | **591.27** |
| | | | | 2 Receptacles, 4 Data Ports | J, K | EUC1-PJ0P-200040 | **591.27** |
| | | | | 3 Receptacles, 1 Data Port, 1 Cable Bay | J, K | EUC1-PJ0P-300011 | **591.27** |
| | | | | 3 Receptacles, 1 Dual USB-A Charging, 1 Cable Bay | J, K | EUC1-PJ0P-310001 | **665.84** |
| | | | | 3 Receptacles, 1 Dual USB-A Charging, 1 Smart USB-A+C Charging, 1 Data Port | J, K | EUC1-PJ0P-311010 | **785.74** |
| | | | | 3 Receptacles, 1 Dual USB-A Charging, 2 Data Ports | J, K | EUC1-PJ0P-310020 | **665.84** |
| | | | | 3 Receptacles, 1 Smart USB-A+C Charging, 1 Cable Bay | J, K | EUC1-PJ0P-301001 | **711.17** |
| | | | | 3 Receptacles, 1 Smart USB-A+C Charging, 2 Data Ports | J, K | EUC1-PJ0P-301020 | **711.17** |
| | | | | 3 Receptacles, 1 USB-C 60W Charging, 1 Data Port | J, K | EUC1-PJ0P-300110 | **850.03** |
| | | | | 3 Receptacles, 3 Data Ports | J, K | EUC1-PJ0P-300030 | **591.27** |
| | | | | 4 Receptacles, 1 Cable Bay | J, K | EUC1-PJ0P-400001 | **591.27** |
| | | | | 4 Receptacles, 1 Dual USB-A Charging, 1 Data Port | J, K | EUC1-PJ0P-410010 | **665.84** |
| | | | | 4 Receptacles, 1 Dual USB-A Charging, 1 Smart USB-A+C Charging | J, K | EUC1-PJ0P-411000 | **785.74** |
| | | | | 4 Receptacles, 1 Smart USB-A+C Charging, 1 Data Port | J, K | EUC1-PJ0P-401010 | **711.17** |
| | | | | 4 Receptacles, 1 USB-C 60W Charging | J, K | EUC1-PJ0P-400100 | **850.03** |
| | | | | 4 Receptacles, 2 Data Ports | J, K | EUC1-PJ0P-400020 | **591.27** |
| | | | | 4 Receptacles, 2 Dual USB-A Charging | J, K | EUC1-PJ0P-420000 | **740.41** |
| | | | | 4 Receptacles, 2 Smart USB-A+C Charging | J, K | EUC1-PJ0P-402000 | **831.07** |
| | | | | 5 Receptacles, 1 Data Port | J, K | EUC1-PJ0P-500010 | **591.27** |
| | | | | 5 Receptacles, 1 Dual USB-A Charging | J, K | EUC1-PJ0P-510000 | **665.84** |
| | | | | 5 Receptacles, 1 Smart USB-A+C Charging | J, K | EUC1-PJ0P-501000 | **711.17** |
| | | | | 6 Receptacles | J, K | EUC1-PJ0P-600000 | **591.27** |

This page intentionally blank

# Electrical Components

Flip Top Unit with Smooth Bezel — Corded — Double-Sided

## Power, Data and USB

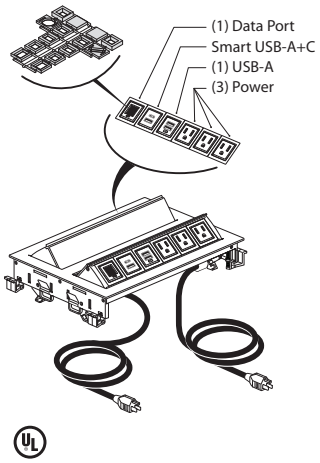


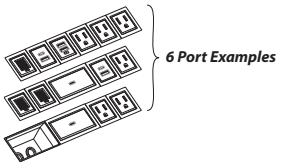


EUC2-PF0P-311010

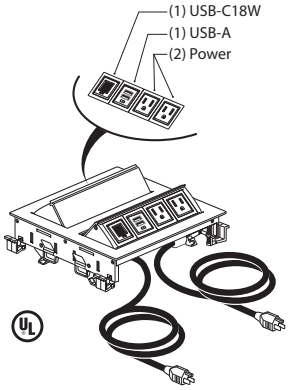


EUC2-PF0P-210010

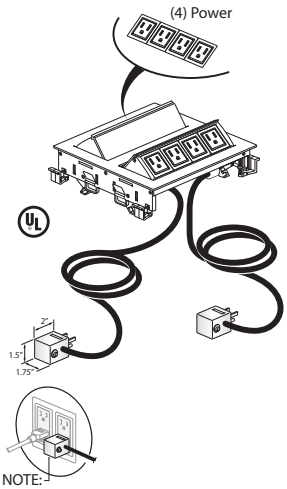


NOTE:
Always Circuit Breaker Plug when more than three power outlets specified.

EUC2-PF0P-400000

## Features

- Includes double flip top with smooth bezel module with 2, 4, or 6 ports configured with simplex outlets (NEMA 5-15R), USB charging port (USB-A, USB-C 60W, Smart USB-A+C ), data port(s) or cable bay, and mounting hardware.
- The Smart USB-A+C allows for the 20W to be transferred between the 2 ports. If the USB-A is being used, the full wattage is sent to the USB-A, and the same for the USB-C. If both are being used, the wattage is distributed to each port and the port drawing the most power will receive more watts than the one that is not.
- Data jack adapters accommodate most varieties of field supplied data jacks or separately specified AV cables. Occupies one port.
- Each cable bay can accept up to two pull out data/AV cables. Occupies two ports.
- USB-A provides two 10W charging ports. Occupies one port.
- Smart USB-A+C can provide fast charge for a mobile phone and tablets. Occupies one charging port.
- USB-C 60W can charge phone, tablets and some laptops. Occupies two ports.
- Smooth bezel is painted and features non mitered corners.
- Port color is either black or white based on smooth bezel color.
- Flip top unit is flush mounted with spring release cover.
- Flip top unit overall height is 2.75″(70mm) and will extend below the table top.
- Corded power module available with two 15 amp - 6′(1829mm) or 10′(3048mm) long cord with plug (NEMA 5-15P).
- Ships assembled.

## Specification Tips

- **Configuration and quantity of ports cannot be modified in the field.**
- **For use with 120 volt 60 hertz power source only.**
- Requires field installation.
- Specify factory cut hole or field cut hole as required.
- Specify AV cables separately.
- Cable Bay requires cables less than 0.3″(7.6mm) diameter.
- Corded flip top units with four receptacles utilize a circuit breaker plug that may block adjacent building receptacle outlet.
- Application may require approval of local authority having jurisdiction (AHJ); ensure compliance before placing orders and installation.

**Note:** Two cord feeds are provided from the double-sided flip top unit.

## To Order, Specify:

1) Product number.
2) Finish color for Bezel/Port.
   TR-PM1 Silver/White
   TR-PM2 Midnight Black/Black
   TR-PM8 Matte White/White
   TR-PM9 Matte Grey/Black

**Note: Order flip top units to match flip top unit cutout option specified for each top (M/P or Q/T).**

PAGE UPDATE
Click Here for Details

# Electrical Components

## Flip Top Unit with Smooth Bezel — Corded — Double-Sided

| Bezel Width | Bezel Depth | Cord Length | Port | Configuration | Flip Top Unit Cutout Code Options | Number | Price |
|---|---|---|---|---|---|---|---|
| | | 6′ (1829mm) | 4 | 1 Receptacle, 1 Dual USB-A Charging, 1 Cable Bay | M, P | EUC2-PF0P-110001 | **$1151.82** |
| | | | | 1 Receptacle, 1 Dual USB-A Charging, 1 Smart USB-A+C Charging, 1 Data Port | M, P | EUC2-PF0P-111010 | **1271.72** |
| | | | | 1 Receptacle, 1 Smart USB-A+C Charging, 1 Cable Bay | M, P | EUC2-PF0P-101001 | **1197.15** |
| | | | | 1 Receptacle, 1 USB-C 60W Charging, 1 Data Port | M, P | EUC2-PF0P-100110 | **1336.01** |
| | | | | 2 Receptacles, 1 USB-C 60W Charging | M, P | EUC2-PF0P-200100 | **1336.01** |
| | | | | 2 Receptacles, 1 Cable Bay | M, P | EUC2-PF0P-200001 | **1077.25** |
| | | | | 2 Receptacles, 1 Dual USB-A Charging, 1 Data Port | M, P | EUC2-PF0P-210010 | **1151.82** |
| | | | | 2 Receptacles, 1 Smart USB-A+C Charging, 1 Data Port | M, P | EUC2-PF0P-201010 | **1197.15** |
| | | | | 2 Receptacles, 2 Data Ports | M, P | EUC2-PF0P-200020 | **1077.25** |
| | | | | 2 Receptacles, 2 Dual USB-A Charging | M, P | EUC2-PF0P-220000 | **1226.39** |
| | | | | 2 Receptacles, 2 Smart USB-A+C Charging | M, P | EUC2-PF0P-202000 | **1317.05** |
| | | | | 3 Receptacles, 1 Data Port | M, P | EUC2-PF0P-300010 | **1077.25** |
| | | | | 3 Receptacles, 1 Dual USB-A Charging | M, P | EUC2-PF0P-310000 | **1151.82** |
| | | | | 3 Receptacles, 1 Smart USB-A+C Charging | M, P | EUC2-PF0P-301000 | **1197.15** |
| | | | | 4 Receptacles | M, P | EUC2-PF0P-400000 | **1077.25** |
| | | | 6 | 1 Receptacle, 1 Dual USB-A Charging, 1 Smart USB-A+C Charging, 1 Data Port, 1 Cable Bay | Q, T | EUC2-PF0P-111011 | **$1313.12** |
| | | | | 1 Receptacle, 1 Dual USB-A Charging, 1 USB-C 60W Charging, 2 Data Ports | Q, T | EUC2-PF0P-110120 | **1451.98** |
| | | | | 1 Receptacle, 1 Dual USB-A Charging, 2 Data Ports, 1 Cable Bay | Q, T | EUC2-PF0P-110021 | **1193.22** |
| | | | | 1 Receptacle, 1 Smart USB-A+C Charging, 2 Data Ports, 1 Cable Bay | Q, T | EUC2-PF0P-101021 | **1238.55** |
| | | | | 1 Receptacle, 1 USB-C 60W Charging, 1 Data Port, 1 Cable Bay | Q, T | EUC2-PF0P-100111 | **1377.41** |
| | | | | 2 Receptacles, 1 Dual USB-A Charging, 1 Smart USB-A+C Charging, 1 Cable Bay | Q, T | EUC2-PF0P-211001 | **1313.12** |
| | | | | 2 Receptacles, 1 Dual USB-A Charging, 1 Smart USB-A+C Charging, 2 Data Ports | Q, T | EUC2-PF0P-211020 | **1313.12** |
| | | | | 2 Receptacles, 1 Dual USB-A Charging, 3 Data Ports | Q, T | EUC2-PF0P-210030 | **1193.22** |
| | | | | 2 Receptacles, 1 Smart USB-A+C Charging, 3 Data Ports | Q, T | EUC2-PF0P-201030 | **1238.55** |
| | | | | 2 Receptacles, 1 USB-C 60W Charging, 1 Cable Bay | Q, T | EUC2-PF0P-200101 | **1377.41** |
| | | | | 2 Receptacles, 1 USB-C 60W Charging, 2 Data Ports | Q, T | EUC2-PF0P-200120 | **1377.41** |
| | | | | 2 Receptacles, 2 Data Ports, 1 Cable Bay | Q, T | EUC2-PF0P-200021 | **1118.65** |
| | | | | 2 Receptacles, 4 Data Ports | Q, T | EUC2-PF0P-200040 | **1118.65** |
| | | | | 3 Receptacles, 1 Data Port, 1 Cable Bay | Q, T | EUC2-PF0P-300011 | **1118.65** |
| | | | | 3 Receptacles, 1 Dual USB-A Charging, 1 Cable Bay | Q, T | EUC2-PF0P-310001 | **1193.22** |
| | | | | 3 Receptacles, 1 Dual USB-A Charging, 1 Smart USB-A+C Charging, 1 Data Port | Q, T | EUC2-PF0P-311010 | **1313.12** |
| | | | | 3 Receptacles, 1 Dual USB-A Charging, 2 Data Ports | Q, T | EUC2-PF0P-310020 | **1193.22** |
| | | | | 3 Receptacles, 1 Smart USB-A+C Charging, 1 Cable Bay | Q, T | EUC2-PF0P-301001 | **1238.55** |
| | | | | 3 Receptacles, 1 Smart USB-A+C Charging, 2 Data Ports | Q, T | EUC2-PF0P-301020 | **1238.55** |
| | | | | 3 Receptacles, 1 USB-C 60W Charging, 1 Data Port | Q, T | EUC2-PF0P-300110 | **1377.41** |
| | | | | 3 Receptacles, 3 Data Ports | Q, T | EUC2-PF0P-300030 | **1118.65** |
| | | | | 4 Receptacles, 2 Dual USB-A Charging | Q, T | EUC2-PF0P-420000 | **1267.79** |
| | | | | 4 Receptacles, 1 Cable Bay | Q, T | EUC2-PF0P-400001 | **1118.65** |
| | | | | 4 Receptacles, 1 Dual USB-A Charging, 1 Data Port | Q, T | EUC2-PF0P-410010 | **1193.22** |
| | | | | 4 Receptacles, 1 Dual USB-A Charging, 1 Smart USB-A+C Charging | Q, T | EUC2-PF0P-411000 | **1313.12** |
| | | | | 4 Receptacles, 1 Smart USB-A+C Charging, 1 Data Port | Q, T | EUC2-PF0P-401010 | **1238.55** |
| | | | | 4 Receptacles, 1 USB-C 60W Charging | Q, T | EUC2-PF0P-400100 | **1377.41** |
| | | | | 4 Receptacles, 2 Data Ports | Q, T | EUC2-PF0P-400020 | **1118.65** |
| | | | | 4 Receptacles, 2 Smart USB-A+C Charging | Q, T | EUC2-PF0P-402000 | **1358.45** |
| | | | | 5 Receptacles, 1 Data Port | Q, T | EUC2-PF0P-500010 | **1118.65** |
| | | | | 5 Receptacles, 1 Dual USB-A Charging | Q, T | EUC2-PF0P-510000 | **1193.22** |
| | | | | 5 Receptacles, 1 Smart USB-A+C Charging | Q, T | EUC2-PF0P-501000 | **1238.55** |
| | | | | 6 Receptacles | Q, T | EUC2-PF0P-600000 | **1118.65** |



Class YA – GSA: Open Market
Canadian Conversion Factor: Refer to haworth.com/Canada

PAGE UPDATE
Click Here for Details

# Electrical Components

## Flip Top Unit with Smooth Bezel — Corded — Double-Sided

| Bezel Width | Bezel Depth | Cord Length | Port | Configuration | Flip Top Unit Cutout Code Options | Number | Price |
|---|---|---|---|---|---|---|---|
| | | 10′ (3048mm) | 4 | 1 Receptacle, 1 Dual USB-A Charging, 1 Cable Bay | M, P | EUC2-PJ0P-110001 | **$1202.60** |
| | | | | 1 Receptacle, 1 Dual USB-A Charging, 1 Smart USB-A+C Charging, 1 Data Port | M, P | EUC2-PJ0P-111010 | **1322.50** |
| | | | | 1 Receptacle, 1 Smart USB-A+C Charging, 1 Cable Bay | M, P | EUC2-PJ0P-101001 | **1247.93** |
| | | | | 1 Receptacle, 1 USB-C 60W Charging, 1 Data Port | M, P | EUC2-PJ0P-100110 | **1386.79** |
| | | | | 2 Receptacles, 1 USB-C 60W Charging | M, P | EUC2-PJ0P-200100 | **1386.79** |
| | | | | 2 Receptacles, 1 Cable Bay | M, P | EUC2-PJ0P-200001 | **1128.03** |
| | | | | 2 Receptacles, 1 Dual USB-A Charging, 1 Data Port | M, P | EUC2-PJ0P-210010 | **1202.60** |
| | | | | 2 Receptacles, 1 Smart USB-A+C Charging, 1 Data Port | M, P | EUC2-PJ0P-201010 | **1247.93** |
| | | | | 2 Receptacles, 2 Data Ports | M, P | EUC2-PJ0P-200020 | **1128.03** |
| | | | | 2 Receptacles, 2 Dual USB-A Charging | M, P | EUC2-PJ0P-220000 | **1277.17** |
| | | | | 2 Receptacles, 2 Smart USB-A+C Charging | M, P | EUC2-PJ0P-202000 | **1367.83** |
| | | | | 3 Receptacles, 1 Data Port | M, P | EUC2-PJ0P-300010 | **1128.03** |
| | | | | 3 Receptacles, 1 Dual USB-A Charging | M, P | EUC2-PJ0P-310000 | **1202.60** |
| | | | | 3 Receptacles, 1 Smart USB-A+C Charging | M, P | EUC2-PJ0P-301000 | **1247.93** |
| | | | | 4 Receptacles | M, P | EUC2-PJ0P-400000 | **1128.03** |
| | | | 6 | 1 Receptacle, 1 Dual USB-A Charging, 1 Smart USB-A+C Charging, 1 Data Port, 1 Cable Bay | Q, T | EUC2-PJ0P-111011 | **$1363.90** |
| | | | | 1 Receptacle, 1 Dual USB-A Charging, 1 USB-C 60W Charging, 2 Data Ports | Q, T | EUC2-PJ0P-110120 | **1502.76** |
| | | | | 1 Receptacle, 1 Dual USB-A Charging, 2 Data Ports, 1 Cable Bay | Q, T | EUC2-PJ0P-110021 | **1244.00** |
| | | | | 1 Receptacle, 1 Smart USB-A+C Charging, 2 Data Ports, 1 Cable Bay | Q, T | EUC2-PJ0P-101021 | **1289.33** |
| | | | | 1 Receptacle, 1 USB-C 60W Charging, 1 Data Port, 1 Cable Bay | Q, T | EUC2-PJ0P-100111 | **1428.19** |
| | | | | 2 Receptacles, 1 Dual USB-A Charging, 1 Smart USB-A+C Charging, 1 Cable Bay | Q, T | EUC2-PJ0P-211001 | **1363.90** |
| | | | | 2 Receptacles, 1 Dual USB-A Charging, 1 Smart USB-A+C Charging, 2 Data Ports | Q, T | EUC2-PJ0P-211020 | **1363.90** |
| | | | | 2 Receptacles, 1 Dual USB-A Charging, 3 Data Ports | Q, T | EUC2-PJ0P-210030 | **1244.00** |
| | | | | 2 Receptacles, 1 Smart USB-A+C Charging, 3 Data Ports | Q, T | EUC2-PJ0P-201030 | **1289.33** |
| | | | | 2 Receptacles, 1 USB-C 60W Charging, 1 Cable Bay | Q, T | EUC2-PJ0P-200101 | **1428.19** |
| | | | | 2 Receptacles, 1 USB-C 60W Charging, 2 Data Ports | Q, T | EUC2-PJ0P-200120 | **1428.19** |
| | | | | 2 Receptacles, 2 Data Ports, 1 Cable Bay | Q, T | EUC2-PJ0P-200021 | **1169.43** |
| | | | | 2 Receptacles, 4 Data Ports | Q, T | EUC2-PJ0P-200040 | **1169.43** |
| | | | | 3 Receptacles, 1 Data Port, 1 Cable Bay | Q, T | EUC2-PJ0P-300011 | **1169.43** |
| | | | | 3 Receptacles, 1 Dual USB-A Charging, 1 Cable Bay | Q, T | EUC2-PJ0P-310001 | **1244.00** |
| | | | | 3 Receptacles, 1 Dual USB-A Charging, 1 Smart USB-A+C Charging, 1 Data Port | Q, T | EUC2-PJ0P-311010 | **1363.90** |
| | | | | 3 Receptacles, 1 Dual USB-A Charging, 2 Data Ports | Q, T | EUC2-PJ0P-310020 | **1244.00** |
| | | | | 3 Receptacles, 1 Smart USB-A+C Charging, 1 Cable Bay | Q, T | EUC2-PJ0P-301001 | **1289.33** |
| | | | | 3 Receptacles, 1 Smart USB-A+C Charging, 2 Data Ports | Q, T | EUC2-PJ0P-301020 | **1289.33** |
| | | | | 3 Receptacles, 1 USB-C 60W Charging, 1 Data Port | Q, T | EUC2-PJ0P-300110 | **1428.19** |
| | | | | 3 Receptacles, 3 Data Ports | Q, T | EUC2-PJ0P-300030 | **1169.43** |
| | | | | 4 Receptacles, 2 Dual USB-A Charging | Q, T | EUC2-PJ0P-420000 | **1318.57** |
| | | | | 4 Receptacles, 1 Cable Bay | Q, T | EUC2-PJ0P-400001 | **1169.43** |
| | | | | 4 Receptacles, 1 Dual USB-A Charging, 1 Data Port | Q, T | EUC2-PJ0P-410010 | **1244.00** |
| | | | | 4 Receptacles, 1 Dual USB-A Charging, 1 Smart USB-A+C Charging | Q, T | EUC2-PJ0P-411000 | **1363.90** |
| | | | | 4 Receptacles, 1 Smart USB-A+C Charging, 1 Data Port | Q, T | EUC2-PJ0P-401010 | **1289.33** |
| | | | | 4 Receptacles, 1 USB-C 60W Charging | Q, T | EUC2-PJ0P-400100 | **1428.19** |
| | | | | 4 Receptacles, 2 Data Ports | Q, T | EUC2-PJ0P-400020 | **1169.43** |
| | | | | 4 Receptacles, 2 Smart USB-A+C Charging | Q, T | EUC2-PJ0P-402000 | **1409.23** |
| | | | | 5 Receptacles, 1 Data Port | Q, T | EUC2-PJ0P-500010 | **1169.43** |
| | | | | 5 Receptacles, 1 Dual USB-A Charging | Q, T | EUC2-PJ0P-510000 | **1244.00** |
| | | | | 5 Receptacles, 1 Smart USB-A+C Charging | Q, T | EUC2-PJ0P-501000 | **1289.33** |
| | | | | 6 Receptacles | Q, T | EUC2-PJ0P-600000 | **1169.43** |

This page intentionally blank

# Electrical Components

Flip Top Unit with Smooth Bezel — Hardwire — Single-Sided

## Power, Data and USB

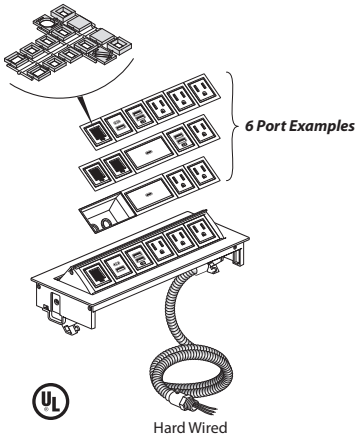


EUC1-HF0P-311010

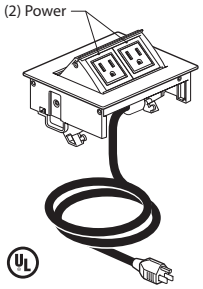


EUC1-HF0P-200000

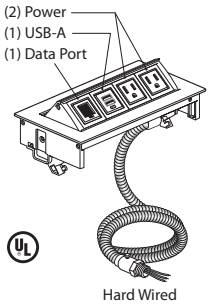


EUC1-HF0P-210010

## Features

- Includes flip top with smooth bezel module with 2, 4, or 6 ports configured with simplex outlets (NEMA 5-15R), USB charging port (USB-A, USB-C 60W, Smart USB-A+C ), data port(s) or cable bay, and mounting hardware.
- The Smart USB-A+C allows for the 20W to be transferred between the 2 ports. If the USB-A is being used, the full wattage is sent to the USB-A, and the same for the USB-C. If both are being used, the wattage is distributed to each port and the port drawing the most power will receive more watts than the one that is not.
- Data jack adapters accommodate most varieties of field supplied data jacks or separately specified AV cables. Occupies one port.
- Each cable bay can accept up to two pull out data/AV cables. Occupies two ports.
- USB-A provides two 10W charging ports. Occupies one port.
- Smart USB-A+C can provide fast charge for a mobile phone and tablets. Occupies one charging port.
- USB-C 60W can charge phone, tablets and some laptops. Occupies two ports.
- Smooth bezel is painted and features non mitered corners.
- Port color is either black or white based on smooth bezel color.
- Flip top unit is flush mounted with spring release cover.
- Flip top unit overall height is 2.75″(70mm) and will extend below the table top.
- Hardwired power module with 6′(1829mm) or 10′(3048mm) long flexible metal conduit feed, 0.5″(13mm) conduit fitting and wires for hardwire connection.
- Ships assembled.

## Specification Tips

- **Configuration and quantity of ports cannot be modified in the field.**
- **For use with 120 volt 60 hertz power source only.**
- Requires field installation.
- Specify factory cut hole or field cut hole as required.
- Specify AV cables separately.
- Cable Bay requires cables less than 0.3″(7.6mm) diameter.
- Application may require approval of local authority having jurisdiction (AHJ); ensure compliance before placing orders and installation.

## To Order, Specify:

1) Product number.
2) Finish color for Bezel/Port.
   TR-PM1 Silver/White
   TR-PM2 Midnight Black/Black
   TR-PM8 Matte White/White
   TR-PM9 Matte Grey/Black

**Note: Order flip top units to match flip top unit cutout option specified for each top (A/B, F/V or J/K).**

PAGE UPDATE
Click Here for Details

# Electrical Components

## Flip Top Unit with Smooth Bezel — Hardwire — Single-Sided

| Bezel Width | Bezel Depth | Cord Length | Port | Configuration | Flip Top Unit Cutout Code Options | Number | Price |
|---|---|---|---|---|---|---|---|
| | | 6′ (1829mm) | 2 | 1 Receptacle, 1 Data Port | A, B | EUC1-HF0P-100010 | **$592.52** |
| | | | | 1 Receptacle, 1 Smart USB-A+C Charging | A, B | EUC1-HF0P-101000 | **712.42** |
| | | | | 1 Receptacle, 1 USB-A Charging | A, B | EUC1-HF0P-110000 | **667.09** |
| | | | | 2 Receptacles | A, B | EUC1-HF0P-200000 | **592.52** |
| | | | 4 | 1 Receptacle, 1 USB-A Charging, 1 Cable Bay | F, V | EUC1-HF0P-110001 | **$687.79** |
| | | | | 1 Receptacle, 1 USB-A Charging, 1 Smart USB-A+C Charging, 1 Data Port | F, V | EUC1-HF0P-111010 | **807.69** |
| | | | | 1 Receptacle, 1 Smart USB-A+C Charging, 1 Cable Bay | F, V | EUC1-HF0P-101001 | **733.12** |
| | | | | 1 Receptacle, 1 USB-C 60W Charging, 1 Data Port | F, V | EUC1-HF0P-100110 | **871.98** |
| | | | | 2 Receptacles, 1 Cable Bay | F, V | EUC1-HF0P-200001 | **613.22** |
| | | | | 2 Receptacles, 1 USB-C 60W Charging | F, V | EUC1-HF0P-200100 | **871.98** |
| | | | | 2 Receptacles, 1 USB-A Charging, 1 Data Port | F, V | EUC1-HF0P-210010 | **687.79** |
| | | | | 2 Receptacles, 1 Smart USB-A+C Charging, 1 Data Port | F, V | EUC1-HF0P-201010 | **733.12** |
| | | | | 2 Receptacles, 2 Data Ports | F, V | EUC1-HF0P-200020 | **613.22** |
| | | | | 2 Receptacles, 2 USB-A Charging | F, V | EUC1-HF0P-220000 | **762.36** |
| | | | | 2 Receptacles, 2 Smart USB-A+C Charging | F, V | EUC1-HF0P-202000 | **853.02** |
| | | | | 3 Receptacles, 1 Data Port | F, V | EUC1-HF0P-300010 | **613.22** |
| | | | | 3 Receptacles, 1 USB-A Charging | F, V | EUC1-HF0P-310000 | **687.79** |
| | | | | 3 Receptacles, 1 Smart USB-A+C Charging | F, V | EUC1-HF0P-301000 | **733.12** |
| | | | | 4 Receptacles | F, V | EUC1-HF0P-400000 | **613.22** |
| | | | 6 | 1 Receptacle, 1 USB-A Charging, 1 Smart USB-A+C Charging, 1 Data Port, 1 Cable Bay | J, K | EUC1-HF0P-111011 | **$818.04** |
| | | | | 1 Receptacle, 1 USB-A Charging, 1 USB-C 60W Charging, 2 Data Ports | J, K | EUC1-HF0P-110120 | **956.90** |
| | | | | 1 Receptacle, 1 USB-A Charging, 2 Data Ports, 1 Cable Bay | J, K | EUC1-HF0P-110021 | **698.14** |
| | | | | 1 Receptacle, 1 Smart USB-A+C Charging, 2 Data Ports, 1 Cable Bay | J, K | EUC1-HF0P-101021 | **743.47** |
| | | | | 1 Receptacle, 1 USB-C 60W Charging, 1 Data Port, 1 Cable Bay | J, K | EUC1-HF0P-100111 | **882.33** |
| | | | | 2 Receptacles, 1 USB-A Charging, 1 Smart USB-A+C Charging, 1 Cable Bay | J, K | EUC1-HF0P-211001 | **818.04** |
| | | | | 2 Receptacles, 1 USB-A Charging, 1 Smart USB-A+C Charging, 2 Data Ports | J, K | EUC1-HF0P-211020 | **818.04** |
| | | | | 2 Receptacles, 1 USB-A Charging, 3 Data Ports | J, K | EUC1-HF0P-210030 | **698.14** |
| | | | | 2 Receptacles, 1 Smart USB-A+C Charging, 3 Data Ports | J, K | EUC1-HF0P-201030 | **743.47** |
| | | | | 2 Receptacles, 1 USB-C 60W Charging, 1 Cable Bay | J, K | EUC1-HF0P-200101 | **882.33** |
| | | | | 2 Receptacles, 1 USB-C 60W Charging, 2 Data Ports | J, K | EUC1-HF0P-200120 | **882.33** |
| | | | | 2 Receptacles, 2 Data Ports, 1 Cable Bay | J, K | EUC1-HF0P-200021 | **623.57** |
| | | | | 2 Receptacles, 4 Data Ports | J, K | EUC1-HF0P-200040 | **623.57** |
| | | | | 3 Receptacles, 1 Data Port, 1 Cable Bay | J, K | EUC1-HF0P-300011 | **623.57** |
| | | | | 3 Receptacles, 1 USB-A Charging, 1 Cable Bay | J, K | EUC1-HF0P-310001 | **698.14** |
| | | | | 3 Receptacles, 1 USB-A Charging, 1 Smart USB-A+C Charging, 1 Data Port | J, K | EUC1-HF0P-311010 | **818.04** |
| | | | | 3 Receptacles, 1 USB-A Charging, 2 Data Ports | J, K | EUC1-HF0P-310020 | **698.14** |
| | | | | 3 Receptacles, 1 Smart USB-A+C Charging, 1 Cable Bay | J, K | EUC1-HF0P-301001 | **743.47** |
| | | | | 3 Receptacles, 1 Smart USB-A+C Charging, 2 Data Ports | J, K | EUC1-HF0P-301020 | **743.47** |
| | | | | 3 Receptacles, 1 USB-C 60W Charging, 1 Data Port | J, K | EUC1-HF0P-300110 | **882.33** |
| | | | | 3 Receptacles, 3 Data Ports | J, K | EUC1-HF0P-300030 | **623.57** |
| | | | | 4 Receptacles, 2 Smart USB-A+C Charging | J, K | EUC1-HF0P-402000 | **863.37** |
| | | | | 4 Receptacles, 1 Cable Bay | J, K | EUC1-HF0P-400001 | **623.57** |
| | | | | 4 Receptacles, 1 USB-A Charging, 1 Data Port | J, K | EUC1-HF0P-410010 | **698.14** |
| | | | | 4 Receptacles, 1 USB-A Charging, 1 Smart USB-A+C Charging | J, K | EUC1-HF0P-411000 | **818.04** |
| | | | | 4 Receptacles, 1 Smart USB-A+C Charging, 1 Data Port | J, K | EUC1-HF0P-401010 | **743.47** |
| | | | | 4 Receptacles, 1 USB-C 60W Charging | J, K | EUC1-HF0P-400100 | **882.33** |
| | | | | 4 Receptacles, 2 Data Ports | J, K | EUC1-HF0P-400020 | **623.57** |
| | | | | 4 Receptacles, 2 USB-A Charging | J, K | EUC1-HF0P-420000 | **772.71** |
| | | | | 5 Receptacles, 1 Data Port | J, K | EUC1-HF0P-500010 | **623.57** |
| | | | | 5 Receptacles, 1 USB-A Charging | J, K | EUC1-HF0P-510000 | **698.14** |
| | | | | 5 Receptacles, 1 Smart USB-A+C Charging | J, K | EUC1-HF0P-501000 | **743.47** |
| | | | | 6 Receptacles | J, K | EUC1-HF0P-600000 | **623.57** |



Class YA – GSA: Open Market
Canadian Conversion Factor: Refer to haworth.com/Canada

PAGE UPDATE
Click Here for Details

# Electrical Components

## Flip Top Unit with Smooth Bezel — Hardwire — Single-Sided

| Bezel Width | Bezel Depth | Cord Length | Port | Configuration | Flip Top Unit Cutout Code Options | Number | Price |
|---|---|---|---|---|---|---|---|
| | | 10′ (3048mm) | 2 | 1 Receptacle, 1 Data Port | A, B | EUC1-HJ0P-100010 | **$ 643.30** |
| | | | | 1 Receptacle, 1 Smart USB-A+C Charging | A, B | EUC1-HJ0P-101000 | **763.20** |
| | | | | 1 Receptacle, 1 Dual USB-A Charging | A, B | EUC1-HJ0P-110000 | **717.87** |
| | | | | 2 Receptacles | A, B | EUC1-HJ0P-200000 | **643.30** |
| | | | 4 | 1 Receptacle, 1 Dual USB-A Charging, 1 Cable Bay | F, V | EUC1-HJ0P-110001 | **$ 738.57** |
| | | | | 1 Receptacle, 1 Dual USB-A Charging, 1 Smart USB-A+C Charging, 1 Data Port | F, V | EUC1-HJ0P-111010 | **858.47** |
| | | | | 1 Receptacle, 1 Smart USB-A+C Charging, 1 Cable Bay | F, V | EUC1-HJ0P-101001 | **783.90** |
| | | | | 1 Receptacle, 1 USB-C 60W Charging, 1 Data Port | F, V | EUC1-HJ0P-100110 | **922.76** |
| | | | | 2 Receptacles, 1 Cable Bay | F, V | EUC1-HJ0P-200001 | **664.00** |
| | | | | 2 Receptacles, 1 Dual USB-A Charging, 1 Data Port | F, V | EUC1-HJ0P-210010 | **738.57** |
| | | | | 2 Receptacles, 1 Smart USB-A+C Charging, 1 Data Port | F, V | EUC1-HJ0P-201010 | **783.90** |
| | | | | 2 Receptacles, 1 USB-C 60W Charging | F, V | EUC1-HJ0P-200100 | **922.76** |
| | | | | 2 Receptacles, 2 Data Ports | F, V | EUC1-HJ0P-200020 | **664.00** |
| | | | | 2 Receptacles, 2 Dual USB-A Charging | F, V | EUC1-HJ0P-220000 | **813.14** |
| | | | | 2 Receptacles, 2 Smart USB-A+C Charging | F, V | EUC1-HJ0P-202000 | **903.80** |
| | | | | 3 Receptacles, 1 Data Port | F, V | EUC1-HJ0P-300010 | **664.00** |
| | | | | 3 Receptacles, 1 Dual USB-A Charging | F, V | EUC1-HJ0P-310000 | **738.57** |
| | | | | 3 Receptacles, 1 Smart USB-A+C Charging | F, V | EUC1-HJ0P-301000 | **783.90** |
| | | | | 4 Receptacles | F, V | EUC1-HJ0P-400000 | **664.00** |
| | | | 6 | 1 Receptacle, 1 Dual USB-A Charging, 1 Smart USB-A+C Charging, 1 Data Port, 1 Cable Bay | J, K | EUC1-HJ0P-111011 | **$ 868.82** |
| | | | | 1 Receptacle, 1 Dual USB-A Charging, 1 USB-C 60W Charging, 2 Data Ports | J, K | EUC1-HJ0P-110120 | **1007.68** |
| | | | | 1 Receptacle, 1 Dual USB-A Charging, 2 Data Ports, 1 Cable Bay | J, K | EUC1-HJ0P-110021 | **748.92** |
| | | | | 1 Receptacle, 1 Smart USB-A+C Charging, 2 Data Ports, 1 Cable Bay | J, K | EUC1-HJ0P-101021 | **794.25** |
| | | | | 1 Receptacle, 1 USB-C 60W Charging, 1 Data Port, 1 Cable Bay | J, K | EUC1-HJ0P-100111 | **933.11** |
| | | | | 2 Receptacles, 1 Dual USB-A Charging, 1 Smart USB-A+C Charging, 1 Cable Bay | J, K | EUC1-HJ0P-211001 | **868.82** |
| | | | | 2 Receptacles, 1 Dual USB-A Charging, 1 Smart USB-A+C Charging, 2 Data Ports | J, K | EUC1-HJ0P-211020 | **868.82** |
| | | | | 2 Receptacles, 1 Dual USB-A Charging, 3 Data Ports | J, K | EUC1-HJ0P-210030 | **748.92** |
| | | | | 2 Receptacles, 1 Smart USB-A+C Charging, 3 Data Ports | J, K | EUC1-HJ0P-201030 | **794.25** |
| | | | | 2 Receptacles, 1 USB-C 60W Charging, 1 Cable Bay | J, K | EUC1-HJ0P-200101 | **933.11** |
| | | | | 2 Receptacles, 1 USB-C 60W Charging, 2 Data Ports | J, K | EUC1-HJ0P-200120 | **933.11** |
| | | | | 2 Receptacles, 2 Data Ports, 1 Cable Bay | J, K | EUC1-HJ0P-200021 | **674.35** |
| | | | | 2 Receptacles, 4 Data Ports | J, K | EUC1-HJ0P-200040 | **674.35** |
| | | | | 3 Receptacles, 1 Data Port, 1 Cable Bay | J, K | EUC1-HJ0P-300011 | **674.35** |
| | | | | 3 Receptacles, 1 Dual USB-A Charging, 1 Cable Bay | J, K | EUC1-HJ0P-310001 | **748.92** |
| | | | | 3 Receptacles, 1 Dual USB-A Charging, 1 Smart USB-A+C Charging, 1 Data Port | J, K | EUC1-HJ0P-311010 | **868.82** |
| | | | | 3 Receptacles, 1 Dual USB-A Charging, 2 Data Ports | J, K | EUC1-HJ0P-310020 | **748.92** |
| | | | | 3 Receptacles, 1 Smart USB-A+C Charging, 1 Cable Bay | J, K | EUC1-HJ0P-301001 | **794.25** |
| | | | | 3 Receptacles, 1 Smart USB-A+C Charging, 2 Data Ports | J, K | EUC1-HJ0P-301020 | **794.25** |
| | | | | 3 Receptacles, 1 USB-C 60W Charging, 1 Data Port | J, K | EUC1-HJ0P-300110 | **933.11** |
| | | | | 3 Receptacles, 3 Data Ports | J, K | EUC1-HJ0P-300030 | **674.35** |
| | | | | 4 Receptacles, 1 Cable Bay | J, K | EUC1-HJ0P-400001 | **674.35** |
| | | | | 4 Receptacles, 1 Dual USB-A Charging, 1 Data Port | J, K | EUC1-HJ0P-410010 | **748.92** |
| | | | | 4 Receptacles, 1 Dual USB-A Charging, 1 Smart USB-A+C Charging | J, K | EUC1-HJ0P-411000 | **868.82** |
| | | | | 4 Receptacles, 1 Smart USB-A+C Charging, 1 Data Port | J, K | EUC1-HJ0P-401010 | **794.25** |
| | | | | 4 Receptacles, 1 USB-C 60W Charging | J, K | EUC1-HJ0P-400100 | **933.11** |
| | | | | 4 Receptacles, 2 Data Ports | J, K | EUC1-HJ0P-400020 | **674.35** |
| | | | | 4 Receptacles, 2 Dual USB-A Charging | J, K | EUC1-HJ0P-420000 | **823.49** |
| | | | | 4 Receptacles, 2 Smart USB-A+C Charging | J, K | EUC1-HJ0P-402000 | **914.15** |
| | | | | 5 Receptacles, 1 Data Port | J, K | EUC1-HJ0P-500010 | **674.35** |
| | | | | 5 Receptacles, 1 Dual USB-A Charging | J, K | EUC1-HJ0P-510000 | **748.92** |
| | | | | 5 Receptacles, 1 Smart USB-A+C Charging | J, K | EUC1-HJ0P-501000 | **794.25** |
| | | | | 6 Receptacles | J, K | EUC1-HJ0P-600000 | **674.35** |

This page intentionally blank

# Electrical Components

Flip Top Unit with Smooth Bezel — Hardwire — Double-Sided

## Power, Data and USB

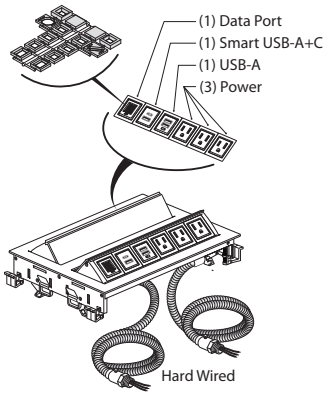


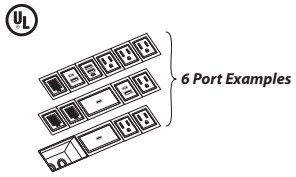


EUC2-HF0P-311010

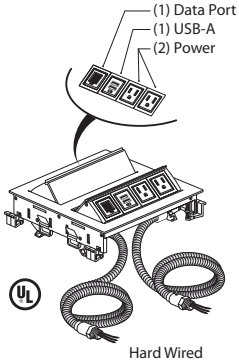


EUC2-HF0P-210010

## Features

- Includes double flip top with smooth bezel module with 2, 4, or 6 ports configured with simplex outlets (NEMA 5-15R), USB charging port (USB-A, USB-C 60W, Smart USB-A+C ), data port(s) or cable bay, and mounting hardware.
- The Smart USB-A+C allows for the 20W to be transferred between the 2 ports. If the USB-A is being used, the full wattage is sent to the USB-A, and the same for the USB-C. If both are being used, the wattage is distributed to each port and the port drawing the most power will receive more watts than the one that is not.
- Data jack adapters accommodate most varieties of field supplied data jacks or separately specified AV cables. Occupies one port.
- Each cable bay can accept up to two pull out data/AV cables. Occupies two ports.
- USB-A provides two 10W charging ports. Occupies one port.
- Smart USB-A+C can provide fast charge for a mobile phone and tablets. Occupies one charging port.
- USB-C 60W can charge phone, tablets and some laptops. Occupies two ports.
- Smooth bezel is painted and features non mitered corners.
- Port color is either black or white based on smooth bezel color.
- Flip top unit is flush mounted with spring release cover.
- Flip top unit overall height is 2.75″(70mm) and will extend below the table top.
- Each flip top module within the bezel provided with two 6′(1829mm) or 10′(3048mm) long flexible metal conduit feed, 0.5″(13mm) conduit fitting and wires for hardwire connection.
- Ships assembled.

## Specification Tips

- **Configuration and quantity of ports cannot be modified in the field.**
- **For use with 120 volt 60 hertz power source only.**
- Note two conduit feeds are provided from the double-sided flip top unit.
- Requires field installation.
- Specify factory cut hole or field cut hole as required.
- Specify AV cables separately.
- Cable Bay requires cables less than 0.3″(7.6mm) diameter.
- Application may require approval of local authority having jurisdiction (AHJ); ensure compliance before placing orders and installation.

## To Order, Specify:

1) Product number.
2) Finish color for Bezel/Port.
   TR-PM1 Silver/White
   TR-PM2 Midnight Black/Black
   TR-PM8 Matte White/White
   TR-PM9 Matte Grey/Black

**Note: Order flip top units to match flip top unit cutout option specified for each top (M/P or Q/V).**

PAGE UPDATE
Click Here for Details

# Electrical Components

## Flip Top Unit with Smooth Bezel — Hardwire — Double-Sided

| Bezel Width | Bezel Depth | Cord Length | Port | Configuration | Flip Top Unit Cutout Code Options | Number | Price |
|---|---|---|---|---|---|---|---|
| | | 6′ (1829mm) | 4 | 1 Receptacle, 1 Dual USB-A Charging, 1 Cable Bay | M, P | EUC2-HF0P-110001 | **$1317.98** |
| | | | | 1 Receptacle, 1 Dual USB-A Charging, 1 Smart USB-A+C Charging, 1 Data Port | M, P | EUC2-HF0P-111010 | **1437.88** |
| | | | | 1 Receptacle, 1 Smart USB-A+C Charging, 1 Cable Bay | M, P | EUC2-HF0P-101001 | **1363.31** |
| | | | | 1 Receptacle, 1 USB-C 60W Charging, 1 Data Port | M, P | EUC2-HF0P-100110 | **1502.17** |
| | | | | 2 Receptacles, 1 USB-C 60W Charging | M, P | EUC2-HF0P-200100 | **1502.17** |
| | | | | 2 Receptacles, 1 Cable Bay | M, P | EUC2-HF0P-200001 | **1243.41** |
| | | | | 2 Receptacles, 1 Dual USB-A Charging, 1 Data Port | M, P | EUC2-HF0P-210010 | **1317.98** |
| | | | | 2 Receptacles, 1 Smart USB-A+C Charging, 1 Data Port | M, P | EUC2-HF0P-201010 | **1363.31** |
| | | | | 2 Receptacles, 2 Data Ports | M, P | EUC2-HF0P-200020 | **1243.41** |
| | | | | 2 Receptacles, 2 Dual USB-A Charging | M, P | EUC2-HF0P-220000 | **1392.55** |
| | | | | 2 Receptacles, 2 Smart USB-A+C Charging | M, P | EUC2-HF0P-202000 | **1483.21** |
| | | | | 3 Receptacles, 1 Data Port | M, P | EUC2-HF0P-300010 | **1243.41** |
| | | | | 3 Receptacles, 1 Dual USB-A Charging | M, P | EUC2-HF0P-310000 | **1317.98** |
| | | | | 3 Receptacles, 1 Smart USB-A+C Charging | M, P | EUC2-HF0P-301000 | **1363.31** |
| | | | | 4 Receptacles | M, P | EUC2-HF0P-400000 | **1243.41** |
| | | | 6 | 1 Receptacle, 1 Dual USB-A Charging, 1 Smart USB-A+C Charging, 1 Data Port, 1 Cable Bay | Q, V | EUC2-HF0P-111011 | **$1479.28** |
| | | | | 1 Receptacle, 1 Dual USB-A Charging, 1 USB-C 60W Charging, 2 Data Ports | Q, V | EUC2-HF0P-110120 | **1618.14** |
| | | | | 1 Receptacle, 1 Dual USB-A Charging, 2 Data Ports, 1 Cable Bay | Q, V | EUC2-HF0P-110021 | **1359.38** |
| | | | | 1 Receptacle, 1 Smart USB-A+C Charging, 2 Data Ports, 1 Cable Bay | Q, V | EUC2-HF0P-101021 | **1404.71** |
| | | | | 1 Receptacle, 1 USB-C 60W Charging, 1 Data Port, 1 Cable Bay | Q, V | EUC2-HF0P-100111 | **1543.57** |
| | | | | 2 Receptacles, 1 Dual USB-A Charging, 1 Smart USB-A+C Charging, 1 Cable Bay | Q, V | EUC2-HF0P-211001 | **1479.28** |
| | | | | 2 Receptacles, 1 Dual USB-A Charging, 1 Smart USB-A+C Charging, 2 Data Ports | Q, V | EUC2-HF0P-211020 | **1479.28** |
| | | | | 2 Receptacles, 1 Dual USB-A Charging, 3 Data Ports | Q, V | EUC2-HF0P-210030 | **1359.38** |
| | | | | 2 Receptacles, 1 Smart USB-A+C Charging, 3 Data Ports | Q, V | EUC2-HF0P-201030 | **1404.71** |
| | | | | 2 Receptacles, 1 USB-C 60W Charging, 1 Cable Bay | Q, V | EUC2-HF0P-200101 | **1543.57** |
| | | | | 2 Receptacles, 1 USB-C 60W Charging, 2 Data Ports | Q, V | EUC2-HF0P-200120 | **1543.57** |
| | | | | 2 Receptacles, 2 Data Ports, 1 Cable Bay | Q, V | EUC2-HF0P-200021 | **1284.81** |
| | | | | 2 Receptacles, 4 Data Ports | Q, V | EUC2-HF0P-200040 | **1284.81** |
| | | | | 3 Receptacles, 1 Data Port, 1 Cable Bay | Q, V | EUC2-HF0P-300011 | **1284.81** |
| | | | | 3 Receptacles, 1 Dual USB-A Charging, 1 Cable Bay | Q, V | EUC2-HF0P-310001 | **1359.38** |
| | | | | 3 Receptacles, 1 Dual USB-A Charging, 1 Smart USB-A+C Charging, 1 Data Port | Q, V | EUC2-HF0P-311010 | **1479.28** |
| | | | | 3 Receptacles, 1 Dual USB-A Charging, 2 Data Ports | Q, V | EUC2-HF0P-310020 | **1359.38** |
| | | | | 3 Receptacles, 1 Smart USB-A+C Charging, 1 Cable Bay | Q, V | EUC2-HF0P-301001 | **1404.71** |
| | | | | 3 Receptacles, 1 Smart USB-A+C Charging, 2 Data Ports | Q, V | EUC2-HF0P-301020 | **1404.71** |
| | | | | 3 Receptacles, 1 USB-C 60W Charging, 1 Data Port | Q, V | EUC2-HF0P-300110 | **1543.57** |
| | | | | 3 Receptacles, 3 Data Ports | Q, V | EUC2-HF0P-300030 | **1284.81** |
| | | | | 4 Receptacles, 2 Dual USB-A Charging | Q, V | EUC2-HF0P-420000 | **1433.95** |
| | | | | 4 Receptacles, 1 Cable Bay | Q, V | EUC2-HF0P-400001 | **1284.81** |
| | | | | 4 Receptacles, 1 Dual USB-A Charging, 1 Data Port | Q, V | EUC2-HF0P-410010 | **1359.38** |
| | | | | 4 Receptacles, 1 Dual USB-A Charging, 1 Smart USB-A+C Charging | Q, V | EUC2-HF0P-411000 | **1479.28** |
| | | | | 4 Receptacles, 1 Smart USB-A+C Charging, 1 Data Port | Q, V | EUC2-HF0P-401010 | **1404.71** |
| | | | | 4 Receptacles, 1 USB-C 60W Charging | Q, V | EUC2-HF0P-400100 | **1543.57** |
| | | | | 4 Receptacles, 2 Data Ports | Q, V | EUC2-HF0P-400020 | **1284.81** |
| | | | | 4 Receptacles, 2 Smart USB-A+C Charging | Q, V | EUC2-HF0P-402000 | **1524.61** |
| | | | | 5 Receptacles, 1 Data Port | Q, V | EUC2-HF0P-500010 | **1284.81** |
| | | | | 5 Receptacles, 1 Dual USB-A Charging | Q, V | EUC2-HF0P-510000 | **1359.38** |
| | | | | 5 Receptacles, 1 Smart USB-A+C Charging | Q, V | EUC2-HF0P-501000 | **1404.71** |
| | | | | 6 Receptacles | Q, V | EUC2-HF0P-600000 | **1284.81** |



Class YA – GSA: Open Market
Canadian Conversion Factor: Refer to haworth.com/Canada

PAGE UPDATE
Click Here for Details

# Electrical Components

## Flip Top Unit with Smooth Bezel — Hardwire — Double-Sided

| Bezel Width | Bezel Depth | Cord Length | Port | Configuration | Flip Top Unit Cutout Code Options | Number | Price |
|---|---|---|---|---|---|---|---|
| | | 10′ (3048mm) | 4 | 1 Receptacle, 1 Dual USB-A Charging, 1 Cable Bay | M, P | EUC2-HJ0P-110001 | **$1368.76** |
| | | | | 1 Receptacle, 1 Dual USB-A Charging, 1 Smart USB-A+C Charging, 1 Data Port | M, P | EUC2-HJ0P-111010 | **1488.66** |
| | | | | 1 Receptacle, 1 Smart USB-A+C Charging, 1 Cable Bay | M, P | EUC2-HJ0P-101001 | **1414.09** |
| | | | | 1 Receptacle, 1 USB-C 60W Charging, 1 Data Port | M, P | EUC2-HJ0P-100110 | **1552.95** |
| | | | | 2 Receptacles, 1 USB-C 60W Charging | M, P | EUC2-HJ0P-200100 | **1552.95** |
| | | | | 2 Receptacles, 1 Cable Bay | M, P | EUC2-HJ0P-200001 | **1294.19** |
| | | | | 2 Receptacles, 1 Dual USB-A Charging, 1 Data Port | M, P | EUC2-HJ0P-210010 | **1368.76** |
| | | | | 2 Receptacles, 1 Smart USB-A+C Charging, 1 Data Port | M, P | EUC2-HJ0P-201010 | **1414.09** |
| | | | | 2 Receptacles, 2 Data Ports | M, P | EUC2-HJ0P-200020 | **1294.19** |
| | | | | 2 Receptacles, 2 Dual USB-A Charging | M, P | EUC2-HJ0P-220000 | **1443.33** |
| | | | | 2 Receptacles, 2 Smart USB-A+C Charging | M, P | EUC2-HJ0P-202000 | **1533.99** |
| | | | | 3 Receptacles, 1 Data Port | M, P | EUC2-HJ0P-300010 | **1294.19** |
| | | | | 3 Receptacles, 1 Dual USB-A Charging | M, P | EUC2-HJ0P-310000 | **1368.76** |
| | | | | 3 Receptacles, 1 Smart USB-A+C Charging | M, P | EUC2-HJ0P-301000 | **1414.09** |
| | | | | 4 Receptacles | M, P | EUC2-HJ0P-400000 | **1294.19** |
| | | | 6 | 1 Receptacle, 1 Dual USB-A Charging, 1 Smart USB-A+C Charging, 1 Data Port, 1 Cable Bay | Q, V | EUC2-HJ0P-111011 | **$1530.06** |
| | | | | 1 Receptacle, 1 Dual USB-A Charging, 1 USB-C 60W Charging, 2 Data Ports | Q, V | EUC2-HJ0P-110120 | **1668.92** |
| | | | | 1 Receptacle, 1 Dual USB-A Charging, 2 Data Ports, 1 Cable Bay | Q, V | EUC2-HJ0P-110021 | **1410.16** |
| | | | | 1 Receptacle, 1 Smart USB-A+C Charging, 2 Data Ports, 1 Cable Bay | Q, V | EUC2-HJ0P-101021 | **1455.49** |
| | | | | 1 Receptacle, 1 USB-C 60W Charging, 1 Data Port, 1 Cable Bay | Q, V | EUC2-HJ0P-100111 | **1594.35** |
| | | | | 2 Receptacles, 1 Dual USB-A Charging, 1 Smart USB-A+C Charging, 1 Cable Bay | Q, V | EUC2-HJ0P-211001 | **1530.06** |
| | | | | 2 Receptacles, 1 Dual USB-A Charging, 1 Smart USB-A+C Charging, 2 Data Ports | Q, V | EUC2-HJ0P-211020 | **1530.06** |
| | | | | 2 Receptacles, 1 Dual USB-A Charging, 3 Data Ports | Q, V | EUC2-HJ0P-210030 | **1410.16** |
| | | | | 2 Receptacles, 1 Smart USB-A+C Charging, 3 Data Ports | Q, V | EUC2-HJ0P-201030 | **1455.49** |
| | | | | 2 Receptacles, 1 USB-C 60W Charging, 1 Cable Bay | Q, V | EUC2-HJ0P-200101 | **1594.35** |
| | | | | 2 Receptacles, 1 USB-C 60W Charging, 2 Data Ports | Q, V | EUC2-HJ0P-200120 | **1594.35** |
| | | | | 2 Receptacles, 2 Data Ports, 1 Cable Bay | Q, V | EUC2-HJ0P-200021 | **1335.59** |
| | | | | 2 Receptacles, 4 Data Ports | Q, V | EUC2-HJ0P-200040 | **1335.59** |
| | | | | 3 Receptacles, 1 Data Port, 1 Cable Bay | Q, V | EUC2-HJ0P-300011 | **1335.59** |
| | | | | 3 Receptacles, 1 Dual USB-A Charging, 1 Cable Bay | Q, V | EUC2-HJ0P-310001 | **1410.16** |
| | | | | 3 Receptacles, 1 Dual USB-A Charging, 1 Smart USB-A+C Charging, 1 Data Port | Q, V | EUC2-HJ0P-311010 | **1530.06** |
| | | | | 3 Receptacles, 1 Dual USB-A Charging, 2 Data Ports | Q, V | EUC2-HJ0P-310020 | **1410.16** |
| | | | | 3 Receptacles, 1 Smart USB-A+C Charging, 1 Cable Bay | Q, V | EUC2-HJ0P-301001 | **1455.49** |
| | | | | 3 Receptacles, 1 Smart USB-A+C Charging, 2 Data Ports | Q, V | EUC2-HJ0P-301020 | **1455.49** |
| | | | | 3 Receptacles, 1 USB-C 60W Charging, 1 Data Port | Q, V | EUC2-HJ0P-300110 | **1594.35** |
| | | | | 3 Receptacles, 3 Data Ports | Q, V | EUC2-HJ0P-300030 | **1335.59** |
| | | | | 4 Receptacles, 2 Dual USB-A Charging | Q, V | EUC2-HJ0P-420000 | **1484.73** |
| | | | | 4 Receptacles, 1 Cable Bay | Q, V | EUC2-HJ0P-400001 | **1335.59** |
| | | | | 4 Receptacles, 1 Dual USB-A Charging, 1 Data Port | Q, V | EUC2-HJ0P-410010 | **1410.16** |
| | | | | 4 Receptacles, 1 Dual USB-A Charging, 1 Smart USB-A+C Charging | Q, V | EUC2-HJ0P-411000 | **1530.06** |
| | | | | 4 Receptacles, 1 Smart USB-A+C Charging, 1 Data Port | Q, V | EUC2-HJ0P-401010 | **1455.49** |
| | | | | 4 Receptacles, 1 USB-C 60W Charging | Q, V | EUC2-HJ0P-400100 | **1594.35** |
| | | | | 4 Receptacles, 2 Data Ports | Q, V | EUC2-HJ0P-400020 | **1335.59** |
| | | | | 4 Receptacles, 2 Smart USB-A+C Charging | Q, V | EUC2-HJ0P-402000 | **1575.39** |
| | | | | 5 Receptacles, 1 Data Port | Q, V | EUC2-HJ0P-500010 | **1335.59** |
| | | | | 5 Receptacles, 1 Dual USB-A Charging | Q, V | EUC2-HJ0P-510000 | **1410.16** |
| | | | | 5 Receptacles, 1 Smart USB-A+C Charging | Q, V | EUC2-HJ0P-501000 | **1455.49** |
| | | | | 6 Receptacles | Q, V | EUC2-HJ0P-600000 | **1335.59** |

This page intentionally blank

# Electrical Components

Flip Top Units

## Power and Data

(1.1)

Power Cord

EUE1-1111W

(2.0)

Power Cord

EUE1-1B01W



Power Cord

EUE1-1331W

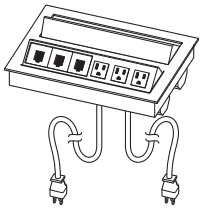

EUE2-1331W

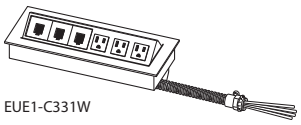

EUE1-C331W

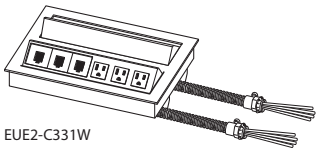

EUE2-C331W

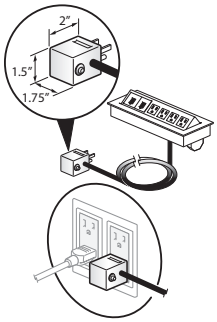


Circuit Breaker Plug Detail

| Width | Bezel Depth | Configuration | Number | Price |
|---|---|---|---|---|
| **Corded Single-Sided Outlets** | | | | |
| 5.24"(133mm) | 4.37"(111mm) | 1 Power, 1 Data | EUE1-0000-1111W | **$ 453.00** |
| | | 2 Power, 0 Data | EUE1-0000-1B01W | **453.00** |
| 8.31"(211mm) | 4.37"(111mm) | 2 Power, 2 Data | EUE1-0000-1221W | **588.54** |
| | | 3 Power, 1 Data | EUE1-0000-1311W | **588.54** |
| 11.25"(286mm) | | 3 Power, 3 Data | EUE1-0000-1331W | **588.54** |
| | | 4 Power, 2 Data | EUE1-0000-1421W | **588.54** |
| **Corded Double-Sided Outlets** | | | | |
| 8.31"(211mm) | 8"(203mm) | 2 Power, 2 Data | EUE2-0000-1221W | **$1177.05** |
| | | 3 Power, 1 Data | EUE2-0000-1311W | **1177.05** |
| 11.25"(286mm) | | 3 Power, 3 Data | EUE2-0000-1331W | **1177.05** |
| | | 4 Power, 2 Data | EUE2-0000-1421W | **1177.05** |
| **Hardwire Single-Sided Outlets** | | | | |
| 8.31"(211mm) | 4.37"(111mm) | 2 Power, 2 Data | EUE1-0000-C221W | **$ 610.69** |
| 11.25"(286mm) | | 3 Power, 3 Data | EUE1-0000-C331W | **610.69** |
| **Hardwire Double-Sided Outlets** | | | | |
| 8.31"(211mm) | 8"(203mm) | 2 Power, 2 Data | EUE2-0000-C221W | **$1282.28** |
| 11.25"(286mm) | | 3 Power, 3 Data | EUE2-0000-C331W | **1282.28** |

### Features

- Hardwire flip top unit includes one flip top unit with power outlets and communication openings, mounting clips, 6 foot flexible metal conduit feed with wires for hardwire, multiple data jack adapters to accommodate most varieties of field supplied data jacks, also includes blank data covers.
- Corded flip top unit includes one flip top unit with power outlets and communication openings, 12 foot long – 15-amp cord with plug, mounting clips, multiple data jack adapters to accommodate most varieties of field supplied data jacks, also includes blank data covers.
- Flip top unit is flush mounted with spring release cover.
- Flip top unit overall height is 2.75"(70mm) and will extend below the table tops.
- Standard in anodized finish.
- Ships assembled.

### Specification Tips

- **For use with 120 volt 60 hertz power source only.**
- Flip top unit plug-in cord drops down from bottom of unit to plug into external power outlet.
- Flip top unit must be field installed on worksurfaces by field cutting hole.
- Application may require approval of local authority having jurisdiction (AHJ); ensure compliance before placing orders and installation.

### To Order, Specify:

1) Product number.
   (No finish specification required.)

# Electrical Components

Flip Top Unit — Non-Powered

| Width | Bezel Depth | Trim Color | Port Color | Port | Configuration | Number | Price |
|---|---|---|---|---|---|---|---|
| **Single-Sided Outlets** | | | | | | | |
| 5.32″(135mm) | 4.37″(111mm) | Black Anodized | Black | 2 | 1 Cable Bay | EUE1-000B-0002 | **$ 793.91** |
| | | | | | 2 Data Ports | EUE1-000B-0020 | **793.91** |
| 8.31″(211mm) | 4.37″(111mm) | | | 4 | 2 Data Ports, 1 Cable Bay | EUE1-000B-0022 | **$ 793.91** |
| | | | | | 4 Data Ports | EUE1-000B-0040 | **793.91** |
| 11.3″(287mm) | 4.37″(111mm) | | | 6 | 4 Data Ports, 1 Cable Bay | EUE1-000B-0042 | **$ 793.91** |
| | | | | | 6 Data Ports | EUE1-000B-0060 | **793.91** |
| 5.32″(135mm) | 4.37″(111mm) | Clear Anodized | White | 2 | 1 Cable Bay | EUE1-000W-0002 | **$ 592.24** |
| | | | | | 2 Data Ports | EUE1-000W-0020 | **592.24** |
| 8.31″(211mm) | 4.37″(111mm) | | | 4 | 2 Data Ports, 1 Cable Bay | EUE1-000W-0022 | **$ 592.24** |
| | | | | | 4 Data Ports | EUE1-000W-0040 | **592.24** |
| 11.3″(287mm) | 4.37″(111mm) | | | 6 | 4 Data Ports, 1 Cable Bay | EUE1-000W-0042 | **$ 592.24** |
| | | | | | 6 Data Ports | EUE1-000W-0060 | **592.24** |
| **Double-Sided Outlets** | | | | | | | |
| 8.31″(211mm) | 8.07″(205mm) | Black Anodized | Black | 4 | 2 Data Ports, 1 Cable Bay | EUE2-000B-0022 | **$1382.42** |
| | | | | | 4 Data Ports | EUE2-000B-0040 | **1382.42** |
| 11.3″(287mm) | 8.07″(205mm) | | | 6 | 4 Data Ports, 1 Cable Bay | EUE2-000B-0042 | **$1382.42** |
| | | | | | 6 Data Ports | EUE2-000B-0060 | **1382.42** |
| 8.31″(211mm) | 8.07″(205mm) | Clear Anodized | White | 4 | 2 Data Ports, 1 Cable Bay | EUE2-000W-0022 | **$1180.75** |
| | | | | | 4 Data Ports | EUE2-000W-0040 | **1180.75** |
| 11.3″(287mm) | 8.07″(205mm) | | | 6 | 4 Data Ports, 1 Cable Bay | EUE2-000W-0042 | **$1180.75** |
| | | | | | 6 Data Ports | EUE2-000W-0060 | **1180.75** |

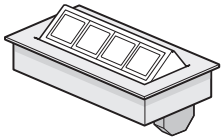

EUE1-000B

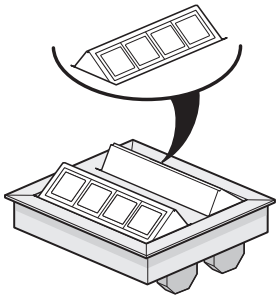

EUE2-000B

### Features

- Includes bezel and nonpowered flip top module with 2, 4 or 6 ports that can be configured with data ports or cable bays and mounting hardware.
- Data port accommodate most varieties of field supplied data/AV jacks.
- Each Cable Bay can accept up to 2 pull out data/AV cables
- Flip top unit is flush mounted with spring release flip module(s).
- Flip top unit overall height is 2.75″(70mm) and will extend below the table tops.
- Color option of black anodized housing with black receptacles or clear anodized housing with white receptacles.
- Ships assembled.

### Specification Tips

- **Configuration and quantity of power and data ports cannot be modified in the field.**
- Requires field installation.
- Specify factory cut hole or field cut hole as required.
- Specify AV cables separately.
- Cable Bay requires cables less than 0.3″(7.6mm) diameter.
- Application may require approval of local authority having jurisdiction (AHJ); ensure compliance before placing orders and installation.

### To Order, Specify:

1) Product number.
   (No finish specification required.)

This page intentionally blank

# Electrical Components

Flip Top Unit – Corded – Single-Sided

## Power, Data and USB

### 4-Port:

(2) Power
(1) USB-A
(1) Data

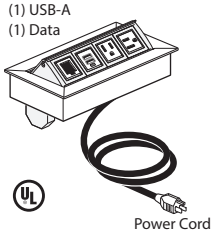


EUE1-PF0B-2110

### 6-Port:

(4) Power
(1) USB-A
(1) Data

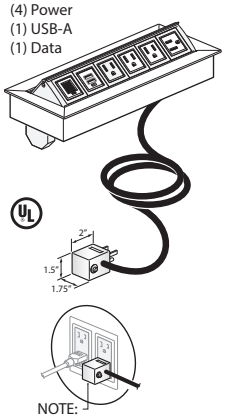


NOTE:
Always Circuit Breaker Plug when more than three power outlets specified.

EUE1-PF0B-1212

### 4-Port:

(4) Power

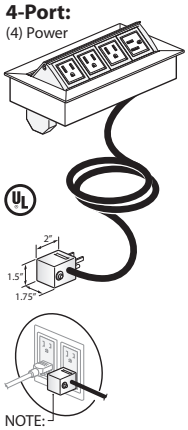


NOTE:
Always Circuit Breaker Plug when more than three power outlets specified.

EUE1-PF0B-4000

## Features

- Includes bezel and flip top module with 2, 4 or 6 ports that can be configured with simplex outlets (NEMA-5-15R), USB charging port (with two USB outlets), data ports or cable bay(s) that can accept up to 2 pull out data/AV cables and mounting hardware.
- Data port accommodate most varieties of field supplied data/AV jacks.
- Corded power module available with 15 amp - 6′(1829mm) or 12′(3658mm) long cord with plug (NEMA 5-15P).
- USB Charging Port consists of two USB 2.0 style A outlets. 4 Amp (shared) charging capacity.
- Flip top unit is flush mounted with spring release flip module.
- Flip top unit overall height is 2.75″(70mm) and will extend below the table tops.
- Color option of black anodized housing with black receptacles or clear anodized housing with white receptacles.
- Ships assembled.

## Specification Tips

- **Configuration and quantity of power and data ports cannot be modified in the field.**
- **For use with 120 volt 60 hertz power source only.**
- Requires field installation.
- Specify factory cut hole or field cut hole as required.
- Specify AV cables separately.
- Cable Bay requires cables less than 0.3″(7.6mm) diameter.
- Application may require approval of local authority having jurisdiction (AHJ); ensure compliance before placing orders and installation.

## To Order, Specify:

1) Product number.
   (No finish specification required.)

**Note: Order flip top units to match flip top unit cutout option specified for each top (A/B, F/V or J/K).**



Class YA – SIN 33721; Discount Group XIII
Canadian Conversion Factor: Refer to haworth.com/Canada

# Electrical Components

## Flip Top Unit – Corded – Single-Sided

| Bezel Width | Bezel Depth | Cord Length | Trim Color | Port Color | Port | Configuration | Flip Top Unit Cutout Code Options | Number | Price |
|---|---|---|---|---|---|---|---|---|---|
| 5.31″ (135mm) | 4.37″ (111mm) | 6′ (1829mm) | Black Anodized | Black | 2 | 1 Power Receptacle, 1 Data Port | A, B | EUE1-PF0B-1010 | **$ 793.91** |
| | | | | | | 1 Power Receptacle, 1 USB Charging | A, B | EUE1-PF0B-1100 | **868.48** |
| | | | | | | 2 Power Receptacles | A, B | EUE1-PF0B-2000 | **793.91** |
| 8.31″ (211mm) | 4.37″ (111mm) | | | | 4 | 1 Power Receptacle, 1 Data Port, 1 Cable Bay | F, V | EUE1-PF0B-1012 | **$ 793.91** |
| | | | | | | 1 Power Receptacle, 3 Data Ports | F, V | EUE1-PF0B-1030 | **793.91** |
| | | | | | | 1 Power Receptacle, 1 USB Charging, 1 Cable Bay | F, V | EUE1-PF0B-1102 | **868.48** |
| | | | | | | 1 Power Receptacle, 1 USB Charging, 2 Data Ports | F, V | EUE1-PF0B-1120 | **868.48** |
| | | | | | | 1 Power Receptacle, 3 USB Charging | F, V | EUE1-PF0B-1300 | **1017.62** |
| | | | | | | 2 Power Receptacles, 1 Cable Bay | F, V | EUE1-PF0B-2002 | **793.91** |
| | | | | | | 2 Power Receptacles, 2 Data Ports | F, V | EUE1-PF0B-2020 | **793.91** |
| | | | | | | 2 Power Receptacles, 1 USB Charging, 1 Data Port | F, V | EUE1-PF0B-2110 | **868.48** |
| | | | | | | 2 Power Receptacles, 2 USB Charging | F, V | EUE1-PF0B-2200 | **943.05** |
| | | | | | | 3 Power Receptacles, 1 Data Port | F, V | EUE1-PF0B-3010 | **793.91** |
| | | | | | | 3 Power Receptacles, 1 USB Charging | F, V | EUE1-PF0B-3100 | **868.48** |
| | | | | | | 4 Power Receptacles | F, V | EUE1-PF0B-4000 | **793.91** |
| 11.3″ (287mm) | 4.37″ (111mm) | | | | 6 | 1 Power Receptacle, 3 Data Ports, 1 Cable Bay | J, K | EUE1-PF0B-1032 | **$ 793.91** |
| | | | | | | 1 Power Receptacle, 5 Data Ports | J, K | EUE1-PF0B-1050 | **793.91** |
| | | | | | | 1 Power Receptacle, 1 USB Charging, 2 Data Ports, 1 Cable Bay | J, K | EUE1-PF0B-1122 | **868.48** |
| | | | | | | 1 Power Receptacle, 1 USB Charging, 4 Data Ports | J, K | EUE1-PF0B-1140 | **868.48** |
| | | | | | | 1 Power Receptacle, 2 USB Charging, 1 Data Port, 1 Cable Bay | J, K | EUE1-PF0B-1212 | **943.05** |
| | | | | | | 1 Power Receptacle, 2 USB Charging, 3 Data Ports | J, K | EUE1-PF0B-1230 | **943.05** |
| | | | | | | 1 Power Receptacle, 3 USB Charging, 1 Cable Bay | J, K | EUE1-PF0B-1302 | **1017.62** |
| | | | | | | 1 Power Receptacle, 3 USB Charging, 2 Data Ports | J, K | EUE1-PF0B-1320 | **1017.62** |
| | | | | | | 2 Power Receptacles, 2 Data Ports, 1 Cable Bay | J, K | EUE1-PF0B-2022 | **793.91** |
| | | | | | | 2 Power Receptacles, 4 Data Ports | J, K | EUE1-PF0B-2040 | **793.91** |
| | | | | | | 2 Power Receptacles, 1 USB Charging, 1 Data Port, 1 Cable Bay | J, K | EUE1-PF0B-2112 | **868.48** |
| | | | | | | 2 Power Receptacles, 1 USB Charging, 3 Data Ports | J, K | EUE1-PF0B-2130 | **868.48** |
| | | | | | | 2 Power Receptacles, 2 USB Charging, 1 Cable Bay | J, K | EUE1-PF0B-2202 | **943.05** |
| | | | | | | 2 Power Receptacles, 2 USB Charging, 2 Data Ports | J, K | EUE1-PF0B-2220 | **943.05** |
| | | | | | | 2 Power Receptacles, 3 USB Charging, 1 Data Port | J, K | EUE1-PF0B-2310 | **1017.62** |
| | | | | | | 2 Power Receptacles, 4 USB Charging | J, K | EUE1-PF0B-2400 | **1092.19** |
| | | | | | | 3 Power Receptacles, 1 Data Port, 1 Cable Bay | J, K | EUE1-PF0B-3012 | **793.91** |
| | | | | | | 3 Power Receptacles, 3 Data Ports | J, K | EUE1-PF0B-3030 | **793.91** |
| | | | | | | 3 Power Receptacles, 1 USB Charging, 1 Cable Bay | J, K | EUE1-PF0B-3102 | **868.48** |
| | | | | | | 3 Power Receptacles, 1 USB Charging, 2 Data Ports | J, K | EUE1-PF0B-3120 | **868.48** |
| | | | | | | 3 Power Receptacles, 2 USB Charging, 1 Data Port | J, K | EUE1-PF0B-3210 | **943.05** |
| | | | | | | 3 Power Receptacles, 3 USB Charging | J, K | EUE1-PF0B-3300 | **1017.62** |
| | | | | | | 4 Power Receptacles, 1 Cable Bay | J, K | EUE1-PF0B-4002 | **793.91** |
| | | | | | | 4 Power Receptacles, 2 Data Ports | J, K | EUE1-PF0B-4020 | **793.91** |
| | | | | | | 4 Power Receptacles, 1 USB Charging, 1 Data Port | J, K | EUE1-PF0B-4110 | **868.48** |
| | | | | | | 4 Power Receptacles, 2 USB Charging | J, K | EUE1-PF0B-4200 | **943.05** |
| | | | | | | 5 Power Receptacles, 1 Data Port | J, K | EUE1-PF0B-5010 | **793.91** |
| | | | | | | 5 Power Receptacles, 1 USB Charging | J, K | EUE1-PF0B-5100 | **868.48** |
| | | | | | | 6 Power Receptacles | J, K | EUE1-PF0B-6000 | **793.91** |

# Electrical Components

## Flip Top Unit – Corded – Single-Sided

| Bezel Width | Bezel Depth | Cord Length | Trim Color | Port Color | Port | Configuration | Flip Top Unit Cutout Code Options | Number | Price |
|---|---|---|---|---|---|---|---|---|---|
| 5.31″ (135mm) | 4.37″ (111mm) | 6′ (1829mm) | Clear Anodized | White | 2 | 1 Power Receptacle, 1 Data Port | A, B | EUE1-PF0W-1010 | **$592.24** |
| | | | | | | 1 Power Receptacle, 1 USB Charging | A, B | EUE1-PF0W-1100 | **666.81** |
| | | | | | | 2 Power Receptacles | A, B | EUE1-PF0W-2000 | **592.24** |
| 8.31″ (211mm) | 4.37″ (111mm) | | | | 4 | 1 Power Receptacle, 1 Data Port, 1 Cable Bay | F, V | EUE1-PF0W-1012 | **$592.24** |
| | | | | | | 1 Power Receptacle, 3 Data Ports | F, V | EUE1-PF0W-1030 | **592.24** |
| | | | | | | 1 Power Receptacle, 1 USB Charging, 1 Cable Bay | F, V | EUE1-PF0W-1102 | **666.81** |
| | | | | | | 1 Power Receptacle, 1 USB Charging, 2 Data Ports | F, V | EUE1-PF0W-1120 | **666.81** |
| | | | | | | 1 Power Receptacle, 3 USB Charging | F, V | EUE1-PF0W-1300 | **815.95** |
| | | | | | | 2 Power Receptacles, 1 Cable Bay | F, V | EUE1-PF0W-2002 | **592.24** |
| | | | | | | 2 Power Receptacles, 2 Data Ports | F, V | EUE1-PF0W-2020 | **592.24** |
| | | | | | | 2 Power Receptacles, 1 USB Charging, 1 Data Port | F, V | EUE1-PF0W-2110 | **666.81** |
| | | | | | | 2 Power Receptacles, 2 USB Charging | F, V | EUE1-PF0W-2200 | **741.38** |
| | | | | | | 3 Power Receptacles, 1 Data Port | F, V | EUE1-PF0W-3010 | **592.24** |
| | | | | | | 3 Power Receptacles, 1 USB Charging | F, V | EUE1-PF0W-3100 | **666.81** |
| | | | | | | 4 Power Receptacles | F, V | EUE1-PF0W-4000 | **592.24** |
| 11.3″ (287mm) | 4.37″ (111mm) | | | | 6 | 1 Power Receptacle, 3 Data Ports, 1 Cable Bay | J, K | EUE1-PF0W-1032 | **$592.24** |
| | | | | | | 1 Power Receptacle, 5 Data Ports | J, K | EUE1-PF0W-1050 | **592.24** |
| | | | | | | 1 Power Receptacle, 1 USB Charging, 2 Data Ports, 1 Cable Bay | J, K | EUE1-PF0W-1122 | **666.81** |
| | | | | | | 1 Power Receptacle, 1 USB Charging, 4 Data Ports | J, K | EUE1-PF0W-1140 | **666.81** |
| | | | | | | 1 Power Receptacle, 2 USB Charging, 1 Data Port, 1 Cable Bay | J, K | EUE1-PF0W-1212 | **741.38** |
| | | | | | | 1 Power Receptacle, 2 USB Charging, 3 Data Ports | J, K | EUE1-PF0W-1230 | **741.38** |
| | | | | | | 1 Power Receptacle, 3 USB Charging, 1 Cable Bay | J, K | EUE1-PF0W-1302 | **815.95** |
| | | | | | | 1 Power Receptacle, 3 USB Charging, 2 Data Ports | J, K | EUE1-PF0W-1320 | **815.95** |
| | | | | | | 2 Power Receptacles, 2 Data Ports, 1 Cable Bay | J, K | EUE1-PF0W-2022 | **592.24** |
| | | | | | | 2 Power Receptacles, 4 Data Ports | J, K | EUE1-PF0W-2040 | **592.24** |
| | | | | | | 2 Power Receptacles, 1 USB Charging, 1 Data Port, 1 Cable Bay | J, K | EUE1-PF0W-2112 | **666.81** |
| | | | | | | 2 Power Receptacles, 1 USB Charging, 3 Data Ports | J, K | EUE1-PF0W-2130 | **666.81** |
| | | | | | | 2 Power Receptacles, 2 USB Charging, 1 Cable Bay | J, K | EUE1-PF0W-2202 | **741.38** |
| | | | | | | 2 Power Receptacles, 2 USB Charging, 2 Data Ports | J, K | EUE1-PF0W-2220 | **741.38** |
| | | | | | | 2 Power Receptacles, 3 USB Charging, 1 Data Port | J, K | EUE1-PF0W-2310 | **815.95** |
| | | | | | | 2 Power Receptacles, 4 USB Charging | J, K | EUE1-PF0W-2400 | **890.52** |
| | | | | | | 3 Power Receptacles, 1 Data Port, 1 Cable Bay | J, K | EUE1-PF0W-3012 | **592.24** |
| | | | | | | 3 Power Receptacles, 3 Data Ports | J, K | EUE1-PF0W-3030 | **592.24** |
| | | | | | | 3 Power Receptacles, 1 USB Charging, 1 Cable Bay | J, K | EUE1-PF0W-3102 | **666.81** |
| | | | | | | 3 Power Receptacles, 1 USB Charging, 2 Data Ports | J, K | EUE1-PF0W-3120 | **666.81** |
| | | | | | | 3 Power Receptacles, 2 USB Charging, 1 Data Port | J, K | EUE1-PF0W-3210 | **741.38** |
| | | | | | | 3 Power Receptacles, 3 USB Charging | J, K | EUE1-PF0W-3300 | **815.95** |
| | | | | | | 4 Power Receptacles, 1 Cable Bay | J, K | EUE1-PF0W-4002 | **592.24** |
| | | | | | | 4 Power Receptacles, 2 Data Ports | J, K | EUE1-PF0W-4020 | **592.24** |
| | | | | | | 4 Power Receptacles, 1 USB Charging, 1 Data Port | J, K | EUE1-PF0W-4110 | **666.81** |
| | | | | | | 4 Power Receptacles, 2 USB Charging | J, K | EUE1-PF0W-4200 | **741.38** |
| | | | | | | 5 Power Receptacles, 1 Data Port | J, K | EUE1-PF0W-5010 | **592.24** |
| | | | | | | 5 Power Receptacles, 1 USB Charging | J, K | EUE1-PF0W-5100 | **666.81** |
| | | | | | | 6 Power Receptacles | J, K | EUE1-PF0W-6000 | **592.24** |



Class YA – SIN 33721; Discount Group XIII
Canadian Conversion Factor: Refer to haworth.com/Canada

# Electrical Components

## Flip Top Unit – Corded – Single-Sided

| Bezel Width | Bezel Depth | Cord Length | Trim Color | Port Color | Port | Configuration | Flip Top Unit Cutout Code Options | Number | Price |
|---|---|---|---|---|---|---|---|---|---|
| 5.31″ (135mm) | 4.37″ (111mm) | 12′ (3658mm) | Black Anodized | Black | 2 | 1 Power Receptacle, 1 Data Port | A, B | EUE1-PL0B-1010 | **$ 854.84** |
| | | | | | | 1 Power Receptacle, 1 USB Charging | A, B | EUE1-PL0B-1100 | **929.41** |
| | | | | | | 2 Power Receptacles | A, B | EUE1-PL0B-2000 | **854.84** |
| 8.31″ (211mm) | 4.37″ (111mm) | | | | 4 | 1 Power Receptacle, 1 Data Port, 1 Cable Bay | F, V | EUE1-PL0B-1012 | **$ 854.84** |
| | | | | | | 1 Power Receptacle, 3 Data Ports | F, V | EUE1-PL0B-1030 | **854.84** |
| | | | | | | 1 Power Receptacle, 1 USB Charging, 1 Cable Bay | F, V | EUE1-PL0B-1102 | **929.41** |
| | | | | | | 1 Power Receptacle, 1 USB Charging, 2 Data Ports | F, V | EUE1-PL0B-1120 | **929.41** |
| | | | | | | 1 Power Receptacle, 3 USB Charging | F, V | EUE1-PL0B-1300 | **1078.55** |
| | | | | | | 2 Power Receptacles, 1 Cable Bay | F, V | EUE1-PL0B-2002 | **854.84** |
| | | | | | | 2 Power Receptacles, 2 Data Ports | F, V | EUE1-PL0B-2020 | **854.84** |
| | | | | | | 2 Power Receptacles, 1 USB Charging, 1 Data Port | F, V | EUE1-PL0B-2110 | **929.41** |
| | | | | | | 2 Power Receptacles, 2 USB Charging | F, V | EUE1-PL0B-2200 | **1003.98** |
| | | | | | | 3 Power Receptacles, 1 Data Port | F, V | EUE1-PL0B-3010 | **854.84** |
| | | | | | | 3 Power Receptacles, 1 USB Charging | F, V | EUE1-PL0B-3100 | **929.41** |
| | | | | | | 4 Power Receptacles | F, V | EUE1-PL0B-4000 | **854.84** |
| 11.3″ (287mm) | 4.37″ (111mm) | | | | 6 | 1 Power Receptacle, 3 Data Ports, 1 Cable Bay | J, K | EUE1-PL0B-1032 | **$ 854.84** |
| | | | | | | 1 Power Receptacle, 5 Data Ports | J, K | EUE1-PL0B-1050 | **854.84** |
| | | | | | | 1 Power Receptacle, 1 USB Charging, 2 Data Ports, 1 Cable Bay | J, K | EUE1-PL0B-1122 | **929.41** |
| | | | | | | 1 Power Receptacle, 1 USB Charging, 4 Data Ports | J, K | EUE1-PL0B-1140 | **929.41** |
| | | | | | | 1 Power Receptacle, 2 USB Charging, 1 Data Port, 1 Cable Bay | J, K | EUE1-PL0B-1212 | **1003.98** |
| | | | | | | 1 Power Receptacle, 2 USB Charging, 3 Data Ports | J, K | EUE1-PL0B-1230 | **1003.98** |
| | | | | | | 1 Power Receptacle, 3 USB Charging, 1 Cable Bay | J, K | EUE1-PL0B-1302 | **1078.55** |
| | | | | | | 1 Power Receptacle, 3 USB Charging, 2 Data Ports | J, K | EUE1-PL0B-1320 | **1078.55** |
| | | | | | | 2 Power Receptacles, 2 Data Ports, 1 Cable Bay | J, K | EUE1-PL0B-2022 | **854.84** |
| | | | | | | 2 Power Receptacles, 4 Data Ports | J, K | EUE1-PL0B-2040 | **854.84** |
| | | | | | | 2 Power Receptacles, 1 USB Charging, 1 Data Port, 1 Cable Bay | J, K | EUE1-PL0B-2112 | **929.41** |
| | | | | | | 2 Power Receptacles, 1 USB Charging, 3 Data Ports | J, K | EUE1-PL0B-2130 | **929.41** |
| | | | | | | 2 Power Receptacles, 2 USB Charging, 1 Cable Bay | J, K | EUE1-PL0B-2202 | **1003.98** |
| | | | | | | 2 Power Receptacles, 2 USB Charging, 2 Data Ports | J, K | EUE1-PL0B-2220 | **1003.98** |
| | | | | | | 2 Power Receptacles, 3 USB Charging, 1 Data Port | J, K | EUE1-PL0B-2310 | **1078.55** |
| | | | | | | 2 Power Receptacles, 4 USB Charging | J, K | EUE1-PL0B-2400 | **1153.12** |
| | | | | | | 3 Power Receptacles, 1 Data Port, 1 Cable Bay | J, K | EUE1-PL0B-3012 | **854.84** |
| | | | | | | 3 Power Receptacles, 3 Data Ports | J, K | EUE1-PL0B-3030 | **854.84** |
| | | | | | | 3 Power Receptacles, 1 USB Charging, 1 Cable Bay | J, K | EUE1-PL0B-3102 | **929.41** |
| | | | | | | 3 Power Receptacles, 1 USB Charging, 2 Data Ports | J, K | EUE1-PL0B-3120 | **929.41** |
| | | | | | | 3 Power Receptacles, 2 USB Charging, 1 Data Port | J, K | EUE1-PL0B-3210 | **1003.98** |
| | | | | | | 3 Power Receptacles, 3 USB Charging | J, K | EUE1-PL0B-3300 | **1078.55** |
| | | | | | | 4 Power Receptacles, 1 Cable Bay | J, K | EUE1-PL0B-4002 | **854.84** |
| | | | | | | 4 Power Receptacles, 2 Data Ports | J, K | EUE1-PL0B-4020 | **854.84** |
| | | | | | | 4 Power Receptacles, 1 USB Charging, 1 Data Port | J, K | EUE1-PL0B-4110 | **929.41** |
| | | | | | | 4 Power Receptacles, 2 USB Charging | J, K | EUE1-PL0B-4200 | **1003.98** |
| | | | | | | 5 Power Receptacles, 1 Data Port | J, K | EUE1-PL0B-5010 | **854.84** |
| | | | | | | 5 Power Receptacles, 1 USB Charging | J, K | EUE1-PL0B-5100 | **929.41** |
| | | | | | | 6 Power Receptacles | J, K | EUE1-PL0B-6000 | **854.84** |

# Electrical Components

## Flip Top Unit – Corded – Single-Sided

| Bezel Width | Bezel Depth | Cord Length | Trim Color | Port Color | Port | Configuration | Flip Top Unit Cutout Code Options | Number | Price |
|---|---|---|---|---|---|---|---|---|---|
| 5.31″ (135mm) | 4.37″ (111mm) | 12′ (3658mm) | Clear Anodized | White | 2 | 1 Power Receptacle, 1 Data Port | A, B | EUE1-PL0W-1010 | **$653.17** |
| | | | | | | 1 Power Receptacle, 1 USB Charging | A, B | EUE1-PL0W-1100 | **727.74** |
| | | | | | | 2 Power Receptacles | A, B | EUE1-PL0W-2000 | **653.17** |
| 8.31″ (211mm) | 4.37″ (111mm) | | | | 4 | 1 Power Receptacle, 1 Data Port, 1 Cable Bay | F, V | EUE1-PL0W-1012 | **$653.17** |
| | | | | | | 1 Power Receptacle, 3 Data Ports | F, V | EUE1-PL0W-1030 | **653.17** |
| | | | | | | 1 Power Receptacle, 1 USB Charging, 1 Cable Bay | F, V | EUE1-PL0W-1102 | **727.74** |
| | | | | | | 1 Power Receptacle, 1 USB Charging, 2 Data Ports | F, V | EUE1-PL0W-1120 | **727.74** |
| | | | | | | 1 Power Receptacle, 3 USB Charging | F, V | EUE1-PL0W-1300 | **876.88** |
| | | | | | | 2 Power Receptacles, 1 Cable Bay | F, V | EUE1-PL0W-2002 | **653.17** |
| | | | | | | 2 Power Receptacles, 2 Data Ports | F, V | EUE1-PL0W-2020 | **653.17** |
| | | | | | | 2 Power Receptacles, 1 USB Charging, 1 Data Port | F, V | EUE1-PL0W-2110 | **727.74** |
| | | | | | | 2 Power Receptacles, 2 USB Charging | F, V | EUE1-PL0W-2200 | **802.31** |
| | | | | | | 3 Power Receptacles, 1 Data Port | F, V | EUE1-PL0W-3010 | **653.17** |
| | | | | | | 3 Power Receptacles, 1 USB Charging | F, V | EUE1-PL0W-3100 | **727.74** |
| | | | | | | 4 Power Receptacles | F, V | EUE1-PL0W-4000 | **653.17** |
| 11.3″ (287mm) | 4.37″ (111mm) | | | | 6 | 1 Power Receptacle, 3 Data Ports, 1 Cable Bay | J, K | EUE1-PL0W-1032 | **$653.17** |
| | | | | | | 1 Power Receptacle, 5 Data Ports | J, K | EUE1-PL0W-1050 | **653.17** |
| | | | | | | 1 Power Receptacle, 1 USB Charging, 2 Data Ports, 1 Cable Bay | J, K | EUE1-PL0W-1122 | **727.74** |
| | | | | | | 1 Power Receptacle, 1 USB Charging, 4 Data Ports | J, K | EUE1-PL0W-1140 | **727.74** |
| | | | | | | 1 Power Receptacle, 2 USB Charging, 1 Data Port, 1 Cable Bay | J, K | EUE1-PL0W-1212 | **802.31** |
| | | | | | | 1 Power Receptacle, 2 USB Charging, 3 Data Ports | J, K | EUE1-PL0W-1230 | **802.31** |
| | | | | | | 1 Power Receptacle, 3 USB Charging, 1 Cable Bay | J, K | EUE1-PL0W-1302 | **876.88** |
| | | | | | | 1 Power Receptacle, 3 USB Charging, 2 Data Ports | J, K | EUE1-PL0W-1320 | **876.88** |
| | | | | | | 2 Power Receptacles, 2 Data Ports, 1 Cable Bay | J, K | EUE1-PL0W-2022 | **653.17** |
| | | | | | | 2 Power Receptacles, 4 Data Ports | J, K | EUE1-PL0W-2040 | **653.17** |
| | | | | | | 2 Power Receptacles, 1 USB Charging, 1 Data Port, 1 Cable Bay | J, K | EUE1-PL0W-2112 | **727.74** |
| | | | | | | 2 Power Receptacles, 1 USB Charging, 3 Data Ports | J, K | EUE1-PL0W-2130 | **727.74** |
| | | | | | | 2 Power Receptacles, 2 USB Charging, 1 Cable Bay | J, K | EUE1-PL0W-2202 | **802.31** |
| | | | | | | 2 Power Receptacles, 2 USB Charging, 2 Data Ports | J, K | EUE1-PL0W-2220 | **802.31** |
| | | | | | | 2 Power Receptacles, 3 USB Charging, 1 Data Port | J, K | EUE1-PL0W-2310 | **876.88** |
| | | | | | | 2 Power Receptacles, 4 USB Charging | J, K | EUE1-PL0W-2400 | **951.45** |
| | | | | | | 3 Power Receptacles, 1 Data Port, 1 Cable Bay | J, K | EUE1-PL0W-3012 | **653.17** |
| | | | | | | 3 Power Receptacles, 3 Data Ports | J, K | EUE1-PL0W-3030 | **653.17** |
| | | | | | | 3 Power Receptacles, 1 USB Charging, 1 Cable Bay | J, K | EUE1-PL0W-3102 | **727.74** |
| | | | | | | 3 Power Receptacles, 1 USB Charging, 2 Data Ports | J, K | EUE1-PL0W-3120 | **727.74** |
| | | | | | | 3 Power Receptacles, 2 USB Charging, 1 Data Port | J, K | EUE1-PL0W-3210 | **802.31** |
| | | | | | | 3 Power Receptacles, 3 USB Charging | J, K | EUE1-PL0W-3300 | **876.88** |
| | | | | | | 4 Power Receptacles, 1 Cable Bay | J, K | EUE1-PL0W-4002 | **653.17** |
| | | | | | | 4 Power Receptacles, 2 Data Ports | J, K | EUE1-PL0W-4020 | **653.17** |
| | | | | | | 4 Power Receptacles, 1 USB Charging, 1 Data Port | J, K | EUE1-PL0W-4110 | **727.74** |
| | | | | | | 4 Power Receptacles, 2 USB Charging | J, K | EUE1-PL0W-4200 | **802.31** |
| | | | | | | 5 Power Receptacles, 1 Data Port | J, K | EUE1-PL0W-5010 | **653.17** |
| | | | | | | 5 Power Receptacles, 1 USB Charging | J, K | EUE1-PL0W-5100 | **727.74** |
| | | | | | | 6 Power Receptacles | J, K | EUE1-PL0W-6000 | **653.17** |



Class YA – SIN 33721; Discount Group XIII
Canadian Conversion Factor: Refer to haworth.com/Canada

This page intentionally blank

# Electrical Components

Flip Top Unit — Corded — Double-Sided

## Power, Data and USB

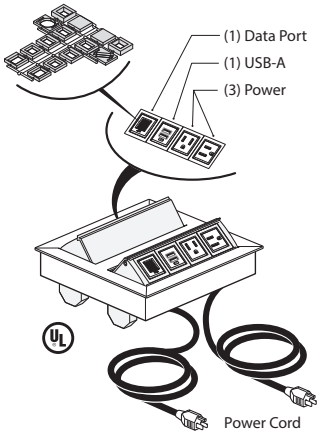


EUE2-PF0B-2110

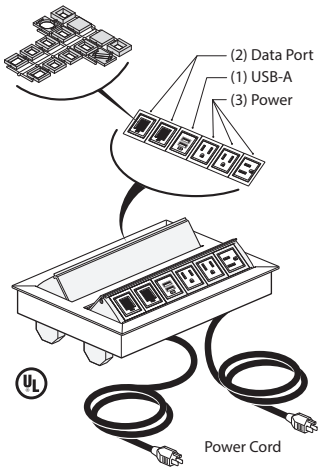


EUE2-PF0B-1212

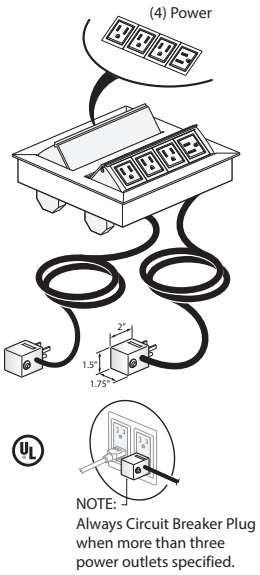


EUE2-PF0B-4000

## Features

- Includes bezel and two flip top modules, each flip top module with 2, 4 or 6 ports that can be configured with simplex outlets (NEMA-5-15R), USB charging port (with two USB outlets), data ports or cable bay(s) that can accept up to 2 pull out data/AV cables and mounting hardware.
- Data port accommodate most varieties of field supplied data/AV jacks.
- Each flip top module within the bezel provided with 15 amp - 6′(1829mm) or 12′(3658mm) long cord with plug (NEMA5-15P).
- USB Charging Port consists of two USB 2.0 style A outlets. 4 Amp (shared) charging capacity.
- Flip top unit is flush mounted with spring release flip module.
- Flip top unit overall height is 2.75″(70mm) and will extend below the table tops.
- Color option of black anodized housing with black receptacles or clear anodized housing with white receptacles.
- Ships assembled.

## Specification Tips

- **Configuration and quantity of power and data ports cannot be modified in the field.**
- **For use with 120 volt 60 hertz power source only.**
- Requires field installation.
- Specify factory cut hole or field cut hole as required.
- Specify AV cables separately.
- Cable Bay requires cables less than 0.3″(7.6mm) diameter.
- Application may require approval of local authority having jurisdiction (AHJ); ensure compliance before placing orders and installation.

**Note:** Two cord feeds are provided from the double-sided flip top unit.

## To Order, Specify:

1) Product number.
   (No finish specification required.)

**Note: Order flip top units to match flip top unit cutout option specified for each top (M/P or Q/T).**



Class YA – SIN 33721; Discount Group XIII
Canadian Conversion Factor: Refer to haworth.com/Canada

# Electrical Components

## Flip Top Unit — Corded — Double-Sided

| Width | Bezel Depth | Cord Length | Trim Color | Port Color | Port | Configuration | Flip Top Unit Cutout Code Options | Number | Price |
|---|---|---|---|---|---|---|---|---|---|
| 5.31″ (135mm) | 8″ (203mm) | 6′ (1829mm) | Black Anodized | Black | 4 | 1 Power Receptacle, 1 Data Port, 1 Cable Bay | M, P | EUE2-PF0B-1012 | **$1382.42** |
| | | | | | | 1 Power Receptacle, 3 Data Ports | M, P | EUE2-PF0B-1030 | **1382.42** |
| | | | | | | 1 Power Receptacle, 1 USB Charging, 1 Cable Bay | M, P | EUE2-PF0B-1102 | **1456.99** |
| | | | | | | 1 Power Receptacle, 1 USB Charging, 2 Data Ports | M, P | EUE2-PF0B-1120 | **1456.99** |
| | | | | | | 1 Power Receptacle, 3 USB Charging | M, P | EUE2-PF0B-1300 | **1606.13** |
| | | | | | | 2 Power Receptacles, 1 Cable Bay | M, P | EUE2-PF0B-2002 | **1382.42** |
| | | | | | | 2 Power Receptacles, 2 Data Ports | M, P | EUE2-PF0B-2020 | **1382.42** |
| | | | | | | 2 Power Receptacles, 1 USB Charging, 1 Data Port | M, P | EUE2-PF0B-2110 | **1456.99** |
| | | | | | | 2 Power Receptacles, 2 USB Charging | M, P | EUE2-PF0B-2200 | **1531.56** |
| | | | | | | 3 Power Receptacles, 1 Data Port | M, P | EUE2-PF0B-3010 | **1382.42** |
| | | | | | | 3 Power Receptacles, 1 USB Charging | M, P | EUE2-PF0B-3100 | **1456.99** |
| | | | | | | 4 Power Receptacles | M, P | EUE2-PF0B-4000 | **1382.42** |
| | | | | | 6 | 1 Power Receptacle, 3 Data Ports, 1 Cable Bay | Q, T | EUE2-PF0B-1032 | **$1382.42** |
| | | | | | | 1 Power Receptacle, 5 Data Ports | Q, T | EUE2-PF0B-1050 | **1382.42** |
| | | | | | | 1 Power Receptacle, 1 USB Charging, 2 Data Ports, 1 Cable Bay | Q, T | EUE2-PF0B-1122 | **1456.99** |
| | | | | | | 1 Power Receptacle, 1 USB Charging, 4 Data Ports | Q, T | EUE2-PF0B-1140 | **1456.99** |
| | | | | | | 1 Power Receptacle, 2 USB Charging, 1 Data Port, 1 Cable Bay | Q, T | EUE2-PF0B-1212 | **1531.56** |
| | | | | | | 1 Power Receptacle, 2 USB Charging, 3 Data Ports | Q, T | EUE2-PF0B-1230 | **1531.56** |
| | | | | | | 1 Power Receptacle, 3 USB Charging, 2 Cable Bays | Q, T | EUE2-PF0B-1302 | **1606.13** |
| | | | | | | 1 Power Receptacle, 3 USB Charging, 2 Data Ports | Q, T | EUE2-PF0B-1320 | **1606.13** |
| | | | | | | 2 Power Receptacles, 2 Data Ports, 2 Cable Bays | Q, T | EUE2-PF0B-2022 | **1382.42** |
| | | | | | | 2 Power Receptacles, 4 Data Ports | Q, T | EUE2-PF0B-2040 | **1382.42** |
| | | | | | | 2 Power Receptacles, 1 USB Charging, 1 Data Port, 2 Cable Bays | Q, T | EUE2-PF0B-2112 | **1456.99** |
| | | | | | | 2 Power Receptacles, 1 USB Charging, 3 Data Ports | Q, T | EUE2-PF0B-2130 | **1456.99** |
| | | | | | | 2 Power Receptacles, 2 USB Charging, 2 Cable Bays | Q, T | EUE2-PF0B-2202 | **1531.56** |
| | | | | | | 2 Power Receptacles, 2 USB Charging, 2 Data Ports | Q, T | EUE2-PF0B-2220 | **1531.56** |
| | | | | | | 2 Power Receptacles, 3 USB Charging, 1 Data Port | Q, T | EUE2-PF0B-2310 | **1606.13** |
| | | | | | | 2 Power Receptacles, 4 USB Charging | Q, T | EUE2-PF0B-2400 | **1680.70** |
| | | | | | | 3 Power Receptacles, 1 Data Port, 2 Cable Bays | Q, T | EUE2-PF0B-3012 | **1382.42** |
| | | | | | | 3 Power Receptacles, 3 Data Ports | Q, T | EUE2-PF0B-3030 | **1382.42** |
| | | | | | | 3 Power Receptacles, 1 USB Charging, 2 Cable Bays | Q, T | EUE2-PF0B-3102 | **1456.99** |
| | | | | | | 3 Power Receptacles, 1 USB Charging, 2 Data Ports | Q, T | EUE2-PF0B-3120 | **1456.99** |
| | | | | | | 3 Power Receptacles, 2 USB Charging, 1 Data Port | Q, T | EUE2-PF0B-3210 | **1531.56** |
| | | | | | | 3 Power Receptacles, 3 USB Charging | Q, T | EUE2-PF0B-3300 | **1606.13** |
| | | | | | | 4 Power Receptacles, 2 Cable Bays | Q, T | EUE2-PF0B-4002 | **1382.42** |
| | | | | | | 4 Power Receptacles, 2 Data Ports | Q, T | EUE2-PF0B-4020 | **1382.42** |
| | | | | | | 4 Power Receptacles, 1 USB Charging, 1 Data Port | Q, T | EUE2-PF0B-4110 | **1456.99** |
| | | | | | | 4 Power Receptacles, 2 USB Charging | Q, T | EUE2-PF0B-4200 | **1531.56** |
| | | | | | | 5 Power Receptacles, 1 Data Port | Q, T | EUE2-PF0B-5010 | **1382.42** |
| | | | | | | 5 Power Receptacles, 1 USB Charging | Q, T | EUE2-PF0B-5100 | **1456.99** |
| | | | | | | 6 Power Receptacles | Q, T | EUE2-PF0B-6000 | **1382.42** |

# Electrical Components

Flip Top Unit — Corded — Double-Sided

| Width | Bezel Depth | Cord Length | Trim Color | Port Color | Port | Configuration | Flip Top Unit Cutout Code Options | Number | Price |
|---|---|---|---|---|---|---|---|---|---|
| 5.31″ (135mm) | 8″ (203mm) | 6′ (1829mm) | Clear Anodized | White | 4 | 1 Power Receptacle, 1 Data Port, 1 Cable Bay | M, P | EUE2-PF0W-1012 | **$1180.75** |
| | | | | | | 1 Power Receptacle, 3 Data Ports | M, P | EUE2-PF0W-1030 | **1180.75** |
| | | | | | | 1 Power Receptacle, 1 USB Charging, 1 Cable Bay | M, P | EUE2-PF0W-1102 | **1255.32** |
| | | | | | | 1 Power Receptacle, 1 USB Charging, 2 Data Ports | M, P | EUE2-PF0W-1120 | **1255.32** |
| | | | | | | 1 Power Receptacle, 3 USB Charging | M, P | EUE2-PF0W-1300 | **1404.46** |
| | | | | | | 2 Power Receptacles, 1 Cable Bay | M, P | EUE2-PF0W-2002 | **1180.75** |
| | | | | | | 2 Power Receptacles, 2 Data Ports | M, P | EUE2-PF0W-2020 | **1180.75** |
| | | | | | | 2 Power Receptacles, 1 USB Charging, 1 Data Port | M, P | EUE2-PF0W-2110 | **1255.32** |
| | | | | | | 2 Power Receptacles, 2 USB Charging | M, P | EUE2-PF0W-2200 | **1329.89** |
| | | | | | | 3 Power Receptacles, 1 Data Port | M, P | EUE2-PF0W-3010 | **1180.75** |
| | | | | | | 3 Power Receptacles, 1 USB Charging | M, P | EUE2-PF0W-3100 | **1255.32** |
| | | | | | | 4 Power Receptacles | M, P | EUE2-PF0W-4000 | **1180.75** |
| | | | | | 6 | 1 Power Receptacle, 3 Data Ports, 1 Cable Bay | Q, T | EUE2-PF0W-1032 | **$1180.75** |
| | | | | | | 1 Power Receptacle, 5 Data Ports | Q, T | EUE2-PF0W-1050 | **1180.75** |
| | | | | | | 1 Power Receptacle, 1 USB Charging, 2 Data Ports, 1 Cable Bay | Q, T | EUE2-PF0W-1122 | **1255.32** |
| | | | | | | 1 Power Receptacle, 1 USB Charging, 4 Data Ports | Q, T | EUE2-PF0W-1140 | **1255.32** |
| | | | | | | 1 Power Receptacle, 2 USB Charging, 1 Data Port, 1 Cable Bay | Q, T | EUE2-PF0W-1212 | **1329.89** |
| | | | | | | 1 Power Receptacle, 2 USB Charging, 3 Data Ports | Q, T | EUE2-PF0W-1230 | **1329.89** |
| | | | | | | 1 Power Receptacle, 3 USB Charging, 1 Cable Bay | Q, T | EUE2-PF0W-1302 | **1404.46** |
| | | | | | | 1 Power Receptacle, 3 USB Charging, 2 Data Ports | Q, T | EUE2-PF0W-1320 | **1404.46** |
| | | | | | | 2 Power Receptacles, 2 Data Ports, 1 Cable Bay | Q, T | EUE2-PF0W-2022 | **1180.75** |
| | | | | | | 2 Power Receptacles, 4 Data Ports | Q, T | EUE2-PF0W-2040 | **1180.75** |
| | | | | | | 2 Power Receptacles, 1 USB Charging, 1 Data Port, 1 Cable Bay | Q, T | EUE2-PF0W-2112 | **1255.32** |
| | | | | | | 2 Power Receptacles, 1 USB Charging, 3 Data Ports | Q, T | EUE2-PF0W-2130 | **1255.32** |
| | | | | | | 2 Power Receptacles, 2 USB Charging, 1 Cable Bay | Q, T | EUE2-PF0W-2202 | **1329.89** |
| | | | | | | 2 Power Receptacles, 2 USB Charging, 2 Data Ports | Q, T | EUE2-PF0W-2220 | **1329.89** |
| | | | | | | 2 Power Receptacles, 3 USB Charging, 1 Data Port | Q, T | EUE2-PF0W-2310 | **1404.46** |
| | | | | | | 2 Power Receptacles, 4 USB Charging | Q, T | EUE2-PF0W-2400 | **1479.03** |
| | | | | | | 3 Power Receptacles, 1 Data Port, 1 Cable Bay | Q, T | EUE2-PF0W-3012 | **1180.75** |
| | | | | | | 3 Power Receptacles, 3 Data Ports | Q, T | EUE2-PF0W-3030 | **1180.75** |
| | | | | | | 3 Power Receptacles, 1 USB Charging, 1 Cable Bay | Q, T | EUE2-PF0W-3102 | **1255.32** |
| | | | | | | 3 Power Receptacles, 1 USB Charging, 2 Data Ports | Q, T | EUE2-PF0W-3120 | **1255.32** |
| | | | | | | 3 Power Receptacles, 2 USB Charging, 1 Data Port | Q, T | EUE2-PF0W-3210 | **1329.89** |
| | | | | | | 3 Power Receptacles, 3 USB Charging | Q, T | EUE2-PF0W-3300 | **1404.46** |
| | | | | | | 4 Power Receptacles, 1 Cable Bay | Q, T | EUE2-PF0W-4002 | **1180.75** |
| | | | | | | 4 Power Receptacles, 2 Data Ports | Q, T | EUE2-PF0W-4020 | **1180.75** |
| | | | | | | 4 Power Receptacles, 1 USB Charging, 1 Data Port | Q, T | EUE2-PF0W-4110 | **1255.32** |
| | | | | | | 4 Power Receptacles, 2 USB Charging | Q, T | EUE2-PF0W-4200 | **1329.89** |
| | | | | | | 5 Power Receptacles, 1 Data Port | Q, T | EUE2-PF0W-5010 | **1180.75** |
| | | | | | | 5 Power Receptacles, 1 USB Charging | Q, T | EUE2-PF0W-5100 | **1255.32** |
| | | | | | | 6 Power Receptacles | Q, T | EUE2-PF0W-6000 | **1180.75** |



Class YA – SIN 33721; Discount Group XIII
Canadian Conversion Factor: Refer to haworth.com/Canada

# Electrical Components

## Flip Top Unit — Corded — Double-Sided

| Width | Bezel Depth | Cord Length | Trim Color | Port Color | Port | Configuration | Flip Top Unit Cutout Code Options | Number | Price |
|---|---|---|---|---|---|---|---|---|---|
| 5.31″ (135mm) | 8″ (203mm) | 12′ (3658mm) | Black Anodized | Black | 4 | 1 Power Receptacle, 1 Data Port, 1 Cable Bay | M, P | EUE2-PL0B-1012 | **$1443.35** |
| | | | | | | 1 Power Receptacle, 3 Data Ports | M, P | EUE2-PL0B-1030 | **1443.35** |
| | | | | | | 1 Power Receptacle, 1 USB Charging, 1 Cable Bay | M, P | EUE2-PL0B-1102 | **1517.92** |
| | | | | | | 1 Power Receptacle, 1 USB Charging, 2 Data Ports | M, P | EUE2-PL0B-1120 | **1517.92** |
| | | | | | | 1 Power Receptacle, 3 USB Charging | M, P | EUE2-PL0B-1300 | **1667.06** |
| | | | | | | 2 Power Receptacles, 1 Cable Bay | M, P | EUE2-PL0B-2002 | **1443.35** |
| | | | | | | 2 Power Receptacles, 2 Data Ports | M, P | EUE2-PL0B-2020 | **1443.35** |
| | | | | | | 2 Power Receptacles, 1 USB Charging, 1 Data Port | M, P | EUE2-PL0B-2110 | **1517.92** |
| | | | | | | 2 Power Receptacles, 2 USB Charging | M, P | EUE2-PL0B-2200 | **1592.49** |
| | | | | | | 3 Power Receptacles, 1 Data Port | M, P | EUE2-PL0B-3010 | **1443.35** |
| | | | | | | 3 Power Receptacles, 1 USB Charging | M, P | EUE2-PL0B-3100 | **1517.92** |
| | | | | | | 4 Power Receptacles | M, P | EUE2-PL0B-4000 | **1443.35** |
| | | | | | 6 | 1 Power Receptacle, 3 Data Ports, 1 Cable Bay | Q, T | EUE2-PL0B-1032 | **$1443.35** |
| | | | | | | 1 Power Receptacle, 5 Data Ports | Q, T | EUE2-PL0B-1050 | **1443.35** |
| | | | | | | 1 Power Receptacle, 1 USB Charging, 2 Data Ports, 1 Cable Bay | Q, T | EUE2-PL0B-1122 | **1517.92** |
| | | | | | | 1 Power Receptacle, 1 USB Charging, 4 Data Ports | Q, T | EUE2-PL0B-1140 | **1517.92** |
| | | | | | | 1 Power Receptacle, 2 USB Charging, 1 Data Port, 1 Cable Bay | Q, T | EUE2-PL0B-1212 | **1592.49** |
| | | | | | | 1 Power Receptacle, 2 USB Charging, 3 Data Ports | Q, T | EUE2-PL0B-1230 | **1592.49** |
| | | | | | | 1 Power Receptacle, 3 USB Charging, 1 Cable Bay | Q, T | EUE2-PL0B-1302 | **1667.06** |
| | | | | | | 1 Power Receptacle, 3 USB Charging, 2 Data Ports | Q, T | EUE2-PL0B-1320 | **1667.06** |
| | | | | | | 2 Power Receptacles, 2 Data Ports, 1 Cable Bay | Q, T | EUE2-PL0B-2022 | **1443.35** |
| | | | | | | 2 Power Receptacles, 4 Data Ports | Q, T | EUE2-PL0B-2040 | **1443.35** |
| | | | | | | 2 Power Receptacles, 1 USB Charging, 1 Data Port, 1 Cable Bay | Q, T | EUE2-PL0B-2112 | **1517.92** |
| | | | | | | 2 Power Receptacles, 1 USB Charging, 3 Data Ports | Q, T | EUE2-PL0B-2130 | **1517.92** |
| | | | | | | 2 Power Receptacles, 2 USB Charging, 1 Cable Bay | Q, T | EUE2-PL0B-2202 | **1592.49** |
| | | | | | | 2 Power Receptacles, 2 USB Charging, 2 Data Ports | Q, T | EUE2-PL0B-2220 | **1592.49** |
| | | | | | | 2 Power Receptacles, 3 USB Charging, 1 Data Port | Q, T | EUE2-PL0B-2310 | **1667.06** |
| | | | | | | 2 Power Receptacles, 4 USB Charging | Q, T | EUE2-PL0B-2400 | **1741.63** |
| | | | | | | 3 Power Receptacles, 1 Data Port, 1 Cable Bay | Q, T | EUE2-PL0B-3012 | **1443.35** |
| | | | | | | 3 Power Receptacles, 3 Data Ports | Q, T | EUE2-PL0B-3030 | **1443.35** |
| | | | | | | 3 Power Receptacles, 1 USB Charging, 1 Cable Bay | Q, T | EUE2-PL0B-3102 | **1517.92** |
| | | | | | | 3 Power Receptacles, 1 USB Charging, 2 Data Ports | Q, T | EUE2-PL0B-3120 | **1517.92** |
| | | | | | | 3 Power Receptacles, 2 USB Charging, 1 Data Port | Q, T | EUE2-PL0B-3210 | **1592.49** |
| | | | | | | 3 Power Receptacles, 3 USB Charging | Q, T | EUE2-PL0B-3300 | **1667.06** |
| | | | | | | 4 Power Receptacles, 1 Cable Bay | Q, T | EUE2-PL0B-4002 | **1443.35** |
| | | | | | | 4 Power Receptacles, 2 Data Ports | Q, T | EUE2-PL0B-4020 | **1443.35** |
| | | | | | | 4 Power Receptacles, 1 USB Charging, 1 Data Port | Q, T | EUE2-PL0B-4110 | **1517.92** |
| | | | | | | 4 Power Receptacles, 2 USB Charging | Q, T | EUE2-PL0B-4200 | **1592.49** |
| | | | | | | 5 Power Receptacles, 1 Data Port | Q, T | EUE2-PL0B-5010 | **1443.35** |
| | | | | | | 5 Power Receptacles, 1 USB Charging | Q, T | EUE2-PL0B-5100 | **1517.92** |
| | | | | | | 6 Power Receptacles | Q, T | EUE2-PL0B-6000 | **1443.35** |

# Electrical Components

Flip Top Unit — Corded — Double-Sided

| Width | Bezel Depth | Cord Length | Trim Color | Port Color | Port | Configuration | Flip Top Unit Cutout Code Options | Number | Price |
|---|---|---|---|---|---|---|---|---|---|
| 5.31″ (135mm) | 8″ (203mm) | 12′ (3658mm) | Clear Anodized | White | 4 | 1 Power Receptacle, 1 Data Port, 1 Cable Bay | M, P | EUE2-PL0W-1012 | **$1241.68** |
| | | | | | | 1 Power Receptacle, 3 Data Ports | M, P | EUE2-PL0W-1030 | **1241.68** |
| | | | | | | 1 Power Receptacle, 1 USB Charging, 1 Cable Bay | M, P | EUE2-PL0W-1102 | **1316.25** |
| | | | | | | 1 Power Receptacle, 1 USB Charging, 2 Data Ports | M, P | EUE2-PL0W-1120 | **1316.25** |
| | | | | | | 1 Power Receptacle, 3 USB Charging | M, P | EUE2-PL0W-1300 | **1465.39** |
| | | | | | | 2 Power Receptacles, 1 Cable Bay | M, P | EUE2-PL0W-2002 | **1241.68** |
| | | | | | | 2 Power Receptacles, 2 Data Ports | M, P | EUE2-PL0W-2020 | **1241.68** |
| | | | | | | 2 Power Receptacles, 1 USB Charging, 1 Data Port | M, P | EUE2-PL0W-2110 | **1316.25** |
| | | | | | | 2 Power Receptacles, 2 USB Charging | M, P | EUE2-PL0W-2200 | **1390.82** |
| | | | | | | 3 Power Receptacles, 1 Data Port | M, P | EUE2-PL0W-3010 | **1241.68** |
| | | | | | | 3 Power Receptacles, 1 USB Charging | M, P | EUE2-PL0W-3100 | **1316.25** |
| | | | | | | 4 Power Receptacles | M, P | EUE2-PL0W-4000 | **1241.68** |
| | | | | | 6 | 1 Power Receptacle, 3 Data Ports, 1 Cable Bay | Q, T | EUE2-PL0W-1032 | **$1241.68** |
| | | | | | | 1 Power Receptacle, 5 Data Ports | Q, T | EUE2-PL0W-1050 | **1241.68** |
| | | | | | | 1 Power Receptacle, 1 USB Charging, 2 Data Ports, 1 Cable Bay | Q, T | EUE2-PL0W-1122 | **1316.25** |
| | | | | | | 1 Power Receptacle, 1 USB Charging, 4 Data Ports | Q, T | EUE2-PL0W-1140 | **1316.25** |
| | | | | | | 1 Power Receptacle, 2 USB Charging, 1 Data Port, 1 Cable Bay | Q, T | EUE2-PL0W-1212 | **1390.82** |
| | | | | | | 1 Power Receptacle, 2 USB Charging, 3 Data Ports | Q, T | EUE2-PL0W-1230 | **1390.82** |
| | | | | | | 1 Power Receptacle, 3 USB Charging, 1 Cable Bay | Q, T | EUE2-PL0W-1302 | **1465.39** |
| | | | | | | 1 Power Receptacle, 3 USB Charging, 2 Data Ports | Q, T | EUE2-PL0W-1320 | **1465.39** |
| | | | | | | 2 Power Receptacles, 2 Data Ports, 1 Cable Bay | Q, T | EUE2-PL0W-2022 | **1241.68** |
| | | | | | | 2 Power Receptacles, 4 Data Ports | Q, T | EUE2-PL0W-2040 | **1241.68** |
| | | | | | | 2 Power Receptacles, 1 USB Charging, 1 Data Port, 1 Cable Bay | Q, T | EUE2-PL0W-2112 | **1316.25** |
| | | | | | | 2 Power Receptacles, 1 USB Charging, 3 Data Ports | Q, T | EUE2-PL0W-2130 | **1316.25** |
| | | | | | | 2 Power Receptacles, 2 USB Charging, 1 Cable Bay | Q, T | EUE2-PL0W-2202 | **1390.82** |
| | | | | | | 2 Power Receptacles, 2 USB Charging, 2 Data Ports | Q, T | EUE2-PL0W-2220 | **1390.82** |
| | | | | | | 2 Power Receptacles, 3 USB Charging, 1 Data Port | Q, T | EUE2-PL0W-2310 | **1465.39** |
| | | | | | | 2 Power Receptacles, 4 USB Charging | Q, T | EUE2-PL0W-2400 | **1539.96** |
| | | | | | | 3 Power Receptacles, 1 Data Port, 1 Cable Bay | Q, T | EUE2-PL0W-3012 | **1241.68** |
| | | | | | | 3 Power Receptacles, 3 Data Ports | Q, T | EUE2-PL0W-3030 | **1241.68** |
| | | | | | | 3 Power Receptacles, 1 USB Charging, 1 Cable Bay | Q, T | EUE2-PL0W-3102 | **1316.25** |
| | | | | | | 3 Power Receptacles, 1 USB Charging, 2 Data Ports | Q, T | EUE2-PL0W-3120 | **1316.25** |
| | | | | | | 3 Power Receptacles, 2 USB Charging, 1 Data Port | Q, T | EUE2-PL0W-3210 | **1390.82** |
| | | | | | | 3 Power Receptacles, 3 USB Charging | Q, T | EUE2-PL0W-3300 | **1465.39** |
| | | | | | | 4 Power Receptacles, 1 Cable Bay | Q, T | EUE2-PL0W-4002 | **1241.68** |
| | | | | | | 4 Power Receptacles, 2 Data Ports | Q, T | EUE2-PL0W-4020 | **1241.68** |
| | | | | | | 4 Power Receptacles, 1 USB Charging, 1 Data Port | Q, T | EUE2-PL0W-4110 | **1316.25** |
| | | | | | | 4 Power Receptacles, 2 USB Charging | Q, T | EUE2-PL0W-4200 | **1390.82** |
| | | | | | | 5 Power Receptacles, 1 Data Port | Q, T | EUE2-PL0W-5010 | **1241.68** |
| | | | | | | 5 Power Receptacles, 1 USB Charging | Q, T | EUE2-PL0W-5100 | **1316.25** |
| | | | | | | 6 Power Receptacles | Q, T | EUE2-PL0W-6000 | **1241.68** |



Class YA – SIN 33721; Discount Group XIII
Canadian Conversion Factor: Refer to haworth.com/Canada

This page intentionally blank

# Electrical Components

Flip Top Unit — Hardwire — Single-Sided

## Power, Data and USB

**4-Port:**
(2) Power
(1) USB-A
(1) Data

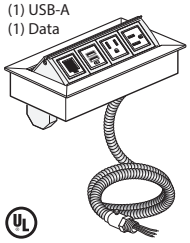

Hard Wired

EUE1-HF0B-2110

**6-Port:**
(3) Power
(1) USB-A
(2) Data

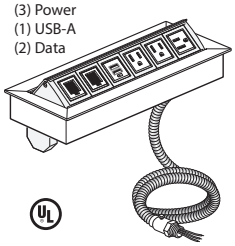

Hard Wired

EUE1-HF0B-1212

## Features

- Includes bezel and flip top module with 2, 4 or 6 ports that can be configured with simplex outlets (NEMA-5-15R), USB charging port (with two USB outlets), data ports or cable bay(s) that can accept up to 2 pull out data/AV cables and mounting hardware.
- Data port accommodate most varieties of field supplied data/AV jacks.
- Hardwired power module with 6′(1829mm) or 12′(3658mm) long flexible metal conduit feed, 0.5″(13mm) conduit fitting and wires for hardwire connection.
- USB Charging Port consists of two USB 2.0 style A outlets. 4 Amp (shared) charging capacity.
- Flip top unit is flush mounted with spring release flip module(s).
- Flip top unit overall height is 2.75″(70mm) and will extend below the table tops.
- Color option of black anodized housing with black receptacles or clear anodized housing with white receptacles.

## Specification Tips

- **Configuration and quantity of power and data ports cannot be modified in the field.**
- **For use with 120 volt 60 hertz power source only.**
- Requires field installation.
- Specify factory cut hole or field cut hole as required.
- Specify AV cables separately.
- Cable Bay requires cables less than 0.3″(7.6mm) diameter.
- Application may require approval of local authority having jurisdiction (AHJ); ensure compliance before placing orders and installation.

## To Order, Specify:

1) Product number.
   (No finish specification required.)

**Note: Order flip top units to match flip top unit cutout option specified for each top (A/B, F/V or J/K).**



Class YA – SIN 33721; Discount Group XIII
Canadian Conversion Factor: Refer to haworth.com/Canada

# Electrical Components

## Flip Top Unit — Hardwire — Single-Sided

| Width | Bezel Depth | Cord Length | Trim Color | Port Color | Port | Configuration | Flip Top Unit Cutout Code Options | Number | Price |
|---|---|---|---|---|---|---|---|---|---|
| 5.31″ (135mm) | 4.37″ (111mm) | 6′ (1829mm) | Black Anodized | Black | 2 | 1 Power Receptacle, 1 Data Port | A, B | EUE1-HF0B-1010 | **$ 876.99** |
| | | | | | | 1 Power Receptacle, 1 USB Charging | A, B | EUE1-HF0B-1100 | **951.56** |
| | | | | | | 2 Power Receptacles | A, B | EUE1-HF0B-2000 | **876.99** |
| | | | | | 4 | 1 Power Receptacle, 1 Data Port, 1 Cable Bay | F, V | EUE1-HF0B-1012 | **$ 876.99** |
| | | | | | | 1 Power Receptacle, 3 Data Ports | F, V | EUE1-HF0B-1030 | **876.99** |
| | | | | | | 1 Power Receptacle, 1 USB Charging, 1 Cable Bay | F, V | EUE1-HF0B-1102 | **951.56** |
| | | | | | | 1 Power Receptacle, 1 USB Charging, 2 Data Ports | F, V | EUE1-HF0B-1120 | **951.56** |
| | | | | | | 1 Power Receptacle, 3 USB Charging | F, V | EUE1-HF0B-1300 | **1100.70** |
| | | | | | | 2 Power Receptacles, 1 Cable Bay | F, V | EUE1-HF0B-2002 | **876.99** |
| | | | | | | 2 Power Receptacles, 2 Data Ports | F, V | EUE1-HF0B-2020 | **876.99** |
| | | | | | | 2 Power Receptacles, 1 USB Charging, 1 Data Port | F, V | EUE1-HF0B-2110 | **951.56** |
| | | | | | | 2 Power Receptacles, 2 USB Charging | F, V | EUE1-HF0B-2200 | **1026.13** |
| | | | | | | 3 Power Receptacles, 1 Data Port | F, V | EUE1-HF0B-3010 | **876.99** |
| | | | | | | 3 Power Receptacles, 1 USB Charging | F, V | EUE1-HF0B-3100 | **951.56** |
| | | | | | | 4 Power Receptacles | F, V | EUE1-HF0B-4000 | **876.99** |
| | | | | | 6 | 1 Power Receptacle, 3 Data Ports, 1 Cable Bay | J, K | EUE1-HF0B-1032 | **$ 876.99** |
| | | | | | | 1 Power Receptacle, 5 Data Ports | J, K | EUE1-HF0B-1050 | **876.99** |
| | | | | | | 1 Power Receptacle, 1 USB Charging, 2 Data Ports, 1 Cable Bay | J, K | EUE1-HF0B-1122 | **951.56** |
| | | | | | | 1 Power Receptacle, 1 USB Charging, 4 Data Ports | J, K | EUE1-HF0B-1140 | **951.56** |
| | | | | | | 1 Power Receptacle, 2 USB Charging, 1 Data Port, 1 Cable Bay | J, K | EUE1-HF0B-1212 | **1026.13** |
| | | | | | | 1 Power Receptacle, 2 USB Charging, 3 Data Ports | J, K | EUE1-HF0B-1230 | **1026.13** |
| | | | | | | 1 Power Receptacle, 3 USB Charging, 1 Cable Bay | J, K | EUE1-HF0B-1302 | **1100.70** |
| | | | | | | 1 Power Receptacle, 3 USB Charging, 2 Data Ports | J, K | EUE1-HF0B-1320 | **1100.70** |
| | | | | | | 2 Power Receptacles, 2 Data Ports, 1 Cable Bay | J, K | EUE1-HF0B-2022 | **876.99** |
| | | | | | | 2 Power Receptacles, 4 Data Ports | J, K | EUE1-HF0B-2040 | **876.99** |
| | | | | | | 2 Power Receptacles, 1 USB Charging, 1 Data Port, 1 Cable Bay | J, K | EUE1-HF0B-2112 | **951.56** |
| | | | | | | 2 Power Receptacles, 1 USB Charging, 3 Data Ports | J, K | EUE1-HF0B-2130 | **951.56** |
| | | | | | | 2 Power Receptacles, 2 USB Charging, 1 Cable Bay | J, K | EUE1-HF0B-2202 | **1026.13** |
| | | | | | | 2 Power Receptacles, 2 USB Charging, 2 Data Ports | J, K | EUE1-HF0B-2220 | **1026.13** |
| | | | | | | 2 Power Receptacles, 3 USB Charging, 1 Data Port | J, K | EUE1-HF0B-2310 | **1100.70** |
| | | | | | | 2 Power Receptacles, 4 USB Charging | J, K | EUE1-HF0B-2400 | **1175.27** |
| | | | | | | 3 Power Receptacles, 1 Data Port, 1 Cable Bay | J, K | EUE1-HF0B-3012 | **876.99** |
| | | | | | | 3 Power Receptacles, 3 Data Ports | J, K | EUE1-HF0B-3030 | **876.99** |
| | | | | | | 3 Power Receptacles, 1 USB Charging, 1 Cable Bay | J, K | EUE1-HF0B-3102 | **951.56** |
| | | | | | | 3 Power Receptacles, 1 USB Charging, 2 Data Ports | J, K | EUE1-HF0B-3120 | **951.56** |
| | | | | | | 3 Power Receptacles, 2 USB Charging, 1 Data Port | J, K | EUE1-HF0B-3210 | **1026.13** |
| | | | | | | 3 Power Receptacles, 3 USB Charging | J, K | EUE1-HF0B-3300 | **1100.70** |
| | | | | | | 4 Power Receptacles, 1 Cable Bay | J, K | EUE1-HF0B-4002 | **876.99** |
| | | | | | | 4 Power Receptacles, 2 Data Ports | J, K | EUE1-HF0B-4020 | **876.99** |
| | | | | | | 4 Power Receptacles, 1 USB Charging, 1 Data Port | J, K | EUE1-HF0B-4110 | **951.56** |
| | | | | | | 4 Power Receptacles, 2 USB Charging | J, K | EUE1-HF0B-4200 | **1026.13** |
| | | | | | | 5 Power Receptacles, 1 Data Port | J, K | EUE1-HF0B-5010 | **876.99** |
| | | | | | | 5 Power Receptacles, 1 USB Charging | J, K | EUE1-HF0B-5100 | **951.56** |
| | | | | | | 6 Power Receptacles | J, K | EUE1-HF0B-6000 | **876.99** |

# Electrical Components

Flip Top Unit — Hardwire — Single-Sided

| Width | Bezel Depth | Cord Length | Trim Color | Port Color | Port | Configuration | Flip Top Unit Cutout Code Options | Number | Price |
|---|---|---|---|---|---|---|---|---|---|
| 5.31″ (135mm) | 4.37″ (111mm) | 6′ (1829mm) | Clear Anodized | White | 2 | 1 Power Receptacle, 1 Data Port | A, B | EUE1-HF0W-1010 | **$675.32** |
| | | | | | | 1 Power Receptacle, 1 USB Charging | A, B | EUE1-HF0W-1100 | **749.89** |
| | | | | | | 2 Power Receptacles | A, B | EUE1-HF0W-2000 | **675.32** |
| | | | | | 4 | 1 Power Receptacle, 1 Data Port, 1 Cable Bay | F, V | EUE1-HF0W-1012 | **$675.32** |
| | | | | | | 1 Power Receptacle, 3 Data Ports | F, V | EUE1-HF0W-1030 | **675.32** |
| | | | | | | 1 Power Receptacle, 1 USB Charging, 1 Cable Bay | F, V | EUE1-HF0W-1102 | **749.89** |
| | | | | | | 1 Power Receptacle, 1 USB Charging, 2 Data Ports | F, V | EUE1-HF0W-1120 | **749.89** |
| | | | | | | 1 Power Receptacle, 3 USB Charging | F, V | EUE1-HF0W-1300 | **899.03** |
| | | | | | | 2 Power Receptacles, 1 Cable Bay | F, V | EUE1-HF0W-2002 | **675.32** |
| | | | | | | 2 Power Receptacles, 2 Data Ports | F, V | EUE1-HF0W-2020 | **675.32** |
| | | | | | | 2 Power Receptacles, 1 USB Charging, 1 Data Port | F, V | EUE1-HF0W-2110 | **749.89** |
| | | | | | | 2 Power Receptacles, 2 USB Charging | F, V | EUE1-HF0W-2200 | **824.46** |
| | | | | | | 3 Power Receptacles, 1 Data Port | F, V | EUE1-HF0W-3010 | **675.32** |
| | | | | | | 3 Power Receptacles, 1 USB Charging | F, V | EUE1-HF0W-3100 | **749.89** |
| | | | | | | 4 Power Receptacles | F, V | EUE1-HF0W-4000 | **675.32** |
| | | | | | 6 | 1 Power Receptacle, 3 Data Ports, 1 Cable Bay | J, K | EUE1-HF0W-1032 | **$675.32** |
| | | | | | | 1 Power Receptacle, 5 Data Ports | J, K | EUE1-HF0W-1050 | **675.32** |
| | | | | | | 1 Power Receptacle, 1 USB Charging, 2 Data Ports, 1 Cable Bay | J, K | EUE1-HF0W-1122 | **749.89** |
| | | | | | | 1 Power Receptacle, 1 USB Charging, 4 Data Ports | J, K | EUE1-HF0W-1140 | **749.89** |
| | | | | | | 1 Power Receptacle, 2 USB Charging, 1 Data Port, 1 Cable Bay | J, K | EUE1-HF0W-1212 | **824.46** |
| | | | | | | 1 Power Receptacle, 2 USB Charging, 3 Data Ports | J, K | EUE1-HF0W-1230 | **824.46** |
| | | | | | | 1 Power Receptacle, 3 USB Charging, 1 Cable Bay | J, K | EUE1-HF0W-1302 | **899.03** |
| | | | | | | 1 Power Receptacle, 3 USB Charging, 2 Data Ports | J, K | EUE1-HF0W-1320 | **899.03** |
| | | | | | | 2 Power Receptacles, 2 Data Ports, 1 Cable Bay | J, K | EUE1-HF0W-2022 | **675.32** |
| | | | | | | 2 Power Receptacles, 4 Data Ports | J, K | EUE1-HF0W-2040 | **675.32** |
| | | | | | | 2 Power Receptacles, 1 USB Charging, 1 Data Port, 1 Cable Bay | J, K | EUE1-HF0W-2112 | **749.89** |
| | | | | | | 2 Power Receptacles, 1 USB Charging, 3 Data Ports | J, K | EUE1-HF0W-2130 | **749.89** |
| | | | | | | 2 Power Receptacles, 2 USB Charging, 1 Cable Bay | J, K | EUE1-HF0W-2202 | **824.46** |
| | | | | | | 2 Power Receptacles, 2 USB Charging, 2 Data Ports | J, K | EUE1-HF0W-2220 | **824.46** |
| | | | | | | 2 Power Receptacles, 3 USB Charging, 1 Data Port | J, K | EUE1-HF0W-2310 | **899.03** |
| | | | | | | 2 Power Receptacles, 4 USB Charging | J, K | EUE1-HF0W-2400 | **973.60** |
| | | | | | | 3 Power Receptacles, 1 Data Port, 1 Cable Bay | J, K | EUE1-HF0W-3012 | **675.32** |
| | | | | | | 3 Power Receptacles, 3 Data Ports | J, K | EUE1-HF0W-3030 | **675.32** |
| | | | | | | 3 Power Receptacles, 1 USB Charging, 1 Cable Bay | J, K | EUE1-HF0W-3102 | **749.89** |
| | | | | | | 3 Power Receptacles, 1 USB Charging, 2 Data Ports | J, K | EUE1-HF0W-3120 | **749.89** |
| | | | | | | 3 Power Receptacles, 2 USB Charging, 1 Data Port | J, K | EUE1-HF0W-3210 | **824.46** |
| | | | | | | 3 Power Receptacles, 3 USB Charging | J, K | EUE1-HF0W-3300 | **899.03** |
| | | | | | | 4 Power Receptacles, 1 Cable Bay | J, K | EUE1-HF0W-4002 | **675.32** |
| | | | | | | 4 Power Receptacles, 2 Data Ports | J, K | EUE1-HF0W-4020 | **675.32** |
| | | | | | | 4 Power Receptacles, 1 USB Charging, 1 Data Port | J, K | EUE1-HF0W-4110 | **749.89** |
| | | | | | | 4 Power Receptacles, 2 USB Charging | J, K | EUE1-HF0W-4200 | **824.46** |
| | | | | | | 5 Power Receptacles, 1 Data Port | J, K | EUE1-HF0W-5010 | **675.32** |
| | | | | | | 5 Power Receptacles, 1 USB Charging | J, K | EUE1-HF0W-5100 | **749.89** |
| | | | | | | 6 Power Receptacles | J, K | EUE1-HF0W-6000 | **675.32** |



Class YA – SIN 33721; Discount Group XIII
Canadian Conversion Factor: Refer to haworth.com/Canada

# Electrical Components

## Flip Top Unit — Hardwire — Single-Sided

| Width | Bezel Depth | Cord Length | Trim Color | Port Color | Port | Configuration | Flip Top Unit Cutout Code Options | Number | Price |
|---|---|---|---|---|---|---|---|---|---|
| 5.31″ (135mm) | 4.37″ (111mm) | 12′ (3658mm) | Black Anodized | Black | 2 | 1 Power Receptacle, 1 Data Port | A, B | EUE1-HL0B-1010 | **$ 937.92** |
| | | | | | | 1 Power Receptacle, 1 USB Charging | A, B | EUE1-HL0B-1100 | **1012.49** |
| | | | | | | 2 Power Receptacles | A, B | EUE1-HL0B-2000 | **937.92** |
| | | | | | 4 | 1 Power Receptacle, 1 Data Port, 1 Cable Bay | F, V | EUE1-HL0B-1012 | **$ 937.92** |
| | | | | | | 1 Power Receptacle, 3 Data Ports | F, V | EUE1-HL0B-1030 | **937.92** |
| | | | | | | 1 Power Receptacle, 1 USB Charging, 1 Cable Bay | F, V | EUE1-HL0B-1102 | **1012.49** |
| | | | | | | 1 Power Receptacle, 1 USB Charging, 2 Data Ports | F, V | EUE1-HL0B-1120 | **1012.49** |
| | | | | | | 1 Power Receptacle, 3 USB Charging | F, V | EUE1-HL0B-1300 | **1161.63** |
| | | | | | | 2 Power Receptacles, 1 Cable Bay | F, V | EUE1-HL0B-2002 | **937.92** |
| | | | | | | 2 Power Receptacles, 2 Data Ports | F, V | EUE1-HL0B-2020 | **937.92** |
| | | | | | | 2 Power Receptacles, 1 USB Charging, 1 Data Port | F, V | EUE1-HL0B-2110 | **1012.49** |
| | | | | | | 2 Power Receptacles, 2 USB Charging | F, V | EUE1-HL0B-2200 | **1087.06** |
| | | | | | | 3 Power Receptacles, 1 Data Port | F, V | EUE1-HL0B-3010 | **937.92** |
| | | | | | | 3 Power Receptacles, 1 USB Charging | F, V | EUE1-HL0B-3100 | **1012.49** |
| | | | | | | 4 Power Receptacles | F, V | EUE1-HL0B-4000 | **937.92** |
| | | | | | 6 | 1 Power Receptacle, 3 Data Ports, 1 Cable Bay | J, K | EUE1-HL0B-1032 | **$ 937.92** |
| | | | | | | 1 Power Receptacle, 5 Data Ports | J, K | EUE1-HL0B-1050 | **937.92** |
| | | | | | | 1 Power Receptacle, 1 USB Charging, 2 Data Ports, 1 Cable Bay | J, K | EUE1-HL0B-1122 | **1012.49** |
| | | | | | | 1 Power Receptacle, 1 USB Charging, 4 Data Ports | J, K | EUE1-HL0B-1140 | **1012.49** |
| | | | | | | 1 Power Receptacle, 2 USB Charging, 1 Data Port, 1 Cable Bay | J, K | EUE1-HL0B-1212 | **1087.06** |
| | | | | | | 1 Power Receptacle, 2 USB Charging, 3 Data Ports | J, K | EUE1-HL0B-1230 | **1087.06** |
| | | | | | | 1 Power Receptacle, 3 USB Charging, 1 Cable Bay | J, K | EUE1-HL0B-1302 | **1161.63** |
| | | | | | | 1 Power Receptacle, 3 USB Charging, 2 Data Ports | J, K | EUE1-HL0B-1320 | **1161.63** |
| | | | | | | 2 Power Receptacles, 2 Data Ports, 1 Cable Bay | J, K | EUE1-HL0B-2022 | **937.92** |
| | | | | | | 2 Power Receptacles, 4 Data Ports | J, K | EUE1-HL0B-2040 | **937.92** |
| | | | | | | 2 Power Receptacles, 1 USB Charging, 1 Data Port, 1 Cable Bay | J, K | EUE1-HL0B-2112 | **1012.49** |
| | | | | | | 2 Power Receptacles, 1 USB Charging, 3 Data Ports | J, K | EUE1-HL0B-2130 | **1012.49** |
| | | | | | | 2 Power Receptacles, 2 USB Charging, 1 Cable Bay | J, K | EUE1-HL0B-2202 | **1087.06** |
| | | | | | | 2 Power Receptacles, 2 USB Charging, 2 Data Ports | J, K | EUE1-HL0B-2220 | **1087.06** |
| | | | | | | 2 Power Receptacles, 3 USB Charging, 1 Data Port | J, K | EUE1-HL0B-2310 | **1161.63** |
| | | | | | | 2 Power Receptacles, 4 USB Charging | J, K | EUE1-HL0B-2400 | **1236.20** |
| | | | | | | 3 Power Receptacles, 1 Data Port, 1 Cable Bay | J, K | EUE1-HL0B-3012 | **937.92** |
| | | | | | | 3 Power Receptacles, 3 Data Ports | J, K | EUE1-HL0B-3030 | **937.92** |
| | | | | | | 3 Power Receptacles, 1 USB Charging, 1 Cable Bay | J, K | EUE1-HL0B-3102 | **1012.49** |
| | | | | | | 3 Power Receptacles, 1 USB Charging, 2 Data Ports | J, K | EUE1-HL0B-3120 | **1012.49** |
| | | | | | | 3 Power Receptacles, 2 USB Charging, 1 Data Port | J, K | EUE1-HL0B-3210 | **1087.06** |
| | | | | | | 3 Power Receptacles, 3 USB Charging | J, K | EUE1-HL0B-3300 | **1161.63** |
| | | | | | | 4 Power Receptacles, 1 Cable Bay | J, K | EUE1-HL0B-4002 | **937.92** |
| | | | | | | 4 Power Receptacles, 2 Data Ports | J, K | EUE1-HL0B-4020 | **937.92** |
| | | | | | | 4 Power Receptacles, 1 USB Charging, 1 Data Port | J, K | EUE1-HL0B-4110 | **1012.49** |
| | | | | | | 4 Power Receptacles, 2 USB Charging | J, K | EUE1-HL0B-4200 | **1087.06** |
| | | | | | | 5 Power Receptacles, 1 Data Port | J, K | EUE1-HL0B-5010 | **937.92** |
| | | | | | | 5 Power Receptacles, 1 USB Charging | J, K | EUE1-HL0B-5100 | **1012.49** |
| | | | | | | 6 Power Receptacles | J, K | EUE1-HL0B-6000 | **937.92** |

# Electrical Components

Flip Top Unit — Hardwire — Single-Sided

| Width | Bezel Depth | Cord Length | Trim Color | Port Color | Port | Configuration | Flip Top Unit Cutout Code Options | Number | Price |
|---|---|---|---|---|---|---|---|---|---|
| 5.31″ (135mm) | 4.37″ (111mm) | 12′ (3658mm) | Clear Anodized | White | 2 | 1 Power Receptacle, 1 Data Port | A, B | EUE1-HL0W-1010 | **$ 736.25** |
| | | | | | | 1 Power Receptacle, 1 USB Charging | A, B | EUE1-HL0W-1100 | **810.82** |
| | | | | | | 2 Power Receptacles | A, B | EUE1-HL0W-2000 | **736.25** |
| | | | | | 4 | 1 Power Receptacle, 1 Data Port, 1 Cable Bay | F, V | EUE1-HL0W-1012 | **$ 736.25** |
| | | | | | | 1 Power Receptacle, 3 Data Ports | F, V | EUE1-HL0W-1030 | **736.25** |
| | | | | | | 1 Power Receptacle, 1 USB Charging, 1 Cable Bay | F, V | EUE1-HL0W-1102 | **810.82** |
| | | | | | | 1 Power Receptacle, 1 USB Charging, 2 Data Ports | F, V | EUE1-HL0W-1120 | **810.82** |
| | | | | | | 1 Power Receptacle, 3 USB Charging | F, V | EUE1-HL0W-1300 | **959.96** |
| | | | | | | 2 Power Receptacles, 1 Cable Bay | F, V | EUE1-HL0W-2002 | **736.25** |
| | | | | | | 2 Power Receptacles, 2 Data Ports | F, V | EUE1-HL0W-2020 | **736.25** |
| | | | | | | 2 Power Receptacles, 1 USB Charging, 1 Data Port | F, V | EUE1-HL0W-2110 | **810.82** |
| | | | | | | 2 Power Receptacles, 2 USB Charging | F, V | EUE1-HL0W-2200 | **885.39** |
| | | | | | | 3 Power Receptacles, 1 Data Port | F, V | EUE1-HL0W-3010 | **736.25** |
| | | | | | | 3 Power Receptacles, 1 USB Charging | F, V | EUE1-HL0W-3100 | **810.82** |
| | | | | | | 4 Power Receptacles | F, V | EUE1-HL0W-4000 | **736.25** |
| | | | | | 6 | 1 Power Receptacle, 3 Data Ports, 1 Cable Bay | J, K | EUE1-HL0W-1032 | **$ 736.25** |
| | | | | | | 1 Power Receptacle, 5 Data Ports | J, K | EUE1-HL0W-1050 | **736.25** |
| | | | | | | 1 Power Receptacle, 1 USB Charging, 2 Data Ports, 1 Cable Bay | J, K | EUE1-HL0W-1122 | **810.82** |
| | | | | | | 1 Power Receptacle, 1 USB Charging, 4 Data Ports | J, K | EUE1-HL0W-1140 | **810.82** |
| | | | | | | 1 Power Receptacle, 2 USB Charging, 1 Data Port, 1 Cable Bay | J, K | EUE1-HL0W-1212 | **885.39** |
| | | | | | | 1 Power Receptacle, 2 USB Charging, 3 Data Ports | J, K | EUE1-HL0W-1230 | **885.39** |
| | | | | | | 1 Power Receptacle, 3 USB Charging, 1 Cable Bay | J, K | EUE1-HL0W-1302 | **959.96** |
| | | | | | | 1 Power Receptacle, 3 USB Charging, 2 Data Ports | J, K | EUE1-HL0W-1320 | **959.96** |
| | | | | | | 2 Power Receptacles, 2 Data Ports, 1 Cable Bay | J, K | EUE1-HL0W-2022 | **736.25** |
| | | | | | | 2 Power Receptacles, 4 Data Ports | J, K | EUE1-HL0W-2040 | **736.25** |
| | | | | | | 2 Power Receptacles, 1 USB Charging, 1 Data Port, 1 Cable Bay | J, K | EUE1-HL0W-2112 | **810.82** |
| | | | | | | 2 Power Receptacles, 1 USB Charging, 3 Data Ports | J, K | EUE1-HL0W-2130 | **810.82** |
| | | | | | | 2 Power Receptacles, 2 USB Charging, 1 Cable Bay | J, K | EUE1-HL0W-2202 | **885.39** |
| | | | | | | 2 Power Receptacles, 2 USB Charging, 2 Data Ports | J, K | EUE1-HL0W-2220 | **885.39** |
| | | | | | | 2 Power Receptacles, 3 USB Charging, 1 Data Port | J, K | EUE1-HL0W-2310 | **959.96** |
| | | | | | | 2 Power Receptacles, 4 USB Charging | J, K | EUE1-HL0W-2400 | **1034.53** |
| | | | | | | 3 Power Receptacles, 1 Data Port, 1 Cable Bay | J, K | EUE1-HL0W-3012 | **736.25** |
| | | | | | | 3 Power Receptacles, 3 Data Ports | J, K | EUE1-HL0W-3030 | **736.25** |
| | | | | | | 3 Power Receptacles, 1 USB Charging, 1 Cable Bay | J, K | EUE1-HL0W-3102 | **810.82** |
| | | | | | | 3 Power Receptacles, 1 USB Charging, 2 Data Ports | J, K | EUE1-HL0W-3120 | **810.82** |
| | | | | | | 3 Power Receptacles, 2 USB Charging, 1 Data Port | J, K | EUE1-HL0W-3210 | **885.39** |
| | | | | | | 3 Power Receptacles, 3 USB Charging | J, K | EUE1-HL0W-3300 | **959.96** |
| | | | | | | 4 Power Receptacles, 1 Cable Bay | J, K | EUE1-HL0W-4002 | **736.25** |
| | | | | | | 4 Power Receptacles, 2 Data Ports | J, K | EUE1-HL0W-4020 | **736.25** |
| | | | | | | 4 Power Receptacles, 1 USB Charging, 1 Data Port | J, K | EUE1-HL0W-4110 | **810.82** |
| | | | | | | 4 Power Receptacles, 2 USB Charging | J, K | EUE1-HL0W-4200 | **885.39** |
| | | | | | | 5 Power Receptacles, 1 Data Port | J, K | EUE1-HL0W-5010 | **736.25** |
| | | | | | | 5 Power Receptacles, 1 USB Charging | J, K | EUE1-HL0W-5100 | **810.82** |
| | | | | | | 6 Power Receptacles | J, K | EUE1-HL0W-6000 | **736.25** |



Class YA – SIN 33721; Discount Group XIII
Canadian Conversion Factor: Refer to haworth.com/Canada

This page intentionally blank

# Electrical Components

Flip Top Unit — Hardwire — Double-Sided

## Power, Data and USB

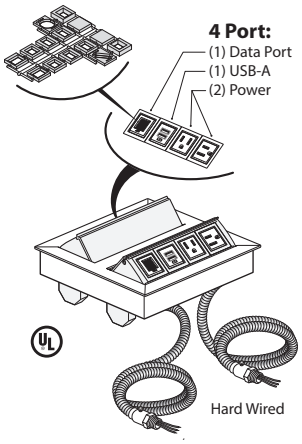


EUE2-HF0B-2110

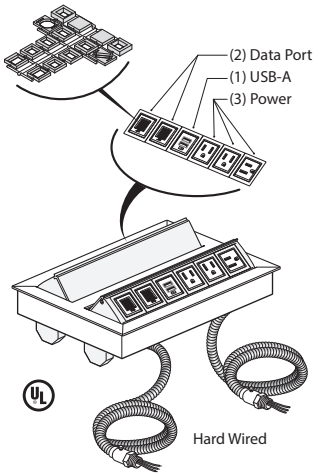


EUE2-HF0B-1212

### Features

- Includes bezel and two flip top modules, each with 2, 4 or 6 ports that can be configured with simplex outlets (NEMA-5-15R), USB charging port (with two USB outlets), data ports or cable bay(s) that can accept up to 2 pull out data/AV cables and mounting hardware.
- Data port accommodate most varieties of field supplied data/AV jacks.
- Each flip top module within the bezel provided with 6′(1829mm) or 12′(3658mm) long flexible metal conduit feed, 0.5″(13mm) conduit fitting and wires for hardwire connection.
- USB Charging Port consists of two USB 2.0 style A outlets. 4 Amp (shared) charging capacity.
- Flip top frame is flush mounted with two spring release flip module(s).
- Flip top unit overall height is 2.75″(70mm) and will extend below the table tops.
- Color option of black anodized housing with black receptacles or clear anodized housing with white receptacles.
- Ships assembled.

### Specification Tips

- **Configuration and quantity of power and data ports cannot be modified in the field.**
- **For use with 120 volt 60 hertz power source only.**
- Note two conduit feeds are provided from the double-sided flip top unit.
- Requires field installation.
- Specify factory cut hole or field cut hole as required.
- Specify AV cables separately.
- Cable Bay requires cables less than 0.3″(7.6mm) diameter.
- Application may require approval of local authority having jurisdiction (AHJ); ensure compliance before placing orders and installation.

### To Order, Specify:

1) Product number.
   (No finish specification required.)

**Note: Order flip top units to match flip top unit cutout option specified for each top (M/P or Q/V).**



Class YA – SIN 33721; Discount Group XIII
Canadian Conversion Factor: Refer to haworth.com/Canada

# Electrical Components

## Flip Top Unit — Hardwire — Double-Sided

| Width | Bezel Depth | Cord Length | Trim Color | Port Color | Port | Configuration | Flip Top Unit Cutout Code Options | Number | Price |
|---|---|---|---|---|---|---|---|---|---|
| 5.31″ (135mm) | 8″ (203mm) | 6′ (1829mm) | Black Anodized | Black | 4 | 1 Power Receptacle, 1 Data Port, 1 Cable Bay | M, P | EUE2-HF0B-1012 | **$1548.58** |
| | | | | | | 1 Power Receptacle, 3 Data Ports | M, P | EUE2-HF0B-1030 | **1548.58** |
| | | | | | | 1 Power Receptacle, 1 USB Charging, 1 Cable Bay | M, P | EUE2-HF0B-1102 | **1623.15** |
| | | | | | | 1 Power Receptacle, 1 USB Charging, 2 Data Ports | M, P | EUE2-HF0B-1120 | **1623.15** |
| | | | | | | 1 Power Receptacle, 3 USB Charging | M, P | EUE2-HF0B-1300 | **1772.29** |
| | | | | | | 2 Power Receptacles, 1 Cable Bay | M, P | EUE2-HF0B-2002 | **1548.58** |
| | | | | | | 2 Power Receptacles, 2 Data Ports | M, P | EUE2-HF0B-2020 | **1548.58** |
| | | | | | | 2 Power Receptacles, 1 USB Charging, 1 Data Port | M, P | EUE2-HF0B-2110 | **1623.15** |
| | | | | | | 2 Power Receptacles, 2 USB Charging | M, P | EUE2-HF0B-2200 | **1697.72** |
| | | | | | | 3 Power Receptacles, 1 Data Port | M, P | EUE2-HF0B-3010 | **1548.58** |
| | | | | | | 3 Power Receptacles, 1 USB Charging | M, P | EUE2-HF0B-3100 | **1623.15** |
| | | | | | | 4 Power Receptacles | M, P | EUE2-HF0B-4000 | **1548.58** |
| | | | | | 6 | 1 Power Receptacle, 3 Data Ports, 1 Cable Bay | Q, V | EUE2-HF0B-1032 | **$1548.58** |
| | | | | | | 1 Power Receptacle, 5 Data Ports | Q, V | EUE2-HF0B-1050 | **1548.58** |
| | | | | | | 1 Power Receptacle, 1 USB Charging, 2 Data Ports, 1 Cable Bay | Q, V | EUE2-HF0B-1122 | **1623.15** |
| | | | | | | 1 Power Receptacle, 1 USB Charging, 4 Data Ports | Q, V | EUE2-HF0B-1140 | **1623.15** |
| | | | | | | 1 Power Receptacle, 2 USB Charging, 1 Data Port, 1 Cable Bay | Q, V | EUE2-HF0B-1212 | **1697.72** |
| | | | | | | 1 Power Receptacle, 2 USB Charging, 3 Data Ports | Q, V | EUE2-HF0B-1230 | **1697.72** |
| | | | | | | 1 Power Receptacle, 3 USB Charging, 1 Cable Bay | Q, V | EUE2-HF0B-1302 | **1772.29** |
| | | | | | | 1 Power Receptacle, 3 USB Charging, 2 Data Ports | Q, V | EUE2-HF0B-1320 | **1772.29** |
| | | | | | | 2 Power Receptacles, 2 Data Ports, 1 Cable Bay | Q, V | EUE2-HF0B-2022 | **1548.58** |
| | | | | | | 2 Power Receptacles, 4 Data Ports | Q, V | EUE2-HF0B-2040 | **1548.58** |
| | | | | | | 2 Power Receptacles, 1 USB Charging, 1 Data Port, 1 Cable Bay | Q, V | EUE2-HF0B-2112 | **1623.15** |
| | | | | | | 2 Power Receptacles, 1 USB Charging, 3 Data Ports | Q, V | EUE2-HF0B-2130 | **1623.15** |
| | | | | | | 2 Power Receptacles, 2 USB Charging, 1 Cable Bay | Q, V | EUE2-HF0B-2202 | **1697.72** |
| | | | | | | 2 Power Receptacles, 2 USB Charging, 2 Data Ports | Q, V | EUE2-HF0B-2220 | **1697.72** |
| | | | | | | 2 Power Receptacles, 3 USB Charging, 1 Data Port | Q, V | EUE2-HF0B-2310 | **1772.29** |
| | | | | | | 2 Power Receptacles, 4 USB Charging | Q, V | EUE2-HF0B-2400 | **1846.86** |
| | | | | | | 3 Power Receptacles, 1 Data Port, 1 Cable Bay | Q, V | EUE2-HF0B-3012 | **1548.58** |
| | | | | | | 3 Power Receptacles, 3 Data Ports | Q, V | EUE2-HF0B-3030 | **1548.58** |
| | | | | | | 3 Power Receptacles, 1 USB Charging, 1 Cable Bay | Q, V | EUE2-HF0B-3102 | **1623.15** |
| | | | | | | 3 Power Receptacles, 1 USB Charging, 2 Data Ports | Q, V | EUE2-HF0B-3120 | **1623.15** |
| | | | | | | 3 Power Receptacles, 2 USB Charging, 1 Data Port | Q, V | EUE2-HF0B-3210 | **1697.72** |
| | | | | | | 3 Power Receptacles, 3 USB Charging | Q, V | EUE2-HF0B-3300 | **1772.29** |
| | | | | | | 4 Power Receptacles, 1 Cable Bay | Q, V | EUE2-HF0B-4002 | **1548.58** |
| | | | | | | 4 Power Receptacles, 2 Data Ports | Q, V | EUE2-HF0B-4020 | **1548.58** |
| | | | | | | 4 Power Receptacles, 1 USB Charging, 1 Data Port | Q, V | EUE2-HF0B-4110 | **1623.15** |
| | | | | | | 4 Power Receptacles, 2 USB Charging | Q, V | EUE2-HF0B-4200 | **1697.72** |
| | | | | | | 5 Power Receptacles, 1 Data Port | Q, V | EUE2-HF0B-5010 | **1548.58** |
| | | | | | | 5 Power Receptacles, 1 USB Charging | Q, V | EUE2-HF0B-5100 | **1623.15** |
| | | | | | | 6 Power Receptacles | Q, V | EUE2-HF0B-6000 | **1548.58** |

# Electrical Components

Flip Top Unit — Hardwire — Double-Sided

| Width | Bezel Depth | Cord Length | Trim Color | Port Color | Port | Configuration | Flip Top Unit Cutout Code Options | Number | Price |
|---|---|---|---|---|---|---|---|---|---|
| 5.31″ (135mm) | 8″ (203mm) | 6′ (1829mm) | Clear Anodized | White | 4 | 1 Power Receptacle, 1 Data Port, 1 Cable Bay | M, P | EUE2-HF0W-1012 | **$1346.91** |
| | | | | | | 1 Power Receptacle, 3 Data Ports | M, P | EUE2-HF0W-1030 | **1346.91** |
| | | | | | | 1 Power Receptacle, 1 USB Charging, 1 Cable Bay | M, P | EUE2-HF0W-1102 | **1421.48** |
| | | | | | | 1 Power Receptacle, 1 USB Charging, 2 Data Ports | M, P | EUE2-HF0W-1120 | **1421.48** |
| | | | | | | 1 Power Receptacle, 3 USB Charging | M, P | EUE2-HF0W-1300 | **1570.62** |
| | | | | | | 2 Power Receptacles, 1 Cable Bay | M, P | EUE2-HF0W-2002 | **1346.91** |
| | | | | | | 2 Power Receptacles, 2 Data Ports | M, P | EUE2-HF0W-2020 | **1346.91** |
| | | | | | | 2 Power Receptacles, 1 USB Charging, 1 Data Port | M, P | EUE2-HF0W-2110 | **1421.48** |
| | | | | | | 2 Power Receptacles, 2 USB Charging | M, P | EUE2-HF0W-2200 | **1496.05** |
| | | | | | | 3 Power Receptacles, 1 Data Port | M, P | EUE2-HF0W-3010 | **1346.91** |
| | | | | | | 3 Power Receptacles, 1 USB Charging | M, P | EUE2-HF0W-3100 | **1421.48** |
| | | | | | | 4 Power Receptacles | M, P | EUE2-HF0W-4000 | **1346.91** |
| | | | | | 6 | 1 Power Receptacle, 3 Data Ports, 1 Cable Bay | Q, V | EUE2-HF0W-1032 | **$1346.91** |
| | | | | | | 1 Power Receptacle, 5 Data Ports | Q, V | EUE2-HF0W-1050 | **1346.91** |
| | | | | | | 1 Power Receptacle, 1 USB Charging, 2 Data Ports, 1 Cable Bay | Q, V | EUE2-HF0W-1122 | **1421.48** |
| | | | | | | 1 Power Receptacle, 1 USB Charging, 4 Data Ports | Q, V | EUE2-HF0W-1140 | **1421.48** |
| | | | | | | 1 Power Receptacle, 2 USB Charging, 1 Data Port, 1 Cable Bay | Q, V | EUE2-HF0W-1212 | **1496.05** |
| | | | | | | 1 Power Receptacle, 2 USB Charging, 3 Data Ports | Q, V | EUE2-HF0W-1230 | **1496.05** |
| | | | | | | 1 Power Receptacle, 3 USB Charging, 1 Cable Bay | Q, V | EUE2-HF0W-1302 | **1570.62** |
| | | | | | | 1 Power Receptacle, 3 USB Charging, 2 Data Ports | Q, V | EUE2-HF0W-1320 | **1570.62** |
| | | | | | | 2 Power Receptacles, 2 Data Ports, 1 Cable Bay | Q, V | EUE2-HF0W-2022 | **1346.91** |
| | | | | | | 2 Power Receptacles, 4 Data Ports | Q, V | EUE2-HF0W-2040 | **1346.91** |
| | | | | | | 2 Power Receptacles, 1 USB Charging, 1 Data Port, 1 Cable Bay | Q, V | EUE2-HF0W-2112 | **1421.48** |
| | | | | | | 2 Power Receptacles, 1 USB Charging, 3 Data Ports | Q, V | EUE2-HF0W-2130 | **1421.48** |
| | | | | | | 2 Power Receptacles, 2 USB Charging, 1 Cable Bay | Q, V | EUE2-HF0W-2202 | **1496.05** |
| | | | | | | 2 Power Receptacles, 2 USB Charging, 2 Data Ports | Q, V | EUE2-HF0W-2220 | **1496.05** |
| | | | | | | 2 Power Receptacles, 3 USB Charging, 1 Data Port | Q, V | EUE2-HF0W-2310 | **1570.62** |
| | | | | | | 2 Power Receptacles, 4 USB Charging | Q, V | EUE2-HF0W-2400 | **1645.19** |
| | | | | | | 3 Power Receptacles, 1 Data Port, 1 Cable Bay | Q, V | EUE2-HF0W-3012 | **1346.91** |
| | | | | | | 3 Power Receptacles, 3 Data Ports | Q, V | EUE2-HF0W-3030 | **1346.91** |
| | | | | | | 3 Power Receptacles, 1 USB Charging, 1 Cable Bay | Q, V | EUE2-HF0W-3102 | **1421.48** |
| | | | | | | 3 Power Receptacles, 1 USB Charging, 2 Data Ports | Q, V | EUE2-HF0W-3120 | **1421.48** |
| | | | | | | 3 Power Receptacles, 2 USB Charging, 1 Data Port | Q, V | EUE2-HF0W-3210 | **1496.05** |
| | | | | | | 3 Power Receptacles, 3 USB Charging | Q, V | EUE2-HF0W-3300 | **1570.62** |
| | | | | | | 4 Power Receptacles, 1 Cable Bay | Q, V | EUE2-HF0W-4002 | **1346.91** |
| | | | | | | 4 Power Receptacles, 2 Data Ports | Q, V | EUE2-HF0W-4020 | **1346.91** |
| | | | | | | 4 Power Receptacles, 1 USB Charging, 1 Data Port | Q, V | EUE2-HF0W-4110 | **1421.48** |
| | | | | | | 4 Power Receptacles, 2 USB Charging | Q, V | EUE2-HF0W-4200 | **1496.05** |
| | | | | | | 5 Power Receptacles, 1 Data Port | Q, V | EUE2-HF0W-5010 | **1346.91** |
| | | | | | | 5 Power Receptacles, 1 USB Charging | Q, V | EUE2-HF0W-5100 | **1421.48** |
| | | | | | | 6 Power Receptacles | Q, V | EUE2-HF0W-6000 | **1346.91** |



Class YA – SIN 33721; Discount Group XIII
Canadian Conversion Factor: Refer to haworth.com/Canada

# Electrical Components

## Flip Top Unit — Hardwire — Double-Sided

| Width | Bezel Depth | Cord Length | Trim Color | Port Color | Port | Configuration | Flip Top Unit Cutout Code Options | Number | Price |
|---|---|---|---|---|---|---|---|---|---|
| 5.31″ (135mm) | 8″ (203mm) | 12′ (3658mm) | Black Anodized | Black | 4 | 1 Power Receptacle, 1 Data Port, 1 Cable Bay | M, P | EUE2-HL0B-1012 | **$1609.51** |
| | | | | | | 1 Power Receptacle, 3 Data Ports | M, P | EUE2-HL0B-1030 | **1609.51** |
| | | | | | | 1 Power Receptacle, 1 USB Charging, 1 Cable Bay | M, P | EUE2-HL0B-1102 | **1684.08** |
| | | | | | | 1 Power Receptacle, 1 USB Charging, 2 Data Ports | M, P | EUE2-HL0B-1120 | **1684.08** |
| | | | | | | 1 Power Receptacle, 3 USB Charging | M, P | EUE2-HL0B-1300 | **1833.22** |
| | | | | | | 2 Power Receptacles, 1 Cable Bay | M, P | EUE2-HL0B-2002 | **1609.51** |
| | | | | | | 2 Power Receptacles, 2 Data Ports | M, P | EUE2-HL0B-2020 | **1609.51** |
| | | | | | | 2 Power Receptacles, 1 USB Charging, 1 Data Port | M, P | EUE2-HL0B-2110 | **1684.08** |
| | | | | | | 2 Power Receptacles, 2 USB Charging | M, P | EUE2-HL0B-2200 | **1758.65** |
| | | | | | | 3 Power Receptacles, 1 Data Port | M, P | EUE2-HL0B-3010 | **1609.51** |
| | | | | | | 3 Power Receptacles, 1 USB Charging | M, P | EUE2-HL0B-3100 | **1684.08** |
| | | | | | | 4 Power Receptacles | M, P | EUE2-HL0B-4000 | **1609.51** |
| | | | | | 6 | 1 Power Receptacle, 3 Data Ports, 1 Cable Bay | Q, V | EUE2-HL0B-1032 | **$1609.51** |
| | | | | | | 1 Power Receptacle, 5 Data Ports | Q, V | EUE2-HL0B-1050 | **1609.51** |
| | | | | | | 1 Power Receptacle, 1 USB Charging, 2 Data Ports, 1 Cable Bay | Q, V | EUE2-HL0B-1122 | **1684.08** |
| | | | | | | 1 Power Receptacle, 1 USB Charging, 4 Data Ports | Q, V | EUE2-HL0B-1140 | **1684.08** |
| | | | | | | 1 Power Receptacle, 2 USB Charging, 1 Data Port, 1 Cable Bay | Q, V | EUE2-HL0B-1212 | **1758.65** |
| | | | | | | 1 Power Receptacle, 2 USB Charging, 3 Data Ports | Q, V | EUE2-HL0B-1230 | **1758.65** |
| | | | | | | 1 Power Receptacle, 3 USB Charging, 1 Cable Bay | Q, V | EUE2-HL0B-1302 | **1833.22** |
| | | | | | | 1 Power Receptacle, 3 USB Charging, 2 Data Ports | Q, V | EUE2-HL0B-1320 | **1833.22** |
| | | | | | | 2 Power Receptacles, 2 Data Ports, 1 Cable Bay | Q, V | EUE2-HL0B-2022 | **1609.51** |
| | | | | | | 2 Power Receptacles, 4 Data Ports | Q, V | EUE2-HL0B-2040 | **1609.51** |
| | | | | | | 2 Power Receptacles, 1 USB Charging, 1 Data Port, 1 Cable Bay | Q, V | EUE2-HL0B-2112 | **1684.08** |
| | | | | | | 2 Power Receptacles, 1 USB Charging, 3 Data Ports | Q, V | EUE2-HL0B-2130 | **1684.08** |
| | | | | | | 2 Power Receptacles, 2 USB Charging, 1 Cable Bay | Q, V | EUE2-HL0B-2202 | **1758.65** |
| | | | | | | 2 Power Receptacles, 2 USB Charging, 2 Data Ports | Q, V | EUE2-HL0B-2220 | **1758.65** |
| | | | | | | 2 Power Receptacles, 3 USB Charging, 1 Data Port | Q, V | EUE2-HL0B-2310 | **1833.22** |
| | | | | | | 2 Power Receptacles, 4 USB Charging | Q, V | EUE2-HL0B-2400 | **1907.79** |
| | | | | | | 3 Power Receptacles, 1 Data Port, 1 Cable Bay | Q, V | EUE2-HL0B-3012 | **1609.51** |
| | | | | | | 3 Power Receptacles, 3 Data Ports | Q, V | EUE2-HL0B-3030 | **1609.51** |
| | | | | | | 3 Power Receptacles, 1 USB Charging, 1 Cable Bay | Q, V | EUE2-HL0B-3102 | **1684.08** |
| | | | | | | 3 Power Receptacles, 1 USB Charging, 2 Data Ports | Q, V | EUE2-HL0B-3120 | **1684.08** |
| | | | | | | 3 Power Receptacles, 2 USB Charging, 1 Data Port | Q, V | EUE2-HL0B-3210 | **1758.65** |
| | | | | | | 3 Power Receptacles, 3 USB Charging | Q, V | EUE2-HL0B-3300 | **1833.22** |
| | | | | | | 4 Power Receptacles, 1 Cable Bay | Q, V | EUE2-HL0B-4002 | **1609.51** |
| | | | | | | 4 Power Receptacles, 2 Data Ports | Q, V | EUE2-HL0B-4020 | **1609.51** |
| | | | | | | 4 Power Receptacles, 1 USB Charging, 1 Data Port | Q, V | EUE2-HL0B-4110 | **1684.08** |
| | | | | | | 4 Power Receptacles, 2 USB Charging | Q, V | EUE2-HL0B-4200 | **1758.65** |
| | | | | | | 5 Power Receptacles, 1 Data Port | Q, V | EUE2-HL0B-5010 | **1609.51** |
| | | | | | | 5 Power Receptacles, 1 USB Charging | Q, V | EUE2-HL0B-5100 | **1684.08** |
| | | | | | | 6 Power Receptacles | Q, V | EUE2-HL0B-6000 | **1609.51** |

# Electrical Components

Flip Top Unit — Hardwire — Double-Sided

| Width | Bezel Depth | Cord Length | Trim Color | Port Color | Port | Configuration | Flip Top Unit Cutout Code Options | Number | Price |
|---|---|---|---|---|---|---|---|---|---|
| 5.31″ (135mm) | 8″ (203mm) | 12′ (3658mm) | Clear Anodized | White | 4 | 1 Power Receptacle, 1 Data Port, 1 Cable Bay | M, P | EUE2-HL0W-1012 | **$1407.84** |
| | | | | | | 1 Power Receptacle, 3 Data Ports | M, P | EUE2-HL0W-1030 | **1407.84** |
| | | | | | | 1 Power Receptacle, 1 USB Charging, 1 Cable Bay | M, P | EUE2-HL0W-1102 | **1482.41** |
| | | | | | | 1 Power Receptacle, 1 USB Charging, 2 Data Ports | M, P | EUE2-HL0W-1120 | **1482.41** |
| | | | | | | 1 Power Receptacle, 3 USB Charging | M, P | EUE2-HL0W-1300 | **1631.55** |
| | | | | | | 2 Power Receptacles, 1 Cable Bay | M, P | EUE2-HL0W-2002 | **1407.84** |
| | | | | | | 2 Power Receptacles, 2 Data Ports | M, P | EUE2-HL0W-2020 | **1407.84** |
| | | | | | | 2 Power Receptacles, 1 USB Charging, 1 Data Port | M, P | EUE2-HL0W-2110 | **1482.41** |
| | | | | | | 2 Power Receptacles, 2 USB Charging | M, P | EUE2-HL0W-2200 | **1556.98** |
| | | | | | | 3 Power Receptacles, 1 Data Port | M, P | EUE2-HL0W-3010 | **1407.84** |
| | | | | | | 3 Power Receptacles, 1 USB Charging | M, P | EUE2-HL0W-3100 | **1482.41** |
| | | | | | | 4 Power Receptacles | M, P | EUE2-HL0W-4000 | **1407.84** |
| | | | | | 6 | 1 Power Receptacle, 3 Data Ports, 1 Cable Bay | Q, V | EUE2-HL0W-1032 | **$1407.84** |
| | | | | | | 1 Power Receptacle, 5 Data Ports | Q, V | EUE2-HL0W-1050 | **1407.84** |
| | | | | | | 1 Power Receptacle, 1 USB Charging, 2 Data Ports, 1 Cable Bay | Q, V | EUE2-HL0W-1122 | **1482.41** |
| | | | | | | 1 Power Receptacle, 1 USB Charging, 4 Data Ports | Q, V | EUE2-HL0W-1140 | **1482.41** |
| | | | | | | 1 Power Receptacle, 2 USB Charging, 1 Data Port, 1 Cable Bay | Q, V | EUE2-HL0W-1212 | **1556.98** |
| | | | | | | 1 Power Receptacle, 2 USB Charging, 3 Data Ports | Q, V | EUE2-HL0W-1230 | **1556.98** |
| | | | | | | 1 Power Receptacle, 3 USB Charging, 1 Cable Bay | Q, V | EUE2-HL0W-1302 | **1631.55** |
| | | | | | | 1 Power Receptacle, 3 USB Charging, 2 Data Ports | Q, V | EUE2-HL0W-1320 | **1631.55** |
| | | | | | | 2 Power Receptacles, 2 Data Ports, 1 Cable Bay | Q, V | EUE2-HL0W-2022 | **1407.84** |
| | | | | | | 2 Power Receptacles, 4 Data Ports | Q, V | EUE2-HL0W-2040 | **1407.84** |
| | | | | | | 2 Power Receptacles, 1 USB Charging, 1 Data Port, 1 Cable Bay | Q, V | EUE2-HL0W-2112 | **1482.41** |
| | | | | | | 2 Power Receptacles, 1 USB Charging, 3 Data Ports | Q, V | EUE2-HL0W-2130 | **1482.41** |
| | | | | | | 2 Power Receptacles, 2 USB Charging, 1 Cable Bay | Q, V | EUE2-HL0W-2202 | **1556.98** |
| | | | | | | 2 Power Receptacles, 2 USB Charging, 2 Data Ports | Q, V | EUE2-HL0W-2220 | **1556.98** |
| | | | | | | 2 Power Receptacles, 3 USB Charging, 1 Data Port | Q, V | EUE2-HL0W-2310 | **1631.55** |
| | | | | | | 2 Power Receptacles, 4 USB Charging | Q, V | EUE2-HL0W-2400 | **1706.12** |
| | | | | | | 3 Power Receptacles, 1 Data Port, 1 Cable Bay | Q, V | EUE2-HL0W-3012 | **1407.84** |
| | | | | | | 3 Power Receptacles, 3 Data Ports | Q, V | EUE2-HL0W-3030 | **1407.84** |
| | | | | | | 3 Power Receptacles, 1 USB Charging, 1 Cable Bay | Q, V | EUE2-HL0W-3102 | **1482.41** |
| | | | | | | 3 Power Receptacles, 1 USB Charging, 2 Data Ports | Q, V | EUE2-HL0W-3120 | **1482.41** |
| | | | | | | 3 Power Receptacles, 2 USB Charging, 1 Data Port | Q, V | EUE2-HL0W-3210 | **1556.98** |
| | | | | | | 3 Power Receptacles, 3 USB Charging | Q, V | EUE2-HL0W-3300 | **1631.55** |
| | | | | | | 4 Power Receptacles, 1 Cable Bay | Q, V | EUE2-HL0W-4002 | **1407.84** |
| | | | | | | 4 Power Receptacles, 2 Data Ports | Q, V | EUE2-HL0W-4020 | **1407.84** |
| | | | | | | 4 Power Receptacles, 1 USB Charging, 1 Data Port | Q, V | EUE2-HL0W-4110 | **1482.41** |
| | | | | | | 4 Power Receptacles, 2 USB Charging | Q, V | EUE2-HL0W-4200 | **1556.98** |
| | | | | | | 5 Power Receptacles, 1 Data Port | Q, V | EUE2-HL0W-5010 | **1407.84** |
| | | | | | | 5 Power Receptacles, 1 USB Charging | Q, V | EUE2-HL0W-5100 | **1482.41** |
| | | | | | | 6 Power Receptacles | Q, V | EUE2-HL0W-6000 | **1407.84** |



Class YA – SIN 33721; Discount Group XIII
Canadian Conversion Factor: Refer to haworth.com/Canada

# Electrical Components

## Flip Top Power Module Clips

| | Width | Height | Number | Price |
|---|---|---|---|---|
| **Mounting Clip for Flip Top Unit** | 0.5″(1mm) | 2″(51mm) | EUMC-0201 | **$116.46** |

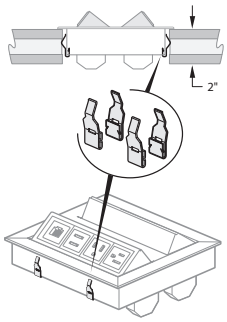


EUMC-0201

### Features

- Includes twelve brackets.
- For mounting Flip Top Unit in 2″(51mm) hollow core top.
- Four brackets required per Flip Top Unit.

### Specification Tip

- Required for Flip Top Unit on the 2″(51mm) core worksurface.

### To Order, Specify:

1) Product number.
   (No finish specification required.)

# Electrical Components

Wireless Charging Module

## Wireless Charging Module

EUWC-PFOB-11001

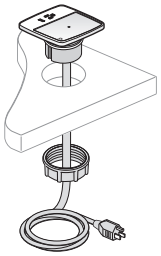

EUWC-PFOB-12002

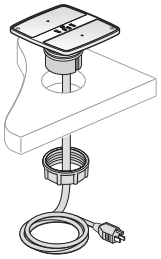

EUWC-PF0B
EUWC-PF0W
EUWC-HL0B
EUWC-HL0W

### Features

- Includes power module with simplex outlet (NEMA-15R), one or two USB charging simplex or one or two charging Qi pads with soft touch plastic inserts and mounting hardware.
- 5 Watt Qi charging coil.
- Corded power module with 15 amp - 6′(1829mm) or 12′(3658mm) long cord with plug (NEMA 5-15P).
- Hardwired power module with 12′(3658mm) long flexible metal conduit feed, 0.5″(13mm) conduit fitting and wires for hardwire connection.
- USB Charging Port consists of one 5V USB 2.0 style A outlet. 2 Amp (shared) charging capacity.
- Attaches to 1″(25mm) to 1.5″(38mm) thick surface with use of included mounting brackets.
- Color option of black or white plastic face.

### Specification Tips

- **Not for use with 2″(51mm) thick tops.**
- Configuration and quantity of power and USB ports cannot be modified in the field.
- For use with 120 volt 60 hertz power source only.
- Requires field installation.
- Requires field cut 3″(76mm) diameter access hole for power cord/conduit routing.
- Application may require approval of local authority having jurisdiction (AHJ); ensure compliance before placing orders and installation.
- Separately specified:
  –Horizontal and Vertical Wire Management

### To Order, Specify:

1) Product number.
   (No finish specification required.)

| Width | Depth | Cord Length | Housing Color | Port | Configuration | Number | Price |
|---|---|---|---|---|---|---|---|
| **Corded** | | | | | | | |
| 5.56″(141mm) | 5.56″(141mm) | 6′(1829mm) | Black | | 1 Power Receptacle, 1 USB Charging, 1 Charging Pad | EUWC-PF0B-11001 | **$416.49** |
| 7.38″(187mm) | 7″(178mm) | | | | 1 Power Receptacle, 2 USB Charging, 2 Charging Pad | EUWC-PF0B-12002 | **743.98** |
| 5.56″(141mm) | 5.56″(141mm) | | White | | 1 Power Receptacle, 1 USB Charging, 1 Charging Pad | EUWC-PF0W-11001 | **416.49** |
| 7.38″(187mm) | 7″(178mm) | | | | 1 Power Receptacle, 2 USB Charging, 2 Charging Pad | EUWC-PF0W-12002 | **743.98** |
| 5.56″(141mm) | 5.56″(141mm) | 12′(3658mm) | Black | | 1 Power Receptacle, 1 USB Charging, 1 Charging Pad | EUWC-PL0B-11001 | **$475.09** |
| 7.38″(187mm) | 7″(178mm) | | | | 1 Power Receptacle, 2 USB Charging, 2 Charging Pad | EUWC-PL0B-12002 | **802.58** |
| 5.56″(141mm) | 5.56″(141mm) | | White | | 1 Power Receptacle, 1 USB Charging, 1 Charging Pad | EUWC-PL0W-11001 | **475.09** |
| 7.38″(187mm) | 7″(178mm) | | | | 1 Power Receptacle, 2 USB Charging, 2 Charging Pad | EUWC-PL0W-12002 | **802.58** |
| **Hardwire** | | | | | | | |
| 5.56″(141mm) | 5.56″(141mm) | 12′(3658mm) | Black | | 1 Power Receptacle, 1 USB Charging, 1 Charging Pad | EUWC-HL0B-11001 | **$548.54** |
| 7.38″(187mm) | 7″(178mm) | | | | 1 Power Receptacle, 2 USB Charging, 2 Charging Pad | EUWC-HL0B-12002 | **876.03** |
| 5.56″(141mm) | 5.56″(141mm) | | White | | 1 Power Receptacle, 1 USB Charging, 1 Charging Pad | EUWC-HL0W-11001 | **548.54** |
| 7.38″(187mm) | 7″(178mm) | | | | 1 Power Receptacle, 2 USB Charging, 2 Charging Pad | EUWC-HL0W-12002 | **876.03** |



Class YA – GSA: Open Market
Canadian Conversion Factor: Refer to haworth.com/Canada

# Electrical Components

Cables

## Cables



EUDX-H000-B



EUDX-V000-B

EUDX-3000-B

| Length | Description | Color | Number | Price |
|---|---|---|---|---|
| **HDMI Coupler** | | | | |
| N/A | HDMI | Black | EUDX-H000-B | **$154.33** |
| N/A | HDMI | White | EUDX-H000-W | **154.33** |
| **VGA Cable** | | | | |
| 120″(3048mm) | VGA | Black | EUDX-V000-B | **$185.19** |
| | VGA | White | EUDX-V000-W | **185.19** |
| **Audio Cable — 3.5mm** | | | | |
| 120″(3048mm) | VGA | Black | EUDX-3000-B | **$ 43.22** |
| | VGA | White | EUDX-3000-W | **43.22** |

### Features

- Includes one black HDMI Coupler, one VGA cable or one 3.5mm mini audio cable.
- Installs in an open data port in one of the following products:
  - –Flip Top Unit
  - –Double Sided Flip Top Unit
  - –Quick Connect Power
  - –Workware Interface Module
  - –Flush Mount Module
  - –Enhanced Power Module

### Specification Tips

- Provides communication between components: i.e. laptop, processor, monitor, etc.
- HDMI transmits digital video signals.
- VGA transmits analog video signals without audio.

### To Order, Specify:

1) Product number.
   (No finish specification required.)

## Retrofit USB Charging Cable

| | | | |
|---|---|---|---|
| 72″(1829mm) | Black | EUDX-U000-B | **$142.17** |
| | White | EUDX-U000-W | **142.17** |

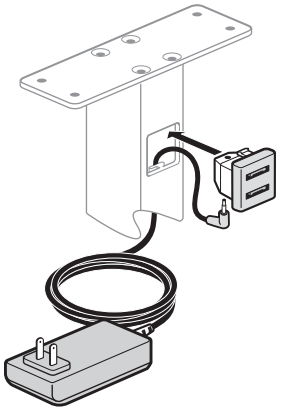

EUDX-U000-B

### Features

- Includes one USB charging simplex (with two USB outlets) with 72″(1829mm) cord and power supply.
- Installs in an open data port in one of the following products:
  - –Flip Top Unit
  - –Double Sided Flip Top Unit
  - –Quick Connect Power
  - –Workware Interface Module
  - –Flush Mount Module
  - –Enhanced Power Module
- USB Charging Port consists of 2 USB outlets. 1,000mA of charging power per USB outlet.

### To Order, Specify:

1) Product number.
   (No finish specification required.)

# Ergotron Keyboard Tray

## Keyboard Tray with Mouse Pad

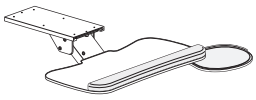

169BK

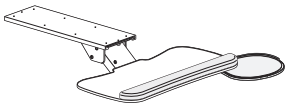

UKMCBK

| Description | Height Adjustment | Number | Price |
|---|---|---|---|
| 11″(279mm) Track | 0″ Above/6″ Below | 169BK | **$458.97** |
| 18.5″(457mm) Track | 0″ Above/6″ Below | UKMCBK | **491.39** |

### Features

- Includes: Keyboard tray with mouse pad and attachment hardware.
- Keyboard tray includes integrated foam wrist rest.
- Oval mouse extension pivots out from the right side.
- Height adjustment range: Level with to 6″(152mm) below worksurface.
- Tilt adjustment -20°/ +10°
- Pans 360°.
- Available with 11″(279mm) track or 18.5″(470mm) track.
- Weight capacity: 10 lbs.
- Black only.
- TAA Compliant.

### Specification Tips

- Keyboard tray extends 4″(102mm) from front of worksurface when retracted.
- 11″(279mm) or 18.5″(470mm) under surface depth required for track installation.

### To Order, Specify:

1) Product number.

## Neo-Flex Keyboard Tray

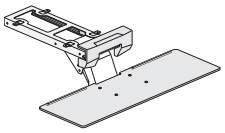

97-582-009

| | | | |
|---|---|---|---|
| Keyboard Tray | 0″ Above/6″ Below | 97-582-009 | **$261.90** |

### Features

- Includes: Keyboard tray, arm, desk clamp, slide mechanism and mounting hardware.
- Height adjustment range: Level with to 6″(152mm) below worksurface.
- Tilt adjustment +15°
- Fully retracts under worksurface when not in use.
- 26.9″(683mm)W x 8.9″(226mm)D keyboard trays allows room for keyboard and mouse.
- Weight capacity: 3 lbs.
- Keyboard tray extends approximately 9.25″(235mm) from front of surface.
- 15″(381mm) track.
- Black only.

### Specification Tips

- Clamps to front edge of worksurface with clamp and one screw or remove clamp and attach under worksurface with four screws.
- Compatible with surfaces .75″(19mm) - 1.5″(25mm) thick.
- For use on surfaces with minimum depth of 17″.

### To Order, Specify:

1) Product number.

# Ergotron CPU Holder

| | Description | Number | Price |
|---|---|---|---|
| **Small CPU Holder** | Black | 80-063-200 | **$107.69** |
| | White | 80-063-216 | **107.69** |

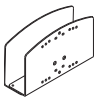

80-063

**Features**

- Includes: One vertical steel CPU holder, mounting hardware and fasteners.
- Mounts to any sturdy vertical surface.
- CPU Holder is 6″(152mm)H x 10″(254mm)D.
- Accommodates CPUs 1.4″(25mm) to 3.75″(76mm) wide.
- Weight capacity: 50 lbs.

**To Order, Specify:**

1) Product number.

| | | | |
|---|---|---|---|
| **Universal CPU Holder** | Silver | 97-468-202 | **$142.19** |
| | White | 97-468-216 | **142.19** |

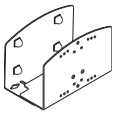

97-468

**Features**

- Includes: One vertical steel CPU holder, mounting hardware and fasteners.
- Mounts to any sturdy vertical surface.
- CPU Holder is 6.6″(152mm)H x 10″(254mm)D.
- Accommodates CPUs 2″(51mm) - 8″(203mm) wide.
- Weight capacity: 40 lbs.

**To Order, Specify:**

1) Product number.

| | | | |
|---|---|---|---|
| **Cable CPU Holder** | Grey/Silver | 80-105-064 | **$78.29** |

80-105-064

**Features**

- Includes: One size-adjustable CPU holder and hardware.
- Mounts directly to wall or under worksurface.
- Size adjusts from 9.4″(229mm) x 2.6″(51mm) to 18″(457mm) x 8.5″(203mm).
- Unique security fasteners deter theft.
- Weight capacity: 50 lbs.

**To Order, Specify:**

1) Product number.

# Ergotron Monitor Arms

HX Arm

## Single Arm

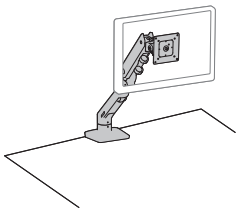

45-475
45-478

| Description | Number | Price |
|---|---|---|
| **Desk Mount** | | |
| Polished Aluminum | 45-475-026 | **$649.26** |
| White | 45-475-216 | **649.26** |
| **Wall Mount** | | |
| Polished Aluminum | 45-478-026 | **$649.26** |
| White | 45-478-216 | **649.26** |

### Features

- Includes: Adjustable height monitor arm, extension, monitor pivot, mounting hardware.
  - –Desk mount includes desk clamp and grommet mount.
  - –Wall mount includes mounting hardware.
- For use with screen 42″(1067mm) or smaller.
- Weight capacity 20-42 pounds.
- Height adjustment range is 11.5″(292mm).
- Tilts 70° up and 5° down from center.
- 180° rotation base stop.
- Pans 180°.
- Rotates 360°.
- Extends out up to 25″(635mm).
- Integrated cable management.
- One touch adjustment.

### Specification Tips

- Desk clamp mounts on worksurface 0.4″(10mm)-2.5″(64mm) thick.
- Grommet mount attaches through surface holes 0.4″(10mm)-2″(51mm) wide and up to 2.25″(57mm) thick.
- For additional mounting options refer to pages 150-0.

### To Order, Specify:

1) Product number.

## Dual Arm

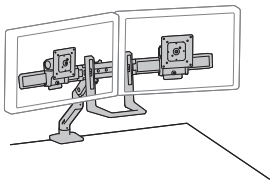

45-476
45-479

| Description | Number | Price |
|---|---|---|
| **Desk Mount** | | |
| Polished Aluminum | 45-476-026 | **$1057.00** |
| White | 45-476-216 | **1057.00** |
| **Wall Mount** | | |
| Polished Aluminum | 45-479-026 | **$1057.00** |
| White | 45-479-216 | **1057.00** |

### Features

- Includes: Adjustable height monitor arm, extension, two monitor pivots, hinged bow, handle, mounting hardware.
  - –Desk mount includes desk clamp and grommet mount.
  - –Wall mount includes mounting hardware.
- For use with screen 32″(813mm) or smaller.
- Weight capacity is 5-17.5 pounds per screen. Maximum combined weight is 35 pounds.
- Height adjustment range is 11.5″(292mm).
- Tilts 70° up and 5° down from center.
- 180° rotation base stop.
- Pans 180° - Hinged bow allows monitors to pan from left to right independently.
- Rotates 360°.
- Extends out up to 24″(610mm).
- Quick release monitor.
- Integrated cable management.
- One touch adjustment.
- Handle allows for easy positioning of multiple monitors simultaneously.

### Specification Tips

- Desk clamp mounts on worksurface 0.6″(15mm)-2.5″(64mm) thick.
- Grommet mount attaches through surface holes 0.4″(10mm)-2″(51mm) wide and up to 2.25″(57mm) thick.
- For additional mounting options refer to pages 150-0.

### To Order, Specify:

1) Product number.

# Ergotron Monitor Arms

## HX Triple Monitor Bow Kit

| Description | Number | Price |
|---|---|---|
| Polished Aluminum | 98-009-026 | **$623.94** |
| White | 98-009-216 | **623.94** |

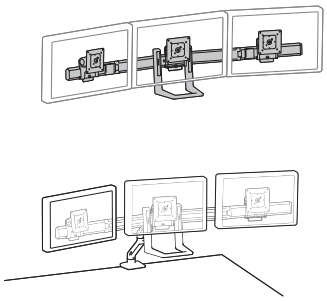

98-009-026
98-009-216

### Features

- Includes: Triple monitor hinge bow, three monitor pivots, handle, monitor mounting hardware.
- For use with screen 24″(610mm) or smaller.
- Maximum weight capacity is 10.2 pounds per arm. Maximum combined weight is 30.6 pounds.
- Tilts 70° up and 5° down from center.
- Pans 180°.
- Rotates 360°.
- Extends out up to 24″(610mm).
- Quick release monitor.
- One touch adjustment.
- Handle allows for easy positioning of multiple monitors simultaneously.

### Specification Tip

- Attaches to HX single or dual monitor arm.

### To Order, Specify:

1) Product number.

# Ergotron Monitor Arms

LX Desk Mount

## Single Arm

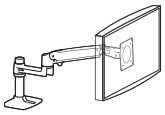

45-241-026
45-490-216
45-241-224
45-295-026
45-537-216

| Description | Number | Price |
|---|---|---|
| **Single Arm** | | |
| Polished Aluminum | 45-241-026 | **$303.70** |
| White | 45-490-216 | **303.70** |
| Matte Black | 45-241-224 | **303.70** |
| **Single Arm — Tall Pole** | | |
| Polished Aluminum | 45-295-026 | **$399.38** |
| White | 45-537-216 | **399.38** |

### Features

- Includes: Adjustable height monitor arm, pole, extension, desk clamp and grommet mount base (polished aluminum only).
- Grommet mount base available on Polished Aluminum model only.
- Standard pole length is 7″(178mm). Tall pole length is 13.25″(337mm).
- Standard pole height for use with screen 32″(813mm) or smaller. Tall pole for use with screens 34″(864mm) or smaller.
- Accommodates monitors from 7-25 pounds.
- Height adjustment range is 13″(330mm) from installed height.
- Tilts 70° up and 5° down from center.
- Rotates 360°.
- Extends LCD's out up to 25″(635mm).
- Integrated cable management.
- One touch adjustment.

### Specification Tips

- Desk clamp mounts on worksurface 0.4″(10mm)-2.4″(61mm) thick.
- Grommet mount attaches through surface holes 0.31″(8mm)-2″(51mm) wide and up to 3″(76mm) thick.
- For additional mounting options refer to pages 150-0.

### To Order, Specify:

1) Product number.

## Dual Arm

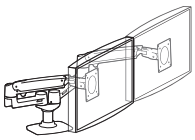

45-245-026
45-491-216
45-245-224

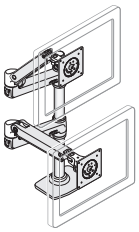

45-248-026
45-492-216
45-492-224

| | | |
|---|---|---|
| **Side-by-Side** | | |
| Polished Aluminum | 45-245-026 | **$611.97** |
| White | 45-491-216 | **611.97** |
| Matte Black | 45-245-224 | **611.97** |
| **Stacking** | | |
| Polished Aluminum | 45-248-026 | **$611.97** |
| White | 45-492-216 | **611.97** |
| Matte Black | 45-492-224 | **611.97** |

### Features

- Includes: Two adjustable height monitor arms, extensions, pole, grommet mount (polished aluminum only) and desk clamp.
- Grommet mount base available on Polished Aluminum model only.
- Screen size:
  - –Side by Side application; screens 27″(686mm) or smaller.
  - –Stacking application; screens 24″(610mm) or smaller. Screen height cannot exceed 14″(356mm) when stacking.
- Accommodates monitors from 7-20 pounds per arm. Maximum combined weight is 40 pounds.
- Height adjustment range is 13″(330mm).
- Tilts 70° up and 5° down from center.
- Pans 360°.
- Rotates 360°.
- Extends LCD's out up to 25″(635mm).
- Integrated cable management.
- One touch adjustment.

### Specification Tips

- Desk clamp mounts on worksurface 0.4″(10mm)-2.4″(61mm) thick.
- Grommet mounts attached through surface holes 0.31″(8mm)-2″(51mm) wide and up to 3″(76mm) thick.
- For additional mounting options refer to pages 150-0.

### To Order, Specify:

1) Product number.

# Ergotron Monitor Arm

LX Monitor Arm — Tall Pole

| | Description | Number | Price |
|---|---|---|---|
| **LX Dual Stacking Arm - Tall Pole Monitor Arm** | Polished Aluminum | 45-549-026 | **$614.13** |
| | White | 45-509-216 | **614.13** |

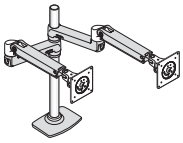

45-549-026
45-509-216

### Features

- Includes: Two adjustable height monitor arms, extensions, 22″(559mm) pole, grommet mount, desk clamp and mounting hardware.
- Screen size:
  - –Side by Side application; screens 40″(1016mm) wide or smaller.
  - –Stacking application; screens 21″(533mm) high or shorter.
- Accommodates monitors from 7-20 pounds per arm. maximum combined weight is 40 pounds.
- Height adjustment range is 13″(330mm).
- Tilts 70° up and 5° down from center.
- Pans 360°.
- Rotates 360°.
- Extends LCDs out up to 25″(635mm).
- Integrated cable management.
- One touch adjustment.

### Specification Tips

- Desk clamp mounts on worksurface 0.4″(10mm) - 2.4″(61mm) thick.
- Grommet mount attaches through surface holes .31″(8mm) - 2″(51mm) wide and up to 3″(76mm) thick.
- A third or fourth display can be added by ordering the LX Arm, Extension and Collar Kit. When adding a third or fourth monitor the maximum weight capacity per arm is 11 pounds.
- When using LX Arm Extension and Collar Kit with 3 monitors side by side, maximum screen width is 20.7″ (526mm). When using LX Arm Extension and Collar kit with 4 monitors side by side, maximum screen width is 13.7″ (348mm).
- For additional mounting options refer to pages 150-0.

### To Order, Specify:

1) Product number.

# Ergotron Monitor Arm

LX Sit-to-Stand Mount

## Single Arm

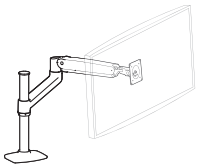

45-360-026
45-384-026

| Description | Number | Price |
|---|---|---|
| **LD — Light Duty** | | |
| Polished Aluminum | 45-360-026 | **$566.66** |
| **HD — Heavy Duty** | | |
| Polished Aluminum | 45-384-026 | **$697.35** |

### Features

- Includes: Adjustable height monitor arm, extension, desk clamp and grommet base.
- Screen size:
  - –LD - Light Duty for use with screen 42”(1067mm) or smaller.
  - –HD - Heavy Duty for use with screen 46”(1168mm) or smaller.
- Monitor weight:
  - –LD - Light Duty 7-25 pounds.
  - –HD - Heavy Duty 14-30 pounds.
- Height adjustment range is 20”(508mm).
- Tilts 70° up and 5° down from center.
- Pans 360°.
- Rotates 90°.
- Extends LCD's out up to 33”(838mm).
- Integrated cable management.
- One touch adjustment.
- Locking connections between arm, extension and base provides theft deterrence and prevent potential disconnections caused by jarring or impacts.

### Specification Tips

- Desk clamp mounts on worksurface 0.8”(20mm)-2.6”(66mm) thick.
- Grommet mounts attached through surface holes 0.5”(13mm)-2.5”(64mm) wide and up to 2.25”(57mm) thick.
- For additional mounting options refer to pages 150-0.

### To Order, Specify:

1) Product number.



Class ER – GSA: Open Market
Canadian Conversion Factor: Refer to haworth.com/Canada

# Ergotron Monitor Arm

LX Desk Dual Direct

## Dual Direct Arm



45-489

| Description | Number | Price |
|---|---|---|
| Polished Aluminum | 45-489-026 | **$465.13** |
| White | 45-489-216 | **465.13** |
| Matte Black | 45-489-224 | **465.13** |

### Features

- Includes: LX arm, extension, desk clamp, dual bow, two monitor pivots, pole and mounting hardware.
- For use with screens 25″(635mm) or smaller.
- Accommodates monitors from 2-11 pounds per monitor. Maximum combined weight is 22 pounds.
- Height adjustment range is 13″(330mm).
- Each monitor has individual tilt of 15° up and 15° down from center.
- Pans 360°.
- Rotates 360°.
- Extends LCD's out up to 24″(610mm).
- Integrated cable management.
- One touch adjustment.
- Move two monitors simultaneously.

### Specification Tip

- Desk clamp mounts on worksurface 0.4″(10mm)-2.4″(61mm) thick.
- For additional mounting options refer to pages 150-0.

### To Order, Specify:

1) Product number.

## Dual Direct Handle Kit

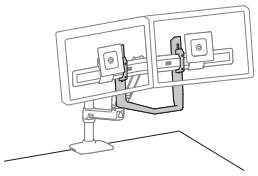

98-037-062

| | | |
|---|---|---|
| Polished Aluminum | 98-037-062 | **$101.72** |

### Features

- Includes: One handle and mounting hardware.
- For use with LX Dual Direct monitor arm.
- Allows repositioning of screens without touching the screen.

### To Order, Specify:

1) Product number.

# Ergotron Monitor Arm Accessories

For use with LX Monitor Arms

| | Description | Number | Price |
|---|---|---|---|
| **LX One-Stop Rotational Control Kit** | Silver | 97-774-003 | **$29.28** |

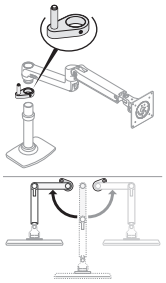

97-774-003

**Features**

- Includes: Single rotation stop collar, stop post, and hardware.
- Controls LX arm motion range to prevent extension arm from hitting the wall.

**Specification Tips**

- Compatible with LX Single Arm, LX Tall Pole Arm, LX Dual Stacking Arm, LX Dual Direct Arm and LX Dual Stacking Tall Pole arm.
- Not compatible with LX Dual Side by Side Arms or LX Sit-Stand arms.
- When used on LX Dual Stacking arm a quantity of two is needed.

**To Order, Specify:**

1) Product number.

| | | | |
|---|---|---|---|
| **LX Two-Stop Rotational Control Kit** | Silver | 98-060-003 | **$37.24** |

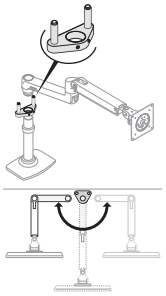

98-060-003

**Features**

- Includes: Dual rotation stop collar, two stop posts, and hardware.
- Provides a fixed 180° stop to prevent LX arm extension from hitting the wall.

**Specification Tips**

- Compatible with LX Single Arm, LX Tall Pole Arm, LX Dual Stacking Arm, LX Dual Direct Arm and LX Dual Stacking Tall Pole arm.
- Not compatible with LX Dual Side by Side Arms or LX Sit-Stand arms.

**To Order, Specify:**

1) Product number.

# Ergotron Monitor Arm Accessories

For use with LX Monitor Arms

| | Description | Number | Price |
|---|---|---|---|
| **LX Extension** | Polished Aluminum | 45-289-026 | **$76.20** |

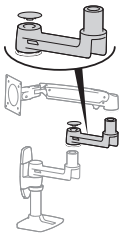

45-289-026

**Features**
- Includes: One extension.
- Add additional pivot-point for additional flexibility.
- Increases the reach of an LX arm by 9″(229mm).

**Specification Tip**
- Only one extension to be used per monitor arm.

**To Order, Specify:**

1) Product number.

| | | | |
|---|---|---|---|
| **LX Sit-to-Stand Extension** | Polished Aluminum | 45-362-026 | **$129.49** |

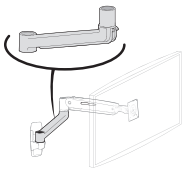

45-362-026

**Features**
- Includes: One sit-to-stand extension.
- Add additional pivot-point for additional flexibility.
- Increases the reach of an LX Sit-to-Stand arm by 11.7″(297mm).

**Specification Tip**
- Only one extension to be used per monitor arm.

**To Order, Specify:**

1) Product number.

| | | | |
|---|---|---|---|
| **LX Pole Collar** | Polished Aluminum | 97-844 | **$11.84** |

97-844

**Features**
- Includes: One collar and hardware.
- Used to attach a second LX Sit-to-Stand Arm at any point of an installed base.
- Reposition height on pole by loosening/tightening the collar's set screws.

**To Order, Specify:**

1) Product number.

| | | | |
|---|---|---|---|
| **LX Arm, Extension and Collar Kit** | Polished Aluminum | 97-940-026 | **$338.21** |
| | White | 98-130-216 | **338.21** |

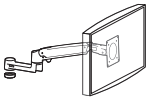

97-940-026
98-130-216

**Features**
- Includes: LX arm, extension, collar and hardware.
- Converts existing LX Tall Pole Arm to hold two monitors creating an LX Dual Stacking Arm configuration.
- Attaches to pole of the desk mount base.
- For use with screen 32″(813mm) or smaller.
- Weight capacity is 7-20 pounds.
- Height adjustment range is 13″(330mm).
- Tilts 70° up and 5° down from center.
- Pans 360°.
- Rotates 360°.
- Extends LCD's out up to 25″(635mm).
- Integrated cable management.
- One touch adjustment.

**Specification Tip**
- Recommended for use with LX Desk Mount LCD Arm, Tall Pole.

**To Order, Specify:**

1) Product number.

# Ergotron Monitor Arm

MXV Desk Mount

## Single Arm

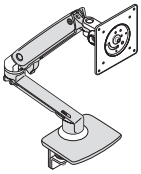

45-486

| Description | Number | Price |
|---|---|---|
| Polished Aluminum | 45-486-026 | **$342.20** |
| White | 45-486-216 | **342.19** |
| Matte Black | 45-486-224 | **342.19** |

### Features

- Includes: Fully assembled slim profile arm, two-piece desk clamp, and mounting hardware.
- For use with screen 34″(864mm) or smaller.
- Accommodates monitors from 7-20 pounds per arm.
- Height adjustment range is 13″(330mm).
- Tilts 90° backward and 90° forward.
- Rotates 360°.
- Pans 180° at base; 360° between extension and arm. Rotation stop on base can be disengaged at time of installation to increase range to a full 360°.
- Extends LCD monitor out 22.2″(559mm).
- Arm folds back over base into a compact retracted position; perfect for tucking under systems furniture storage shelves or cabinets in space constrained areas.
- Integrated cord management.
- One touch adjustment.

### Specification Tips

- Desk clamp mounts on worksurface 0.47″(0mm) - 1.25″(25mm) thick.
- Desk clamp has anti-rotation screws to prevent base from slipping.
- Grommet mount available; separately specified part 98-110.
- For additional mounting options refer to pages 150-0.

### To Order, Specify:

1) Product number.

## Dual Arm

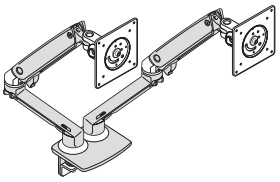

45-496

| | | |
|---|---|---|
| Polished Aluminum | 45-496-026 | **$665.01** |
| White | 45-496-216 | **665.02** |
| Matte Black | 45-496-224 | **665.02** |

### Features

- Includes: Fully assembled slim profile dual arm, two-piece desk clamp, and mounting hardware.
- For use with screen 24″(610mm) or smaller. Screen size may affect adjustment capability.
- Accommodates monitors from 7-20 pounds.
- Height adjustment range is 13″(330mm).
- Tilts 90° backward and 90° forward.
- Rotates 360°.
- Pans 180° at base; 360° between extension and arm. Rotation stop on base can be disengaged at time of installation to increase range to a full 360°.
- Extends LCD monitor out 22.2″(559mm).
- Arm folds back over base into a compact retracted position; perfect for tucking under systems furniture storage shelves or cabinets in space constrained areas.
- Integrated cord management.
- One touch adjustment.

### Specification Tips

- Desk clamp mounts on worksurface .047″(0mm) - 1.25″(25mm) thick.
- Desk clamp has anti-rotation screws to prevent base from slipping.
- Grommet mount available; separately specified part 98-111.
- For additional mounting options refer to pages 150-0.

### To Order, Specify:

1) Product number.

# Ergotron Monitor Arms

MX Desk Mount

| | Description | Number | Price |
|---|---|---|---|
| **Single Arm** | Polished Aluminum | 45-214-026 | **$394.48** |

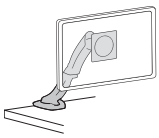

45-214-026

### Features

- Includes: Adjustable height monitor arm, desk clamp and grommet mount.
- For use with screen 30″(762mm) or smaller.
- Accommodates monitors from 14-30 pounds.
- Height adjustment range is 5″(127mm).
- Tilts 75° up and 5° down from center.
- Rotates 90°.
- Pans 360°.
- Extends LCD's out up to 17″(432mm).
- Integrated cable management.
- One touch adjustment.

### Specification Tips

- Desk clamp mounts on worksurface 0.4″(10mm)-2.5″(64mm) thick.
- Grommet mounts attach through surface holes 0.31″(8mm)-2″(51mm) wide and up to 3″(76mm) thick.

### To Order, Specify:

1) Product number.

# Ergotron Monitor Arm

Accessories

| | Description | Number | Price |
|---|---|---|---|
| **Dual Monitor and Handle Kit** | Polished Aluminum/Black | 97-783 | **$208.05** |

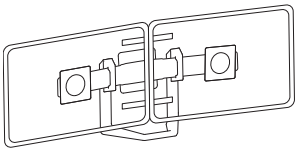

97-783

**Features**

- Includes: Monitor bow, two monitor pivots, handle and mounting hardware.
- For use with screens 26″(660mm) or smaller.
- Maximum weight capacity is 18 pounds per arm.
- Maximum combined weight is 36 pounds.
- Rotates 360°.
- Arm in polished aluminum, bow and handle in black.

**Specification Tips**

- This product adds an additional 6 pounds to your mounting solution. Monitor arm's maximum weight capacity must be reduced by 6 pounds.
- Attaches to mounts with four-hole interface of 50 x 50 mm or 100 x 100 mm.

**To Order, Specify:**

1) Product number.

| | | | |
|---|---|---|---|
| **Monitor Quick Release LCD Bracket** | Black | 60-589-060 | **$35.85** |

60-589-060

**Features**

- Includes: Bracket, screws and stand-offs.
- For use with monitors less than 3″(76mm) thick.
- Bracket weighs 1.2 pounds and is 0.5″(0mm) thick. Weight of the bracket needs to be considered when determining weight capacity of the monitor arm.

**To Order, Specify:**

1) Product number.

PAGE UPDATE
Click Here for Details

# Ergotron Monitor Arms

Neo-Flex

## Neo-Flex

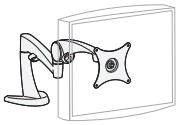

45-174-300

| Description | Number | Price |
|---|---|---|
| Silver | 45-174-300 | $195.90 |

### Features

- Includes: Arm, extension, LCD pivot, desk clamp and grommet mount.
- For use with screen 22"(559mm) or smaller.
- Maximum weight capacity 18 pounds.
- Height adjustment range is 8"(203mm).
- Tilts 180° up and down.
- Rotates 360°.
- Pans 360°.
- Extends LCD's out up to 19.3"(490mm).
- Integrated cord management.

### Specification Tips

- Desk clamp mounts to surfaces up to 2"(51mm) thick.
- Grommet mounts attach through surface holes up to 2"(51mm) wide and up to 1.75"(44mm) thick.

### To Order, Specify:

1) Product number.

## Neo-Flex Extend

45-235-194

| Description | Number | Price |
|---|---|---|
| Polished Aluminum | 45-235-194 | $286.47 |

### Features

- Includes: Two extensions, LCD pivot, desk clamp and grommet mount.
- For use with screen 24"(610mm) or smaller.
- Weight capacity 7-20 pounds.
- Pole height adjustment range is 9.5"(241mm).
- Tilts 75° up and 5° down from center.
- Rotates 360°.
- Pans 360°.
- Extends LCD's out up to 22"(559mm).
- Integrated cable management.

### Specification Tips

- Desk clamp mounts on worksurface 0.5"(13mm)-2"(51mm) thick.
- Grommet mounts attached through surface holes 0.3"(8mm)-2"(51mm) wide and up to 2.5"(64mm) thick.

### To Order, Specify:

1) Product number.

## Neo-Flex Tablet

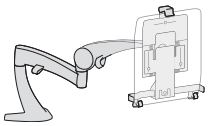

45-306-101

| Description | Number | Price |
|---|---|---|
| Black | 45-306-101 | $262.67 |

### Features

- Includes: Arm, optional extension, tablet cradle, desk clamp and grommet mount.
- Accommodates tablets with a minimum size of 5.5"(140mm) x 8"(203mm) and a maximum size of 8"(203mm) x 9.75"(248mm). Depth of tablet cannot exceed 0.75"(19mm).
- Maximum weight capacity is 2.5 pounds.
- Height adjustment range is 8"(203mm).
- Tilts 180°.
- Pans 360°.
- Rotates 360°.
- Extends tablets out up to 19.3"(490mm).

### Specification Tips

- Desk clamp mounts on worksurface 0.5"(13mm)-1.8"(46mm) thick.
- Grommet mounts attached through surface holes 0.3"(8mm)-2"(51mm) wide and up to 1.75"(44mm) thick.

### To Order, Specify:

1) Product number.

OBSOLETED | October 29, 2021

PAGE UPDATE
Click Here for Details

# Ergotron Monitor Arm Accessories

Under Mount C-Clamp

| | Description | Number | Price |
|---|---|---|---|
| **Under Mount C-Clamp** for LX Dual Side-by-Side, LX Dual Stacking, LX Desk Mount Tall Pole | Black | 98-236-009 | **$55.92** |
| | White | 98-082 | **55.92** |

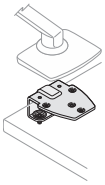

98-236-009
98-082

**Feature**
- Includes: Under mount C-clamp and mounting hardware and two extension screws.

**Specification Tips**
- Compatible with LX Dual Side-by-Side Arm and LX Dual Stacking Arm as well as Single Monitor LX Desk Mount Arm (tall pole).
- Clamp can slide on from side of worksurface. Installation from the rear requires 1.2"(25mm) from edge of desktop to wall to slide clamp on.
- Attaches to surface edge 0.5"(0mm) - 1.26"(25mm) thick.
- For use when mounting monitor arm to Intuity with Access Hatches to avoid understructure interference with the standard two-piece clamp included with the arm.

**To Order, Specify:**

1) Product number.

| | | | |
|---|---|---|---|
| **Under Mount C-Clamp** for LX Desk Mount Single, LX Dual Direct, and MXV Monitor Arms | Black | 98-235-009 | **$55.92** |
| | White | 98-083 | **55.92** |

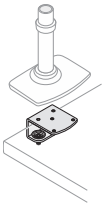

45-306-101
98-083

**Feature**
- Includes: Under mount C-clamp and mounting hardware and two extension screws.

**Specification Tips**
- Compatible with LX Desk Mount Arm, LX Dual Direct Arm [illegible] MXV Arms.
- Clamp can slide on from side of worksurface. Installation from the rear requires 1.2"(25mm)1.2" from edge of desktop to wall to slide clamp on.
- Attaches to surface edge 0.5"(0mm) - 1.26"(25mm) thick.
- For use when mounting monitor arm to Intuity with Access Hatches to avoid understructure interference with the standard two-piece clamp included with the arm.

**To Order, Specify:**

1) Product number.

| | | | |
|---|---|---|---|
| **Under Mount C-Clamp** for use with HX Arms | White | 98-081 | **$55.92** |

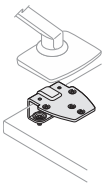

98-081

**Feature**
- Includes: Under mount C-clamp, mounting hardware.

**Specification Tips**
- Compatible with HX Desk Single and Dual Monitor Arms.
- Clamp can slide on from side of worksurface. Installation from the rear requires 1.2"(25mm) from edge of desktop to wall to slide clamp on.
- Attaches to surface edge 0.5"(0mm) - 1.26"(25mm) thick.
- For use when mounting monitor arm to Intuity with Access Hatches to avoid understructure interference with the standard two-piece clamp included with the arm.

**To Order, Specify:**

1) Product number.

OBSOLETED | October 29, 2021



Class ER – GSA: Open Market
Canadian Conversion Factor: Refer to haworth.com/Canada

HAWORTH

# Ergotron Monitor Arm Accessories

Grommet Mount

| | Description | Number | Price |
|---|---|---|---|
| **Grommet Mount** for LX Single and Dual Direct Arms | | 98-034 | **$19.44** |

98-034

**Feature**
- Includes: Grommet plate and attachment hardware.

**Specification Tips**
- Compatible with LX Dual Direct Arm and the single monitor LX Desk Mount Arm (standard pole).
- Mounts through surface .31″(8mm) - 2″(51mm) wide and 3″(76mm) thick.

**To Order, Specify:**

1) Product number.

| | | | |
|---|---|---|---|
| **Grommet Mount** for LX Dual Arm | | 98-035 | **$29.17** |

98-035

**Feature**
- Includes: Grommet plate and attachment hardware.

**Specification Tips**
- Compatible with LX Dual Side-by-Side Arm and LX Dual Stacking Arm as well as Single Monitor LX Desk Mount Arm (tall pole).
- Mounts through surface .31″(8mm) - 2″(51mm) wide and 3″(76mm) thick.

**To Order, Specify:**

1) Product number.

| | | | |
|---|---|---|---|
| **Grommet Mount** for LX Arm on WorkFit-T/TL | Zinc Plated Steel | 98-017 | **$30.25** |

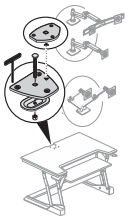

98-017

**Feature**
- Includes: Grommet plate and attachment hardware.

**Specification Tips**
- Compatible with LX Dual Side-by-Side Arm and LX Dual Direct and LX Desk Mount Arm.
- Mounts through surface .31″(8mm) - 2″(51mm) wide and 3″(76mm) thick.
- Weight capacity:
  - –LX Desk Mount Arm - 14 pounds
  - –LX Dual Direct Arm - 4.8 pounds per monitor
  - –LX Dual Side-by-Side Arm - 6 pounds per monitor
- Weight capacity is limited when mounting LX arms on WorkFit T/TL.

**To Order, Specify:**

1) Product number.

| | | | |
|---|---|---|---|
| **Grommet Mount** for MXV Single Monitor Arm | | 98-110 | **$20.52** |

98-110

**Feature**
- Includes: Grommet plate and attachment hardware.

**Specification Tips**
- Compatible with MXV Single Monitor Arm.
- Mounts through surface .31″(8mm) - 1.25″(32mm) wide and less than or equal to 1.3″(33mm) thick.

**To Order, Specify:**

1) Product number.

| | | | |
|---|---|---|---|
| **Grommet Mount** for MXV Dual Monitor Arm | | 98-111 | **$31.33** |

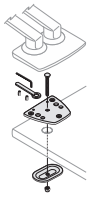

98-111

**Feature**
- Includes: Grommet plate and attachment hardware.

**Specification Tips**
- Compatible with MXV Dual Monitor Arm.
- Mounts through surface .31″(8mm) - 1.25″(32mm) wide and less than or equal to 1.3″(33mm) thick.

**To Order, Specify:**

1) Product number.

# Ergotron WorkFit-A — Single Attached Sit-Stand Workstation

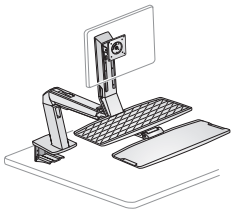

24-317-026
LD with Worksurface

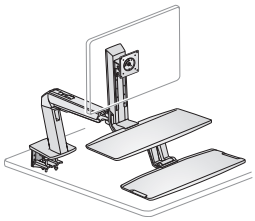

24-390-026
LD with Suspended Keyboard

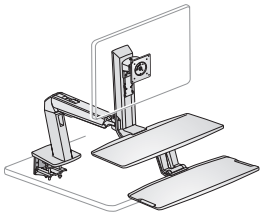

24-391-026
HD with Suspended Keyboard

| Description | Height | Depth | Width | Number | Price |
|---|---|---|---|---|---|
| **LD — Light Duty with WorkSurface** | | | | | |
| Polished Aluminum/Black | 42.7″(1085mm) | 16.9″(429mm)-43.7″(1110mm) | 27″(686mm) | 24-317-026 | **$1008.17** |
| **LD — Light Duty with WorkSurface and Suspended Keyboard** | | | | | |
| Polished Aluminum/Black | 38.8″(986mm) | 16.9″(429mm)-43.7″(1110mm) | 27″(686mm) | 24-390-026 | **$1056.33** |
| **HD — Heavy Duty with Worksurface and Suspended Keyboard** | | | | | |
| Polished Aluminum/Black | 38.8″(986mm) | 16.9″(429mm)-43.7″(1110mm) | 27″(686mm) | 24-391-026 | **$1129.10** |

## Features

- Includes: Height-adjustment column, desk clamp, LCD pivot, keyboard tray, worksurface (when applicable) and hardware.
- Grommet mount included on models with suspended keyboard tray.
- Keyboard tray dimensions: 9.75″(248mm) D x 27″(686mm)W.
- Worksurface dimensions: 9.75″(248mm) D x 23″(584mm)W.
- Height adjustment range is 20″(508mm) with LCD and keyboard tray in tandem. LCD's adjust 5″(127mm) independently from worksurface. Maximum LCD height adjustment is 25″(635mm).
- Tilts 30°.
- Pans 180°.
- Rotates 90°.
- In seated position, suspended keyboard tray can drop down approximately 4″(102mm) below desktop surface.
- Integrated cable management.
- Black with polished aluminum arm extension and base.

## Specification Tips

- Desk clamp mounts on worksurface up to 31.5″(800mm) deep and 0.78″(29mm)-2.6″(66m) thick.
- Keyboard tray can be installed in three different positions: centered, offset right or offset left.

## To Order, Specify:

1) Product number.

| | Maximum | Weight Capacity | | | |
|---|---|---|---|---|---|
| Description | Screen Size | Total | LCD | Keyboard Tray | Worksurface |
| LD with Worksurface | 24″(610mm) | 20 lbs. | 5-15 lbs. | 5 lbs. | 5 lbs. |
| LD with Suspended Keyboard | 24″(610mm) | 20 lbs. | 5-15 lbs. | 5 lbs. | 5 lbs. |
| HD with Suspended Keyboard | 27″(686mm) | 25 lbs. | 10-20 lbs. | 5 lbs. | 5 lbs. |



Class ER – GSA: Open Market
Canadian Conversion Factor: Refer to haworth.com/Canada

# Ergotron WorkFit-A — Dual Attached Sit-Stand Workstation

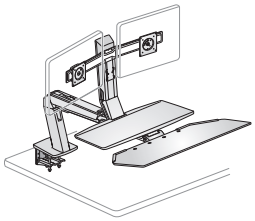

24-316-026

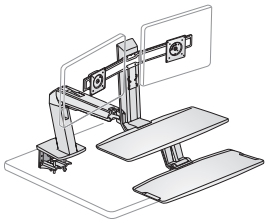

24-392-026

| Description | Height | Depth | Width | Number | Price |
|---|---|---|---|---|---|
| With Worksurface | 42.7″(1085mm) | 16.9″(429mm)-43.7″(1110mm) | 27″(686mm) | 24-316-026 | **$1108.93** |
| With Worksurface and Suspended Keyboard | 38.8″(986mm) | 16.9″(429mm)-43.7″(1110mm) | 27″(686mm) | 24-392-026 | **1153.78** |

### Features

- Includes: Arm, two LCD pivots, worksurface, crossbow, keyboard tray, desk clamp and hardware.
- For use with screen 24″(610mm) or smaller.
- Maximum weight capacity:
  - –Total capacity 25 pounds
  - –LCD - 4.5-10 pounds each.
  - –Keyboard tray - 2 pounds
  - –Worksurface - 5 pounds
- Keyboard tray dimension: 9.75″(248mm) D x 27″(686mm) W.
- In seated position, keyboard tray can drop down approximately 4″(102mm) below desktop surface.
- Worksurface dimension: 9.75″(248mm) D x 22.63″(575mm) W.
- Height adjustment range is 20″(508mm) with LCD and keyboard tray in tandem. LCD's adjust 5″(127mm) independently from worksurface. Maximum LCD height adjustment is 25″(635mm).
- Pans 180°.
- Rotates 360°.
- Integrated cable management.
- Black with polished aluminum extension and base.

### Specification Tips

- Desk clamp mounts on worksurface up to 31.5″(800mm) deep and 0.5″(13mm) - 2.5(64mm) thick.
- Minimum weight capacity of 12 pounds to ensure proper operation.
- Keyboard tray can be installed in three different positions: centered, offset right or offset left.

### To Order, Specify:

1) Product number.

# Ergotron WorkFit-S — Single Attached Sit-Stand Workstation

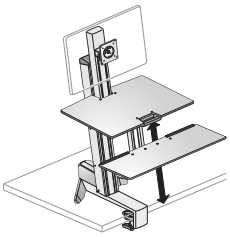

33-350-200

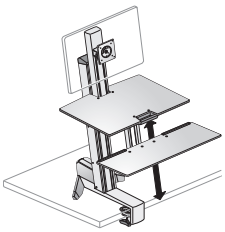

33-351-200

| Description | Height | Depth | Width | Number | Price |
|---|---|---|---|---|---|
| **LD — Light Duty with WorkSurface** | | | | | |
| Black | 29.4(747mm)-35″(889mm) | 16.3″(414mm) | 27″(686mm) | 33-350-200 | **$1123.89** |
| **HD — Heavy Duty with Worksurface** | | | | | |
| Black | 29.4(747mm)-35″(889mm) | 16.3″(414mm) | 27″(686mm) | 33-351-200 | **$1272.23** |

### Features

- Includes: Height-adjustment column, desk clamp, LCD pivot, keyboard tray, and worksurface when applicable.
- Keyboard tray dimensions:
  –With Worksurface - 9″(229mm) D x 27″(686mm) W.
- Worksurface dimensions: 15″(381mm) D x 23″(584mm) W.
- Height adjustment range is 18″(457mm) with LCD and keyboard tray in tandem. LCD's adjust 5″(127mm) independently. Maximum LCD height adjustment is 23″(584mm).
- Tilts 30°.
- Rotation: LD rotates 360°. HD rotates 90°.
- Keyboard tray tilts back 5°.

### Specification Tips

- Desk clamp mounts on front of worksurface 0.5″(13mm)-2.4″(61mm) thick.
- Height measured from desktop to lowest and highest positions.

### To Order, Specify:

1) Product number.

| | Maximum | Weight Capacity | | | |
|---|---|---|---|---|---|
| Description | Screen Size | Total | LCD | Keyboard Tray | Worksurface |
| LD with Worksurface | 24″(610mm) | 24 lbs. | 6-16 lbs. | 5 lbs. | 5 lbs. |
| HD with Worksurface | 30″(762mm) | 29 lbs. | 16-28 lbs. | 5 lbs. | 5 lbs. |



Class ER – GSA: Open Market
Canadian Conversion Factor: Refer to haworth.com/Canada

# Ergotron WorkFit-S — Dual Attached Sit-Stand Workstation

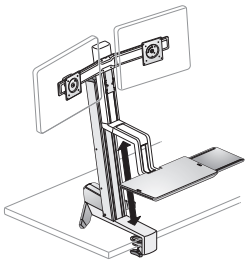

33-341-200

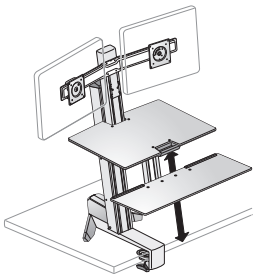

33-349-200
33-349-211

| Description | Height | Depth | Width | Number | Price |
|---|---|---|---|---|---|
| **Without Worksurface** | | | | | |
| Black | 29.4(747mm)-35″(889mm) | 16.3″(414mm) | 24″(610mm) | 33-341-200 | **$ 918.99** |
| **With Worksurface** | | | | | |
| Black | 29.4(747mm)-35″(889mm) | 16.3″(414mm) | 27″(686mm) | 33-349-200 | **$1188.73** |
| White | 29.4(747mm)-35″(889mm) | 16.3″(414mm) | 27″(686mm) | 33-349-211 | **1199.19** |

## Features

- Includes: Height-adjustment column, desk clamp, crossbar, two LCD pivots, keyboard tray, and left/right mouse tray or worksurface when applicable.
- For use with screen 24″(610mm) or smaller.
- Maximum weight capacity:
  - –Total capacity 31 pounds.
  - –LCD - 6-14 pounds without worksurface. With worksurface LCD weight capacity 6-12 pounds..
  - –Keyboard tray - 5 pounds.
  - –Worksurface (when specified) - 5 pounds
- Keyboard tray dimensions:
  - –Without Worksuface - 9.3″(236mm) D x 16.5″(419mm) W.
  - –With Worksurface - 9″(229mm) D x 27″(686mm) W.
- Mouse tray available on without worksurface model only. May be installed on left or right side of keyboard tray. Dimensions: 7.9″(201mm) D x 7.5″(191mm) W.
- Worksurface dimensions: 15″(381mm) D x 23″(584mm) W.
- Height adjustment range is 18″(457mm) with LCD and keyboard tray in tandem. LCD's adjust 5″(127mm) independently. Maximum LCD height adjustment is 23″(584mm).
- Rotates 90°.
- Keyboard tray tilts back 5°.

## Specification Tips

- Desk clamp mounts on front of worksurface 0.5″(13mm)-2.4″(61mm) thick.
- Height measured from desktop to lowest and highest positions.

## To Order, Specify:

1) Product number.

# Ergotron WorkFit-SR — Dual Attached Sit-Stand Workstation

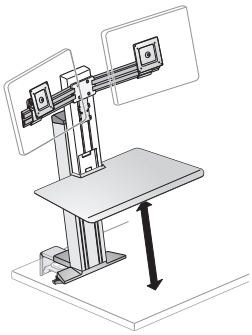

33-407-085
33-407-062

| Description | Height | Depth | Width | Number | Price |
|---|---|---|---|---|---|
| Black | 28.9(734mm)- 37″(940mm) | 25.2″(640mm) | 29.5″(749mm) | 33-407-085 | **$1504.13** |
| White | 28.9(734mm)- 37″(940mm) | 25.2″(640mm) | 29.5″(749mm) | 33-407-062 | **1504.13** |

### Features

- Includes: Height-adjustment column, crossbar, two LCD pivots, worksurface, one USB extension cable, two cable wraps and desk clamp.
- For use with screen 24″(610mm) or smaller.
- Maximum weight capacity:
  - –Total capacity 25 pounds.
  - –Monitor arm 3-11 pounds each.
  - –Worksurface 5 pounds.
- Worksurface dimensions: 22″(559mm) D x 30″(762mm) W.
- Height adjustment range is 18″(457mm) with monitor and keyboard in tandem. Monitors lift independently 5″(127mm) additional.
- Tilts 35°.
- Rotates 360°.

### Specification Tips

- Desk clamp attaches to rear of surfaces up to 2.5″(64mm) thick.
- Recommended for use on 30″(762mm)-36″(914mm) worksurfaces. Desks shorter than 30″(762mm) worksurface will extend beyond desktop edge. Desks deeper than 36″(914mm), worksurface will not extend to desktop edge.
- Height measured from desktop to lowest and highest positions.

### To Order, Specify:

1) Product number.



Class ER – GSA: Open Market
Canadian Conversion Factor: Refer to haworth.com/Canada

PAGE UPDATE
Click Here for Details

# Ergotron WorkFit-T — Desktop Sit-Stand Workstation

| Description | Depth | Width | Number | Price |
|---|---|---|---|---|
| Black | 25″(635mm) | 35″(889mm) | 33-397-085 | **$858.81** |

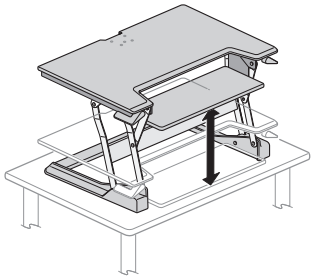

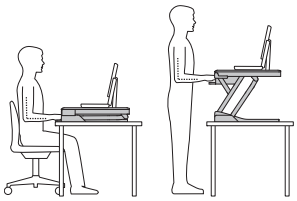

33-397-085

### Features

- Includes: One height adjustable workstation with keyboard tray.
- For use with screen 30″(762mm) or smaller.
- Maximum weight capacity: 10-35 pounds.
- Keyboard tray dimensions are 25″(635mm) W x 9″(229mm) D.
- Total height adjustment range is 15″(381mm). Monitor and keyboard move in tandem.
- Keyboard tray sits 4.5″(114mm) below WorkFit worksurface.
- Ships fully assembled.

### Specification Tips

- Fits on surfaces 24″(610mm) deep or larger including corner surfaces.
- Monitor can be placed directly on the worksurface or monitor mount can be used; sold separately.

### To Order, Specify:

1) Product number.

PAGE UPDATE
Click Here for Details

# Ergotron WorkFit-TL — Desktop Sit-Stand Workstation

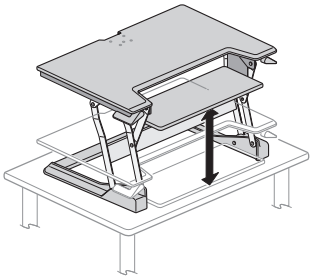

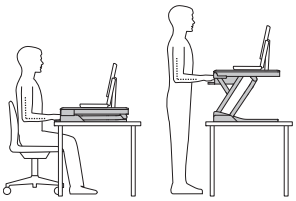

33-406-085
33-418-085

| Description | Depth | Width | Number | Price |
|---|---|---|---|---|
| Black | 27″(686mm) | 37.5″(953mm) | 33-406-085 | **$ 884.94** |
| Black - TAA Compliant | 27″(686mm) | 37.5″(953mm) | 33-418-085 | **1296.42** |

### Features

- Includes: One height adjustable workstation with keyboard tray.
- TAA compliant version assembled in the USA in black only.
- For use with screen 30″(762mm) or smaller.
- Maximum weight capacity: 10-40 pounds.
- Keyboard tray dimensions are 27.5″(699mm) W x 11″(279mm) D.
- Total height adjustment range is 15″(381mm). Monitor and keyboard move in tandem.
- Keyboard tray sits 4.5″(114mm) below WorkFit worksurface.
- Ships fully assembled.

### Specification Tips

- Fits on desks 24″(610mm) deep or larger.
- Monitor can be placed directly on the worksurface or monitor mount can be used; sold separately.

### To Order, Specify:

1) Product number.



Class ER – GSA: Open Market
Canadian Conversion Factor: Refer to haworth.com/Canada

# Ergotron WorkFit LX - Sit-Stand Desk Mount System

| Description | Number | Price |
|---|---|---|
| Polished Aluminum | 45-405-026 | **$1328.83** |

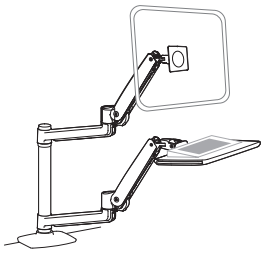

45-405-026

### Features

- Includes: Monitor arm, two extensions, keyboard arm and tray, slide-out mouse tray, pole, two pole collars, desk clamp, grommet mount, VESA brackets, wrist rest and hardware.
- For use with screen 42″(1067mm) or smaller.
- Maximum weight capacity:
  - –Monitor arm 7-25 pounds.
  - –Keyboard arm 5 pounds.
- Keyboard tray dimensions: 8.9″(226mm) D x 18.3″(465mm) W.
- Keyboard tray tilts back 5°.
- Mouse tray dimensions: 8″(203mm) D x 8″(203mm) W.
- Height adjustment range is 20″(508mm).
- Side-to-Side movement range of 62″(1575mm).
- Arm extension is 33″(838mm).
- Tilts 75°.
- Pans 360°.
- Rotates 360°.
- Mouse Tray may be installed on the left or right side.

### Specification Tips

- Desk clamp attaches to rear edge up to 2.5″(64mm) thick.
- Grommet mount attaches through hole 0.5″(13mm) to 2.5″(64mm) wide and up to 2.25″(57mm) thick.

### To Order, Specify:

1) Product number.

# Ergotron WorkFit — Accessories

WorkFit-A

| | Description | Number | Price |
|---|---|---|---|
| **Grommet Mount** | Polished Aluminum/Black | 97-692 | **$54.61** |

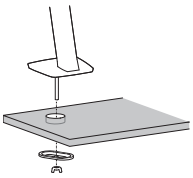

97-692

### Features

- Includes one grommet mount.
- For use with WorkFit-A.
- Black pole and hardware with polished aluminum base.

### Specification Tips

- Attaches through surface hole 0.5″(13mm) to 2.5″(64mm) wide and up to 2.6″(66mm) thick.
- For maximum support, screw should be centered through hole.

### To Order, Specify:

1) Product number.

| | | | |
|---|---|---|---|
| **Conversion Kit Single HD to Dual** | Black | 97-606 | **$118.86** |

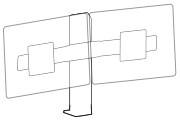

97-606

### Features

- Includes: Crossbar, two monitor pivots and mounting hardware.
- Converts WorkFit-A single HD workstation into a WorkFit Dual workstation.
- For use with screens 24″(610mm) or smaller.
- Pivots 360°.
- LCD weight capacity is 6-14 pounds.
- Total weight capacity is contingent on the WorkFit platform to which the kit is added.

### Specification Tips

- Compatible with WorkFit-A products.
- Not for use with WorkFit-S.

### To Order, Specify:

1) Product number.

PAGE UPDATE
Click Here for Details

# Ergotron WorkFit — Accessories

WorkFit-S

| | Description | Height | Depth | Width | Number | Price |
|---|---|---|---|---|---|---|
| **Worksurface** | Black | .25″(6mm) | 15″(381mm) | 23″(584mm) | 97-581-019 | **$189.91** |

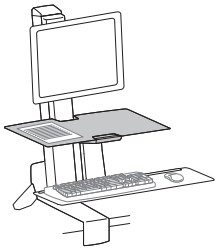

97-581-019

**Features**
- Includes: Worksurface, mounting brackets and mounting hardware.
- For use on WorkFit-S workstation.
- Weight capacity is 5 pounds.

**Specification Tips**
- Does not affect normal range of WorkFit S.
- When added to WorkFit-S reduce total weight capacity by 6 pounds.
- May not be used in conjunction with Tablet/Document Holder.

**To Order, Specify:**

1) Product number.

| | | | | | | |
|---|---|---|---|---|---|---|
| **Large Keyboard Tray** | Black | .25″(6mm) | 9″(229mm) | 27″(686mm) | 97-653 | **$104.22** |

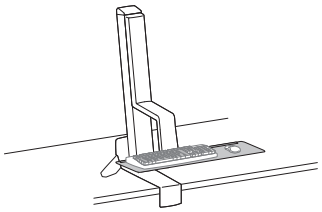

97-653

**Features**
- Includes: Keyboard tray and mounting hardware.
- For use on WorkFit-S workstation.
- Weight capacity is 5 pounds.

**Specification Tips**
- Can be attached centered on the workstation or offset to the right or left using alternate mounting holes.
- May be installed using only back mounting holes to increase distance between keyboard and monitor.

**To Order, Specify:**

1) Product number.

| | | | | | | |
|---|---|---|---|---|---|---|
| **Tablet/Document Holder** | Black | 10.7″(272mm) | 1.5″(38mm) | 7.25″(184mm) | 97-558-200 | **$59.59** |

97-558-200

**Features**
- Includes: document holder, handle and mounting hardware.
- For use with WorkFit-S.
- Maximum weight capacity: 2.2 pounds

**Specification Tips**
- Installs in three different positions under laptop or displays.
- Tablet/Document Holder may reduce WorkFit's 5″(127mm) independent height adjustment range for displays.
- When added to the WorkFit-S, total weight capacity of workstation is reduced by 1 pound.
- Not for use with WorkFit-S worksurface.

**To Order, Specify:**

1) Product number.

| | | | | | | |
|---|---|---|---|---|---|---|
| **Grommet Mount** | Black | | | | 97-649-085 | **$19.73** |

97-649-085

**Features**
- Includes one grommet mount.
- For use with WorkFit-S.

**Specification Tips**
- Attaches through surface hole (1.5″(1[illegible]mm) deep, 1.5″([illegible]mm) wide and up to 2.[illegible]″([illegible]mm) thick.
- For maximum support, screw should be centered through hole.

**To Order, Specify:**

1) Product number.

OBSOLETED | October 29, 2021

# Ergotron WorkFit — Accessories

WorkFit-A / WorkFit-S

| | Description | Number | Price |
|---|---|---|---|
| **Conversion Kit: Dual to LCD & Laptop** | Black | 97-617 | **$129.34** |

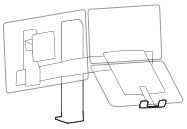

97-617

**Features**
- Includes: Laptop tray, riser bracket, monitor pivot and mounting hardware.
- Converts WorkFit-S or WorkFit-A Dual workstation into a WorkFit LCD and laptop workstation.
- For use with screens 24″(610mm) or smaller.
- Monitor tilts 30°.
- Pans 180°.
- Monitor rotates 360°.
- Weight capacity is contingent on the WorkFit platform to which the kit is added.

**Specification Tip**
- Compatible with WorkFit-A or WorkFit-S workstation.

**To Order, Specify:**

1) Product number.

| | | | |
|---|---|---|---|
| **Conversion Kit: LCD & Laptop to Dual** | Black | 97-616 | **$75.47** |

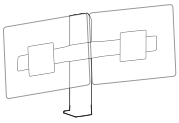

97-616

**Features**
- Includes: Two monitor pivots and mounting hardware.
- Converts WorkFit-S or WorkFit-A LCD & Laptop workstation into a Dual Workstation.
- For use with screens 22″(559mm) or smaller.
- Rotates 360°.
- Weight capacity is contingent on the WorkFit platform to which the kit is added.

**To Order, Specify:**

1) Product number.

| | | | |
|---|---|---|---|
| **Tall-User Kit for WorkFit Dual** | Black | 97-615 | **$105.09** |

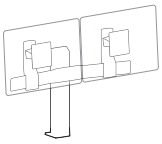

97-615

**Features**
- Includes: Two monitor pivots, two riser brackets and mounting hardware.
- Converts WorkFit-S or WorkFit-A Dual display workstation to improve ergonomic height requirements of taller users.
- For use with screens 24″(610mm) or smaller.
- Maximum weight capacity:
  - –Total capacity 28 pounds.
  - –LCD – 6-14 pounds.
- Rotates 360°.
- Adds 30° of up/down tilt to displays.
- Weight capacity is contingent on the WorkFit platform to which the kit is added.

**Specification Tip**
- Compatible with WorkFit-S and WorkFit-A. Also works with Dual Monitor Kit for WorkFit-T.

**To Order, Specify:**

1) Product number.

# Ergotron WorkFit — Accessories

WorkFit-A/WorkFit-S

| | Description | Height | Depth | Width | Number | Price |
|---|---|---|---|---|---|---|
| **Deep Keyboard Tray** | Black | .25″(6mm) | 11″(279mm) | 27″(686mm) | 97-897 | **$127.35** |

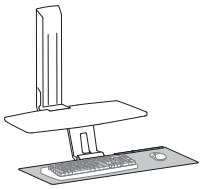

97-897

**Features**

- Includes: Large single piece keyboard tray and mounting hardware.
- Maximum weight capacity is 5 pounds.

**Specification Tips**

- Compatible with WorkFit-S and WorkFit-A.
- Installs centered of offset to the right or left side.

**To Order, Specify:**

1) Product number.

| | Description | Height | Depth | Width | Number | Price |
|---|---|---|---|---|---|---|
| **Corner Keyboard Tray** | Black | .25″(6mm) | 11″(279mm) | 27″(686mm) | 97-898 | **$127.33** |

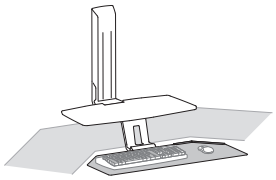

97-898

**Features**

- Includes: Corner single piece keyboard tray and mounting hardware.
- Maximum weight capacity is 5 pounds.

**Specification Tips**

- Compatible with WorkFit-S and WorkFit-A.
- Installs centered of offset to the right or left side.

**To Order, Specify:**

1) Product number.

# Ergotron WorkFit — Accessories

WorkFit-T/WorkFit-TL

## WorkFit Single LCD Monitor Kit

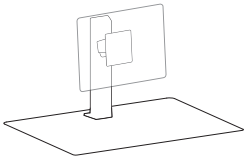

97-935-085
97-935-062

| Description | Number | Price |
|---|---|---|
| Black | 97-935-085 | **$212.53** |
| White | 97-935-062 | **206.97** |

### Features

- Includes: 5″(127mm) lift engine, one monitor pivot, dual bow, and hardware.
- For use with screen 24″(610mm) or smaller.
- Maximum weight capacity: 6-16 pounds.
- Tilts 30°.
- Rotates 360°.

### Specification Tips

- Compatible with WorkFit-T and WorkFit-TL.
- When added to the WorkFit-T, overall capacity of the WorkFit-T decreases from 35 pounds to 28.4 pounds.
- When added to the WorkFit-TL, overall capacity of the WorkFit-TL is decreased from 40 pounds to 33.4 pounds.

### To Order, Specify:

1) Product number.

## WorkFit Dual Monitor Kit

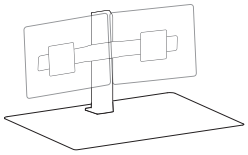

97-934-085
97-934-062

| | | |
|---|---|---|
| Black | 97-934-085 | **$316.26** |
| White | 97-934-062 | **311.57** |

### Features

- Includes: 5″(127mm) lift engine, two monitor pivots, dual bow, and hardware.
- For use with screen 24″(610mm) or smaller.
- Maximum weight capacity:
  - –Total weight 12-28 pounds.
  - –LCD weight 6-14 pounds each.
- Rotates 360°.

### Specification Tips

- Compatible with WorkFit-T and WorkFit-TL.
- When added to the WorkFit-T, overall capacity of the WorkFit-T decreases from 35 pounds to 25.3 pounds.
- When added to WorkFit-TL, overall capacity of the WorkFit TL is decreased from 40 pounds to 30.3 pounds.

### To Order, Specify:

1) Product number.

## WorkFit LCD & Laptop Kit

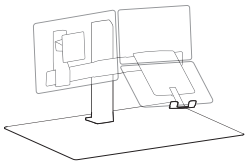

97-933-085
97-933-062

| | | |
|---|---|---|
| Black | 97-933-085 | **$310.83** |
| White | 97-933-062 | **297.97** |

### Features

- Includes: 5″(127mm) lift engine, one monitor pivot, one laptop tray, dual bow, and hardware.
- For use with screen 24″(610mm) or smaller.
- Maximum weight capacity: 12-26 pounds.
  - –LCD 6-16 pounds.
  - –Laptop Tray 10 pounds.
- Monitor tilts 30°.
- Monitor rotates 360°.

### Specification Tips

- Compatible with WorkFit-T and WorkFit-TL.
- When added to the WorkFit-T, overall capacity of the WorkFit-T decreases from 35 pounds to 25 pounds.
- When added to the WorkFit-TL, overall capacity of the WorkFit-TL decreases from 40 pounds to 30 pounds.

### To Order, Specify:

1) Product number.



Class ER – GSA: Open Market
Canadian Conversion Factor: Refer to haworth.com/Canada

# Ergotron Monitor Arm Accessories

| | Description | Number | Price |
|---|---|---|---|
| **Dual Monitor Double-Hinged Bow** | Black | 98-101-009 | **$121.23** |

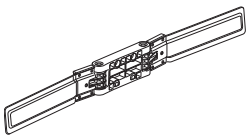

98-101-009

### Features
- Includes: Double-hinged bow and mounting hardware.
- For use with screens 25″(635mm) or smaller.
- Weight capacity is 6-14 pounds each. Capacity may vary depending on WorkFit capacity.
- Pans 168° from front to back using monitors 18″(457mm) or smaller. Panning motion may be restricted when using screens 19″(483mm) - 25″(635mm) in size.

### Specification Tips
- Compatible with WorkFit-A, WorkFit-S, WorkFit-SR dual workstations.
- Pivots are not included. Use pivots from current workstation.

### To Order, Specify:
1) Product number.

| | | | |
|---|---|---|---|
| **Tall-User Kit for Single Display** | Black | 97-845 | **$32.99** |

97-845

### Features
- Includes: Bracket, recess spacer, and screws.
- Raises monitor 4″(102mm) - 6″(152mm).
- Screen size dependent on product to which it is attached.

### Specification Tips
- Compatible with WorkFit-S, WorkFit-A and WorkFit-T as well as any VESA mount where portrait/landscape adjustment is locked or not present.
- Kit adds one pound to the mount weight. De-rate weight capacity of accompanying mount by one pound.
- Monitor weight should never exceed 29 pounds.

### To Order, Specify:
1) Product number.

# Ergotron WorkFit — Anti-Fatigue Floor Mat

| Height | Depth | Width | Number | Price |
|---|---|---|---|---|
| 6.25″(159mm) | 24″(610mm) | 36″(914mm) | 97-620-060 | **$428.00** |



97-620-060

**Features**

- Includes: One floor mat.
- 0.625″(16mm) thick.
- Custom blended medium density polyurethane foam.
- High tear strength polyurethane outer membrane.
- Black only.
- TAA (Trade Agreements Act) compliant.

**To Order, Specify:**

1) Product number.

# Ergotron Neo-Flex Laptop Cart

| Height | Depth | Width | Number | Price |
|---|---|---|---|---|
| 26.6″(676mm)-46.6″(1184mm) | 22.8″(579mm) | 17.5″(445mm) | 24-205-214 | **$1524.09** |

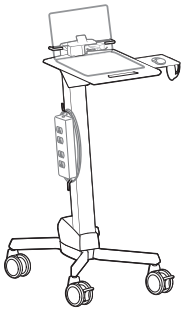

24-205-214
(power strip shown not included)

**Features**

- Includes: Integrated worksurface/keyboard tray with left/right mouse tray, scanner holder bracket, mouse holder, cable storage area, four dual casters (two locking), laptop security system, bracket for power strip and cable wrap.
- Compatible with most 12″(305mm)-17″(432mm) laptops. Maximum outside width of laptop is 18″(457mm).
- Maximum weight capacity is 15 pounds.
- Front handle on worksurface allows for easy mobility.
- 20″(508mm) height range adjustment allows for use from a seated or standing position.
- Worksurface dimensions 16.5″(419mm) W x 20.5″(521mm) D.
- Laptop cart standard in gray with 2 piece gray plastic worksurface.

**To Order, Specify:**

1) Product number.

# Ergotron Teachwell® Mobile Digital Workspace

| Height | Depth | Width | Number | Price |
|---|---|---|---|---|
| 32″(813mm)-52″(1321mm) | 24″(610mm) | 31″(787mm) | 24-220-055 | **$1292.86** |

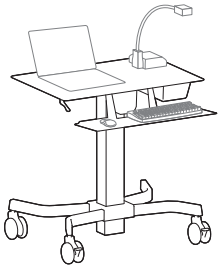

24-220-055

**Features**

- Includes: Cart, integrated phenolic worksurface, seamless keyboard/mousing tray, cable management box, cable winding brackets, four dual casters (two locking).
- Maximum weight capacity 38.5 pounds.
- Worksurface height adjustment range: 32″(813mm)-52″(1321mm). Note: worksurface and keyboard tray adjust in tandem.
- Worksurface dimensions: 31″(787mm) W x 21″(533mm) D.
- Keyboard Tray: 26″(660mm) W x 9.4″(239mm) D stows under worksurface. Includes 5° back-tilt.
- Cable management box interior: 13.4″(340mm) W x 5″(127mm) D x 3.4″(86mm) H. Provides storage for one standard six-outlet power strip, two power bricks and the associated cables.
- Available in supplier graphite grey only.
- Includes mechanical mounting holes to mount many major document camera models. Ordered separately.
- Ships assembled.

**To Order, Specify:**

1) Product number.

# Ergotron LearnFit

## LearnFit Desk

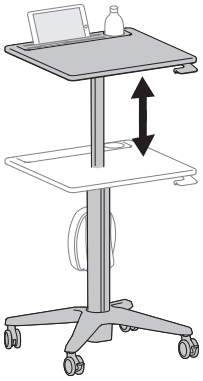

24-547-003
24-481-003

| Description | Height | Depth | Width | Number | Price |
|---|---|---|---|---|---|
| Sit-Stand | 29″(737mm)-44″(1118mm) | 22″(559mm) | 24″(610mm) | 24-547-003 | **$781.89** |
| Standing | 33″(838mm)-49″(1245mm) | 22″(559mm) | 24″(610mm) | 24-481-003 | **781.84** |

### Features

- Includes: One adjustable height desk with two locking and 2 non-locking casters and backpack hook.
- PrecisionHeight ™ Technology allows for one-touch height adjustment.
- Worksurface includes built in cup holder, tablet stand pocket and pencil tray.
- Maximum weight capacity for desk surface is 15 pounds.
- Sit-Stand desk height range is 29″(737mm)-45″(1143mm). Adjustable Standing desk height range is 33″(838mm)-49″(1245mm).
- Standard with polished aluminum column and base with feathered gray laminate surface. Edgeband and cup holder/pencil tray standard in dark gray.

### To Order, Specify:

1) Product number.

## Storage Bin

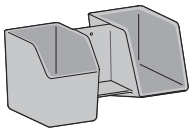

97-926-064

| | | | | | |
|---|---|---|---|---|---|
| Dark Gray | 8″(203mm) | 8″(203mm) | 14.5″(368mm) | 97-926-064 | **$78.41** |

### Features

- Includes: Molded plastic bins and mounting hardware.
- Sized to hold notebooks, folders and books.
- Smooth plastic surface.
- Maximum weight capacity is 8 pounds.
- Three separate compartments:
  - –Enclosed, top-loaded on left side.
  - –3-sided, front-loaded on right side.
  - –Smaller, 3-sided, front-loaded in center.

### Specification Tips

- Compatible with LearnFit Adjustable Standing Desk
- Attaches at any height along the desk column.

### To Order, Specify:

1) Product number.

# Ergotron Zip 12 Charging

| Height | Depth | Width | Number | Price |
|---|---|---|---|---|
| 35.6″(904mm) | 5.9″(150mm) | 40.9″(1039mm) | DM12-1006-1 | **$1907.04** |

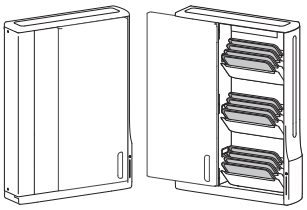

DM12-1006-1

### Features

- Includes: Cabinet, 6′ power cord, key and wall mounting hardware.
- Charges and secures up to 12 tablets or notebooks with screens up to 12″(305mm).
- Show & Stow ™ technology tilting tablet trays pull out to load/unload and automatically retract.
- Sliding front access door.
- 12 receptacle outlet strip designed to work with oversized adapters. AC adapter maximum dimensions 4.1(104mm) H x 2″(51mm) W x 4″(102mm) D.
- Individual device maximum weight 3 pounds. Total weight capacity 44.4 pounds.
- Contains one 12V DC continuous operation cooling fan.
- Uses AC adapters that come with each device. AC adapters not included.
- Black with polished aluminum sliding door and laptop tray fronts.

### To Order, Specify:

1) Product number.



Class ER – GSA: Open Market
Canadian Conversion Factor: Refer to haworth.com/Canada

# Grommets

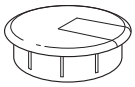

WUAC-WSG

Class CA – SIN 33721;
Discount Group I

| Outside Diameter | Height | Hole Size | Number | Price |
|---|---|---|---|---|
| 3″(76mm) | 1″(25mm) | 2.75″(70mm) | WUAC-WSG | **$26.34** |

**Features**
- Includes one grommet with removable cover.
- Must be field-installed.
- Available in black color only.

**Specification Tip**
- Works with top thickness 1″ or greater.

**To Order, Specify:**

1) Product number.
(No finish specification required.)

WQAG

Class PT – SIN 33721;
Discount Group IX

| Outside Diameter | Height | Hole Size | Number | Trim A | B |
|---|---|---|---|---|---|
| 3″(76mm) | 1.125″(29mm) | 2.75″(70mm) | WQAG-0303-PS | **$47.46** | **$57.21** |
| 3″(76mm) | 2.0″(51mm) | 2.75″(70mm) | WQAG-0303-PM | **47.46** | **57.21** |

**Features**
- Includes one painted grommet with removable cover.
- Must be field-installed.

**Specification Tip**
- Works with top thickness:
  –WQAG-0303-PS - 1.19″ or greater
  –WQAG-0303-PM - 2.0″ or greater

**To Order, Specify:**

1) Product number.
2) Trim color.

JAG-1

Class TA – GSA: Open Market

JAG-2

Class TA – SIN 33721;
Discount Group X

| Outside Diameter | Height | Hole Size | Number | Price |
|---|---|---|---|---|
| 2.0″(51mm) | .75″(19mm) | 1.75″(44mm) | JAG-1 | **$21.04** |
| 3.5″(89mm) | .75″(19mm) | 3″(76mm) | JAG-2 | **$24.27** |

**Features**
- Includes one grommet with removable cover.
- Must be field-installed.
- Available in black color only.

**Specification Tip**
- Works with top thickness 0.75″ or greater.

**To Order, Specify:**

1) Product number.
(No finish specification required.)

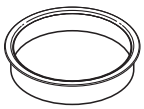

TA01-0220

Class TA – SIN 33721;
Discount Group X

| Outside Diameter | Height | Hole Size | Number | Trim A | B |
|---|---|---|---|---|---|
| 3″(76mm) | .72″(18mm) | 2.75″(70mm) | TA01-0220 | **$32.90** | **$37.97** |

**Features**
- Includes one painted grommet.
- Must be field-installed.

**Specification Tip**
- Works with 0.75″ top or greater.

**To Order, Specify:**

1) Product number.
2) Trim color.

# Grommets

## Flip Top Unit — Hatch

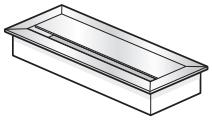

EUG1

| Finishes | Bezel Width | Bezel Depth | Flip Top Unit Cutout Code | Configuration | Number | Price |
|---|---|---|---|---|---|---|
| **Anodized** | | | | | | |
| | 5.24″(133mm) | 4.375″(111mm) | A, B | 2 | EUG1-0000-G2NNNW | **$201.48** |
| | 8.31″(211mm) | | F, V | 4 | EUG1-0000-G4NNNW | **214.07** |
| | 11.25″(286mm) | | J, K | 6 | EUG1-0000-G6NNNW | **226.67** |
| **Black** | | | | | | |
| | 5.24″(133mm) | 4.375″(111mm) | A, B | 2 | EUG1-0000-G2NNNB | **$264.44** |
| | 8.31″(211mm) | | F, V | 4 | EUG1-0000-G4NNNB | **277.03** |
| | 11.25″(286mm) | | J, K | 6 | EUG1-0000-G6NNNB | **289.63** |

### Features

- Includes one flip top unit hatch.
- Hatch is flush mounted with spring release cover; 0.5″(13mm) gap between cover and bezel for cords.
- Available in anodized or black finish.
- Field installed.

### Specification Tips

- Specify for cord management as needed.
- Order hatch to match cutouts specified for each table.

### To Order, Specify:

1) Product number.
(No finish specification required.)



Class TA – SIN 33721; Discount Group X
Canadian Conversion Factor: Refer to haworth.com/Canada

PAGE UPDATE
Click Here for Details

# Information Display

Planes Easels

| | Height | Depth | Width | Number | ❶ | Trim A | Trim B |
|---|---|---|---|---|---|---|---|
| **Standard Easel** | 75″(1905mm) | 28″(711mm) | 45″(1143mm) | KAIE-0029-LJS | B | **$1650.02** | **$1697.17** |

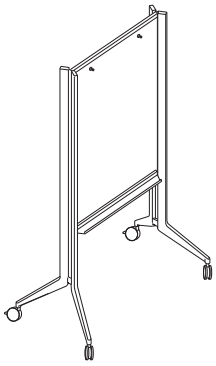

KAIE-0029

### Features

- Includes frame and attached, two-sided laminate writing surface/center board with attached marker tray.
- Markers and erasers separately specified.
- **One information board can be hung from each side of easel; specify separately.**
- Center board has pins to allow hanging of standard size easel paper pad.
- Writable surface/center board is 0.54″(13.7mm) thick with 1mm bright white edgeband and has a 31″(787mm) wide x 43″(1092mm) high writing surface.
- Aluminum frame available in metallic trim colors only.
- Easel marker tray is 30″(762mm) wide x 1.375″(35mm) high x 3″(76mm) deep. Accessible from one side only.
- Optional casters or glides are field interchangeable:
  –Casters (two locking/two non-locking) are available with: Light platinum or fog hub with graphite tread, or black hub with black tread.
- Optional glides (four) are available in light platinum, fog or black with 0.5″(13mm) height adjustment.
  –Glide stem is painted to match base; glide base disc color must be specified.
- Easel can be used as a projection screen and/or space divider.
- Easel height with information board(s) attached is 78″(1981mm).
- Ships unassembled.

### Specification Tips

- Only Planes information boards can be hung off the Planes easel.
- The following Planes products are separately specified:
  –Information Boards
- **The following products are recommended to maintain the markerboard appearance:**
  –Dry erase marker kit (includes holder, six markers and eraser), order part# 7062-8001.
  –Markerboard cleaner and conditioner, order part# 7031-7001.
  –Markerboard spray cleaner, order part# 7031-7002.

### To Order, Specify:

1) Product number, including:

❶ **Base Option:**

- **C** Caster
- **G** Glide, add **$80.43** list

2) Frame trim color.

3) Caster/Glide base disc trim color:
Black – TR-F
Fog – TR-7
Light Platinum – TR-LPL

# Information Display

Planes Easels

| | Height | Depth | Width | Number | ❶ | Trim A | B |
|---|---|---|---|---|---|---|---|
| **Large Easel** | 75″(1905mm) | 28″(711mm) | 88″(2235mm) | KAIE-0072-LJS | B | **$2346.30** | **$2393.45** |

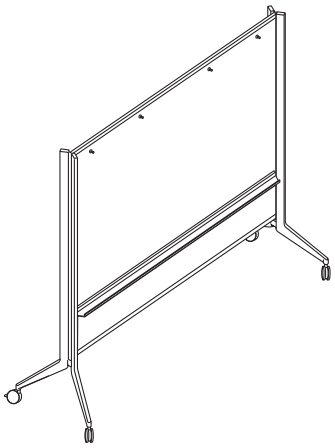

KAIE-0072

### Features

- Includes frame, and attached, two-sided laminate writing surface/center board with attached marker tray.
- Markers and erasers separately specified.
- **Two information boards can be hung from each side of easel; specify separately.**
- Center board has pins to allow hanging of standard size easel paper pads.
- Writable surface/center board is 0.64″(16mm) thick with 1mm bright white edgeband and has a 74″(1880mm) wide x 43″(1092mm) high writing surface.
- Aluminum frame available in metallic trim colors only.
- Easel marker tray is 73″(1854mm) wide x 1.375″(35mm) high x 3″(76mm) deep. Accessible from one side only.
- Optional casters or glides are field interchangeable:
  - –Casters (two locking/two non-locking) are available with: Light platinum or fog hub with graphite tread, or black hub with black tread.
- Optional glides (four) are available in light platinum, fog or black with 0.5″(13mm) height adjustment.
  - –Glide stem is painted to match base; glide base disc color must be specified.
- Easel can be used as a projection screen and/or space divider.
- Easel height with information board(s) attached is 78″(1981mm).
- Ships unassembled.

### Specification Tips

- Only Planes information boards can be hung off the Planes easel.
- The following Planes products are separately specified:
  - –Information Boards
- **The following products are recommended to maintain the markerboard appearance:**
  - –Dry erase marker kit (includes holder, six markers and eraser), order part# 7062-8001.
  - –Markerboard cleaner and conditioner, order part# 7031-7001.
  - –Markerboard spray cleaner, order part# 7031-7002.

### To Order, Specify:

1) Product number, including:

❶ **Base Option:**

- **C** Caster
- **G** Glide, add **$80.43** list

2) Frame trim color.

3) Caster/Glide base disc trim color:
Black – TR-F
Fog – TR-7
Light Platinum – TR-LPL



Class TA – SIN 33721; Discount Group X
Canadian Conversion Factor: Refer to haworth.com/Canada

# Information Display

Planes Boards and Accessories

## Information Boards

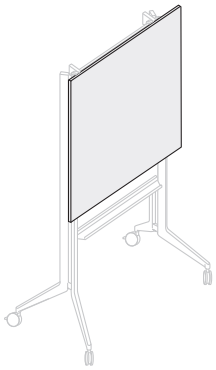

KAIB-0040

| Height | Width | Number | Price |
|---|---|---|---|
| 42″(1067mm) | 40″(1016mm) | KAIB-0040-LJSNA | **$537.39** |

### Features

- Includes one information board and attachment cleats.
- Markers and erasers separately specified.
- Laminate writable surface/information boards are 0.64″(16mm) thick with one usable side and 1mm bright white edgeband.
- Safety interlock prevents dislodgement from easels and horizontal wall rail.
- Lightweight construction – each board is approximately 19 pounds.
- Information board cleats and bumpers are light platinum.
- Ships assembled.

### Specification Tips

- **Planes information boards add 3″(76mm) to overall easel height.**
- Information board back cleats (2) fit over top rail of easel and lower bumpers (2) allow vertical alignment.
- The following Planes products are separately specified:
  - –Standard Easel
  - –Large Easel
  - –Horizontal Wall Rail for Information Boards
- **The following products are recommended to maintain the markerboard appearance:**
  - –Dry erase marker kit (includes holder, six markers and eraser), order part# 7062-8001.
  - –Markerboard cleaner and conditioner, order part# 7031-7001.
  - –Markerboard spray cleaner, order part# 7031-7002.

### To Order, Specify:

1) Product number.
   (No finish specification required.)

## Horizontal Wall Rail for Information Boards

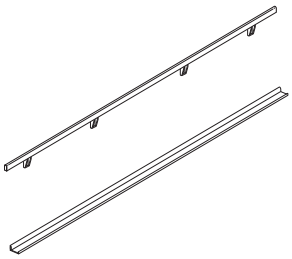

KAIW-0096

| Width | Number | Trim A | Trim B |
|---|---|---|---|
| 96″(2438mm) | KAIW-0096 | **$1231.76** | **$1278.91** |

### Features

- Includes upper and lower rails, four wall cleats, two end caps and hardware.
- Lower rail also functions as a 2.25″(57mm) x 96″(2438mm) marker tray.
- 96″(2438mm) horizontal wall rail accommodates two information boards side-by-side.
- Rails can be cut down to accommodate desired width.
- Rail end caps and cleats are light platinum.
- Wall rails are mounted horizontally.
- Ships unassembled.

### Specification Tips

- **Planes horizontal wall rail requires proper structural wall backing for support. Mounting hardware is field supplied.**
- The following Planes products are separately specified:
  - –Information Boards

### To Order, Specify:

1) Product number.
2) Trim color for rail.

## Wall Cleat for Information Boards

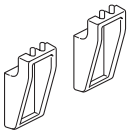

KAIH-0000

| Height | Depth | Width | Number | Price |
|---|---|---|---|---|
| 3.5″(89mm) | 1.5″(38mm) | 1.75″(44mm) | KAIH-0000 | **$88.12** |

### Features

- Includes two cleats in light platinum.
- For use with the Planes information board horizontal wall rail in field modified application.

### Specification Tip

- **Planes horizontal wall rail requires proper structural wall backing for support. Mounting hardware is field supplied.**

### To Order, Specify:

1) Product number.
   (No finish specification required.)

# Information Display

Planes Boards and Accessories

| | Number | Price |
|---|---|---|
| **Horizontal Wall Rail End Caps** | KAIC-0000 | **$15.61** |

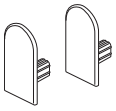

KAIC-0000

**Features**

- Includes two end caps in light platinum.
- For use with the Planes information board horizontal wall rail in field modified application.

**Specification Tip**

- **Planes horizontal wall rail requires proper structural wall backing for support. Mounting hardware is field supplied.**

**To Order, Specify:**

1) Product number.
(No finish specification required.)

**Y-Leg Bumper**

| Description | Number | Price |
|---|---|---|
| For use on 30″(762mm) deep top | TA01-0214 | **$8.87** |

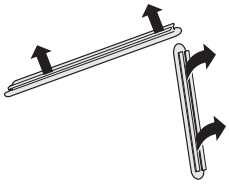

TA01-0214

**Feature**

- Includes 4 bumpers in light platinum, for easel Y-leg.

**Specification Tip**

- Protects Y-leg tables when nested.

**To Order, Specify:**

1) Product number
(No color specification required.)

# Information Display – Planes Markerboard

## Markerboard Insert

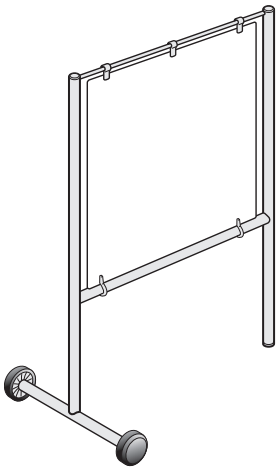

NBFS-M

| Height | Width | Number | Trim A | Trim B |
|---|---|---|---|---|
| 53″(1346mm) | 36″(914mm) | NBFS-5336-M | **$1412.27** | **$1440.61** |
| | 48″(1219mm) | NBFS-5348-M | **1704.05** | **1738.05** |
| 64″(1626mm) | 36″(914mm) | NBFS-6436-M | **$1590.58** | **$1621.75** |
| | 48″(1219mm) | NBFS-6448-M | **1947.20** | **1984.03** |

### Features

- Includes frame, markerboard insert, and attachment hardware.
- Markers and erasers not included.
- Attachment hardware is clear.
- 4″(102mm) wheels are non-locking. Standard in black finish color only.
- Screens are non-load bearing.
- Two-sided acrylic markerboard.
- Screens are shipped unassembled.

### Specification Tips

- 53″(1346mm) high freestanding screens have 20″(508mm) wheel span centered on 1.25″(32mm) thick frame.
- 64″(1626mm) high freestanding screens have 24″(610mm) wheel span centered on 1.25″(32mm) thick frame.
- Clearance height is 17.375″(441mm).
- **The following products are recommended to maintain the markerboard appearance:**
  - –Dry erase marker kit (includes holder, six markers and eraser), order part# 7062-8001.
  - –Markerboard cleaner and conditioner, order part# 7031-7001.
  - –Markerboard spray cleaner, order part# 7031-7002.

### To Order, Specify:

1) Product number.
2) Trim color for frame.

# Information Display – Planes Markerboard Accessories

## Markerboard Accessories

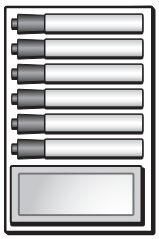

7062-8001

7031-7002

7031-7001

| Description | Number | Price |
|---|---|---|
| Dry Erase Marker Kit (holder, six markers and eraser) | 7062-8001 | **$144.26** |
| Cleaner and Conditioner | 7031-7001 | **172.23** |
| Spray Cleaner | 7031-7002 | **52.58** |

### Feature

- Recommended dry erase marker products to maintain, clean & condition markerboards.

### To Order, Specify:

1) Product number
(No finish specification required.)



Canadian Conversion Factor: Refer to haworth.com/Canada

# Lighting — Haworth

## Adaptable LED Task Light - Stand-Alone

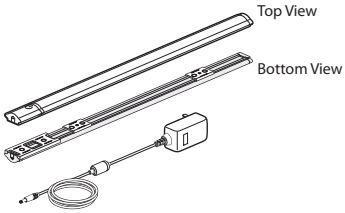


LUTN

| Fixture Length | Total Length with Switch | Watts | Number | Price |
|---|---|---|---|---|
| 17"(432mm) | 18.6"(472mm) | 5.6 | LUTN-0017-19ULDN | **$176.13** |
| 31"(787mm) | 32.6"(828mm) | 10.3 | LUTN-0031-19ULDN | **199.93** |
| 44"(1118mm) | 45.6"(1158mm) | 14.3 | LUTN-0044-19ULDN | **222.03** |

### Features

- Includes 17"(mm), 31"(787mm) or 44"(1118mm) LED fixture, one on/off/dimmer pack,18 watt power supply with black nine foot power cord, two adhesive cord managers and screw/magnetic attachment hardware.
- Standard in anodized (silver) color with black caps.
- Height: 0.5"(12.7mm); Width: 1.18"(30mm).
- Automatic turn off after 12 hours (+/- 15 mins).

### Specification Tips

- For use with 120 volt, 60 hertz electrical system.
- Color Temp: 3500K.
- Color Rendition Index: 85 CRI.
- Rated Lifespan: 52,000 hour.
- **Not intended for daisy chaining.**
- Single touch on/off with continuous dimming from 15-100% with last state memory.
- Intended for use under shelf or cabinet.

### To Order, Specify:

1) Product number.
(No finish specification required.)

## Adaptable LED Task Light - Starter Kit

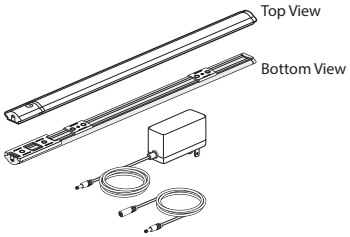


LUTT

| | | | | |
|---|---|---|---|---|
| 17"(432mm) | 18.6"(472mm) | 5.6 | LUTT-0017-11ULDN | **$199.82** |
| 31"(787mm) | 32.6"(828mm) | 10.3 | LUTT-0031-11ULDN | **223.62** |
| 44"(1118mm) | 45.6"(1158mm) | 14.3 | LUTT-0044-11ULDN | **245.72** |

### Features

- Includes LED fixture, one on/off/dimmer pack, 40 watt power supply with eleven foot power cord, two adhesive cord mangers, and screw/magnetic attachment hardware.
- Standard in anodized (silver) color with black caps.
- Height: 0.5"(12.7mm); Width: 1.18"(30mm).
- Automatic turn off after 12 hours (+/- 15 mins).

### Specification Tips

- For use with 120 volt, 60 hertz electrical system.
- Color Temp: 3500K.
- Color Rendition Index: 85 CRI.
- Rated Lifespan: 52,000 hour.
- Refer to the Specification Guide or under the Adaptable LED Task Light - Add-on Kit for a chart showing the total number of light fixtures that can be daisy chained together.
- Single touch on/off with continuous dimming from 15-100% with last state memory.
- The on/off dimmer switch on the Starter Kit fixture will control all connected Add-On lights.
- Intended for use under shelf or cabinet.

### To Order, Specify:

1) Product number.
(No finish specification required.)

# Lighting — Haworth

## Adaptable LED Task Light - Add-On Kit

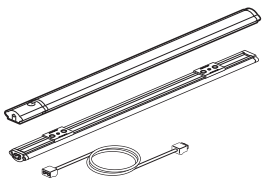


LUTA

| | Fixture Length | Watts | Number | Price |
|---|---|---|---|---|
| | 17″(432mm) | 5.6 | LUTA-0017-1NULDN | **$148.32** |
| | 31″(787mm) | 10.3 | LUTA-0031-1NULDN | **172.12** |
| | 44″(1118mm) | 14.3 | LUTA-0044-1NULDN | **194.22** |

### Features

- Includes LED fixture, 18″(457mm) daisy chain cord, two adhesive cord mangers, and screw/magnetic attachment hardware.
- Standard in anodized (silver) color with black caps.
- Height: 0.5″(12.7mm); Width: 1.18″(30mm).

### Specification Tips

- For use with 120 volt, 60 hertz electrical system.
- Color Temp: 3500K.
- Color Rendition Index: 85 CRI.
- Rated Lifespan: 52,000 hour.
- Refer to the chart below for the total number of light fixtures that can be daisy chained together.
- The on/off dimmer switch on the Starter Kit fixture will control all connected Add-On lights.
- Intended for use under shelf or cabinet.

### To Order, Specify:

1) Product number.
(No finish specification required.)

| Acceptable Daisy Chain Light Combinations | | | |
|---|---|---|---|
| Daisy Chair Combinations | # of 17″ Lights | # of 31″ Lights | # of 44″ Lights |
| Combination 1 | 1 | 1 | 1 |
| Combination 2 | 1 | 1 | 0 |
| Combination 3 | 1 | 2 | 0 |
| Combination 4 | 1 | 0 | 1 |
| Combination 5 | 1 | 0 | 0 |
| Combination 6 | 2 | 1 | 0 |
| Combination 7 | 2 | 0 | 1 |
| Combination 8 | 2 | 0 | 0 |
| Combination 9 | 3 | 1 | 0 |
| Combination 10 | 3 | 0 | 0 |
| Combination 11 | 4 | 0 | 0 |
| Combination 12 | 0 | 1 | 1 |
| Combination 14 | 0 | 2 | 0 |
| Combination 15 | 0 | 3 | 0 |
| Combination 17 | 0 | 0 | 2 |



Class YA – GSA: Open Market
Canadian Conversion Factor: Refer to haworth.com/Canada

# Lighting — Haworth

## Reed Premier™ Stand-Alone LED Task Light

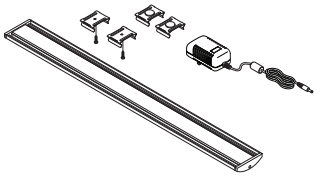

LUTS-0017-19ULD5

| Fixture Length | Watts | Number | Price |
|---|---|---|---|
| 16.4″(417mm) | 7.8 | LUTS-0017-19ULD5 | **$264.22** |

### Features

- Includes 17″(432mm) LED fixture, 15 watt power supply with nine foot removable power cord.
- Standard in anodized (silver) color with white end caps.
- Height: 0.5″(12.7mm); Width: 2.0″(51mm); Length: 16.4″(417mm).

### Specification Tips

- For use with 120 volt, 60 hertz electrical system.
- Color Temp: 3500K.
- Color Rendition Index: 84 CRI.
- Rated Lifespan: 5 0,000 hour.
- Not intended for daisy chaining.
- Single touch on/off with continuous dimming from 15-100%.
- Automatic shutoff after 10 hours.
- Includes screw and magnetic attachment hardware for steel, laminate and wood.
- Intended for use in horizontal applications.

### To Order, Specify:

1) Product number.
(No finish specification required.)

## Reed Premier™ Starter LED Task Light

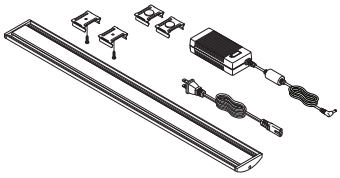

LUTS-0017-12ULD6

| | | | |
|---|---|---|---|
| 16.4″(417mm) | 7.8 | LUTS-0017-12ULD6 | **$363.32** |
| 30.1″(765mm) | 17.6 | LUTS-0031-12ULD6 | **528.80** |
| 43.7″(1110mm) | 25.9 | LUTS-0044-12ULD6 | **682.46** |
| 57.4″(1458mm) | 33.6 | LUTS-0058-12ULD6 | **847.94** |

### Features

- Includes LED fixture, 60 watt power supply with twelve foot removable power cord.
- Standard in anodized (silver) color with white end caps.
- Height: 0.5″(12.7mm); Width: 2.0″(51mm); Lengths: 16.4″(417mm), 30.1″(765mm), 43.7″(1110mm) or 57.4″(1458mm).

### Specification Tips

- For use with 120 volt, 60 hertz electrical system.
- Color Temp: 3500K.
- Color Rendition Index: 84 CRI.
- Rated Lifespan: 5 0,000 hour.
- Refer to the Specification Guide for a chart showing the total number of light fixtures that can be daisy chained together.
- Single touch on/off with continuous dimming from 15-100%.
- Automatic shutoff after 10 hours.
- Includes screw and magnetic attachment hardware for steel, laminate and wood.
- Intended for use in horizontal applications.

### To Order, Specify:

1) Product number.
(No finish specification required.)

# Lighting — Haworth

## Reed Premier™ Add-On LED Task Light — For Use with Reed Premier Starter LED Task Lights

| Fixture Length | Watts | Number | Price |
|---|---|---|---|
| 16.4″(417mm) | 7.8 | LUTD-0017-1NULDN | **$264.22** |
| 30.1″(765mm) | 17.6 | LUTD-0031-1NULDN | **429.70** |
| 43.7″(1110mm) | 25.9 | LUTD-0044-1NULDN | **583.36** |
| 57.4″(1458mm) | 33.6 | LUTD-0058-1NULDN | **748.84** |

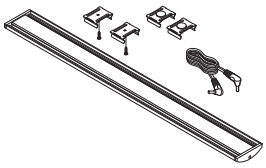

LUTD-0017-1NULDN

### Features

- Includes LED fixture, 8″(203mm) and 30″(762mm) daisy chain cord.
- Standard in anodized (silver) color with white end caps.
- Height: 0.5″(12.7mm); Width: 2.0″(51mm); Lengths: 16.4″(417mm), 30.1″(765mm), 43.7″(1110mm) or 57.4″(1458mm).

### Specification Tips

- For use with 120 volt, 60 hertz electrical system.
- Color Temp: 3500K.
- Color Rendition Index: 84 CRI.
- Rated Lifespan: 5 0,000 hour.
- Refer to the Specification Guide for a chart showing the total number of light fixtures that can be daisy chained together.
- Single touch on/off with continuous dimming from 15-100%.
- Automatic shutoff after 10 hours.
- Includes screw and magnetic attachment hardware for steel, laminate and wood.
- Intended for use in horizontal applications.

### To Order, Specify:

1) Product number.
   (No finish specification required.)

## Reed Premier™ Add-On Occupancy Sensor

LUTS-0000 **$297.29**

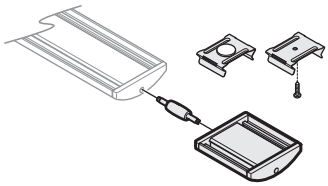

LUTS-0000

### Features

- Includes occupancy sensor and attachment connector.
- Standard in anodized (silver) color with white end caps.
- Height: 0.7″(17.8mm); Width: 2.0″(51mm); Length: 2.3″(58mm).

### Specification Tips

- For use with 120 volt, 60 hertz electrical system.
- Includes screw and magnetic attachment hardware for steel, laminate and wood.
- Intended for use in horizontal applications.

### To Order, Specify:

1) Product number.
   (No finish specification required.)

# Lighting — Haworth

| | Number | Price |
|---|---|---|
| **Voyage without Occupancy Sensor** | LUV1-0012-07 LC | **$573.01** |

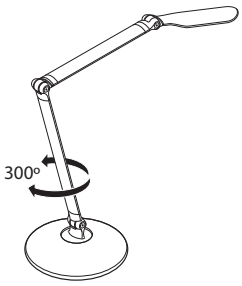


LUV1

### Features
- Includes base, adjustable arm fixture with LED light and 6′(182cm) removable cord.
- Available in supplier silver, white or black.
- Touch controls for On/Off switching and continuous 100-15% dimming.
- Arm rotates 300°.
- Base footprint: 6″(152mm) diameter.
- Clamp mount can be used on horizontal surfaces from 0.90″(23mm) to 1.87″(47mm) thick.
- Auto turn off after 10 hours of use.
- Power consumption: 7W.
- Color temperature 3500k.
- Luminosity: 250 Lumens.
- Color Rendition Index: 84 CRI.
- 50K hour lifespan.
- Cord length: 6′(182cm).

### Specification Tips
- Minor assembly required.
- **For use with 120 volt 60 hertz electrical system.**

### To Order, Specify:
1) Product number, including:

❶ **Attachment:**

**F** Freestanding

**G** Clamp

2) Trim color.
TR-11 Black
TR-12 Silver
TR-13 White

| | | |
|---|---|---|
| **Voyage with Occupancy Sensor** | LUV2-0012-07 LO | **$842.67** |

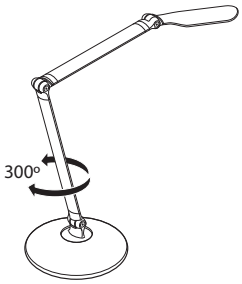


LUV2

### Features
- Includes base, adjustable arm fixture with LED light and 6′(182cm) removable cord.
- Available in supplier silver, white or black.
- Touch controls for On/Off switching and continuous 100-15% dimming.
- Arm rotates 300°.
- Base footprint: 6″(152mm) diameter.
- Clamp mount can be used on horizontal surfaces from 0.90″(23mm) to 1.87″(47mm) thick.
- Power consumption: 7W.
- Color temperature 3500k.
- Luminosity: 250 Lumens.
- Color Rendition Index: 84 CRI.
- 50K hour lifespan.
- Cord length: 6′(182cm).

### Specification Tips
- Minor assembly required.
- **For use with 120 volt 60 hertz electrical system.**

### To Order, Specify:
1) Product number, including:

❶ **Attachment:**

**F** Freestanding

**G** Clamp

2) Trim color.
TR-11 Black
TR-12 Silver
TR-13 White

# Lighting — Haworth Collection

Brazo

## Freestanding Lighting

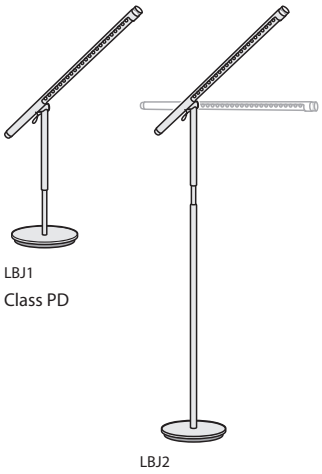

LBJ1
Class PD

LBJ2

| Base Diameter | Model | Number ❶ | Price |
|---|---|---|---|
| 8.5″(216mm) | Table Light | LBJ1-0026-19FLC | **$500.00** |
| | Floor Light | LBJ2-0026-19FLC | **560.00** |

### Features

- Includes base, adjustable height fixture, 26.5″(673mm) arm with LED light and clear lens, nine foot removable silvertone cord.
- Available in Brushed Aluminum, Gloss White or Anodized Black finish colors.
- Features a LED light source with full dim control knob located on end of arm and 90° disbursement adjustment.
- 1.5 to 9 watts.
- Arm rotates 360°.
- Table light adjustable height fixture range is 14″-22″(356mm-559mm) from desktop.
- Floor light adjustable height fixture range is 48″-56″(1219-1422mm) from floor.
- Base includes scratch-resistant bottom cover with side cord location.
- Table light overall height range with arm extended at 180° is 41″(1041mm).
- Floor light overall height range with arm extended at 180° is 74.75″(1899mm).

### Specification Tips

- Minor assembly required.
- **For use with 120 volt 60 hertz electrical system.**

### To Order, Specify:

1) Product number, including:

❶ **Finish Color**

- **N** Brushed Aluminum
- **W** Gloss White
- **B** Anodized Black

## Mounted Lighting

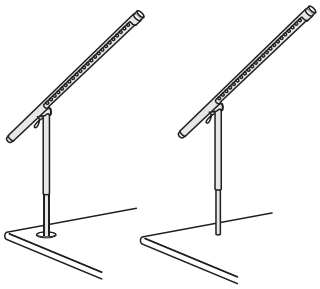

LBJ3 LBJ4
Class PD

| Grommet/Hole Diameter | Model | Number ❶❷ | Price |
|---|---|---|---|
| 3″(76mm) | Grommet Mounted Light | LBJ3-0026-19GLC | **$465.00** |
| 1″(25mm) | Worksurface Mounted Light | LBJ4-0026-19GLC | **465.00** |

### Features

- Grommet Mount includes adjustable height fixture, 26.5″(673mm) arm with LED light and clear lens, nine foot removable silvertone cord and attachment hardware. **Grommet ordered separately.**
- Worksurface Mount includes adjustable height fixture, 26.5″(673mm) arm with LED light and clear lens, nine foot removable silvertone cord and attachment hardware with trim ring.
- Available in Brushed Aluminum, Gloss White or Anodized Black finish colors.
- Features a LED light source with full dim control knob located on end of arm and 90° disbursement adjustment.
- 1.5 to 9 watts.
- Arm rotates 360°.
- Both mounted light adjustable height fixture range is 13″-21″(330mm-533mm) from desktop.
- Overall height range with arm extended at 180° is 40″(1016mm).

### Specification Tips

- **Grommet Mount Brazo requires a separately specified grommet.**
- Field drilling of surface required.
- Minor assembly required.
- **For use with 120 volt 60 hertz electrical system.**

### To Order, Specify:

1) Product number, including:

❶ **Finish Color**

- **N** Brushed Aluminum
- **W** Gloss White
- **B** Anodized Black

❷ **Worksurface Thickness**

- **S** 1.19″(30mm)
- **M** 2″(51mm)
- **Q** 3″(76mm)

## Grommet — For Use with Brazo Grommet Mounted Light Only

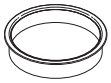

WQAG
Class PT

| Top Thickness | Number | Price |
|---|---|---|
| 1.19″(30mm) | WQAG-0303-PSN | **$30.00** |
| 2″(51mm) | WQAG-0303-PMN | **30.00** |
| 3″(76mm) | WQAG-0303-PQN | **30.00** |

### Feature

- Includes one 3″(76mm) diameter grommet without cover.

### Specification Tips

- Specify grommet to match product top thickness.
- Requires a 2.75″(70mm) diameter field drilled hole.
- For use with Brazo Grommet Mounted Light only.

### To Order, Specify:

1) Product number.
2) Trim color.
   - TR-TW Plaster
   - TR-LE Metallic Silver
   - TR-MC Metallic Champagne



GSA: Open Market
Canadian Conversion Factor: Refer to haworth.com/Canada

# Lighting — Haworth Collection

Circa

## Table Light

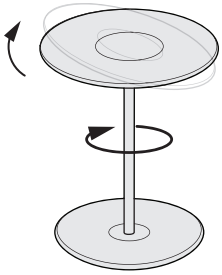

LRT1-1408

| Description | Number | Price |
|---|---|---|
| Table Light | LRT1-1408 | **$500.00** |
| Grommet Mounted Light | LRT1-1408-G | **450.00** |

### Features

- Includes base, aluminum stem, lamp shade with LED flat panel light, polycarbonate lens assembly and 8′ fabric wrapped cord.
- Grommet mounted base includes attachment hardware with grommet.
- Base: 10″(254mm) diameter plastic with a steel insert and built-in USB charging port.
- 12″(305mm) diameter flat panel lamp shade is plastic with a polycarbonate lens assembly.
- Lamp shade rotates 360° and tilts 45° in two directions.
- Stem 14″(356mm) high.
- Features a LED light source with full range dim control.
- 9 watts.

### Specification Tips

- **For use with 120 volt 60 hertz electrical system.**
- Minor assembly required.

### To Order, Specify:

1) Product number.
2) Trim color.
   TR-R01 Graphite
   TR-R02 White

## Floor Light

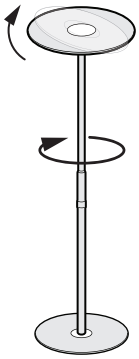

LRF0-5208

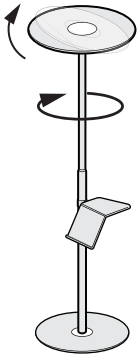

LRF1-5208

| | | |
|---|---|---|
| Without Pedestal | LRF0-5208 | **$795.00** |
| With Pedestal | LRF1-5208 | **865.00** |

### Features

- Includes base, aluminum stem, lamp shade with LED flat panel light, polycarbonate lens assembly and 8′ fabric wrapped cord.
- Base: 14″(356mm) diameter base is plastic with a steel insert.
- 16″(406mm) diameter flat panel lamp shade is plastic with a polycarbonate lens assembly.
- Lamp shade rotates 360° and tilts 45° in two directions.
- Stem 52″(1321mm) high with built-in USB port.
- Features a LED light source with full range dim control.
- 11 watts.
- Available with optional steel pedestal that can be used to dock tablets, phones and books.
- Optional pedestal is 22.5″(572mm) from floor and 5.5″(140mm) wide.

### Specification Tips

- **For use with 120 volt 60 hertz electrical system.**
- Minor assembly required.

### To Order, Specify:

1) Product number.
2) Trim color.
   TR-R01 Graphite
   TR-R02 White

# Lighting — Haworth Collection

Contour

## Table Light

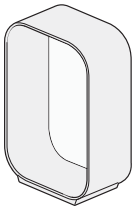

LCT1-1708

| Description | Height | Depth | Width | Number | Price |
|---|---|---|---|---|---|
| **Small Table Light** | | | | | |
| Fabric Interior | 17.5″(445mm) | 6″(152mm) | 12″(305mm) | LCT1-1708 | **$400.00** |
| Wood Interior | 17.5″(445mm) | 6″(152mm) | 12″(305mm) | LCT1-1708 | **425.00** |
| **Large Table Light** | | | | | |
| Fabric Interior | 25″(635mm) | 6″(152mm) | 13″(330mm) | LCT2-2508 | **$470.00** |
| Wood Interior | 25″(635mm) | 6″(152mm) | 13″(330mm) | LCT2-2508 | **495.00** |

### Features

- Includes one aluminum body construction light with polycarbonate lens assembly, USB charging port and 8′ fabric wrapped cord.
- Full range dim control for glare free, high output LED light.
- Base: Plastic with built-in USB charging port. Interior of light is lined with wood veneer or fabric.
- 8 watts.
- Available in the following colors:
  - –Fabric Interior
    - Graphite Exterior, Coal Interior (TR-C04)
    - White Exterior, Pearl Interior (TR-C07)
  - –Wood Interior
    - Graphite Exterior, Walnut Interior (TR-C05)
    - Graphite Exterior, White Oak Interior (TR-C06)
    - White Exterior, Walnut Interior (TR-C08)
    - White Exterior, White Oak Interior (TR-C09)

### To Order, Specify:

1) Product number.
2) Trim color.

### Specification Tip

- **For use with 120 volt 60 hertz electrical system.**

## Floor Light



LCF1-6009

| | | | | | |
|---|---|---|---|---|---|
| Fabric Interior | 60″(1524mm) | 8″(203mm) | 13″(330mm) | LCF1-6009 | **$720.00** |
| Wood Interior | 60″(1524mm) | 8″(203mm) | 13″(330mm) | LCF1-6009 | **750.00** |

### Features

- Includes one aluminum body construction light with polycarbonate lens assembly, USB charging port and 9′ fabric wrapped cord.
- Full range dim control for glare free, high output LED light.
- Base: Plastic with built-in USB charging port. Interior of light is lined with wood veneer or fabric.
- 21.5 watts.
- Available in the following colors:
  - – Fabric Interior
    - Graphite Exterior, Coal Interior (TR-C04)
      - – White Exterior, Pearl Interior (TR-C07)
  - –Wood Interior
    - Graphite Exterior, Walnut Interior (TR-C05)
    - Graphite Exterior, White Oak Interior (TR-C06)
    - White Exterior, Walnut Interior (TR-C08)
    - White Exterior, White Oak Interior (TR-C09)

### To Order, Specify:

1) Product number.
2) Trim color.

### Specification Tip

- **For use with 120 volt 60 hertz electrical system.**

# Lighting — Haworth Collection

Corner Office

| | Height | Depth | Width | Number | Price |
|---|---|---|---|---|---|
| **Table Light** | 18″(457mm) | 7.5″(191mm) | 7.5″(191mm) | HCPL-COT1-07 | **$530.00** |

HCPL-COT1-07

### Features
- Includes one white metal base and arm, light and 10′ cord.
- LED light with full range dim control.
- Optical touch switch.
- Two USB 2.0 ports (10W) and one USB-C 3.1 C port (35W) built into arm.
- Light: 8 watts.
- System power: 63 watts.

### Specification Tips
- **For use with 120 volt 60 hertz electrical systems.**
- Minor assembly required.

### To Order, Specify:
1) Product number.

| | Height | Depth | Width | Number | Price |
|---|---|---|---|---|---|
| **Table Light with Small Panel** | 18″(457mm) | 15.5″(390mm) | 15.5″(390mm) | HCPL-COT2-15 | **$750.00** |

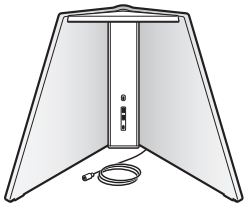

HCPL-COT2-15

### Features
- Includes one white metal base and arm, fabric panel, light, and 10′ cord.
- LED light with full range dim control.
- Optical touch switch.
- Two USB 2.0 ports (10W) and one USB-C 3.1 C port (35W) built into arm.
- Fabric panel provides visual and acoustic privacy.
- Light 8 watts.
- System power: 63 watts

### Specification Tips
- **For use with 120 volt 60 hertz electrical system.**
- Minor assembly required.

### To Order, Specify:
1) Product number.
2) Fabric color.
   - 6P-1 Anthracite
   - 6P-2 Chestnut
   - 6P-3 Stone Grey
   - 6P-4 Turquoise

| | Height | Depth | Width | Number | Price |
|---|---|---|---|---|---|
| **Table Light with Large Panel** | 18″(457mm) | 15.5″(390mm) | 30″(762mm) | HCPL-COT3-30 | **$850.00** |

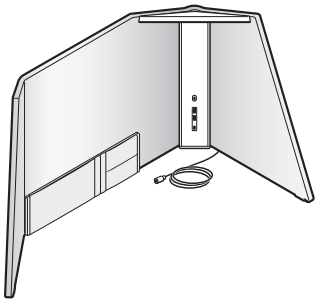

HCPL-COT3-30

### Features
- Includes one white metal base and arm, fabric panel, light, 10′ cord, and removable pocket accessory.
- LED light with full range dim control.
- Optical touch switch.
- Two USB 2.0 ports (10W) and one USB-C 3.1 C port (35W) built into arm.
- Reversible fabric panel provides visual and acoustic privacy.
- Light 8 watts.
- System power: 63 watts

### Specification Tips
- **For use with 120 volt 60 hertz electrical system.**
- Minor assembly required.

### To Order, Specify:
1) Product number.
2) Fabric color.
   - 6P-1 Anthracite
   - 6P-2 Chestnut
   - 6P-3 Stone Grey
   - 6P-4 Turquoise

# Lighting — Haworth Collection

Giraffa

| | Description | Height | Depth | Width | Number | Price |
|---|---|---|---|---|---|---|
| **Table Light** | Standard Trim | 13″(330mm) | 2.25″(57mm) | 7″(178mm) | HCPL-GFT1-13 | **$290.00** |
| | Premium Trim | | | | HCPL-GFT1-13 | **310.00** |



HCPL-GFT1-13

### Features

- Includes one high output LED light with aluminum body and polycarbonate lens assembly, and 6′ fabric cord.
- Integrated touch switch control.
- Full range dimming built into the base.
- Light source rotates 360°.
- 4.6 watts.

### Specification Tip

- **For use with 120 volt 60 hertz electrical system.**

### To Order, Specify:

1) Product number.
2) Trim color.
   TR-G01 Black
   TR-G03 White

# Lighting — Haworth Collection

LIM

## Freestanding Lighting

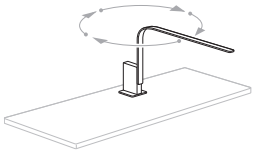

Table Light with Block
LLL1

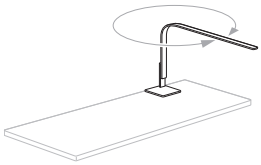

Table Light with Pivot
LLL2

Floor Light
LLL3

| Base/Mount | Number | Price |
|---|---|---|
| Table Light with Block | LLL1-0022-19FLC | **$375.00** |
| Table Light with Pivot | LLL2-0022-19FLC | **350.00** |
| Floor Light | LLL3-0022-19FLC | **425.00** |

### Features

- Includes base/mount, 22″(559mm) arm with LED light with a clear lens, nine foot removable silvertone cord, and one wire management clip.
- Features two-stage light control with 3.0 watt and 7.3 watt selection.
- All lights use magnets to attach to base or brackets.
- **Table Light with Block:**
  - **Available in Textured White, Textured Black and Brushed Aluminum.**
  - Arm rotates around magnetic connection between base and light arm.
  - Adjustable height fixture range is 12″-15.75″(305mm-400mm) from desktop.
  - Base includes scratch-resistant bottom with cord management.
  - Base size: 6.63″(168mm) height, 3″(76mm) width, 3.5″(89mm) depth.
- **Table Light with Pivot:**
  - **Available in Textured White and Textured Black.**
  - Pivot rotates 360° around the base.
  - Arm rotates around magnetic connection between base and light arm.
  - Pivot light does not have adjustable height.
  - Base includes scratch-resistant bottom.
  - Base size: 5″(127mm) height, 4.5″(114mm) width, 5.5″(140mm) depth.
- **Floor Light:**
  - **Available in Textured White and Textured Black.**
  - Arm rotates around magnetic connection between base and light arm.
  - Adjustable height fixture range is 13″-50.75″(330mm-1289mm) from floor.
  - Base includes scratch-resistant bottom.
  - Base size: 38″(965mm) height, 9″(229mm) width, 9″(229mm) depth.

### Specification Tips

- **For use with 120 volt 60 hertz electrical system.**
- Minor assembly required.

### To Order, Specify:

1) Product number.
2) Trim color:

   Pivot/Floor available in:
   TR-L2 Textured White
   TR-L3 Textured Black

   Block available in:
   TR-L2 Textured White
   TR-L3 Textured Black
   TR-L1 Brushed Aluminum

# Lighting — Haworth Collection

LIM

| | Base/Mount | Average Height | Number | Price |
|---|---|---|---|---|
| **Worksurface Mounted Lighting** | Worksurface Mounted Light | 18.5″(470mm) | LLC1-0022-19WLC | **$295.00** |

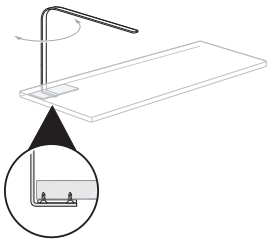

Worksurface Mount
LLC1

### Features

- Includes base/mount, 22″(559mm) arm with LED light with a clear lens, nine foot removable silvertone cord, and one wire management clip.
- Under Shelf attachment bracket painted to compliment the LED light.
- Features two-stage light control with 3.0 watt and 7.3 watt selection.
- All lights use magnets to attach to base or brackets.
- **Worksurface Mount:**
  - –**Available in Brushed Aluminum, Textured White, Textured Black.**
  - –Arm rotates at Under Worksurface attachment bracket.
  - –Light does not have adjustable height.
  - –Flat Bracket is scratch-resistant.
  - –Mount includes a 11″(279mm) flat bracket with adhesive.

### Specification Tips

- **For use with 120 volt 60 hertz electrical system.**
- Minor assembly required.

### To Order, Specify:

1) Product number.
2) Trim color:
   - TR-L2 Textured White
   - TR-L3 Textured Black
   - TR-L1 Brushed Aluminum

# Lighting — Haworth Collection

LIM

## Mounted Lighting

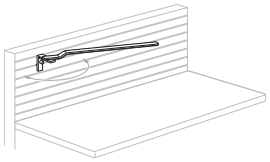

Slat
LLM1

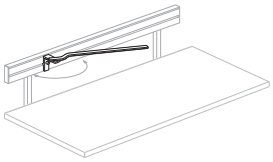

Belong Rail
LLM1

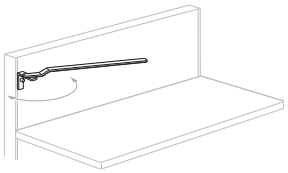

Panel
LLM2

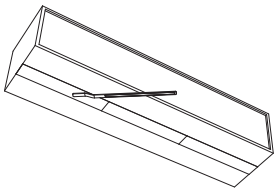

Under Shelf
LLU2

| Base/Mount | Panel System | Number | Price |
|---|---|---|---|
| Slat/Rail | | LLM1-0023-19MLC | **$285.00** |
| Panel | for PREMISE | LLM2-0023-19MLCN | **$285.00** |
| | for Compose | LLM2-0023-19MLCZ | **285.00** |
| | for UniGroup Too | LLM2-0023-19MLCE | **285.00** |
| Under Shelf Proud | | LLU2-0023-19ULC | **$285.00** |

### Features

- Includes base/mount, 23.25″(591mm) arm with LED light with a clear lens, nine foot removable silvertone cord, and one wire management clip.
- Features two-stage light control with 3.0 watt and 7.3 watt selection.
- *Overall height ranges dependent on the mount.*
- All lights use magnets to attach to base or brackets.
- **Slat:**
  - –**Available in Textured White and Textured Black.**
  - –Rotates 180 degrees horizontally around the mount.
  - –Slat Mount can be adjusted within the slat profiles – hooks into the second bottom slat and can be adjusted to the top slat off the slat tiles.
  - –Mount is scratch-resistant.
  - –Can be used on any Haworth slat tile.
  - –Slat Tile Bracket size: 3″(76mm) height, 1″(25mm) width, 3″(76mm) depth.
- **Panel:**
  - –**Available in Textured White and Textured Black.**
  - –Rotates 180 degrees horizontally around the mount.
  - –Panel Mount can be adjusted within the panel slot profiles.
  - –Mount is scratch-resistant.
  - –Can be used on any Haworth Panel System.
  - –Panel Mount Bracket size: 3″(76mm) height, 1″(25mm) width, 3″(76mm) depth.
- **Under Shelf Proud:**
  - –**Available in Brushed Aluminum, Textured White, Textured Black.**
  - –Arm rotates at Under Shelf attachment bracket.
  - –Slat Mount can be adjusted within the slat tile profiles.
  - –Flat Bracket is scratch-resistant.
  - –**Can be used on: Adaptable Upper Storage.**
- Under Shelf attachment bracket painted to complement the LED light.

### Specification Tips

- **For use with 120 volt 60 hertz electrical system.**
- Minor assembly required.

### To Order, Specify:

1) Product number.
2) Trim color:
   Slat/Panel mount available in:
   TR-L2 Textured White
   TR-L3 Textured Black
   Under Shelf mount available in:
   TR-L2 Textured White
   TR-L3 Textured Black
   TR-L1 Brushed Aluminum

# Lighting — Haworth Collection

LIM

| | Base/Mount | Panel System | Units | Number | Price |
|---|---|---|---|---|---|
| **LIM Hardware** | Slat Mount Bracket | | 1 | LLH1-0000 | **$ 40.00** |
| | Panel Mount Bracket | for PREMISE | 1 | LLH2-0000-N | **$ 40.00** |
| | | for Compose | 1 | LLH2-0000-Z | **40.00** |
| | | for UniGroup Too | 1 | LLH2-0000-E | **40.00** |
| | Under Shelf Flat/Under Shelf Proud/Worksurface Bracket* | | 5 | LLH3-0000 | **$100.00** |
| | Wire Management Clips | | 10 | LLH6-0000 | **$ 50.00** |

### Features

- Hardware for use with LIM lights to provide additional attachment.
- Each bracket description correlates with the appropriate LIM light. Please specify accordingly.
- For use if greater user adjustment is required.
- Wire management clips are standard in White.

***Same brackets are used for Under Shelf Proud and Worksurface Mount LIM light applications.**

### To Order, Specify:

1) Product number.
2) Trim color for brackets:
   TR-L2 Textured White
   TR-L3 Textured Black

# Lighting — Haworth Collection

LIM360

## Table Light

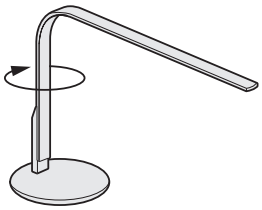

LL31-2210-NFLC

| | Number | Price |
|---|---|---|
| Grade A | LL31-2210-NFLC | **$350.00** |
| Grade B | LL31-2210-NFLC | **$360.00** |

### Features

- Includes base, aluminum arm with USB charging port, LED lights, clear lens, full range dim control and 10′ removable cord.
- Base is scratch resistant aluminum ring with wood or plastic magnetic base insert.
- Base is 6.5″(165mm) diameter.
- Arm is 13.5″(343mm) high x 21.5″(546mm) wide and 1″(25mm) deep.
- Features a LED light source with full range dim control and 360° swivel adjustment.
- 7 watts.

### Specification Tips

- **For use with 120 volt 60 hertz electrical system.**
- Minor assembly required.

### To Order, Specify:

1) Product number.
2) Trim color.

Grade A
TR-L8 White Arm, Silver Base
TR-L13 Black Arm, Black Base
Grade B
TR-L10 Aluminum Arm, Silver Base
TR-L11 Aluminum Arm, Walnut Base
TR-L14 Black Arm, Walnut Base
TR-L9 White Arm, Walnut Base

## Grommet Mounted Light

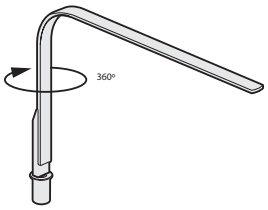


LL32-2210-NGLC

| | | |
|---|---|---|
| Grade A | LL32-2210-NGLC | **$330.00** |
| Grade B | LL32-2210-NGLC | **$340.00** |

### Features

- Includes base, aluminum arm with USB charging port, LED lights, clear lens, full range dim control and 10′ removable cord.
- Surface mount grommet is 2″(51mm) high and 1″(25mm) wide and finished in satin aluminum.
- Arm is 13″(330mm) high x 20″(508mm) wide and 1″(25mm) deep.
- Features a LED light source with full range dim control and 360° swivel adjustment.
- 7 watts.

### Specification Tips

- **For use with 120 volt 60 hertz electrical system.**
- Minor assembly required.

### To Order, Specify:

1) Product number.
2) Trim color.

Grade A
TR-L4 White
TR-L6 Black
Grade B
TR-L5 Aluminum

# Lighting — Haworth Collection

Pixo

| | Number | ❶ | Trim A | B |
|---|---|---|---|---|
| **Table Light** | LUPT-0016-05FL | | **$250.00** | **$260.00** |

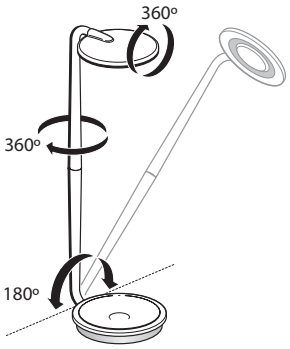


LUPT

Intertek

### Features

- Includes base/mount with USB charging port, 16.5"(419mm) arm with LED light and 6'(182cm) attached cord.
- Available with optional integrated occupancy sensor.
- Available in supplier silver, white or black.
- Hi-low dim control.
- 360° arm rotation.
- 180° arm tilt.
- 360° shade rotation.
- USB port for charging cell phones.
- Advanced LED array eliminates multiple shadows.
- Power consumption: 6W.
- Color temperature: 3000K.
- Luminosity: 285 Lumens.
- Color Rendition Index: 90 CRI.
- 50K hour lifespan.
- Cord length: 6'(182cm).

### Specification Tips

- Minor assembly required.
- **For use with 120 volt 60 hertz electrical system.**

### To Order, Specify:

1) Product number.

❶ **Occupancy Sensor:**

**C** No Occupancy Sensor

**O** Occupancy Sensor, add **$40.00** list

2) Trim color.

**Table Light**
TR-11 Black
TR-12 Silver
TR-13 White

**Table Light with Occupancy Sensor Standard Trim**
TR-11 Black
TR-12 Silver
TR-13 White



Class PD – GSA; Open Market
Canadian Conversion Factor: Refer to haworth.com/Canada

# Lighting — Haworth Collection

Superlight

## Table Light

| Height | Depth | Width | Number | Price |
|---|---|---|---|---|
| 25.75″(645mm) | 8″(203mm) | 23.5″(597mm) | HCPL-SLT1-17 | **$330.00** |

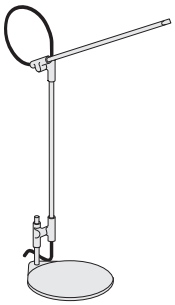

HCPL-SLT1-17

### Features

- Includes one aluminum body with polycarbonate lens, steel base 9′ cord and magnetic base pad.
- Ultra light, minimal frame.
- LED array with full range dim control.
- Lens rotates 90°.
- Joints have three axis rotation.
- Six hour energy saving auto-off timer.
- 8.6 watts.

### Specification Tips

- **For use with 120 volt 60 hertz electrical system.**
- Minor assembly required.

### To Order, Specify:

1) Product number.
2) Trim color.
   TR-S10 Black
   TR-S11 White
3) Base Pad
   TR-S15 Charcoal
   TR-S16 Chestnut
   TR-S18 Mustard
   TR-S17 Turquoise

## Floor Light

| | | | | |
|---|---|---|---|---|
| 57.5″(1460mm) | 8″(203mm) | 23.5″(597mm) | HCPL-SLF1-47 | **$390.00** |

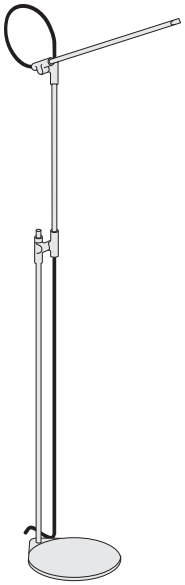

HCPL-SLF1-47

### Features

- Includes one aluminum body with polycarbonate lens, steel base 9′ cord and magnetic base pad.
- Slim ultra light, minimal frame.
- LED light with full range dim control.
- Lens rotates 90°.
- Joints have three axis rotation.
- Six hour energy saving auto-off timer.
- 8.6 watts.

### Specification Tips

- **For use with 120 volt 60 hertz electrical system.**
- Minor assembly required.

### To Order, Specify:

1) Product number.
2) Trim color.
   TR-S10 Black
   TR-S11 White
3) Base Pad
   TR-S15 Charcoal
   TR-S16 Chestnut
   TR-S18 Mustard
   TR-S17 Turquoise

## Base Pads

| Diameter | Number | Price |
|---|---|---|
| 8″(203mm) | HCPL-SLSV-4BP | **$50.00** |

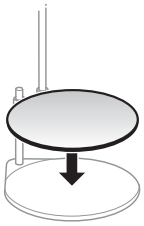

HCPL-SLSV-4BP

### Feature

- Includes set of four felt base pads, one each of four colors.

### To Order, Specify:

1) Product number.

# Lighting — Haworth Collection

Tube Top

## Table Light

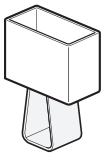

HCPL-TTT1-14

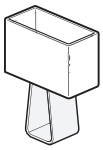

HCPL-TTT2-21

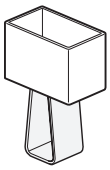

HCPL-TTT3-27

| Description | Height | Depth | Width | Number | Price |
|---|---|---|---|---|---|
| Small | 14″(356mm) | 4.5″(114mm) | 9.5″(241mm) | HCPL-TTT1-14 | **$160.00** |
| Medium | 21″(533mm) | 6.5″(165mm) | 15″(381mm) | HCPL-TTT2-21 | **295.00** |
| Large | 27″(686mm) | 9″(229mm) | 18″(457mm) | HCPL-TTT3-27 | **450.00** |

### Features

- Includes one polyester mesh shade, acrylic body and 6′ fabric cord.
- Fully dimmable LED light controlled by in-line rotary dimmer.
- 6 watts (small table light)
- 13 watts (medium and large table lights)

### Specification Tip

- **For use with 120 volt 60 hertz electrical system.**

### To Order, Specify:

1) Product number.
2) Trim color.
   TR-T40 Charcoal Shade, Charcoal Body
   TR-T41 Silver Shade, Clear Body
   TR-T42 White Shade, Charcoal Body
   TR-T43 White Shade, Clear Body

   Additional colors for Small Table Light only:
   TR-T44 White Shade, Green Body
   TR-T45 White Shade, Cobalt Body
   TR-T46 White Shade, Hot Pink Body
   TR-T47 White Shade, Ruby Red Body
   TR-T48 White Shade, Sky Blue Body
   TR-T49 White Shade, Yellow Body

## Floor Light

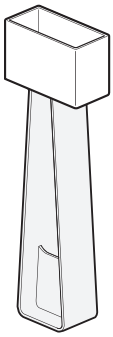

HCPL-TTF1-60

| | | | | | |
|---|---|---|---|---|---|
| | 60″(1524mm) | 9″(229mm) | 18″(457mm) | HCPL-TTF1-60 | **$880.00** |

### Features

- Includes one polyester mesh shade, acrylic body and 6′ fabric cord.
- Fully dimmable LED light controlled by in-line rotary dimmer.
- 13 watts.

### Specification Tip

- **For use with 120 volt 60 hertz electrical system.**

### To Order, Specify:

1) Product number.
2) Trim color.
   TR-T40 Charcoal Shade, Charcoal Body
   TR-T41 Silver Shade, Clear Body
   TR-T42 White Shade, Charcoal Body
   TR-T43 White Shade, Clear Body

# Lighting — Haworth Collection

UMA

| | Number | Price |
|---|---|---|
| **Audio Lantern** | HCPL-UMT2-11 | **$479.00** |

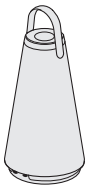

HCPL-UMT2-11

### Features

- Includes one battery powered light with polycarbonate lens, steel grille and silicone feet, two interchangeable leather handles (one grey and one tan) and storage bag.
- Portable and rechargeable.
  - –Battery Life - 8 hours
  - –Charging time - up to 3.5 hours
- Bluetooth connectivity provides 360° sound with touch sensitive volume control.
- Intuitive full range light control dial adjusts warm dim LED technology.
- Storage bag is cotton with a leather drawstring.
- Light is 6″(152mm) in diameter at the base and 11″(279mm) high (leather handle adds 2.25″(57mm) to height.)
- 4.2 watts (light), 12 watts (speakers).

### Specification Tip

- **For use with 120 volt 60 hertz electrical system.**

### To Order, Specify:

1) Product number.

# Mobile Screens

## Translucent Insert

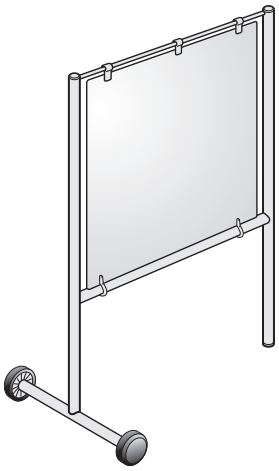

NBFS-X

| Height | Width | Number | White A | White B |
|---|---|---|---|---|
| 53″(1346mm) | 36″(914mm) | NBFS-5336-X | **$1562.67** | **$1591.01** |
| | 48″(1219mm) | NBFS-5348-X | **1814.49** | **1848.49** |
| 64″(1626mm) | 36″(914mm) | NBFS-6436-X | **$1716.56** | **$1747.73** |
| | 48″(1219mm) | NBFS-6448-X | **2024.34** | **2061.17** |

### Features

- Includes frame, translucent insert, and attachment hardware.
- Attachment hardware is clear.
- 4″(102mm) wheels are non-locking. Standard in black finish color only.
- Screens are non-load bearing.
- Screens have no acoustical or writable properties.
- Screens are shipped unassembled.

### Specification Tips

- 53″(1346mm) high freestanding screens have 20″(508mm) wheel span centered on 1.25″(32mm) thick frame.
- 64″(1626mm) high freestanding screens have 24″(610mm) wheel span centered on 1.25″(32mm) thick frame.
- Clearance height is 17.375″(441mm).

### To Order, Specify:

1) Product number.
2) Translucent color/pattern.
3) Trim color for frame.



Class FA — SIN 33721; Discount Group XI
Canadian Conversion Factor: Refer to haworth.com/Canada

# Monitor Arms — Haworth

## Adjustable Post Arm

| Description | Number | Price |
|---|---|---|
| Single Arm | KU5M-0000-1NNN | **$ 606.72** |
| Double Arm | KU5M-0000-2NNN | **1011.19** |

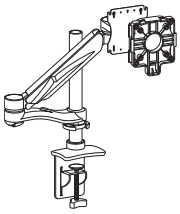

KU5M-1NNN

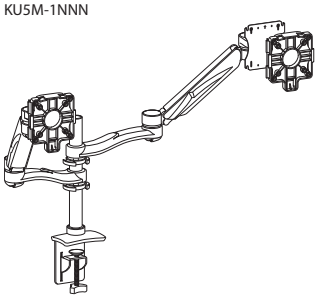

KU5M-2NNN

GSA: Open Market

### Features

- Includes one single or double Monitor Arm with quick connect bracket, desk clamp and grommet mount.
- Quick-install mechanism allows flat-screen monitors to quickly and securely snap into position.
- Allows for installation of one or two flat-screen monitors above worksurface.
- Provides easy adjustment of monitor height and position up and down post or by adjustable arm. Requires adjustment of monitor arm to weight of monitor with supplied allen wrench.
- Integrated cord management.
- Monitor Arms:
  - –Extension 24″(610mm)
  - –Height Adjustment range: 13″(330mm) counter balance adjustable arm and 9″(229mm) post adjustment.
  - –Joint rotation 360° at three joints
  - –Pivots from landscape to portrait positions
  - –180° of tilt
  - –180° of side to side movement
- Double arm will displays screens up to 35″(889mm).
- Displays screens 5-20 lbs per Monitor Arm.
- Double Monitor Arms attach to central post.
- Monitor Arms available in supplier silver, black, white, or polished.

### Specification Tips

- Certified VESA plate includes 75mm and 100mm hole patterns.
- For additional monitor arms options see Ergotron Monitor Arms.

### To Order, Specify:

1) Product number.
2) Trim color.
   TR-SR Silver
   TR-BA Black
   TR-0W White
   TR-PD Polished

## Extend Arm

| | | |
|---|---|---|
| Single Arm | KU6M-0000-1NNN | **$337.06** |
| Double Arm | KU6M-0000-2NNN | **606.70** |

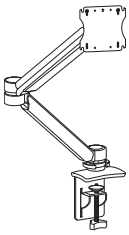

KU6M-1NNN

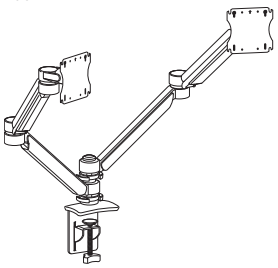

KU6M-2NNN

SIN 33721;
Discount Group XIII

### Features

- Includes one single or double Monitor Arm with desk clamp and grommet mount.
- Allows for installation of one or two flat-screen monitors above worksurface.
- Provides easy adjustment of monitor by adjustable arm. Requires adjustment of monitor arm to weight of monitor with supplied allen wrench.
- Integrated cord management.
- Monitor Arms:
  - –Extension 26″(660mm)
  - –Height Adjustment range: 13″(330mm)
  - –Joint rotation 360° at three joints
  - –Pivots from landscape to portrait positions
  - –180° degrees of tilt
  - –180° of side to side movement
- Double arm will displays screens up to 35″(889mm).
- Displays screens up to 2 lbs – 14 lbs per arm.
- Double Monitors Arms attach to central post.
- Monitor Arms available in supplier silver, black, or white.

### Specification Tips

- Certified VESA plate includes 75mm x 75mm and 100mm x 100mm hole patterns.
- For additional monitor arms options see Ergotron Monitor Arms.

### To Order, Specify:

1) Product number.
2) Trim color.
   TR-SR Silver
   TR-BA Black
   TR-0W White

# Monitor Arms — Haworth

## Adjustable Post Arm – for Use with Intuity Benching

| Description | Number | Price |
|---|---|---|
| Single Arm | KU5M-0000-1NNB | **$ 606.72** |
| Double Arm | KU5M-0000-2NNB | **1011.19** |

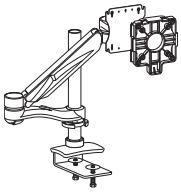

KU5M-1NNB

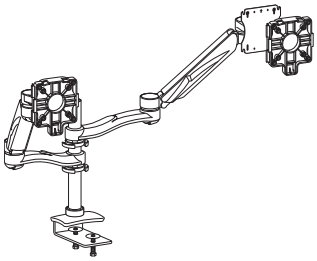

KU5M-2NNB

GSA: Open Market

### Features

- Includes one single or double Monitor Arm with desk clamp and grommet mount.
- Quick-install mechanism allows flat-screen monitors to quickly and securely snap into position.
- Allows for installation of one or two flat-screen monitors above worksurface.
- Provides easy adjustment of monitor height and position up and down post or by adjustable arm. Requires adjustment of monitor arm to weight of monitor with supplied allen wrench.
- Integrated cord management.
- Monitor Arms:
  - –Extension 24″(610mm)
  - –Height Adjustment range: 13″(330mm) counter balance adjustable arm and 9″(229mm) post adjustment for a maximum height adjustment of 15.5″(394mm)
  - –Joint rotation 360° at three joints
  - –Pivots from landscape to portrait positions
  - –180° of tilt
  - –180° of side to side movement
- Double arm will displays screens up to 35″(889mm).
- Displays screens 5-20 lbs per Monitor Arm.
- Double Monitor Arms attach to central post.
- Monitor Arms available in supplier silver, black, white, or polished.

### Specification Tips

- Intuity desk clamp can mount to 1.19″(30mm) thick worksurfaces.
- Certified VESA plate includes 75mm and 100mm hole patterns.

### To Order, Specify:

1) Product number.
2) Trim color.
   - TR-SR Silver
   - TR-0BA Black
   - TR-0WH White
   - TR-PD Polished

## Extend Arm – For Use with Intuity Benching

| | | |
|---|---|---|
| Single Arm | KU6M-0000-1NNB | **$337.06** |
| Double Arm | KU6M-0000-2NNB | **606.70** |

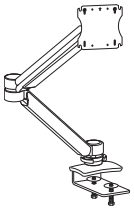

KU6M-1NNB

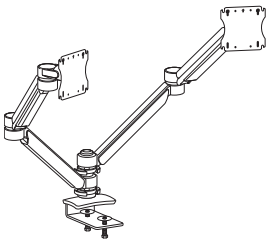

KU6M-2NNB

SIN 33721;
Discount Group XIII

### Features

- Includes one single or double Monitor Arm with desk clamp and grommet mount.
- Allows for installation of one or two flat-screen monitors above worksurface.
- Provides easy adjustment of monitor by adjustable arm. Requires adjustment of monitor arm to weight of monitor with supplied allen wrench.
- Integrated cord management.
- Monitor Arms:
  - –Extension 26″(660mm)
  - –Height Adjustment range: 13″(330mm)
  - –Joint rotation 360° at three joints
  - –Pivots from landscape to portrait positions
  - –180° of tilt
  - –180° of side to side movement
- Double arm will displays screens up to 35″(889mm).
- Displays screens up to 2 lbs. – 14 lbs.
- Double Monitors Arms attach to central post.
- Monitor Arms available in supplier silver, black, or white.

### Specification Tips

- Intuity desk clamp can mount to 1.19″(30mm) thick worksurfaces.
- Certified VESA plate includes 75mm and 100mm hole patterns.

### To Order, Specify:

1) Product number.
2) Trim color.
   - TR-SR Silver
   - TR-0BA Black
   - TR-0WH White

# Monitor Arms — Haworth

## Adjustable Post Arm – for Use with Reside Desking

| Description | Number | Price |
|---|---|---|
| Single Arm | KU5M-0000-1NNK | **$ 606.72** |
| Double Arm | KU5M-0000-2NNK | **1011.19** |

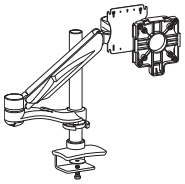

KU5M-1NNK

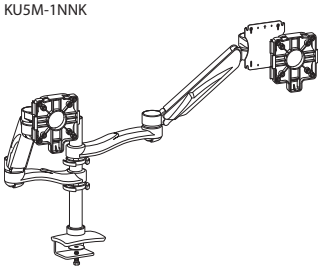

KU5M-2NNK

GSA: Open Market

### Features

- Includes one single or double Monitor Arm with desk clamp and grommet mount.
- Quick-install mechanism allows flat-screen monitors to quickly and securely snap into position.
- Allows for installation of one or two flat-screen monitors above worksurface.
- Provides easy adjustment of monitor height and position up and down post or by adjustable arm. Requires adjustment of monitor arm to weight of monitor with supplied allen wrench.
- Integrated cord management.
- Monitor Arms:
  - –Extension 24″(610mm)
  - –Height Adjustment range: 13″(330mm) counter balance adjustable arm and 9″(229mm) post adjustment for a maximum height adjustment of 15.5″(394mm)
  - –Joint rotation 360° at three joints
  - –Pivots from landscape to portrait positions
  - –180° of tilt
  - –180° of side to side movement
- Double arm will displays screens up to 35″(889mm).
- Displays screens 5-20 lbs per Monitor Arm.
- Double Monitor Arms attach to central post.
- Monitor Arms available in supplier silver, black, white, or polished.

### Specification Tips

- Reside desk clamp can mount to 1.19″(30mm) thick worksurfaces.
- Certified VESA plate includes 75mm and 100mm hole patterns.

### To Order, Specify:

1) Product number.
2) Trim color.
   - TR-SR Silver
   - TR-0BA Black
   - TR-0WH White
   - TR-PD Polished

## Extend Arm — For Use with Reside Desking

| | | |
|---|---|---|
| Single Arm | KU6M-0000-1NNK | **$337.06** |
| Double Arm | KU6M-0000-2NNK | **606.70** |

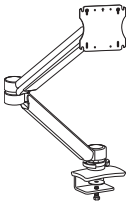

KU6M-1NNK

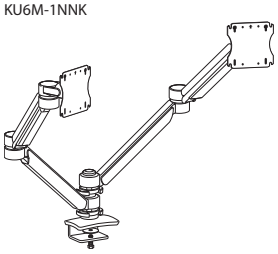

KU6M-2NNK

SIN 33721;
Discount Group XIII

### Features

- Includes one single or double Monitor Arm with desk clamp and grommet mount.
- Allows for installation of one or two flat-screen monitors above worksurface.
- Provides easy adjustment of monitor by adjustable arm. Requires adjustment of monitor arm to weight of monitor with supplied allen wrench.
- Integrated cord management.
- Monitor Arms:
  - –Extension 26″(660mm)
  - –Height Adjustment range: 13″(330mm)
  - –Joint rotation 360° at three joints
  - –Pivots from landscape to portrait positions
  - –180° of tilt
  - –180° of side to side movement
- Double arm will displays screens up to 35″(889mm).
- Displays screens up to 2 lbs. – 14 lbs.
- Double Monitors Arms attach to central post.
- Monitor Arms available in supplier silver, black, or white.

### Specification Tips

- Reside desk clamp can mount to 1.19″(30mm) thick worksurfaces.
- Certified VESA plate includes 75mm and 100mm hole patterns.

### To Order, Specify:

1) Product number.
2) Trim color.
   - TR-SR Silver
   - TR-0BA Black
   - TR-0WH White

# Monitor Arms — Haworth

| | Height | Width | Number | Price |
|---|---|---|---|---|
| **iPad Attachment** | 7.88″(200mm) | 8″(203mm) | KU6T-0000 | **$337.06** |



KU6T

### Features

- Includes one steel tablet holder with cutouts and mounting hardware.
- Works with tablets size 6.75″-7.5″(171-191mm) wide and at least 7″(178mm) high with a 0.5″(13mm) maximum thickness.
- Mounts directly onto the Extend Arm with standard VESA 100mm connection.
- Rotates from landscape orientation to portrait orientation.
- Cutouts allow for use of cables.

### Specification Tips

- Designed to be used with Extend Arm.
- iPad not included.

### To Order, Specify:

1) Product number.
2) Trim color.
   TR-SR Silver
   TR-0F Black
   TR-0W White



Class YA – GSA: Open Market
Canadian Conversion Factor: Refer to haworth.com/Canada

# Pip

Personal Laptop Table

| Height | Depth | Width | Number ❶ ❷ | Painted MDF | White Oak | Walnut |
|---|---|---|---|---|---|---|
| 26"(660mm) | 13"(330mm) | 21.25"(540mm) | STP- 26-T | **$591.56** | **$1075.06** | **$1208.74** |

STP-P26-TH

**Features**

- Includes table top, base and hardware.
- Top available in painted MDF or planked wood in White Oak or Walnut.
- Wood tops are designed to be unique using solid wood planks with a clear, low-gloss finish showing natural variation.
- Base: Painted aluminum support plate and column with painted steel base plate.
- Ships unassembled.

**To Order, Specify:**

1) Product number, including:

❶ **Surface Material:**

- **P** Painted MDF
- **W** Planked Wood

❷ **Glide Type:**

- **H** Hard Plastic
- **F** Felt

2) Top surface and color.

3) Base trim color.

# Recycling Solutions

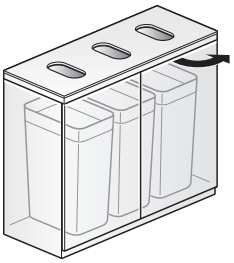

JRPY-3948

Class FM – SIN 33721,
Discount Group XII

| Height | Depth | Width | Number | Painted A | Painted B |
|---|---|---|---|---|---|
| 39.5″(1003mm) | 18.75″(476mm) | 48″(1219mm) | JRPY-3948-SJAN | **$4234.40** | **$4466.89** |

**Features**

- Includes:
  - –Painted steel cabinet and top with three 11″(279mm) x 6″(152mm) openings.
  - –Non-locking hinged doors
  - –Clear acrylic overlay for top
  - –3 removable Rubbermaid recycle bins
- Acrylic top has specific cleaning requirements. Please follow cleaning guidelines found in Haworth's Care and Maintenance Standards.

**To Order, Specify:**

1) Product number.
2) Trim color.

## Recycling/Trash Bin

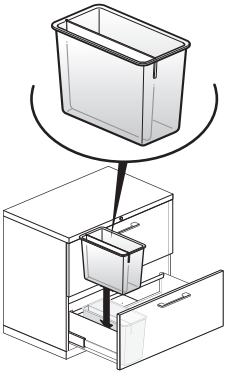

KURB

Class YA – SIN 33721,
Discount Group XIII

| Nominal Height | Nominal Depth | Nominal Width | Number | Price |
|---|---|---|---|---|
| 9″(229mm) | 12.5″(318mm) | 6.5″(165mm) | KURB-0912 | **$221.63** |

**Features**

- Includes one plastic bin with removable plastic divider.
- Can be used with Recycle Bin Carriage for Reside or suspended from hanging rails in X Series, V Series, A Series, Beside, Compose and Masters Series pedestals and lateral filing drawers.
- Recycling/Trash Bin can be easily removed from carriage or drawer body to dispose of waste contents.
- Not designed to be freestanding.
- Available in Snow only.
- The removable divider subdivides the space into nominal 4.25″(108mm) and 1.5″(38mm) sections.

**Specification Tip**

- Cannot accommodate hanging files.

**To Order, Specify:**

1) Product number.
   (No finish specification required.)

## Recycle Bin Carriage

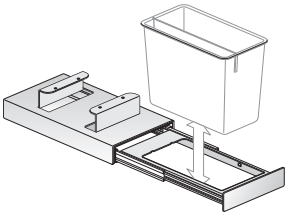

KURD

Class YA – GSA: Open Market

| Description | Depth | Width | Number | Trim A | Trim B |
|---|---|---|---|---|---|
| For use with Reside | 15.34″(390mm) | 8.35″(212mm) | KURD-0000 | **$249.98** | **$265.93** |

**Features**

- Includes one painted metal carriage with steel ball bearing slides and attachment bracket.
- Full extension carriage.
- To be used with separately specified Recycling/Trash Bin.
- Attaches to underside of Reside worksurface between support beams.
- Carriage plus Recycling/Trash Bin suspends 12.5″(318mm) underneath worksurface.
- To accommodate the support beams, there will be a 2″(51mm) gap from the underside of the worksurface to the top of the carriage.

**Specification Tips**

- For use with Reside Rectangular worksurfaces only; mechanism is not designed for use with any other worksurface platform.
- Carriage requires separately specified Recycling/Trash Bin; not intended to house any other inserts/bins.

**To Order, Specify:**

1) Product number.
2) Trim color.

# Storage Accessories

## Lateral File Drawer Insert

### Drawer Insert

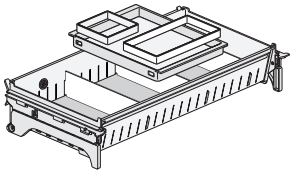

KJFI-00XX-D

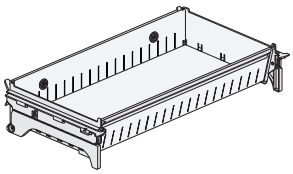

KFI-00XX-B

| Description | Height | Depth | Width | Number | Price |
|---|---|---|---|---|---|
| **Deluxe Drawer Insert** | | | | | |
| | 5″(127mm) | 14″(356mm) | 30″(762mm) | KJFI-0030-D | **$292.90** |
| | 5″(127mm) | 14″(356mm) | 36″(914mm) | KJFI-0036-D | **313.62** |
| | 5″(127mm) | 14″(356mm) | 42″(1067mm) | KJFI-0042-D | **334.34** |
| **Base Option Insert** | | | | | |
| | 5″(127mm) | 14″(356mm) | 30″(762mm) | KJFI-0030-B | **$225.19** |
| | 5″(127mm) | 14″(356mm) | 36″(914mm) | KJFI-0036-B | **245.91** |
| | 5″(127mm) | 14″(356mm) | 42″(1067mm) | KJFI-0042-B | **266.63** |

### Features

- Includes drawer insert that subdivides a 12″(305mm) high lateral file drawer into two 6″(152mm) deep compartments.
- **For use in X Series and V Series 12″(305mm) high lateral file drawers.**
- Drawer Insert is 5″(127mm) shallower than file drawer allowing the Drawer Insert to slide from front-to-back to access contents in the lower compartment.
- Deluxe Drawer Insert:
  - –Includes: Drawer Insert, Drawer Liner, three dividers and one PDA Tray with ring subdivision.
  - –Drawer Insert available in Accent Red (TR-1F) or Smoke (TR-E).
- Base Option Insert:
  - –Includes: Drawer insert only.
  - –Available in black only.
- Drawer Insert and PDA Tray have cut outs/grommets to allow for low voltage cable routing. Lateral files can be modified in the field to accommodate routing of cables to access building power.
- PDA Tray, rings and dividers are plastic in Snow trim color.

### Specification Tips

- Drawer Insert cannot be used in lateral files that have full backs on the drawer body. (ex. Beside, Compose Storage, Master Series)
- Drawer Insert cannot be used in lateral files with individually locking drawers.
- Top lateral file drawer, or only file drawer, of an X Series combination unit will not accommodate a Drawer Insert; the remaining positions are able to accommodate the Drawer Insert.
- Top lateral file drawer in an X Series Lateral File with sliding or hinge doors cannot accommodate a Drawer Insert; the remaining positions are able to accommodate the Drawer Insert.
- Drawer Insert cannot be used in a drawer with a receding door.
- PDA Tray is designed to slide side-to-side along the Drawer Insert front and back panels allowing access to drawer contents below the PDA Tray.

**Note:** Snow (TR-FM) plastic trim color is not recommended for use with painted trim colors Plaster (TR-TW) or Chalk (TR-AK). Refer to Very® Seating chainset for Snow.

### To Order, Specify:

1) Product number.
2) Trim color (Deluxe Drawer Insert only)
   TR-1F Accent Red
   TR-E Smoke

# Storage Accessories

Lateral File Drawer Insert

## PDA Tray

| Number | Price |
|---|---|
| KJTY-12 | **$39.10** |

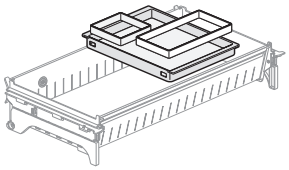

KJTY-12

GSA: SIN 33721;
Discount Group XIII

### Features

- Includes one rectangular PDA tray, one small ring, and one large ring.
- PDA Tray:
  - –Outside dimensions - 1.38″(35mm)H x 11.75″(298mm)W x 16.12″(409mm)L
  - –Inside dimensions - 1.25″(32mm)H x 11.5(292mm)″W x 12.87″(327mm)L
- Small ring:
  - –Outside dimensions - 1″(25mm)H x 5.55″(141mm)W x 5.55″(141mm)L
- Large ring:
  - –Outside dimensions - 1″(25mm)H x 5.98″(152mm)W x 11.43″(290mm)L
- PDA Tray has cutouts to allow for low voltage cable management.
- PDA Tray and rings are plastic.
- Standard in Snow trim.

### Specification Tips

- PDA Tray designed to be used with the Drawer Insert or as a stand alone accessory in X Series, V Series, Masters Series and Compose Storage file drawers.
- Designed to slide side-to-side along the Drawer Insert front and back panels, or hanging bars in file drawers, allowing access to drawer contents below the PDA Tray.
- Files cannot be hung in lateral file drawers when using the PDA Tray.

**Note:** Snow (TR-FM) plastic trim color is not recommended for use with painted trim colors Plaster (TR-TW) or Chalk (TR-AK). Refer to Very® Seating chainset for Snow.

### To Order, Specify:

1) Product number.
(No finish specification required.)

## Dividers

| Height | Depth | Number | Price |
|---|---|---|---|
| 3.4″(86mm) | 14.97″(390mm) | KDV-0000 | **$36.26** |

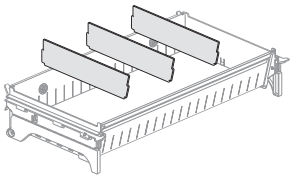

KDV

GSA: Open Market

### Features

- Includes set of three plastic dividers.
- Designed to be used with the Drawer Insert.
- Standard in Snow trim.

**Note:** Snow (TR-FM) plastic trim color is not recommended for use with painted trim colors Plaster (TR-TW) or Chalk (TR-AK). Refer to Very® Seating chainset for Snow.

### To Order, Specify:

1) Product number.
(No finish specification required.)

## Personal Tray

| Height | Depth | Width | Number | Price |
|---|---|---|---|---|
| 1.38″(35mm) | 5.88″(149mm) | 12.87″(327mm) | KJTY-10 | **$33.61** |

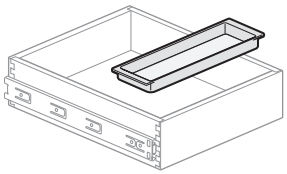

KJTY-10

GSA: Open Market

### Features

- Includes one rectangle plastic tray.
  - –Outside dimensions: 1.38″(35mm)H x 5.88″(149mm)W x 12.87″(327mm)L
  - –Inside dimensions: 1.25″(32mm)H x 5.63″(143mm)W x 11.5″(292mm)L
- Can be hung between the separately specified dividers of the Drawer Insert.
- Can be used as a freestanding accessory in X Series and V Series lateral files, X Series Pedestal, Beside 12″(305mm) drawers, Masters Series Pedestal and Compose Storage Pedestal.
- Standard in Snow trim.

**Note:** Snow (TR-FM) plastic trim color is not recommended for use with painted trim colors Plaster (TR-TW) or Chalk (TR-AK). Refer to Very® Seating chainset for Snow.

### To Order, Specify:

1) Product number.
(No finish specification required.)

## Pencil Tray

| Height | Depth | Width | Number | Price |
|---|---|---|---|---|
| 1.25″(32mm) | 5.5″(140mm) | 16.3″(414mm) | KJTY-9 | **$44.76** |

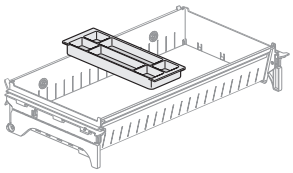

KJTY-9

GSA: SIN 33721;
Discount Group XIII

### Features

- Includes one plastic tray.
- Suspends from sides of the Drawer Insert; X Series, V Series hanging bars; Masters Series 6″(152mm) drawer.
- Standard in Snow trim.

### Specification Tip

- Files cannot be hung in X Series and V Series lateral file drawers when using the Pencil tray.

### To Order, Specify:

1) Product number.
(No finish specification required.)

# Wire Management

## Cord Manager — Mesh

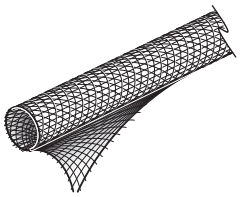

EUAW-0000-NHS

Class YA – SIN 33721,
Discount Group XIII

| Diameter | Length | Mesh Color | Number | Price |
|---|---|---|---|---|
| 1″(25mm) | 100′(30480mm) | Black | EUAW-0000-NHS | **$775.26** |
| | | Grey | EUAW-0000-NHSG | **775.26** |
| | | Orange | EUAW-0000-NHSO | **775.26** |
| | | White | EUAW-0000-NHSW | **775.26** |
| 2″(51mm) | 50′(15240mm) | Black | EUAW-0000-NHL | **$775.26** |
| | | Grey | EUAW-0000-NHLG | **775.26** |
| | | Orange | EUAW-0000-NHLO | **775.26** |
| | | White | EUAW-0000-NHLW | **775.26** |

### Features
- Includes flexible mesh cord manager.
- Available in black, grey, orange and white.
- Field cut to length.

### Specification Tip
- Wraps around and manages power cords and data cables.

### To Order, Specify:
1) Product number.
(No finish specification required.)

## Cable Chain

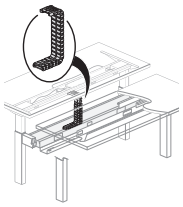

EAAW-0000-H

Class YA – SIN 33721,
Discount Group XIII

| Height | Width | Actual Length | Installed Length | Number | Price |
|---|---|---|---|---|---|
| 0.75″(19mm) | 2.25″(58mm) | 40″(1016mm) | 36″(914mm) | EAAW-0000-H | **$236.29** |

### Features
- Includes 36″(914mm) active length cable chain and mounting hardware.
- Color black only.
- Mounts to cable trough and underside of worksurface to contain power cords/data cables that are routed from the cable tray to the worksurface.

### Specification Tip
- Holds up to three power cords and two data cables.

### To Order, Specify:
1) Product number.
(No finish specification required.)

## Compose Connections Cable Chain

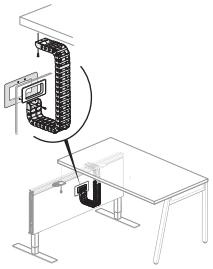

EUAW-4000-V

Class YA – SIN 33721,
Discount Group XIII

| | | | | | |
|---|---|---|---|---|---|
| 0.75″(19mm) | 2.25″(58mm) | 40″(1016mm) | 36″(914mm) | EUAW-4000-V | **$307.96** |

### Features
- Includes grommet, grommet backer plate, cable chain, bracket to mount to adjacent table and mounting hardware.
- Color black only.
- Mounts to tile and underside of adjacent worksurface to contain power cords and data cables that are routed from inside Compose Connections panel to an adjacent worksurface.

### Specification Tip
- Holds up to three power cords and two data cables.

### To Order, Specify:
1) Product number.
(No finish specification required.)

## Vertical Cable Chain

EUAW-3100-NV

Class YA – SIN 33721,
Discount Group XIII

| Description | Number | Trim A | Trim B |
|---|---|---|---|
| 31″(787mm) cable chain | EUAW-3100-NV | **$215.73** | **$222.49** |

### Features
- Includes cable chain and attachment hardware (2 screws).
- Bottom cable chain link is weighted.
- Available in translucent material only.
- Chain is clear translucent. Weight is painted as specified.

### Specification Tip
- Not designed to be used with 36″(914mm) and 42″(1067mm) high tables.

### To Order, Specify:
1) Product number.
2) Trim color.

# Wire Management

## J-Channel

| Length | Height | Width | Description | Number | Price |
|---|---|---|---|---|---|
| 72″(1829mm) | 4.25″(108mm) | 2.75″(70mm) | Straight table | 4TJC-72 | **$207.28** |

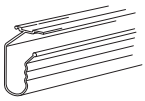

4TJC-72

Class TA – SIN 33721;
Discount Group X

### Features

- Includes J-Channel and mounting hardware.
- Field-installed.
- Provides wire management below table tops.
- Attaches to the underside of the table top with screws.
- J-channel to be field cut to length.
- Available in black finish color only.

### To Order, Specify:

1) Product number.
(No finish specification required.)

## Conduit Clamp

| | |
|---|---|
| EUAM-0000 | **$67.40** |

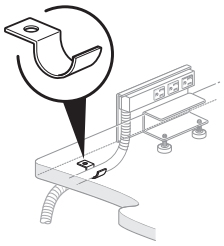

EUAM-0000

Class YA – SIN 33721
Discount Group XIII

### Features

- Includes 25 clamps and 25 screws.
- For managing Power Tap cord or conduit under horizontal surfaces.

### To Order, Specify:

1) Product number.
(No finish specification required.)

## Wire Management Loop

| Width | Installed Height | Number | Price |
|---|---|---|---|
| 2.75″(70mm) | 3.25″(83mm) | NEH-8 | **$47.52** |

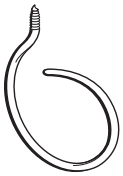

NEH-8

Class CA – SIN 33721;
Discount Group I

### Features

- Includes box of eight wire management loops.
- Manages and stores wires or cables through loops attached to horizontal surface.
- Threaded top allows installation anywhere under horizontal surfaces in recommended 18″(457mm) intervals.
- Wire management loop is 2″(51mm) in diameter with 3.1 sq. in.(2000mm$^2$) of cross section area.
- Standard in charcoal trim color only.

### To Order, Specify:

1) Product number.
(No finish specification required.)

## Wire Manager Clips

| Number | Price |
|---|---|
| TA01-0225 | **$24.83** |

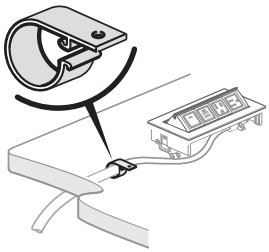

TA01-0225

Class TA – SIN 33721;
Discount Group X

### Features

- Includes ten wire manager clips and screws.
- Standard in black plastic.
- Field installed.

### Specification Tip

- Specify for cord management as needed.

### To Order, Specify:

1) Product number.
(No finish specification required.)

# Wire Management

## Wire Manager — Horizontal

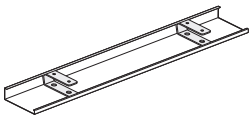

EUAW-NH

Class PT – SIN 33721:
Discount Group IX

| Length | Clips | Number | Price |
|---|---|---|---|
| 48″(1219mm) | 2 | EUAW-0048-NH | **$160.22** |
| 72″(1829mm) | 3 | EUAW-0072-NH | **240.33** |
| 96″(2438mm) | 3 | EUAW-0096-NH | **320.45** |
| 120″(3048mm) | 4 | EUAW-00C0-NH | **400.43** |

### Features

- Includes one wire manager and attachment clips.
- Standard in light platinum.
- Field installed.

### Specification Tip

- Manages and stores wire and cables under horizontal surfaces.

### To Order, Specify:

1) Product number.
(No finish specification required.)

## Horizontal Wire Management

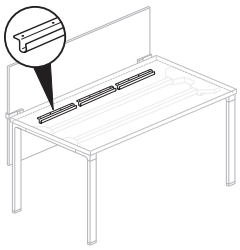

WUAW-PNH

Class CA – SIN 33721;
Discount Group I

| Length | Depth | Number | Price |
|---|---|---|---|
| 15″(381mm) | 2″(51mm) | WUAW-1500-PNH | **$187.09** |

### Features

- Includes ten plastic wire managers and attachment hardware.
- Manages and stores wires or cables under horizontal surface.
- Standard in charcoal trim color only.

### To Order, Specify:

1) Product number.
(No finish specification required.)

## Vertical Cable Guide

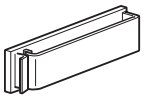

NECG-V

Class FA – SIN 33721
Discount Group XI

| Height | Depth | Width | Number | Price |
|---|---|---|---|---|
| 0.75″(19mm) | 0.5″(13mm) | 3″(76mm) | NECG-V | **$65.94** |

### Features

- Includes package of twelve cable guides.
- Manages communication cables.
- Self-adhesive back attaches to the top or bottom of horizontal surface.
- Standard in gray trim color only.

### To Order, Specify:

1) Product number.
(No finish specification required.)

## Wire Management Trough

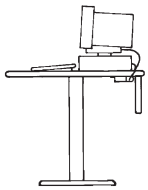

KWT

Class TA – SIN 33721;
Discount Group X

| Length | Application | Number | Price |
|---|---|---|---|
| 24″(610mm) | Stationary/Flip-Top Tables **Only** | KWT-24 | **$ 52.81** |
| 30″(762mm) | | KWT-30 | **64.37** |
| 36″(914mm) | | KWT-36 | **75.93** |
| 42″(1067mm) | | KWT-42 | **87.49** |
| 48″(1219mm) | | KWT-48 | **99.05** |
| 54″(1372mm) | | KWT-54 | **110.61** |
| 60″(1524mm) | | KWT-60 | **122.17** |
| 66″(1676mm) | | KWT-66 | **133.73** |
| 72″(1829mm) | | KWT-72 | **145.29** |

### Features

- Wire management trough for use with stationary and flip-top tables only, with or without modesty panels.
- Wire management trough attaches to underside of rectangle tables for storage of electronic equipment wiring and cabling.
- Field-attached.
- Wire management trough must be specified 6″(152mm) shorter than the table width.
- Standard in Charcoal finish only.

### To Order, Specify:

1) Product number.
(No finish specification required.)

# Wire Management

## Wire Management Basket

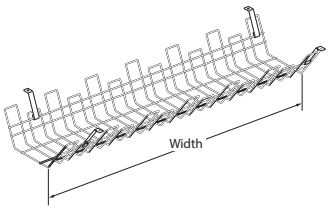


TAWB
Class TA – GSA: Open Market

| Width | Number | Price |
|---|---|---|
| 18″(457mm) | TAWB-0918 | **$133.84** |
| 24″(610mm) | TAWB-0924 | **140.59** |
| 36″(914mm) | TAWB-0936 | **154.04** |

### Features
- Includes one basket, four brackets and attachment hardware.
- Standard in black.
- Basket is 8.5″(203mm) deep x 3.5″(76mm) high. With mounting hardware overall height is 4.94″(102mm) and depth is 10.82″(254mm).
- Accessible from both sides.
- Basket detaches without tools.

### Specification Tips
- Verify mounting clearance with table understructure.
- Separately specify covers.

### To Order, Specify:
1) Product number.
(No finish specification required.)

## Basket Cover

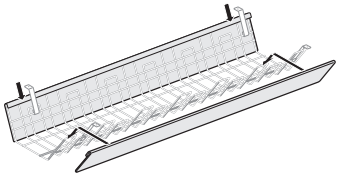

TABC (Two covers shown)
Class TA – GSA: Open Market

| Width | Number | Price |
|---|---|---|
| 18″(457mm) | TABC-0918 | **$39.48** |
| 24″(610mm) | TABC-0924 | **53.03** |
| 36″(914mm) | TABC-0936 | **$80.05** |

### Feature
- Includes one painted cover.

### Specification Tips
- Designed to be used with wire management basket. Up to two can be installed.
- Order to match wire management basket width.

### To Order, Specify:
1) Product number.
2) Trim color.

**Note: $12.40** upcharge list for Metallic and Accent trim colors.

## Vertical Wire Channel - Leg Attached

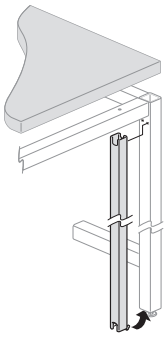

TYVW
Class CL – GSA: Open Market

| For Use With | Height | Width | Number | Trim A | B |
|---|---|---|---|---|---|
| 28″ Frame | 25.7″(635mm) | 1.17″(25mm) | TYVW-2601-P | **$81.82** | **$86.64** |
| 40″ Frame | 37.7″(940mm) | 1.17″(25mm) | TYVW-3801-P | **$86.07** | **$93.09** |

### Feature
- Includes wire manager and attachment screws.

### Specification Tips
- Order correct model for table height.
- Add additional Vertical Wire Channels if cord number exceeds three cords.
- Accommodates 2-3 cords/cables (depending on cable diameter) or one 0.5″ Flexible Conduit.

### To Order, Specify:
1) Product number.
2) Trim color.



Canadian Conversion Factor: Refer to haworth.com/Canada

# Wire Management

## Planes C-Leg Training Table Vertical Wire Manager

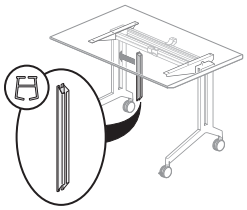

TA01-0228-F

Class TA – SIN 33721;
Discount Group X

| Length | Number | Price |
|---|---|---|
| 16″(406mm) | TA01-0228-F | **$45.92** |

### Features
- Includes one plastic wire manager.
- Standard in black.
- Field installed.

### Specification Tips
- For use on Planes C-Leg Training Tables for wire management.
- Snaps into top portion of C-leg base.

### To Order, Specify:
1) Product number.
(No finish specification required.)

## Compose Task Light Cord Manager

VZAW-0000-V

Class BC – SIN 33721;
Discount Group XI

| Description | Length | Number | Price |
|---|---|---|---|
| Wire Manager, Vertical | 17″(432mm) | VZAW-0000-V | **$195.50** |

### Features
- Includes package of 10.
- Vertical wire manager conceals task light cord.
- Attaches into Compose panel frame slots.
- Black finish only.

### To Order, Specify:
1) Product number.
(No finish specification required.)

## PREMISE Vertical Wire Manager

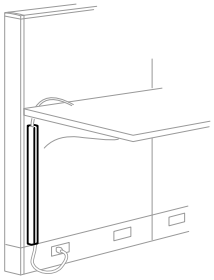

NEV-1

Class FA – SIN 33721;
Discount Group XI

| Height | Depth | Width | Number | Price |
|---|---|---|---|---|
| 60″(1524mm) | 0.625″(16mm) | 1″(25mm) | NEV-1 | **$61.35** |

### Features
- Includes one vertical wire manager and six attachment clips.
- Guides wires or cables vertically from base raceway to worksurface or from worksurface to overhead storage unit or shelf.
- Two wire managers will fit in a single set of panel slots.

### Specification Tips
- May be field cut to appropriate length. Requires two attachment clips per field cut section.
- Wire manager may be installed in same connector slots with shared or handed cantilever support.
- Attached into PREMISE panel frame slots.

### To Order, Specify:
1) Product number.
2) Trim color (standard trim only).

# Wire Management

## PREMISE Task Light Cord Manager



NEV-2

Class FA – SIN 33721;
Discount Group XI

| Height | Inside Diameter | Number | Price |
|---|---|---|---|
| 17.5″(444mm) | 0.43″(11mm) | NEV-2 | **$148.75** |

### Features
- Includes ten vertical wire managers.
- Vertically routes and conceals cords along panel surface above or below the worksurface.
- Wire manager, NEV-2, extends 0.5″(13mm) from panel surface.
- Standard in black trim only.

### Specification Tips
- Suggested application: use to conceal single task light cord between overhead storage and worksurface.
- May be field cut to appropriate size.
- For NEV-2, panel connectors slots will accommodate a wire manager and one adjacent panel mounted component.
- Attached into PREMISE panel frame slots.

### To Order, Specify:
1) Product number.
(No finish specification required.)

## UniGroup Too, UniGroup and PLACES Task Light Wire Manager

WC-17

Class AA – SIN 33721;
Discount Group I

| Height | Inside Diameter | Number | Price |
|---|---|---|---|
| 17.5″(444mm) | 0.43″(11mm) | WC-17 | **$130.64** |

### Features
- Includes ten vertical wire managers.
- Vertically routes and conceals cords along panel surface above or below the worksurface.
- Wire manager extends 0.5″(13mm) from panel surface.
- Standard in black finish only.

### Specification Tips
- Suggested application: use to conceal single task light cord between overhead storage and worksurface.
- May be field cut to appropriate size.
- Insert into panel side rail reveals.
- Panel side rails will not accommodate multiple components in the same location.
- For use with UniGroup Too, UniGroup and PLACES.

### To Order, Specify:
1) Product number.
(No finish specification required.)

## UniGroup Too, UniGroup and PLACES Wire Manager

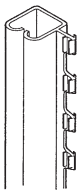

WC-6

Class AA – SIN 33721;
Discount Group I

| Height | Depth | Width | Number | Price |
|---|---|---|---|---|
| 72″(1829mm) | 0.75″(19mm) | 0.75″(19mm) | WC-6 | **$34.22** |

### Features
- Includes field-cuttable channel.
- Guides wires or cables vertically.
- Inserts into the panel side rail reveals.
- Not available for use in the city of Los Angeles.

### Specification Tip
- For use with UniGroup Too, UniGroup and PLACES.

### To Order, Specify:
1) Product number.
2) Trim color.



Canadian Conversion Factor: Refer to haworth.com/Canada

# Wire Management

## Cable Base

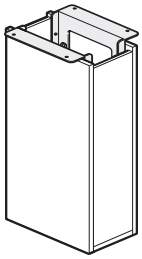

TA01-0814

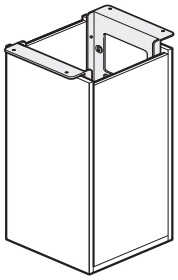

TA01-1414

| | Height | Depth | Width | Number | Laminate A | Laminate B | Wood Group A | Wood Group B |
|---|---|---|---|---|---|---|---|---|
| **Laminate** | | | | | | | | |
| | 28″(711mm) | 8″(203mm) | 14″(356mm) | TA01-0814-L | **$678.53** | **$732.96** | | |
| | | 14″(356mm) | 14″(356mm) | TA01-1414-L | **722.77** | **780.98** | | |
| **Wood** | | | | | | | | |
| | 28″(711mm) | 8″(203mm) | 14″(356mm) | TA01-0814-W | | | **$1146.93** | **$1181.12** |
| | | 14″(356mm) | 14″(356mm) | TA01-1414-W | | | **1224.91** | **1276.74** |

### Features

- Includes 28″(711mm) high cable base and mounting hardware.
- Laminate with 1mm edgeband or wood veneer with 1mm wood edgeband.
- Provides internal cable management with removable panels for access.
- Standard in green core.
- Bracket is standard in charcoal.
- Includes 1″(25mm) adjustable glides.
- Ships assembled.

### Specification Tips

- Refer to Specification Guide for use guidelines.
- **Cable base not recommended for use with 30″(762mm) deep tables, half round tables, polygon tables or Y-leg tables or 36″(914mm) deep tables with (M) or (Q) flip top unit cutout options.**
- Specify 8″(203mm) x 14″(356mm) cable base for 36″(914mm) deep tables.
- Specify 14″(356mm) x 14″(356mm) cable base for 42″(1067mm) deep and deeper tables.
- One and two-piece table tops – one cable base.
- Three-piece table tops – two cable bases.
- Cable base cord access:
  - –1.5″(38mm) at top
  - –adjustable side panels allow 1″(25mm) gap at bottom edges
  - –8″(203mm) depth base has a 3″(76mm) deep cutout in bottom; 14″(356mm) depth base has an 8″(203mm) deep cutout in bottom.

The following Planes products are separately specified:
- Horizontal wire management

### To Order, Specify:

1) Product number.
2) Laminate surface color or wood finish color.
3) Edge trim color for laminate.

## Cable Column

TA01-0217

| Height | Depth | Width | Number | Price |
|---|---|---|---|---|
| 28″(711mm) | 2″(51mm) | 4.5″(114mm) | TA01-0217 | **$246.31** |

### Features

- Cable Column offers a wire management option for conference tables when the Cable Base Option cannot be used.
- Includes one Cable Column with mounting hardware for attaching to underside of table.
- Hardware for attaching Cable Column to floor is field supplied.
- Ships unassembled.

### Specification Tips

- Cable Column attaches to underside of table, extends to the floor where it is also attached.
- Cable Column is not load bearing and does not replace table leg(s).
- Cable Column can be installed anywhere under a conference table unless it would interfere with table legs, Horizontal Wire Manager or Flip Top Power/Data Units.
- The Cable Column can be used with the Horizontal Wire Manager for cable management.

### To Order, Specify:

1) Product number.
2) Trim color.

# Work Tools — Mounting

## Wall Accessory Slat Pad – For Use with PREMISE

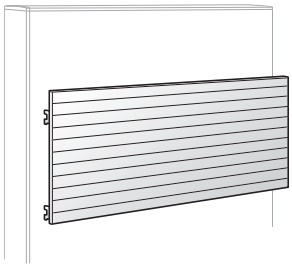

NAPY

Class FA – SIN 33721;
Discount Group XI

| Height | Width | Number | Trim A | Trim B |
|---|---|---|---|---|
| 16″(406mm) | 24″(610mm) | NAPY-1624 | **$331.09** | **$370.57** |
| | 30″(762mm) | NAPY-1630 | **372.09** | **411.57** |
| | 36″(914mm) | NAPY-1636 | **413.09** | **452.57** |
| | 42″(1067mm) | NAPY-1642 | **454.09** | **493.57** |
| | 48″(1219mm) | NAPY-1648 | **495.09** | **534.57** |
| | 60″(1524mm) | NAPY-1660 | **577.09** | **616.57** |

### Features
- Includes one pad and attachment brackets.
- Assembled stack pad thickness is 0.375″(10mm).

### Specification Tips
- To be installed in connector slots on same size panel or on a combination of panels that equal the pad width.
- Designed to work with Jump Stuff and Belong slat pad tools.
- For use with PREMISE wall track only.

### To Order, Specify:
1) Product number.
2) Trim color.

## Slat, Wall Mount

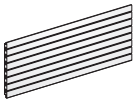

KUPY

Class CA – SIN 33721;
Discount Group I

| Nominal Height | Width | Number | Trim A | Trim B |
|---|---|---|---|---|
| 16″(406mm) | 18″(457mm) | KUPY-1618 | **$296.21** | **$301.71** |
| | 24″(610mm) | KUPY-1624 | **320.66** | **327.53** |
| | 30″(762mm) | KUPY-1630 | **345.11** | **353.35** |
| | 36″(914mm) | KUPY-1636 | **369.56** | **379.17** |
| | 42″(1067mm) | KUPY-1642 | **394.01** | **404.99** |
| | 48″(1219mm) | KUPY-1648 | **418.46** | **430.81** |
| | 54″(1372mm) | KUPY-1654 | **442.91** | **456.63** |
| | 60″(1524mm) | KUPY-1660 | **467.36** | **482.45** |

### Features
- Includes slat tile & attachment brackets for structural wall.
- Belong and Jump Stuff work tools may be used; separately specified.

### Specification Tips
- Designed to be used under wall mounted overhead storage units.
- Allows space for task light cord routing.
- **Not for use with wall track.**

### To Order, Specify:
1) Product number.
2) Trim color.

# Work Tools — Mounting

Belong

## Single Side

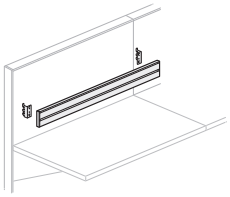

KUR1-0424-PZN

| Height | Depth | Width | Number | Trim A | B |
|---|---|---|---|---|---|
| **Compose** | | | | | |
| 4″(102mm) | 1″(25mm) | 24″(610mm) | KUR1-0424-PZN | **$176.17** | **$191.14** |
| | | 30″(762mm) | KUR1-0430-PZN | **188.89** | **205.22** |
| | | 36″(914mm) | KUR1-0436-PZN | **201.61** | **219.30** |
| | | 42″(1067mm) | KUR1-0442-PZN | **214.33** | **233.38** |
| | | 48″(1219mm) | KUR1-0448-PZN | **227.05** | **247.46** |
| | | 54″(1372mm) | KUR1-0454-PZN | **239.77** | **261.54** |
| | | 60″(1524mm) | KUR1-0460-PZN | **343.70** | **366.83** |
| **PREMISE** | | | | | |
| 4″(102mm) | 1″(25mm) | 24″(610mm) | KUR1-0424-PNN | **$176.17** | **$191.14** |
| | | 30″(762mm) | KUR1-0430-PNN | **188.89** | **205.22** |
| | | 36″(914mm) | KUR1-0436-PNN | **201.61** | **219.30** |
| | | 42″(1067mm) | KUR1-0442-PNN | **214.33** | **233.38** |
| | | 48″(1219mm) | KUR1-0448-PNN | **227.05** | **247.46** |
| | | 60″(1524mm) | KUR1-0460-PNN | **343.70** | **366.83** |
| **UniGroup** | | | | | |
| 4″(102mm) | 1″(25mm) | 24″(610mm) | KUR1-0424-PEN | **$176.17** | **$191.14** |
| | | 30″(762mm) | KUR1-0430-PEN | **188.89** | **205.22** |
| | | 36″(914mm) | KUR1-0436-PEN | **201.61** | **219.30** |
| | | 42″(1067mm) | KUR1-0442-PEN | **214.33** | **233.38** |
| | | 48″(1219mm) | KUR1-0448-PEN | **227.05** | **247.46** |
| | | 60″(1524mm) | KUR1-0460-PEN | **343.70** | **366.83** |

### Features

- Includes one rail with panel attachment brackets.
- Mounts to panel side trim rails/connectors/slotted frame/wall track to support rail tools.
- Tool Rail is 0.625″(16mm) thick; brackets provide 0.375″(10mm) gap for cord management.
- Belong and Jump Stuff work tools may be used; separately specified.

### Specification Tips

- **Supports maximum load of 40 pounds of Paper Management evenly distributed.**
- Panel mounted rail may span one or more panels equivalent to rail width.
- Recommended mounting position is approximately 9″(229mm) above worksurface.
- Rail is for use with specific product lines: Compose®, PREMISE® and UniGroup Too®.

### To Order, Specify:

1) Product number.
2) Trim Color for rail/brackets (product line specific; refer) to appropriate price list).

# Work Tools — Mounting

Belong

## Tool Rail — Horizontal Surface Mount C-Clamp or Thru-Mount

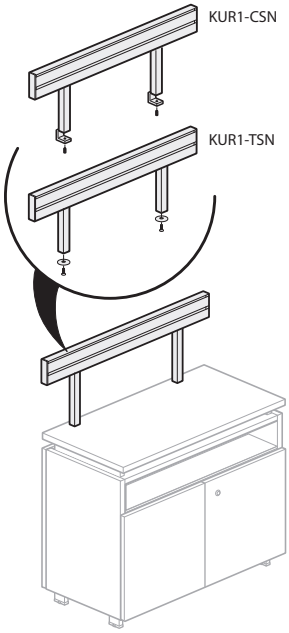


KUR1-1224-CSN

| Rail Height | Width | Description | Number | Trim A | Trim B |
|---|---|---|---|---|---|
| **1.19″(30mm) Thick Top** | | | | | |
| 4″(102mm) | 24″(610mm) | C-Clamp | KUR1-1224-CSN | **$333.51** | **$348.48** |
| | 30″(762mm) | | KUR1-1230-CSN | **351.21** | **367.54** |
| | 36″(914mm) | | KUR1-1236-CSN | **368.91** | **386.60** |
| | 42″(1067mm) | | KUR1-1242-CSN | **386.61** | **405.66** |
| | 48″(1219mm) | | KUR1-1248-CSN | **404.31** | **424.72** |
| | 54″(1372mm) | | KUR1-1254-CSN | **422.01** | **443.78** |
| | 60″(1524mm) | | KUR1-1260-CSN | **530.92** | **554.05** |
| **2″(51mm) Thick Top** | | | | | |
| 4″(102mm) | 24″(610mm) | C-Clamp | KUR1-1224-CMN | **$333.51** | **$348.48** |
| | 30″(762mm) | | KUR1-1230-CMN | **351.21** | **367.54** |
| | 36″(914mm) | | KUR1-1236-CMN | **368.91** | **386.60** |
| | 42″(1067mm) | | KUR1-1242-CMN | **386.61** | **405.66** |
| | 48″(1219mm) | | KUR1-1248-CMN | **404.31** | **424.72** |
| | 54″(1372mm) | | KUR1-1254-CMN | **422.01** | **443.78** |
| | 60″(1524mm) | | KUR1-1260-CMN | **530.92** | **554.05** |
| **1.19″(30mm) Thick Top** | | | | | |
| 4″(102mm) | 24″(610mm) | Thru-mount | KUR1-1224-TSN | **$333.51** | **$348.48** |
| | 30″(762mm) | | KUR1-1230-TSN | **351.21** | **367.54** |
| | 36″(914mm) | | KUR1-1236-TSN | **368.91** | **386.60** |
| | 42″(1067mm) | | KUR1-1242-TSN | **386.61** | **405.66** |
| | 48″(1219mm) | | KUR1-1248-TSN | **404.31** | **424.72** |
| | 54″(1372mm) | | KUR1-1254-TSN | **422.01** | **443.78** |
| | 60″(1524mm) | | KUR1-1260-TSN | **530.92** | **554.05** |
| **2″(51mm) Thick Top** | | | | | |
| 4″(102mm) | 24″(610mm) | Thru-mount | KUR1-1224-TMN | **$333.51** | **$348.48** |
| | 30″(762mm) | | KUR1-1230-TMN | **351.21** | **367.54** |
| | 36″(914mm) | | KUR1-1236-TMN | **368.91** | **386.60** |
| | 42″(1067mm) | | KUR1-1242-TMN | **386.61** | **405.66** |
| | 48″(1219mm) | | KUR1-1248-TMN | **404.31** | **424.72** |
| | 54″(1372mm) | | KUR1-1254-TMN | **422.01** | **443.78** |
| | 60″(1524mm) | | KUR1-1260-TMN | **530.92** | **554.05** |

### Features

- Includes one double sided rail with two posts, two rail end caps and attachment hardware.
- Mounts to horizontal surface to support rail tools.
- 1.19″(30mm) C-clamp Rail mounts on horizontal surfaces from 0.75″(19mm) to 1.75″(44mm) thick.
- Thru-mount Rail mounts on 1.19″(30mm) thick horizontal surfaces.
- Posts are 1.25″(32mm) thick.
- Belong and Jump Stuff work tools may be used; separately specified.
- Rail overall height above horizontal surface: 11.81″(300mm).
- Distance between rail bottom and top of horizontal surface: 7.44″(189mm).
- Ships unassembled.

### Specification Tips

- Designed for single sided Reside desking and single sided benching applications or Beside base units.
- **Not designed to be used in front of panel mounted accessories (tackboard, markerboard).**
- For ease of installation, it is required that tool rail posts are attached to Beside storage top prior to attaching storage top to base unit.
- Tool Rail supports a maximum load of 40 pounds evenly distributed on user side.
- If supporting two monitor arms (up to 13 pounds each); an additional C-clamp or thru-mount post is recommended.
- Rail may be installed off modular.
- Heavy load application; additional posts can be ordered.
- Monitor arm cannot be mounted in post positions.
- Thru-mount post can be attached flush to back edge of horizontal surface.
- C-clamp rail can be attached to panel mounted horizontal surface with notch or radius wireways without removing the horizontal surface.
- Under horizontal surface: 4″(102mm) of clearance is necessary between back of horizontal surface and adjacent component for clamp attachment.
- Gap between screen and horizontal surface allows installation of Belong Tool Rail.
- Utility tray provides clearance for installation of Belong Tool Rail.

**Note:** No more than 6″(152mm) of rail can be extended beyond outside of support.

### To Order, Specify:

1) Product number.
2) Trim color for rail/post.
3) Trim color for rail end caps:
   TR-K Charcoal
   TR-J Graphite
   TR-FM Snow



Class YA – SIN 33721; Discount Group XIII
Canadian Conversion Factor: Refer to haworth.com/Canada

# Work Tools — Mounting

Belong

## Tool Rail — Single Post — C-Clamp or Thru-mount

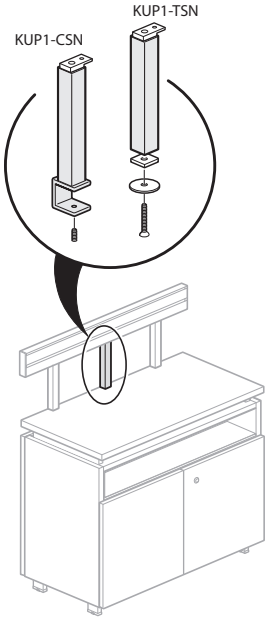


KUP1-0000-CSN

| Post Height | Description | Number | Trim A | Trim B |
|---|---|---|---|---|
| **1.19″(30mm) Thick Top** | | | | |
| 7.5″(191mm) | C-Clamp | KUP1-0000-CSN | **$103.44** | **$111.60** |
| **2″(51mm) Thick Top** | | | | |
| 7.5″(191mm) | C-Clamp | KUP1-0000-CMN | **$103.44** | **$111.60** |
| **1.19″(30mm) Thick Top** | | | | |
| 7.5″(191mm) | Thru-mount | KUP1-0000-TSN | **$103.44** | **$111.60** |
| **2″(51mm) Thick Top** | | | | |
| 7.5″(191mm) | Thru-mount | KUP1-0000-TMN | **$103.44** | **$111.60** |

### Features

- Includes one C-clamp or one Thru-mount Post and attachment hardware.
- Posts mount on horizontal surfaces 1.19″-2″(30mm-51mm) thick.
- Posts are 1.25″(32mm) thick.

### Specification Tips

- For ease of installation, it is required that tool rail post is attached to Beside storage top prior to attaching storage top to base unit.
- Posts supports slide along rail bottom groove.
- For use with C-clamp or Thru-mount tool rail only.
- Monitor arm cannot be mounted in post position.
- Extra single posts can be ordered when additional support for monitor arms and paper management are attached to Tool Rail.

### To Order, Specify:

1) Product number.
2) Trim color.

# Work Tools — Mounting

Belong

| | Rail Height | Width | Number | Trim A | Trim B |
|---|---|---|---|---|---|
| **Tool Rail — Under Horizontal Surface Mount — L-Bracket** | 4″(102mm) | 24″(610mm) | KUR1-1224-USN | **$333.51** | **$348.48** |
| | | 30″(762mm) | KUR1-1230-USN | **351.21** | **367.54** |
| | | 36″(914mm) | KUR1-1236-USN | **368.91** | **386.60** |
| | | 42″(1067mm) | KUR1-1242-USN | **386.61** | **405.66** |
| | | 48″(1219mm) | KUR1-1248-USN | **404.31** | **424.72** |
| | | 54″(1372mm) | KUR1-1254-USN | **422.01** | **443.78** |
| | | 60″(1524mm) | KUR1-1260-USN | **530.92** | **554.05** |
| | | 66″(1676mm) | KUR1-1266-USN | **560.86** | **586.71** |
| | | 72″(1829mm) | KUR1-1272-USN | **590.80** | **616.65** |
| | | 78″(1981mm) | KUR1-1278-USN | **620.74** | **647.95** |
| | | 84″(2134mm) | KUR1-1284-USN | **650.68** | **679.25** |
| | | 90″(2286mm) | KUR1-1290-USN | **680.62** | **710.55** |
| | | 96″(2438mm) | KUR1-1296-USN | **710.56** | **741.85** |

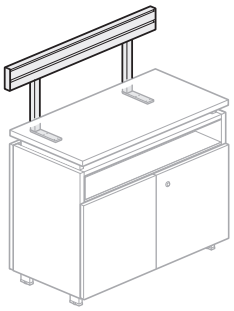

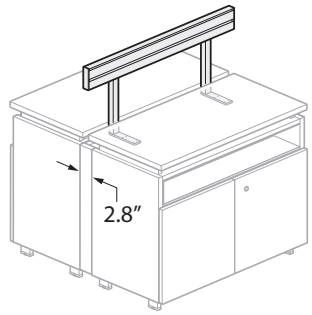


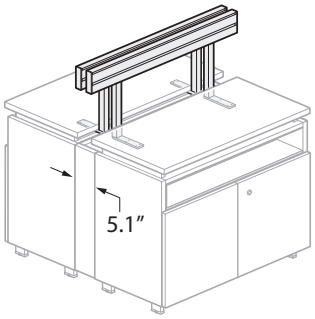


KUR1-1224-USN

### Features

- One double sided rail with two or three posts, two rail end caps and attachment brackets.
- Rails 66″-96″(1676mm-2438mm) include three posts.
- L-bracket mounts under 1.19″(30mm) thick horizontal surface to support rail tools on both sides.
- Belong Work Tools or Jump Stuff Slat Pad Tools may be used; separately specified.
- Rail overall height above horizontal surface: 11.18″(284mm).
- Distance between rail bottom and top of horizontal surface: 7.44″(189mm).
- Post is 1.25″(32mm) thick.
- Ships unassembled.

### Specification Tips

- **Rail with L-bracket or shared bracket mount can only be used in non-panel applications.**
- **Designed for single sided Reside desking and single sided benching applications or Beside base unit.**
- **Tool Rail supports a maximum load of 40 pounds (18.14kg) evenly distributed on user side or supports two monitor arms up to 13 pounds each; additional L-bracket mount post recommended.**
- For use with one Beside base unit or back-to-back base units; L-Bracket Tool Rail is double sided to accommodate Belong work tool accessories on both sides.
- For back-to-back Beside base unit applications, one or two L-Bracket tool rail(s) may be used:
  - –One L-Bracket tool rail may be used between base units which results in an aesthetically unbalanced tool rail condition. Both users share a single tool rail. L-Brackets are attached to only one of the two back-to-back Beside storage tops. (Note: KUR2-USN Under Worksurface Mount T-Bracket is not recommended for use with back-to-back base units due to installation issues.)
  - –Two back-to-back L-Bracket tool rails may be used between base units for an aesthetically balanced tool rail condition.
  - –For a single tool rail application, a 2.8″(71mm) deep filler panel may be used to fill gap between back-to-back units.
  - –For two back-to-back tool rails, a 5.1″(130mm) deep filler panel may be used to fill gap between back-to-back base units.
- Tool Rail should be specified 6″(152mm) shorter than screen if both are specified.
- Can be installed off modular.
- Under horizontal surface: 4″(102mm) of clearance is necessary between back of horizontal surface and adjacent component for flat bracket attachment.
- Heavy load application; additional posts can be ordered.
- Monitor arm cannot be mounted in post positions.
- Gap between screen and horizontal surface allows installation of Belong Tool Rail.
- Utility tray provides clearance for installation of Belong Tool Rail.
- Posts mount flush to back edge of horizontal surface.

**Note:** No more than 6″(152mm) of rail can be extended beyond outside of support.

### To Order, Specify:

1) Product number.
2) Trim color for rail/post.
3) Trim color for rail end caps:
   TR-K Charcoal
   TR-J Graphite
   TR-FM Snow



Class YA – SIN 33721; Discount Group XIII
Canadian Conversion Factor: Refer to haworth.com/Canada

# Work Tools — Mounting

Belong

| | Post Height | Number | Trim A | B |
|---|---|---|---|---|
| **Tool Rail — Single Post — L-Bracket Mount** | 8.85″(225mm) | KUP1-0000-USN | **$103.44** | **$111.60** |

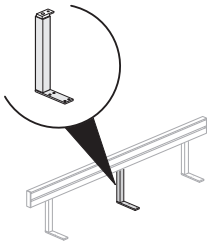

KUP1-0000-USN

### Features

- Includes one under horizontal surface L-Bracket mount post and attachment hardware.
- Post is 1.25″(32mm) thick.

### Specification Tips

- For use with under horizontal surface mount tool rail.
- Single Support Post may interfere with central casting.
- Monitor arm cannot be mounted in post position.
- Extra single posts can be ordered when additional support for monitor arms and paper management are attached to Tool Rail.

### To Order, Specify:

1) Product number.
2) Trim color.

# Work Tools — Mounting

Belong

**Tool Rail — Single Sided Continuous Benching End**

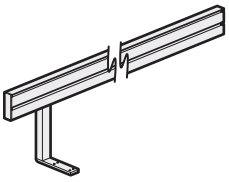

KUR1-1224-USE

| Rail Height | Width | Description | Number | Trim A | Trim B |
|---|---|---|---|---|---|
| 4″(102mm) | 24″(610mm) | End | KUR1-1224-USE | **$333.51** | **$348.48** |
| | 30″(762mm) | | KUR1-1230-USE | **351.21** | **367.54** |
| | 36″(914mm) | | KUR1-1236-USE | **368.91** | **386.60** |
| | 42″(1067mm) | | KUR1-1242-USE | **386.61** | **405.66** |
| | 48″(1219mm) | | KUR1-1248-USE | **404.31** | **424.72** |
| | 54″(1372mm) | | KUR1-1254-USE | **422.01** | **443.78** |
| | 60″(1524mm) | | KUR1-1260-USE | **530.92** | **554.05** |
| | 66″(1676mm) | | KUR1-1266-USE | **560.86** | **586.71** |
| | 72″(1829mm) | | KUR1-1272-USE | **590.80** | **616.65** |
| | 78″(1981mm) | | KUR1-1278-USE | **620.74** | **647.95** |
| | 84″(2134mm) | | KUR1-1284-USE | **650.68** | **679.25** |
| | 90″(2286mm) | | KUR1-1290-USE | **680.62** | **710.55** |
| | 96″(2438mm) | | KUR1-1296-USE | **710.56** | **741.85** |

### Features

- One single sided tool rail with one or two posts, one rail end cap and attachment brackets.
- Tool Rails 66″-96″ includes two posts.
- Mounts under 1.19″(30mm) thick horizontal surface to support rail tools.
- Belong Work Tools or Jump Stuff Slat Pad Tools may be used; separately specified.
- Tool rail overall height above horizontal surface: 11.18″(284mm).
- Distance between tool rail bottom and top of horizontal surface: 7.44″(189mm).
- Post is 1.25″(32mm) thick.
- Ships unassembled.

### Specification Tips

- **Designed for Reside Single Sided Continuous Benching or Beside continuous storage applications only.**
- **For use with another tool rail end or internal tool rail; internal benching single post must be specified.**
- **Tool Rail supports maximum of 40 pounds(18.14kg) evenly distributed on one side.**
- **For continuous benching application, two monitor arms up to 13 pounds each side, requires additional post.**
- **Tool Rail should be specified 6″ shorter than screen if both are specified.**
- Can be installed off modular.
- Under horizontal surface: 4″(102mm) of clearance is necessary between back of horizontal surface and pedestal for flat bracket attachment.
- Gap between screen and horizontal surface allows installation of Belong Tool Rail.
- Utility tray provides clearance for installation of Belong Tool Rail.

**Note:** No more than 6″(152mm) of rail can be extended beyond outside of support.

### To Order, Specify:

1) Product number.
2) Trim color for tool rail/post.
3) Trim color for tool rail end cap:
   TR-K Charcoal
   TR-J Graphite
   TR-FM Snow



Class YA – SIN 33721; Discount Group XIII
Canadian Conversion Factor: Refer to haworth.com/Canada

# Work Tools — Mounting

Belong

**Tool Rail — Double-Sided Continuous Benching End Application Only**

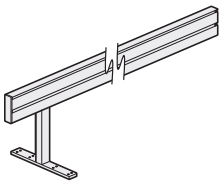

KUR2-1224-UBE

| Rail Height | Width | Number | Price A | Price B |
|---|---|---|---|---|
| 4″(102mm) | 24″(610mm) | KUR2-1224-UBE | **$333.51** | **$348.48** |
| | 30″(762mm) | KUR2-1230-UBE | **351.21** | **367.54** |
| | 36″(914mm) | KUR2-1236-UBE | **368.91** | **386.60** |
| | 42″(1067mm) | KUR2-1242-UBE | **386.61** | **405.66** |
| | 48″(1219mm) | KUR2-1248-UBE | **404.31** | **424.72** |
| | 54″(1372mm) | KUR2-1254-UBE | **422.01** | **443.78** |
| | 60″(1524mm) | KUR2-1260-UBE | **530.92** | **554.05** |
| | 66″(1676mm) | KUR2-1266-UBE | **560.86** | **586.71** |
| | 72″(1829mm) | KUR2-1272-UBE | **590.80** | **616.65** |
| | 78″(1981mm) | KUR2-1278-UBE | **620.74** | **647.95** |
| | 84″(2134mm) | KUR2-1284-UBE | **650.68** | **679.25** |
| | 90″(2286mm) | KUR2-1290-UBE | **680.62** | **710.55** |
| | 96″(2438mm) | KUR2-1296-UBE | **710.56** | **741.85** |

### Features

- One double sided tool rail with one or two posts, one rail end cap and attachment brackets.
- Tool Rails 66″(1676mm)-96″(2438mm) include two posts.
- Mounts under 1.19″(30mm) thick worksurface to support rail tools.
- Belong Work Tools or Jump Stuff Slat Pad Tools may be used; separately specified.
- Tool rail overall height above worksurface: 11.18″(284mm).
- Distance between tool rail bottom and top of worksurface: 7.44″(189mm).
- Post is 1.25″(32mm) thick.
- Ships unassembled.

### Specification Tips

- **Designed for Reside Continuous Benching applications only.**
- **For use with another tool rail end or internal tool rail; internal benching single post must be specified.**
- **Tool Rail supports maximum of 40 pounds(18.14kg) evenly distributed on each side.**
- **For continuous benching application, two monitor arms up to 13 pounds each side, requires additional post.**
- **Tool Rail should be specified 6″(152mm) shorter than screen if both are specified.**
- **For back-to-back application, 1 or 2 monitors up to 13 grounds each side, requires additional post.**
- Can be installed off modular.
- Under worksurface: 4″(102mm) of clearance is necessary between back of worksurface and pedestal for flat bracket attachment.
- Gap between screen and horizontal surface allows installation of Belong Tool Rail.
- Utility tray provides clearance for installation of Belong Tool Rail.
- Posts mount centered within 3.65″(93mm) gap.
- Refer to Specification Guide for planning rules.

**Note:** No more than 6″(152mm) of rail can be extended beyond outside of support.

### To Order, Specify:

1) Product number.
2) Trim color for tool rail/post.
3) Trim color for tool rail end cap:
   TR-K Charcoal
   TR-J Graphite
   TR-FM Snow

# Work Tools — Mounting

Belong

## Tool Rail — Internal Single Sided Continuous Benching Application

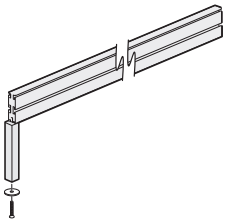

KUR1-1224-USI

| Rail Height | Width | Description | Number | Trim A | Trim B |
|---|---|---|---|---|---|
| 4″(102mm) | 24″(610mm) | Internal | KUR1-1224-USI | **$333.51** | **$348.48** |
| | 30″(762mm) | | KUR1-1230-USI | **351.21** | **367.54** |
| | 36″(914mm) | | KUR1-1236-USI | **368.91** | **386.60** |
| | 42″(1067mm) | | KUR1-1242-USI | **386.61** | **405.66** |
| | 48″(1219mm) | | KUR1-1248-USI | **404.31** | **424.72** |
| | 54″(1372mm) | | KUR1-1254-USI | **422.01** | **443.78** |
| | 60″(1524mm) | | KUR1-1260-USI | **530.92** | **554.05** |
| | 66″(1676mm) | | KUR1-1266-USI | **560.86** | **586.71** |
| | 72″(1829mm) | | KUR1-1272-USI | **590.80** | **616.65** |
| | 78″(1981mm) | | KUR1-1278-USI | **620.74** | **647.95** |
| | 84″(2134mm) | | KUR1-1284-USI | **650.68** | **679.25** |
| | 90″(2286mm) | | KUR1-1290-USI | **680.62** | **710.55** |
| | 96″(2438mm) | | KUR1-1296-USI | **710.56** | **741.85** |

### Features

- One single sided tool rail with one or two post and attachment brackets.
- Tool Rails 66″(1676mm)-96″(2438mm) includes two posts.
- Mounts on 1.19″(30mm) thick horizontal surface to support rail tools.
- Belong Work Tools or Jump Stuff Slat Pad Tools may be used; separately specified.
- Tool rail overall height above horizontal surface: 11.18″(284mm).
- Distance between tool rail bottom and top of horizontal surface: 7.44″(189mm).
- Post is 1.25″(32mm) thick.
- Ships unassembled.

### Specification Tips

- **Designed for Reside Single Sided Continuous Benching or Beside continuous storage applications only.**
- **For use with two rail ends; Internal Benching single post must be specified.**
- **Tool Rail supports a maximum of 40 pounds(18.14kg) evenly distributed on one side.**
- **For use with benching application, 1 or 2 monitors up to 13 pounds each side, requires additional post.**
- Mounts into 0.25″(6mm) gap between shared block connectors or center attachment location on shared column.
- Under horizontal surface: 4″(102mm) of clearance is necessary between back of horizontal surface and pedestal for flat bracket attachment.
- Gap between screen and horizontal surface allows installation of Belong Tool Rail.
- Utility tray provides clearance for installation of Belong Tool Rail.

### To Order, Specify:

1) Product number.
2) Trim color for tool rail/post.



Class YA – SIN 33721; Discount Group XIII
Canadian Conversion Factor: Refer to haworth.com/Canada

# Work Tools — Mounting

Belong

## Tool Rail — Internal Continuous Benching Application Only

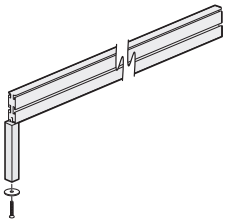

KUR2-1224-UBI

| Rail Height | Width | Description | Number | Trim A | Trim B |
|---|---|---|---|---|---|
| 4″(102mm) | 24″(610mm) | Internal | KUR2-1224-UBI | **$333.51** | **$348.48** |
| | 30″(762mm) | | KUR2-1230-UBI | **351.21** | **367.54** |
| | 36″(914mm) | | KUR2-1236-UBI | **368.91** | **386.60** |
| | 42″(1067mm) | | KUR2-1242-UBI | **386.61** | **405.66** |
| | 48″(1219mm) | | KUR2-1248-UBI | **404.31** | **424.72** |
| | 54″(1372mm) | | KUR2-1254-UBI | **422.01** | **443.78** |
| | 60″(1524mm) | | KUR2-1260-UBI | **530.92** | **554.05** |
| | 66″(1676mm) | | KUR2-1266-UBI | **560.86** | **586.71** |
| | 72″(1829mm) | | KUR2-1272-UBI | **590.80** | **616.65** |
| | 78″(1981mm) | | KUR2-1278-UBI | **620.74** | **647.95** |
| | 84″(2134mm) | | KUR2-1284-UBI | **650.68** | **679.25** |
| | 90″(2286mm) | | KUR2-1290-UBI | **680.62** | **710.55** |
| | 96″(2438mm) | | KUR2-1296-UBI | **710.56** | **741.85** |

### Features

- One double sided tool rail with one or two post and attachment brackets.
- Tool Rails 66″(1676mm)-96″(2438mm) includes two posts.
- Mounts on 1.19″(30mm) thick horizontal surface to support rail tools.
- Belong Work Tools or Jump Stuff Slat Pad Tools may be used; separately specified.
- Tool rail overall height above horizontal surface: 11.18″(284mm).
- Distance between tool rail bottom and top of horizontal surface: 7.44″(189mm).
- Post is 1.25″(32mm) thick.
- Ships unassembled.

### Specification Tips

- **Designed for Reside Continuous Benching and Beside continuous storage applications only.**
- **For use with two rail ends; Internal Benching single post must be specified.**
- **Tool Rail supports a maximum of 40 pounds(18.14kg) evenly distributed.**
- **Tool Rail should be specified 6″ shorter than screen if both are specified.**
- **For use with benching application, 1 or 2 monitors up to 13 pounds each side, requires additional post.**
- Mounts into 0.25″(6mm) gap between shared block connectors or center attachment location on shared column.
- Under horizontal surface: 4″(102mm) of clearance is necessary between back of horizontal surface and pedestal for flat bracket attachment.
- Gap between screen and horizontal surface allows installation of Belong Tool Rail.
- Utility tray provides clearance for installation of Belong Tool Rail.
- Posts mount centered within 3.65″(93mm) gap.

**Note:** No more than 6″(152mm) of rail can be extended beyond outside of support.

### To Order, Specify:

1) Product number.
2) Trim color for tool rail/post.

## Tool Rail — Single Post Internal/Benching

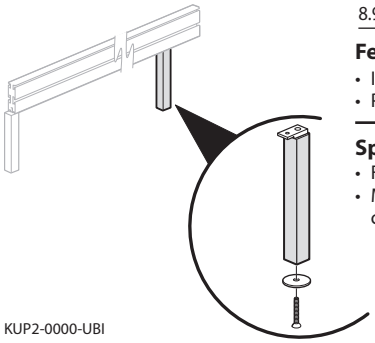

KUP2-0000-UBI

| Post Height | Description | Number | Trim A | Trim B |
|---|---|---|---|---|
| 8.9″(226mm) | Internal | KUP2-0000-UBI | **$103.44** | **$111.60** |

### Features

- Includes one Internal position post and attachment hardware.
- Post is 1.25″(32mm) thick.

### Specification Tips

- For use with benching mount tool rail.
- Mounts into 0.25″(6mm) gap between shared block connectors or center attachment location on shared column.

### To Order, Specify:

1) Product number.
2) Trim color.

# Work Tools

Belong

## Territory Screen — End-of Run

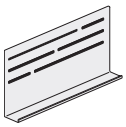

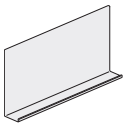

KUTS-E

| Actual Height | Actual Depth | Actual Width | Weight Pounds | Description | Number ❶ | Trim A | Trim B |
|---|---|---|---|---|---|---|---|
| 11.78″(299mm) | 3″(76mm) | 23.75″(603mm) | 8.0 (3.6kg) | With Slots | KUTS-1224-ESN | **$176.25** | **$184.25** |
| | | | 8.7 (3.9kg) | Without Slots | KUTS-1224-ENN | **133.53** | **141.53** |
| 11.78″(299mm) | 3″(76mm) | 29.75″(756mm) | 8.0 (3.6kg) | With Slots | KUTS-1230-ESN | **$195.27** | **$217.49** |
| | | | 8.7 (3.9kg) | Without Slots | KUTS-1230-ENN | **152.55** | **174.77** |

### Features

- Includes one freestanding steel End-of-Run Territory Screen with double sided attachment material.
- End-of-Run Territory Screen Options:
  - –With Slots (S); without Slots (N).
  - –With Accessory Kit (A) (square and rectangular trays with bud base).
  - –Without Accessory Kit (N).
- Optional Slotted Territory Screen includes three rows of two slots; 2″(51mm) between rows (centerline-to-centerline):
- Slot Widths for 23.75″(603mm):
  - –Top Row: 15.31″(389mm) and 5.25″(133mm).
  - –Middle Row: 10.28″(261mm) and 10.28″(261mm).
  - –Bottom Row: 5.25″(133mm) and 15.31″(389mm).
- Slot Widths for 29.75″(762mm):
  - –Top Row: 19.73″(501mm) and 6.83″(174mm).
  - –Middle Row: 13.28″(337mm) and 13.28″(337mm).
  - –Bottom Row: 6.83″(174mm) and 19.73″(501mm).
- Supports maximum weight of 5 pounds (2.3kg) on side with ledge.
- Non-writable, magnetic surface.

### Specification Tips

- End-of-Run Territory Screen is not designed for use with Base Tray.
- For use with separately specified Belong or Jump Stuff work tools.
- Accessory Kit is designed to sit on ledge of End-of-Run Territory Screen.
- Hanging accessories should be mounted in ledge side of End-of-Run Territory Screen with slots.

### To Order, Specify:

1) Product number including:

❶ **Accessory Kit Option:**

- **A** Accessory Kit, add **$46.73** list
- **N** No Accessory Kit

2) Trim color.

## Territory Screen — Shared

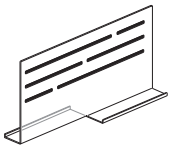

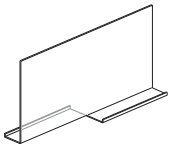

KUTS-S

| | | | | | | | |
|---|---|---|---|---|---|---|---|
| 11.78″(299mm) | 6″(152mm) | 23.75″(603mm) | 8.0 (3.6kg) | With Slots | KUTS-1224-SSN | **$189.59** | **$197.59** |
| | | | 8.7 (3.9kg) | Without Slots | KUTS-1224-SNN | **146.87** | **154.87** |
| 11.78″(299mm) | 6″(152mm) | 29.75″(756mm) | 8.0 (3.6kg) | With Slots | KUTS-1230-SSN | **$208.61** | **$230.83** |
| | | | 8.7 (3.9kg) | Without Slots | KUTS-1230-SNN | **165.89** | **188.11** |

### Features

- Includes one freestanding steel Shared Territory Screen with double sided attachment material.
- Shared Territory Screen Options:
  - –With Slots (S); without Slots (N).
  - –With Accessory Kit (A) (square and rectangular trays with bud base).
  - –Without Accessory Kit (N).
- Optional Slotted Territory Screen includes three rows of two slots; 2″(51mm) between rows (centerline-to-centerline):
- Slot Widths for 23.75″(603mm):
  - –Top Row: 15.31″(389mm) and 5.25″(133mm).
  - –Middle Row: 10.28″(261mm) and 10.28″(261mm).
  - –Bottom Row: 5.25″(133mm) and 15.31″(389mm).
- Slot Widths for 29.75″(762mm):
  - –Top Row: 19.73″(501mm) and 6.83″(174mm).
  - –Middle Row: 13.28″(337mm) and 13.28″(337mm).
  - –Bottom Row: 6.83″(174mm) and 19.73″(501mm).
- Supports maximum weight of 5 pounds (2.3kg).
- Non-writable, magnetic surface.

### Specification Tips

- Shared Territory Screen is not designed for use with Base Tray.
- For use with separately specified Belong or Jump Stuff work tools.
- Accessory Kit is designed to sit on 11.8″(300mm) wide ledges of Shared Territory Screen.
- Hanging accessories may be mounted from either side of Shared Territory Screen with slots.

### To Order, Specify:

1) Product number including:

❶ **Accessory Kit Option:**

- **A** Accessory Kit, add **$46.73** list
- **N** No Accessory Kit

2) Trim color.

# Work Tools

Belong

## Territory L-Screen

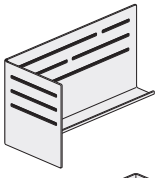

Left-hand

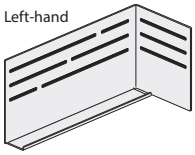

Right-hand

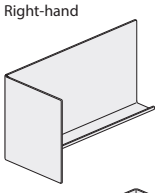

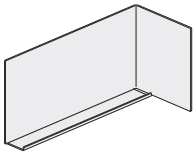

KUTS-L

| Actual Height | Actual Depth | Actual Width | Weight Pounds | Description | Number ❶ | Trim A | Trim B |
|---|---|---|---|---|---|---|---|
| **Right-hand** | | | | | | | |
| 11.78″(299mm) | 10″(254mm) | 23.75″(603mm) | 11.0 (5.4kg) | With Slots | KUTS-1224-LSR | **$216.32** | **$224.32** |
| | | | 11.9 (5.0kg) | Without Slots | KUTS-1224-LNR | **173.60** | **181.60** |
| 11.78″(299mm) | 10″(254mm) | 29.75″(756mm) | 11.0 (5.4kg) | With Slots | KUTS-1230-LSR | **$235.34** | **$257.56** |
| | | | 11.9 (5.0kg) | Without Slots | KUTS-1230-LNR | **192.62** | **214.84** |
| **Left-hand** | | | | | | | |
| 11.78″(299mm) | 10″(254mm) | 23.75″(603mm) | 11.0 (5.4kg) | With Slots | KUTS-1224-LSL | **$216.32** | **$224.32** |
| | | | 11.9 (5.0kg) | Without Slots | KUTS-1224-LNL | **173.60** | **181.60** |
| 11.78″(299mm) | 10″(254mm) | 29.75″(756mm) | 11.0 (5.4kg) | With Slots | KUTS-1230-LSL | **$235.34** | **$257.56** |
| | | | 11.9 (5.0kg) | Without Slots | KUTS-1230-LNL | **192.62** | **214.84** |

### Features

- Includes one freestanding steel Territory L- Screen with double sided attachment material.
- Territory L-Screen Options:
  - –With Slots (S); without Slots (N).
  - –With Accessory Kit (A) (square and rectangular trays with bud base).
  - –Without Accessory Kit (N).
- Optional Slotted Territory L-Screen includes three rows of two slots; 2″(51mm) between rows (centerline-to-centerline):
- Slot Widths on 23.75″(603mm):
  - –Top Row: 15.31″(389mm) and 5.25″(133mm).
  - –Middle Row: 10.28″(261mm) and 10.28″(261mm).
  - –Bottom Row: 5.25″(133mm) and 15.31″(388mm).
  - –Slot widths on 10″(254mm) portion: three rows of 8.25″(210mm).
- Slot Widths for 29.75″(762mm):
  - –Top Row: 19.73″(501mm) and 6.83″(174mm).
  - –Middle Row: 13.28″(337mm) and 13.28″(337mm).
  - –Bottom Row: 6.83″(174mm) and 19.73″(501mm).
- Supports maximum weight of 5 pounds (2.3kg) on inside of Territory L-Screen.
- Non-writable, magnetic surface.

### Specification Tips

- Territory L-Screen is not designed for use with Base Tray.
- For use with separately specified Belong or Jump Stuff work tools.
- Accessory Kit is designed to sit on ledge of Territory L-Screen.
- Hanging accessories should be mounted on inside of Territory L-Screen with slots.

### To Order, Specify:

1) Product number, including:

**❶ Accessory Kit Option:**

- **A** Accessory Kit, add **$46.73** list
- **N** No Accessory Kit

2) Trim color.

# Work Tools

Belong

## Territory Screen — Multi-material

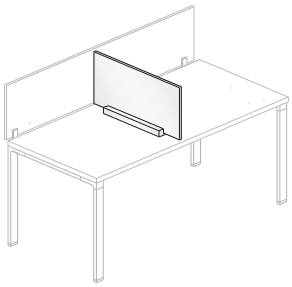

SUTM

| Height | Depth | Number | Fabric Grade A | B | C | D | E | F | G |
|---|---|---|---|---|---|---|---|---|---|
| **Fabric** | | | | | | | | | |
| 12″(305mm) | 24″(610mm) | SUTM-1224-FU | **$431.68** | **$439.71** | **$448.54** | **$458.17** | **$467.81** | **$480.66** | **$488.67** |
| | 30″(762mm) | SUTM-1230-FU | **453.54** | **464.89** | **477.38** | **491.01** | **504.64** | **522.79** | **534.15** |

| Height | Depth | Number | Laminate A | B |
|---|---|---|---|---|
| **Laminate** | | | | |
| 12″(305mm) | 24″(610mm) | SUTM-1224-DU | **$347.58** | **$351.39** |
| | 30″(762mm) | SUTM-1230-DU | **355.33** | **$359.77** |

| Height | Depth | Number | Price |
|---|---|---|---|
| **Markerboard** | | | |
| 12″(305mm) | 24″(610mm) | SUTM-1224-MU | **$406.67** |
| | 30″(762mm) | SUTM-1230-MU | **414.42** |

| Height | Depth | Number | Wood Group A | B |
|---|---|---|---|---|
| **Wood** | | | | |
| 12″(305mm) | 24″(610mm) | SUTM-1224-WU | **$754.40** | **$793.81** |
| | 30″(762mm) | SUTM-1230-WU | **772.03** | **814.58** |

| Height | Width | Number | Glass A | C |
|---|---|---|---|---|
| **Glass** | | | | |
| 12″(305mm) | 24″(610mm) | SUTM-1224-GU | **$461.99** | **$481.69** |
| | 30″(762mm) | SUTM-1230-GU | **479.62** | **514.13** |

### Features

- Includes screen with drop-in base and double sided attachment material.
- Base dimensions: 2.25″(57mm) wide x 0.71″(18mm) high x 14″(356mm) long.
- **The following products are recommended to maintain the markerboard appearance:**
  - –Dry erase marker kit (includes holder, six markers and eraser), order part# 7062-8001.
  - –Markerboard cleaner and conditioner, order part# 7031-7001.
  - –Markerboard spray cleaner, order part# 7031-7002.
- Field assembled.

### Specification Tips

- Screen Thickness:
  - –Fabric, laminate, markerboard and wood – 0.56″(14mm)
  - –Laminate and wood – 0.56″(14mm)
  - –Glass – 0.24″(6mm)
- Screen is 12.25″(311mm) above horizontal top.

### To Order, Specify:

1) Product number.
2) Surface Colors Options:

   Fabric:
   –Fabric Surface Color

   Laminate:
   –Laminate Surface Color
   –Edgeband trim color

   Markerboard:
   –Product number

   Wood:
   –Wood Finish Color

   Glass:
   –Glass Finish
   9T-1C Clear (Grade A)
   9T-E21 Satin Etched (Grade C)
3) Trim color for base.

**Notes:** **$2.54** upcharge list for Metallic and accent trim colors.

Premium laminate wood grain direction is vertical.



Class YA – SIN 33721; Discount Group XIII
Canadian Conversion Factor: Refer to haworth.com/Canada

# Work Tools

Belong

## Structural Screen Tile

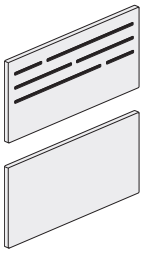

KUTB

| Actual Height | Actual Depth | Actual Width | Weight Pounds | Number | Trim A | Trim B |
|---|---|---|---|---|---|---|
| **With Slots** | | | | | | |
| 12″(305mm) | 0.67″(17mm) | 18″(457mm) | 7.1 (3.2kg) | KUTB-1218-S | **$174.13** | **$178.27** |
| | | 22.5″(572mm) | 8.9 (4.0kg) | KUTB-1222-S | **183.77** | **193.43** |
| | | 27″(686mm) | 10.6 (4.8kg) | KUTB-1227-S | **195.82** | **212.38** |
| | | 31.5″(800mm) | 12.5 (5.7kg) | KUTB-1232-S | **207.87** | **231.33** |
| | | 36″(914mm) | 14.2 (6.4kg) | KUTB-1236-S | **217.51** | **246.49** |
| **Without Slots** | | | | | | |
| 12″(305mm) | 0.67″(17mm) | 18″(457mm) | 7.5 (3.4kg) | KUTB-1218-N | **$116.10** | **$120.24** |
| | | 22.5″(572mm) | 9.4 (4.3kg) | KUTB-1222-N | **125.74** | **135.40** |
| | | 27″(686mm) | 11.2 (5.1kg) | KUTB-1227-N | **137.79** | **154.35** |
| | | 31.5″(800mm) | 13.1 (5.9kg) | KUTB-1232-N | **149.84** | **173.30** |
| | | 36″(914mm) | 15.0 (6.8kg) | KUTB-1236-N | **159.48** | **188.46** |

### Features

- Includes one steel Structural Screen Tile with or without slats and attachment hardware.
- Supports maximum weights of:
  - –18″(457mm) - 10 pounds (4.5kg).
  - –22.5″(572mm) - 10 pounds (4.5kg).
  - –27″(686mm) - 15 pounds (6.8kg).
  - –31.5″(800mm) - 17 pounds (7.7kg).
  - –36″(914mm) - 20 pounds (9.0kg).
- Non-writable, magnetic surface.

### Specification Tips

- Designed for use on Belong Structural Screen (defaces screen) or structural building wall.
- May be wall mounted to structural building wall if properly mounted;
  - –Anchors are not provided, must be field supplied.
- Cords cannot be passed behind the Structural Screen Tile.
- Not for use with Wall Track.
- For use with separately specified Belong or Jump Stuff work tools.

### To Order, Specify:

1) Product number.
2) Trim color.

## Belong Systems Tile — External Mount for use with Compose Panels

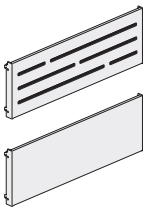

KZTB

| Actual Height | Actual Depth | Actual Width | Weight Pounds | Number | Trim A | Trim B |
|---|---|---|---|---|---|---|
| **With Slots** | | | | | | |
| 7.87″(200mm) | 1.36″(35mm) | 24″(610mm) | 4.8 (2.2kg) | KZTB-0824-S | **$155.41** | **$167.83** |
| | | 30″(762mm) | 6.0 (2.7kg) | KZTB-0830-S | **169.87** | **190.57** |
| | | 36″(914mm) | 7.1 (3.2kg) | KZTB-0836-S | **184.33** | **213.31** |
| | | 42″(1067mm) | 8.2 (3.7kg) | KZTB-0842-S | **198.79** | **236.05** |
| | | 48″(1219mm) | 9.3 (4.2kg) | KZTB-0848-S | **213.25** | **258.79** |
| **Without Slots** | | | | | | |
| 7.87″(200mm) | 1.36″(35mm) | 24″(610mm) | 5.4 (2.4kg) | KZTB-0824-N | **$ 97.38** | **$109.80** |
| | | 30″(762mm) | 6.6 (3.0kg) | KZTB-0830-N | **111.84** | **132.54** |
| | | 36″(914mm) | 7.8 (3.5kg) | KZTB-0836-N | **126.30** | **155.28** |
| | | 42″(1067mm) | 9.1 (4.1kg) | KZTB-0842-N | **140.76** | **178.02** |
| | | 48″(1219mm) | 10.3 (4.7kg) | KZTB-0848-N | **155.22** | **200.76** |

### Features

- Includes one steel external mount Systems Tile with or without slots with integrated attachment brackets for use with Compose Panel Frames with Tiles.
- Supports maximum weights of:
  - –24″(610mm) - 15 pounds (6.8kg).
  - –30″(762mm) - 17 pounds (7.7kg).
  - –36″(914mm) - 17 pounds (7.7kg).
  - –42″(1067mm) - 20 pounds (9.0kg).
  - –48″(1219mm) - 20 pounds (9.0kg).
- Non-writable, magnetic surface.

### Specification Tips

- Designed for use with Compose Panel Frames with Tiles only.
- Nominal height is 8″(203mm).
- To be installed in panel frame slots on same width panel, a combination of panels equal to tile width.
- Vertical panel frame face dimensions:
  - –Panel frame/non-raceway cover = frame height minus 2″(51mm).
  - –Panel frame with raceway cover = frame height minus 10″(254mm).
- For use with separately specified Belong or Jump Stuff work tools.

### To Order, Specify:

1) Product number.
1) Trim color.

# Work Tools

Belong

## Screen Rail

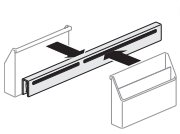

Double Sided

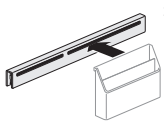

Single Sided

KUSR

| Actual Height | Actual Width | Weight Pounds | Description | Number | Trim A | Trim B |
|---|---|---|---|---|---|---|
| 2.19″(56mm) | 23.75″(603mm) | 2.8 (1.3kg) | Single Sided | KUSR-0224-S | **$74.17** | **$ 87.65** |
| | | 2.8 (1.3kg) | Double Sided | KUSR-0224-D | **87.65** | **101.13** |

### Features

- Includes one steel Screen Rail; single sided with row of two slots or double sided with two slots on each side.
- Slot Widths: 8.19″(208mm) and 12.94″(329mm).
- Supports maximum weight of:
  - –Single Sided: 5 pounds (2.3kg).
  - –Double Sided: 5 pounds (2.3kg) each side.
- Non-writable, magnetic surface.

### Specification Tips

- For use with separately specified Belong or Jump Stuff work tools.
- For use on top of fabric, laminate or wood Belong Screens.
- Not for use on Glass Screens, Structural L-screens or Territory Screens.

### To Order, Specify:

1) Product number.
2) Trim color.

## Open C Cubby

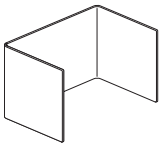

KUCU-0915-BNN

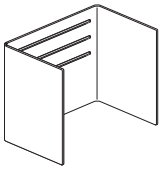

KUCU-1215-BNS

| Height | Depth | Width | Description | Number | Trim A | Trim B |
|---|---|---|---|---|---|---|
| 9″(229mm) | 10″(254mm) | 15″(381mm) | No Slots | KUCU-0915-BNN | **$116.04** | **$129.85** |
| 12″(305mm) | 10″(254mm) | 15″(381mm) | No Slots | KUCU-1215-BNN | **121.57** | **135.38** |
| 12″(305mm) | 10″(254mm) | 15″(381mm) | With Slots | KUCU-1215-BNS | **135.38** | **149.19** |

### Features

- Includes one freestanding Open C Cubby.
- Freestanding Open C Cubby's are designed for supporting binders and books.
- Open C Cubby with slots allows use of Belong Work Tools or Jump Stuff Slat Pad work tools; separately specified.
- Open C Cubby's can be used in Beside Overhead Storage.

### To Order, Specify:

1) Product number.
2) Trim color.



Class YA – SIN 33721; Discount Group XIII
Canadian Conversion Factor: Refer to haworth.com/Canada

# Work Tools

Belong

## Base Tray

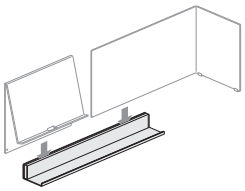

KUBT
GSA: Open Market

| Actual Height | Actual Depth | Actual Width | Weight Pounds | Description | Number | Trim A | Trim B |
|---|---|---|---|---|---|---|---|
| 2.09″(53mm) | 3.55″(90mm) | 23.75″(603mm) | 5.0 (2.3kg) | With Accessory Kit | KUBT-0224-A | **$360.98** | **$374.26** |
| | | | | Without Accessory Kit | KUBT-0224-N | **314.49** | **327.77** |

### Features
- Includes one freestanding steel Base Tray with aluminum insert rail.
- Base Tray is available with or without Accessory Kit.

### Specification Tips
- Designed for use with L-Screen, Reference Shelf and Accessory Kit.
- L-Screen and Reference Shelf slide into space between steel back and aluminum insert.
- Base Tray accommodates one Reference Shelf and one L-Screen.
- Accessory Kit is designed to sit on 2.84″(72mm) deep base tray ledge.

### To Order, Specify:
1) Product number.
2) Trim color.

## Desk Top L-Screen

Left-hand

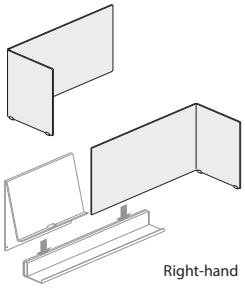

Right-hand

KULS

| Actual Height | Actual Depth | Actual Width | Weight Pounds | Description | Number | Trim A | Trim B |
|---|---|---|---|---|---|---|---|
| 11.87″(301mm) | 10″(254mm) | 23.75″(603mm) | 9.7 (4.4kg) | Right-hand | KULS-0000-TR | **$130.80** | **$144.28** |
| | | | | Left-hand | KULS-0000-TL | **130.80** | **144.28** |

### Features
- Includes one steel Desk Top L-screen with semi-transparent plastic feet.
- Non-writable, magnetic surface.
- Desk Top L-Screen is handed.
- Supports maximum weight of 5 pounds (2.3kg).

### Specification Tips
- Designed for use with Base Tray or as freestanding.
- Desk Top L-Screen may be used alone in Base Tray or with Reference Shelf.
- Depth portion of L-Screen, when used adjacent to Reference Shelf, is the same width as Base Tray; width portion of L-Screen perpendicularly wraps around Base Tray ledge.
- Width portion of Desk Top L-Screen may be positioned to fill Base Tray or a portion may overhang past end of Base Tray to accommodate Reference Shelf.

### To Order, Specify:
1) Product number.
2) Trim color.

## Desk Top Reference Shelf

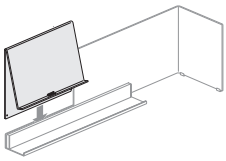

KURS

| Actual Height | Actual Depth | Actual Width | Weight Pounds | Description | Number | Trim A | Trim B |
|---|---|---|---|---|---|---|---|
| 12.03″(306mm) | 4.25″(108mm) | 14.5″(368mm) | 8.1 (3.7kg) | | KURS-0014-T | **$103.61** | **$110.53** |

### Features
- Includes one steel desk Top Reference Shelf.
- Desk Top Reference Shelf lip is 1″(25mm) deep with a 15 degree angle.
- Includes a cutout for cord drop if used for charging of electronic devices.
- Supports maximum weight of 5 pounds (2.3kg).
- Non-writable, magnetic surface.

### Specification Tips
- Desk Top Reference Shelf may not be used alone in Base Tray; must be used together with Desk Top L-Screen for support purposes.
- Desk Top Reference Shelf is not freestanding.
- Desk Top Reference Shelf adjacent to depth portion of L-Screen are the same width as Base Tray; width portion of L-Screen perpendicularly wraps around Base Tray ledge.
- Desk Top Reference Shelf adjacent to width portion of L-Screen will overhang past end of Base Tray.

### To Order, Specify:
1) Product number.
2) Trim color.

# Work Tools

Belong

| | Height | Depth | Width | Description | Number | Price |
|---|---|---|---|---|---|---|
| **Paper Tray — Landscape** | 1.5″(38mm) | 8.875″(225mm) | 12.75″(324mm) | Slat — Document Tray | KUPT-0913-H | **$29.01** |
| | 2.5″(38mm) | 8.875″(225mm) | 12.75″(324mm) | Freestanding — Stacking Tray | KUPT-0913-F | **34.54** |

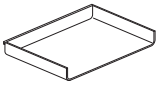

KUPT-0913-H

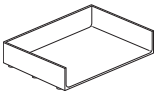

KUPT-0913-F

**Features**

- Includes one plastic tray.
- Slat document tray mounts on Belong rail, Belong slat tile and Beside stanchion and Compose slat tile.
- Slat document tray supports maximum of one ream (5 pounds/2.3kg) of paper.
- Freestanding stacking tray is freestanding and stacks 4 high.

**To Order, Specify:**

1) Product number.
2) Trim color.
   TR-R Beige
   TR-1R Brownstone
   TR-RR Rusty Red
   TR-FM Snow

**Note:** Snow (TR-FM) plastic trim color is not recommended for use with painted trim colors Plaster (TR-TW) or Chalk (TR-AK). Refer to Very® Seating chainset for Snow.

| | | | | | | |
|---|---|---|---|---|---|---|
| **Tool Cup** | 3.5″(90mm) | 2.5″(38mm) | 2.5″(38mm) | | KUTC-0000-H | **$24.87** |

KUTC-0000-H

**Features**

- Includes one plastic tool cup.
- Tool cup mounts on:
  –Belong rail
  –Belong slat tile
  –Beside stanchion
  –Open C Cubby with slots
  –Compose slat tile
- Can also be used in freestanding applications.

**To Order, Specify:**

1) Product number.
2) Trim color.
   TR-R Beige
   TR-1R Brownstone
   TR-RR Rusty Red
   TR-FM Snow

**Note:** Snow (TR-FM) plastic trim color is not recommended for use with painted trim colors Plaster (TR-TW) or Chalk (TR-AK). Refer to Very® Seating chainset for Snow.

| | | | | | | |
|---|---|---|---|---|---|---|
| **Hanging Sorter** | 8.5″(216mm) | 2.5″(64mm) | 12.75″(324mm) | | KUHS-0000-H | **$67.71** |

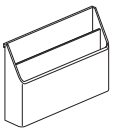

KUHS-0000-H

**Features**

- Includes one hanging sorter with two paper sorters.
- Interior depth of each sorter is 1″(25mm).
- Hanging sorter mounts on:
  –Belong rail
  –Belong slat tile
  –Beside stanchion
  –Open C Cubby with slots
  –Compose slat tile

**To Order, Specify:**

1) Product number.
2) Trim color.
   TR-R Beige
   TR-1R Brownstone
   TR-RR Rusty Red
   TR-FM Snow

**Note:** Snow (TR-FM) plastic trim color is not recommended for use with painted trim colors Plaster (TR-TW) or Chalk (TR-AK). Refer to Very® Seating chainset for Snow.

| | | | | | | |
|---|---|---|---|---|---|---|
| **Mini Shelf** | 1″(25mm) | 4″(102mm) | 8″(203mm) | | KUSH-0408-H | **$24.87** |

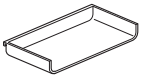

KUSH-0408-H

**Features**

- Includes one plastic shelf.
- Mini shelf mounts on:
  –Belong rail
  –Belong slat tile
  –Beside stanchion
  –Open C Cubby with slots
  –Compose slat tile

**To Order, Specify:**

1) Product number.
2) Trim color.
   TR-R Beige
   TR-1R Brownstone
   TR-RR Rusty Red
   TR-FM Snow

**Note:** Snow (TR-FM) plastic trim color is not recommended for use with painted trim colors Plaster (TR-TW) or Chalk (TR-AK). Refer to Very® Seating chainset for Snow.



Class YA – SIN 33721; Discount Group XIII
Canadian Conversion Factor: Refer to haworth.com/Canada

# Work Tools

Belong

## Blotter

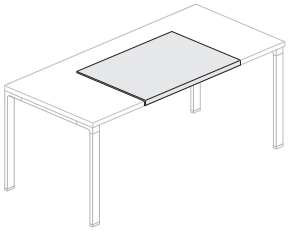

KUBL-2030-FJ

| Depth | Width | Edge | Number | Fabric Grade D | Fabric Grade E |
|---|---|---|---|---|---|
| 19.7″(500mm) | 29.5″(749mm) | 3mm | KUBL-2030-FJ | **$558.24** | **$589.88** |
| 19.7″(500mm) | 35.4″(899mm) | | KUBL-2036-FJ | **571.98** | **606.36** |
| 23.6″(599mm) | 35.4″(899mm) | | KUBL-2436-FJ | **585.72** | **622.84** |
| 19.7″(500mm) | 29.5″(749mm) | Knife | KUBL-2030-FF | **$558.24** | **$589.88** |
| 19.7″(500mm) | 35.4″(899mm) | | KUBL-2036-FF | **571.98** | **606.36** |
| 23.6″(599mm) | 35.4″(899mm) | | KUBL-2436-FF | **585.72** | **622.84** |

### Features

- Includes one blotter with protective back.
- Specify blotter profile to match desking edge:
  - –3mm Edgeband
  - –Knife edge
- Belong Blotter radius is 0.5″(13mm).

### Specification Tips

- 20″(508mm) deep blotter can be used on 24″(610mm) deep desking without hatch.
- 20″(508mm) deep blotter can be used on 30″(762mm) deep desking with hatch.
- 24″(610mm) deep blotter can be used on 36″(914mm) deep desking with hatch.

### To Order, Specify:

1) Product number.
2) Fabric

## Reference Shelves

KURS-0010-H

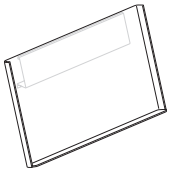

KURS-0019-H

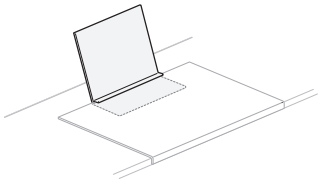

KURS-0012-B

| Height | Width | Description | Number | Trim A | Trim B |
|---|---|---|---|---|---|
| 11.25″(286mm) | 9.875″(251mm) | Reference — Small | KURS-0010-H | **$ 69.07** | **$ 75.99** |
| | 18.5″(470mm) | Reference — Large | KURS-0019-H | **103.61** | **110.53** |
| 9.875″(251mm) | 11.625″(295mm) | Blotter Reference Shelf | KURS-0012-B | **$ 69.07** | **$ 75.99** |

### Features

- Includes one metal reference shelf
- Large and Small Reference shelves mount on:
  - –Belong rail
  - –Belong slat tile
  - –Beside stanchion
  - –Open C Cubby with slots
- Blotter Reference Shelf slides under blotter for support.

### Specification Tips

- In installed position large and small referencing shelves are 0.88″(22mm) high and 4.3″(109mm) deep.
- Reference shelf lip is 1.375″(35mm) deep.

### To Order, Specify:

1) Product number.
2) Trim color.

## Accessory Kit

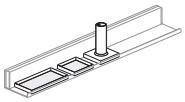

KUAK
GSA: Open Market

| Number | Price |
|---|---|
| KUAK-0000-BSR | **$139.47** |

### Features

- Includes one square tray, one rectangular tray and bud vase with square base. All items are plastic.
- Sizes:
  - –Square tray: 2.75″(70mm).
  - –Rectangular tray: 2.75″ x 5.5″(70mm x 140mm).
  - –Bud Vase: 4″(102mm) tall, 0.75″(19mm) inside diameter, 2.75″(70mm) square base.
- Designed for use with the Base Tray, Territory Screen or as freestanding pieces.
- Standard in snow trim color.

**Note:** Snow (TR-FM) plastic trim color is not recommended for use with painted trim colors Plaster (TR-TW) or Chalk (TR-AK). Refer to Very® Seating chainset for Snow.

### To Order, Specify:

1) Product number.
   (No finish specification required)

# Work Tools

Jump Stuff

## Tool Cup

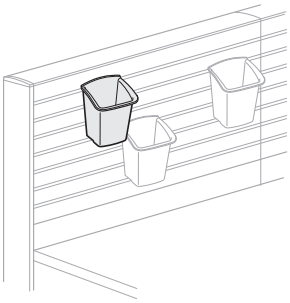

DTWC-2

| Height | Depth | Width | Number | Price |
|---|---|---|---|---|
| 5.5″(140mm) | 3.5″(89mm) | 4″(102mm) | DTWC-2 | **$26.70** |

**Feature**

- Mounts on rail and slat pad. Can also be used in freestanding applications.

**To Order, Specify:**

1) Product number.
2) Translucent trim color.

## Paper Sorter

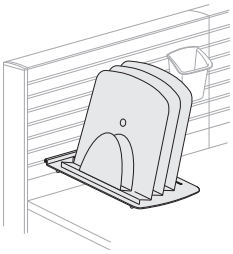

DTPR-3

| Height | Depth | Width | Number | Trim A | Trim B |
|---|---|---|---|---|---|
| 9.25″(235mm) | 11″(279mm) | 9″-12″(229mm-305mm) | DTPR-3 | **$84.57** | **$87.54** |

**Features**

- Includes three dividers, one shelf, and mounting bracket.
- Mounts on slat pad.
- Can also be used as a horizontal freestanding tray.
- Supports maximum of two reams (ten pounds/4.6 kilograms) of paper.

**To Order, Specify:**

1) Product number.
2) Translucent trim color.
3) Trim color for bracket.

## Binder Bin

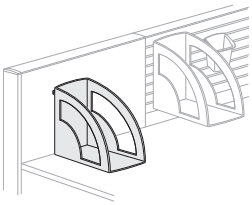

DTSB-3

| Height | Depth | Width | Number | Price |
|---|---|---|---|---|
| 12.5″(318mm) | 10.5″(267mm) | 6.5″(165mm) | DTSB-3 | **$63.79** |

**Features**

- Mounts on slat pad. Can also be used in freestanding applications.
- Bin accommodates two 3″(76mm) thick binders.

**To Order, Specify:**

1) Product number.
2) Translucent trim color.

## Tack Strip

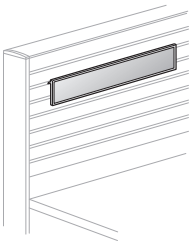

DTTS-12
DTTS-24

| Height | Depth | Width | Number | Price |
|---|---|---|---|---|
| 2.5″(64mm) | 0.5″(13mm) | 12″(305mm) | DTTS-12 | **$37.10** |
| | | 24″(610mm) | DTTS-24 | **44.52** |

**Features**

- Mounts on slat pad.
- Brown and black cork and rubber composite material.

**To Order, Specify:**

1) Product number.
2) Trim color for bracket.



Class YA – SIN 33721; Discount Group XIII
Canadian Conversion Factor: Refer to haworth.com/Canada

# Work Tools

Jump Stuff

## Gooseneck Kit

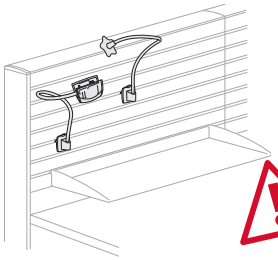

DTGK-3

| Number | Price |
|---|---|
| DTGK-3 | $77.80 |

**Features**

- Includes two flex arms, two base clips, assortment of three tops (one grip clip, one round top, and one flow[illegible] to [illegible] stick-on clips.
- Mounts on slat pad to display [illegible] anyw[illegible] stick-on clip[illegible] [illegible] double-sided tape.

**To Order, Specify:**

1) Product number.
2) Translucent trim color.

## Mini Shelf

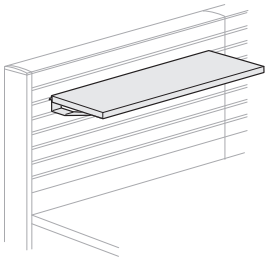

DMSP

| Height | Depth | Width | Number | Laminate A | Laminate B |
|---|---|---|---|---|---|
| 1.75″(44mm) | 6.25″(159mm) | 18″(457mm) | DMSP-18 | $129.94 | $140.32 |
| | | 24″(610mm) | DMSP-24 | 135.87 | 146.25 |
| | | 30″(762mm) | DMSP-30 | 141.77 | 152.15 |
| | | 36″(914mm) | DMSP-36 | 147.70 | 158.08 |
| | | 42″(1067mm) | DMSP-42 | 153.60 | 163.98 |
| | | 48″(1219mm) | DMSP-48 | 159.49 | 169.87 |

**Features**

- Includes shelf and brackets.
- Mounts on slat pad.
- Shelf thickness 0.75″(19mm)
- Designed for lightweight accessories.

**To Order, Specify:**

1) Product number.
2) Shelf trim color.
3) Edgeband color.
4) Trim color for brackets.

## Tote

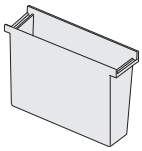

DTTE-3

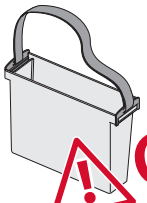

DTTH-3

| Height | Depth | Width | Description | Number | Price |
|---|---|---|---|---|---|
| 10″(254mm) | 4″(102mm) | 13″(330mm) | Tote | DTTE-3 | $ 74.18 |
| | | | Tote, clips, and strap | DTTH-3 | 105.35 |

**Features**

- Insert for slat wall.
- Clips and strap standard in black.
- Fits in lateral files.
- Accommodates hanging files.

**To Order, Specify:**

1) Product number.
2) Translucent trim color.

## Tote Strap

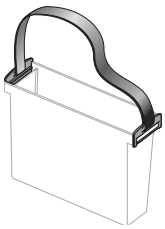

DTHT-1

| Number | Price |
|---|---|
| DTHT-1 | $34.14 |

**Features**

- Includes strap and two clips.
- Strap is 27″(686mm) long and non-adjustable.
- Converts DTTE-3 to DTTH-3.
- Standard in black.

**To Order, Specify:**

1) Product number.
(No finish specification required.)

OBSOLETED | March 2023
OBSOLETED | March 2023
OBSOLETED | March 2023

PAGE UPDATE
Click Here for Details

# Work Tools

Jump Stuff

| | Height | Depth | Width | Number | Trim A | Trim B |
|---|---|---|---|---|---|---|
| **Phone Shelf** | 2.5″(64mm) | 11.25″(286mm) | 9″(229mm) | DTPT-3 | **$100.89** | **$103.86** |

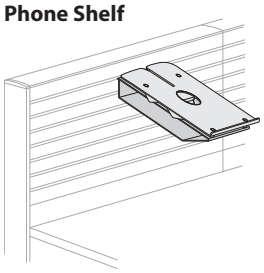

DTPT-3

**Features**
- Includes phone shelf and bracket.
- Mounts on slat pad at 30° angle.
- Supports maximum of two reams (ten pounds/4.6 kilograms) of paper.

**To Order, Specify:**
1) Product number.
2) Translucent trim color.
3) Trim color for bracket.

| | | | | | | |
|---|---|---|---|---|---|---|
| **Phone Shelf Bracket** | 1.5″(38mm) | 11″(279mm) | 7.5″(191mm) | DTBS-3 | **$62.31** | **$65.28** |

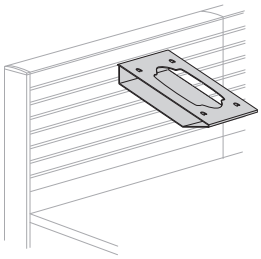

DTBS-3

**Feature**
- Used to convert DTPT-1 for mounting rail phone shelf to slat pad.

**To Order, Specify:**
1) Product number.
2) Trim color for bracket.

OBSOLETED | March 2023

| | | | | | | |
|---|---|---|---|---|---|---|
| **Personal Shelf** | 1.75″(44mm) | 11″(279mm) | 8″(203mm) | DTES-3 | **$69.74** | **$72.71** |

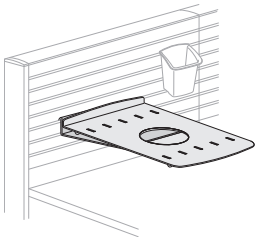

DTES-3

**Features**
- Includes mounting bracket and personal shelf.
- Mounts on rail at 60° angle or horizontally.
- Can also be used as a horizontal freestanding tray.
- Supports maximum of two reams (ten pounds/4.6 kilograms) of paper.

**To Order, Specify:**
1) Product number.
2) Translucent trim color.
3) Trim color for bracket.

| | | | | | | |
|---|---|---|---|---|---|---|
| **Personal Shelf Bracket** | | | | DTAR-3 | **$46.00** | **$48.97** |

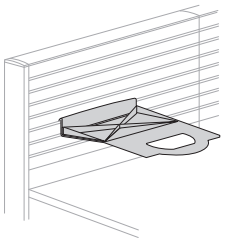

DTAR-3

**Feature**
- Used in combination with DTPR-3 or DTES-3 for mounting rail personal shelf or paper sorter to slat pad.

**To Order, Specify:**
1) Product number.
2) Trim color for bracket.

OBSOLETED | March 2023



Class YA – SIN 33721; Discount Group XIII
Canadian Conversion Factor: Refer to haworth.com/Canada

HAWORTH

# Work Tools

Jump Stuff

## Letter Tray

| Height | Depth | Width | Number | Price |
|---|---|---|---|---|
| 2.5″(64mm) | 12″(305mm) | 10.5″(267mm) | DTLT-2 | **$31.17** |

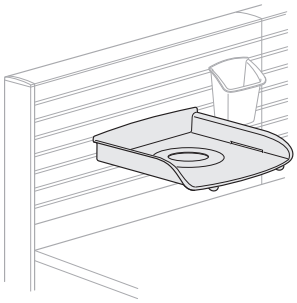

DTLT-2

**Features**

- Mounts on rail at 60° angle or horizontally.
- Mounts on slat pad horizontally.
- Can also be used in freestanding applications.
- Use Letter Tray Stacking Brackets (DTLS-2) to convert to stacking letter trays.
- Supports maximum of one ream (five pounds/2.3 kilograms) of paper.

**To Order, Specify:**

1) Product number.
2) Translucent trim color.

## Letter Tray Stacking Kit

| Height | Depth | Width | Number | Price |
|---|---|---|---|---|
| 8″(203mm) | 12″(305mm) | 10.5″(267mm) | DTLS-2 | **$80.12** |

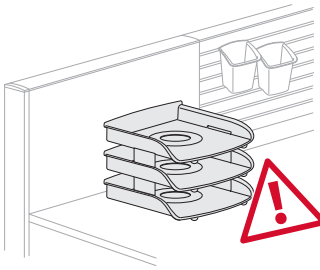

DTLS-2

**Features**

- Includes three letter trays and two stacking brackets.
- Used in freestanding applications.

**To Order, Specify:**

1) Product number.
2) Translucent trim color.

OBSOLETED | March 2023

## Letter Tray Stacking Bracket

| Height | Depth | Width | Number | Price |
|---|---|---|---|---|
| 2.25″(57mm) | 5″(127mm) | 9.5″(241mm) | DTSB-1 | **$22.26** |

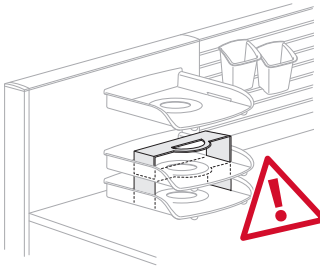

DTSB-1

**Features**

- Includes two stacking brackets.
- Used in freestanding applications.

**To Order, Specify:**

1) Product number.
2) Translucent trim color.

OBSOLETED | March 2023

OBSOLETED | March 2023

## Waste Bin

| Height | Depth | Width | Description | Number | Price |
|---|---|---|---|---|---|
| 15.5″(394mm) | 12″(305mm) | 13″(330mm) | ~~Black~~ | ~~DTRB-1B~~ | ~~$62.75~~ |
| | | | Translucent | DTRB-1 | **81.30** |

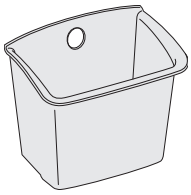

DTRB
GSA: Open Market

**Features**

- Used in freestanding applications.
- Five gallon capacity.

**To Order, Specify:**

1) Product number.
2) Translucent trim color.

## Pile Master Kit

| Description | Number | Price |
|---|---|---|
| Prepackaged | DPKY-1 | **$357.56** |



DPKY-1

**Features**

- Kit includes ten pile dividers.
- Requires one mounting rail.

**To Order, Specify:**

1) Product number.
2) Translucent trim color.

OBSOLETED | March 2023

PAGE UPDATE
Click Here for Details

# Work Tools

Jump Stuff

| | Mounting System | Slat Pad Width | Packaging | Number | Trim A | Trim B |
|---|---|---|---|---|---|---|
| **File Master Kit** | Slat Pad | 69″(1753mm) | Pre-Packaged | DPKP-S | **$583.08** | **$595.45** |
| | Slat Pad | | Bulk-Packaged | DBKP-S | **510.37** | **522.74** |



DPKP-S
DBKP-S

**Features**

- Kit includes gooseneck kit, two paper sorters, two letter trays, phone shelf, tote, tool cup, and binder bin.
- Mounts on separately specified slat pad.
- Ships either pre-packaged or bulk-packaged.
- Bulk-packaged offers reduced list price, and ships with each set of parts packaged in separate cartons.

**Note:** Minimum 10 kits required to order as bulk-packaged.

**To Order, Specify:**

1) Product number.
2) Translucent trim color.
3) Trim color for brackets.

| | | | | | | |
|---|---|---|---|---|---|---|
| **Task Master Kit** | Slat Pad | 51″(1295mm) | Pre-Packaged | DPKT-S | **$558.66** | **$571.03** |
| | Slat Pad | | Bulk-Packaged | DBKT-S | **488.82** | **501.19** |



DPKT-S
DBKT-S

**Features**

- Kit includes gooseneck kit, paper sorter, two letter trays, phone shelf, tote, two grip clips, two pile dividers, and tool cup.
- Mounts on separately specified slat pad.
- Ships either pre-packaged or bulk-packaged.
- Bulk-packaged offers reduced list price, and ships with each set of parts packaged in separate cartons.

**Note:** Minimum 10 kits required to order as bulk-packaged.

**To Order, Specify:**

1) Product number.
2) Translucent trim color.
3) Trim color for brackets.

| | | | | | | |
|---|---|---|---|---|---|---|
| **Mini Master Kit** | Slat Pad | 49″(1245mm) | Pre-Packaged | DPKS-S | **$370.91** | **$379.82** |
| | Slat Pad | | Bulk-Packaged | DBKS-S | **314.53** | **323.44** |

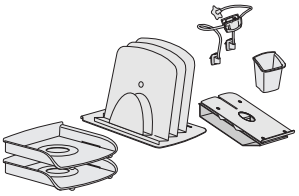

DPKS-S
DBKS-S

**Features**

- Kit includes gooseneck kit, paper sorter, two letter trays, phone shelf, and tool cup.
- Mounts on separately specified slat pad.
- Ships either pre-packaged or bulk-packaged.
- Bulk-packaged offers reduced list price, and ships with each set of parts packaged in separate cartons.

**Note:** Minimum 10 kits required to order as bulk-packaged.

**To Order, Specify:**

1) Product number.
2) Translucent trim color.
3) Trim color for brackets.

OBSOLETED | March 2023

# Work Tools

## Magnetic Accessories

### Magnet Board

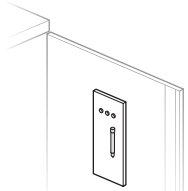

KUAM-0411

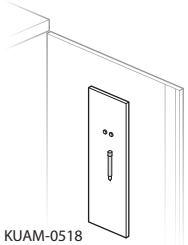

KUAM-0518

| Actual Height | Actual Width | Number | Price |
|---|---|---|---|
| 11″(279mm) | 4″(102mm) | KUAM-0411 | **$31.93** |
| 18″(457mm) | 5″(127mm) | KUAM-0518 | **63.86** |

**Features**

- Includes:
  - –Magnetic dry-erase board
  - –Three round magnets on 11″(279mm) high magnet board, two round magnets on 18″(457mm) high magnet board
  - –One magnetic dry erase pen
  - –Magnetic attachment strip for attachment to magnetic surfaces
  - –Adhesive strip for attachment to non-magnetic surfaces
- Available in white (not matched to Haworth's color palette).

**Specification Tip**

- Use on non-textured surfaces for best performance.

**To Order, Specify:**

1) Product number.

### Magnet Hooks

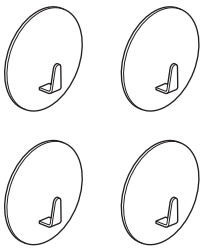

KUAH-0002

| Diameter | Number | Price |
|---|---|---|
| 1.5″(38mm) | KUAH-0002 | **$30.66** |

**Features**

- Includes four 1.5″(38mm)-diameter magnetic hooks for holding personal items.
- Available in white (not matched to Haworth's color palette).

**Specification Tip**

- Use on non-textured surfaces for best performance.

**To Order, Specify:**

1) Product number.

### Magnet Hook

KUAH-0003

| Diameter | Number | Price |
|---|---|---|
| 3″(76mm) | KUAH-0003 | **$20.27** |

**Features**

- Includes one 3″(76mm)-diameter magnetic hook for holding personal items.
- Available in white (not matched to Haworth's color palette).

**Specification Tip**

- Use on non-textured surfaces for best performance.

**To Order, Specify:**

1) Product number.

### Round Peg Magnets

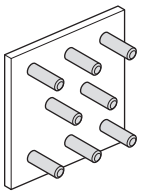

KUAP-0000

| Depth | Diameter | Number | Price |
|---|---|---|---|
| 0.375″(10mm) | 0.16″(4mm) | KUAP-0000 | **$30.66** |

**Features**

- Includes eight round magnets and acrylic storage box.
- Available in chrome.

**Specification Tips**

- Use on non-textured surfaces for best performance.
- Each magnet can hold up to eight sheets of letter-size paper.

**To Order, Specify:**

1) Product number.

### Mirror

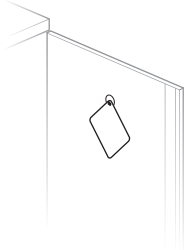

KUAR-0403

| Actual Width | Actual Length | Number | Price |
|---|---|---|---|
| 3.125″(80mm) | 4.375″(111mm) | KUAR-0403 | **$21.70** |

**Features**

- Includes one acrylic mirror.
- Can be hung from a Belong magnetic hook, or placed in a Belong pouch (specified separately).

**To Order, Specify:**

1) Product number.
(No color specification required.)

# Workstation Accessories

| | Height | Depth | Width | Number | Price |
|---|---|---|---|---|---|
| **Shallow Drawer** | 3″(76mm) | 15.375″(391mm) | 18.25″(464mm) | DS-3 | **$116.11** |

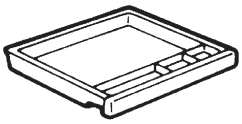

DS-3

Class AA – GSA: Open Market

**Features**
- Shallow drawer has four compartments.
- Drawer does not stack.
- Available in charcoal or gray tone finish colors only.

**To Order, Specify:**

1) Product number.
2) Trim color.
   TR-K Charcoal
   TR-G Gray Tone

| | | | | | |
|---|---|---|---|---|---|
| **Steel Center Drawer** | 2″(51mm) | 17.5″(445mm) | 19.125″(486mm) | SCD-19 | **$334.41** |

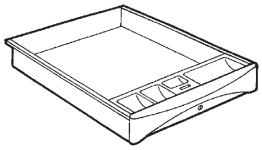

SCD-19

Class MA – SIN 33721;
Discount Group II

**Features**
- Includes mounting hardware.
- Standard with lock.
- Standard in charcoal finish color only.

**To Order, Specify:**

1) Product number.
   (No finish specification required.)

| | | | | | |
|---|---|---|---|---|---|
| **Pencil + Drawer** | 11″(279mm) | 24″(610mm) | 19.5″(495mm) | KUDP-2420 | **$412.94** |

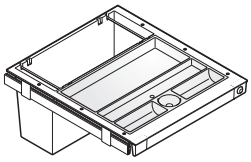

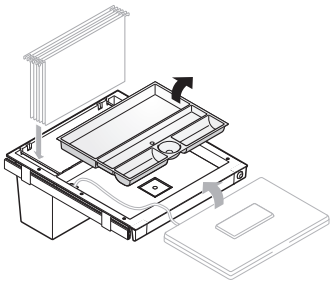

KUDP-2420

Class YA – SIN 33721;
Discount Group XIII

**Features**
- Multi-purpose drawer provides organization, hanging filing along with laptop storage.
- Knock-outs at rear of drawer provide electronic charging access while contents are locked.
- Removable organizing tray.
- Thin profile maximizes knee clearance under front of drawer.
- Standard in black trim color with black locks.
- Standard with lock (shipped separately); keyed-alike and master keying options available.

**Specification Tips**
- To be mounted below worksurfaces 24″(610mm) or deeper.
- **Not for use with 24″(610mm) deep knife edge worksurface.**
- Pencil + drawer must be used adjacent to worksurface floor support when specified for use with panel system.

**To Order, Specify:**

1) Product number.
   (No finish specification required.)

| | | | | | |
|---|---|---|---|---|---|
| **Pencil Drawer** | 1.625″(41mm) | 19″(483mm) | 18″(457mm) | JAC-18 | **$82.18** |

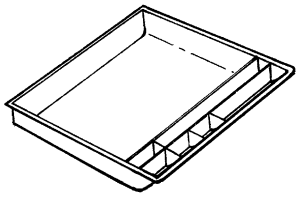

JAC-18

Class FP – SIN 33721;
Discount Group XII

**Features**
- Includes black plastic drawer, slides, and mounting hardware.
- Attaches under freestanding desks, returns, bridges, system convergent or rectangular worksurfaces.

**Specification Tip**
- Do not install in area where cantilever bracket is installed.

**To Order, Specify:**

1) Product number.
   (No finish specification required.)

# Workstation Accessories

## Adjustable Document Holder

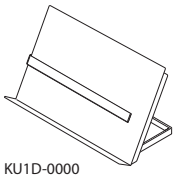

KU1D-0000

| Description | Number | Price |
|---|---|---|
| Document Holder | KU1D-0000 | **$140.22** |

### Features

- Includes painted steel Adjustable Document Holder with magnetic attached line guide.
- Infinite angle adjustment up to 80° with tension adjustment lever.
- Accommodates papers or books.
- Size: 16.7″(425mm) wide x 7.5″(191mm) deep x 9.75″(215mm) high.
- Standard in supplier black.
- Protection pads on bottom.

### To Order, Specify:

1) Product number.
(No finish specification required.)

## Adjustable Footrest

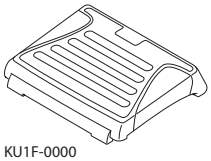

KU1F-0000

| Footrest | KU1F-0000 | **$140.22** |
|---|---|---|

### Features

- Includes Adjustable Foot Rest with anti-slip rubber mat on top.
- Angle adjustment by hand: 6°, 12°, 16° and 25°
- Size: 15.75″(400mm) wide x 14.75″(375mm) deep x 3.25″-5″(83mm-127mm) high.
- Folds flat for easy storage.
- Standard in supplier black with silver accent.
- Protective pads on bottom.

### To Order, Specify:

1) Product number.
(No finish specification required.)

## Make-A-Corner

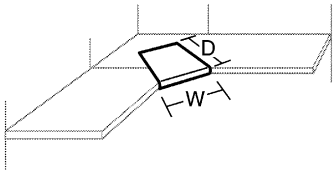


MAC-0001

Class AA

| Depth | Width | Number | Price |
|---|---|---|---|
| 21.125″(537mm) | 26.125″(664mm) | MAC-0001 | **$208.21** |

### Features

- Creates an angled edge between two (2) perpendicular regular worksurfaces.
- Slides over the top of 1.19″(30mm) thick worksurfaces.
- Accommodates an adjustable keyboard or mouse pad track (screws included).

### To Order, Specify:

1) Product number.
2) Non-metallic trim color.

# Workstation Accessories

## Compose All-Purpose Hook

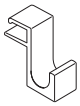

VZAC-0000-P

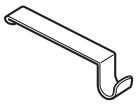

VZAC-0000-H

Class BC – SIN 33721,
Discount Group XI

| Height | Width | Depth | Number | Trim A | Trim B |
|---|---|---|---|---|---|
| 1.375″(35mm) | 0.5″(13mm) | 0.75″(19mm) | VZAC-0000-P | **$427.38** | **$444.91** |
| 1.375″(35mm) | 0.625″(16mm) | 3.375″(86mm) | VZAC-0000-H | **405.82** | **423.35** |

**Features**
- Includes eight coat hooks.
- (P) For use with full profile aluminum trim.
- (H) For use with thin profile steel trim.

**Specification Tip**
- Attaches to Compose panel frame or stack frame top with trim.

**Note:** Not available for use on Glass panels or glass stacks.

**To Order, Specify:**
1) Product number.
2) Trim color.

## PLACES All-Purpose Hook

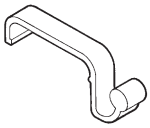

HCH-0008

Class BA – SIN 33721,
Discount Group I

| | | | | |
|---|---|---|---|---|
| 1″(25mm) | 3″(76mm) | 0.5″(13mm) | HCH-0008 | **$162.86** |

**Features**
- Includes eight hooks.
- Attaches to PLACES steel top cap panels only.

**To Order, Specify:**
1) Product number.
2) Trim color.

## PLACES All-Purpose Hook — For Low Profile Wood Top Cap Panels

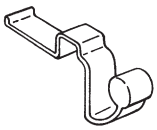

HCH-0008-W

Class BA – SIN 33721,
Discount Group I

| | | | | |
|---|---|---|---|---|
| 1″(25mm) | 3″(76mm) | 0.625″(16mm) | HCH-0008-W | **$162.86** |

**Features**
- Includes eight hooks.
- Attaches to PLACES wood top cap panels only.

**To Order, Specify:**
1) Product number.
2) Trim color.

## UniGroup All-Purpose Hook

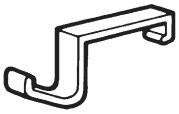

CH-8

Class AA – SIN 33721,
Discount Group I

| | | | | |
|---|---|---|---|---|
| 1″(25mm) | 3″(76mm) | 0.625″(16mm) | CH-8 | **$139.97** |

**Features**
- Includes eight hooks.
- Attaches to panel steel top cap.
- For use with UniGroup panels only.

**To Order, Specify:**
1) Product number.
2) Trim color.

## UniGroup Too All Purpose Hook

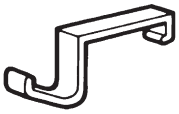

E2CH-8

Class AC – SIN 33721,
Discount Group I

| Number | Trim A | Trim B |
|---|---|---|
| E2CH-8 | **$130.88** | **$153.96** |

**Features**
- Includes eight hooks.
- For use with UniGroup Too square painted top cap panels.

**To Order, Specify:**
1) Product number.
2) Trim color.

## PREMISE All Purpose Hooks

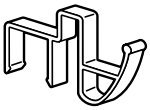

NAH-12-S

Class FA – SIN 33721,
Discount Group XI

| Application | Number | Trim A | Trim B |
|---|---|---|---|
| PREMISE Stack Kits | NAH-12-S | **$107.37** | **$124.24** |

**Features**
- Includes package of eight hooks.
- Attaches to the cross bar on a stack kit.
- Fifty pound capacity.
- Can not be used with grooved top caps.

**To Order, Specify:**
1) Product number.
2) Trim color.



Canadian Conversion Factor: Refer to haworth.com/Canada

# Workstation Accessories

| | Number | Trim A | B |
|---|---|---|---|
| **Bag Hook** | KUWH-0202 | **$43.16** | **$48.83** |

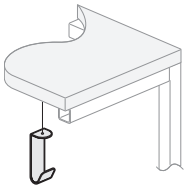

KUWH-0202

### Features

- Includes one hook and attachment hardware.
- Hook will swivel if plastic washers are installed.

### Specification Tips

- Attaches to the bottom of the 1.19″(30mm) and 2″(51mm) thick top.
- Weight Limit 50 lbs max.

### To Order, Specify:

1) Product number.
2) Trim color.

# Workstation Accessories

**2/90 Sign Systems**

2/90 Sign Systems is a recommended signage program for use with Haworth Systems. Signage options include ADA-compliant panel-mounted name signs, department signs, building directories, in/out boards, restroom and no smoking signs.

For inquiries, catalogs or orders, contact System 2/90 directly at 1-800-777-4310, fax (616) 656-4300, 5350 Corporate Grove Blvd SE, Grand Rapids, MI 49512.

# Lock Programs

Specification Guidelines

**Locking Components Shipping Format**

Locking components in all Haworth systems, casegoods, files and storage furniture are shipped with the lock housings factory-installed in each unit ready to receive separate lock plug cores. Lock plugs are field installed by means of a control key. Lock plugs and keys will be shipped with random numbering unless they are specified "keyed-alike". Quantity of locks will match quantity required for locking components on the order.

**HW Lock Program**

All HW lock plugs and keys will be standard in a Master Lock Program. A Master Lock program allows for better management of the facility where one "Master Key" can be used by Facility Management to service all locking components within a facility. Individual offices can be keyed-alike and will receive single-key access specific to the locking components within that workstation. Multiple locks in credenza components should be keyed-alike for the convenience of single-key access. General storage or file areas may also be keyed-alike so that individuals may have access to shared department documents or supplies.

To order new products within a workstation keyed-alike, the specifier should select the number of locks within the workstation and specify LSET quantities through Orderline. CSET lock plug and keys are to key-alike existing product for reconfigurations.

**On Site Lock Installation**

One Control Key for installing the lock plug will be included with each incremental order unit of up to 200 locks. The control key is used to insert and remove the lock plug into the housing at the installation site. The control key cannot be used to remove a lock plug in the locked position from its housing. Additional control keys are available and should be considered for the convenience of installing locks in widely separated areas of a facility (see Keys Only, page 247).

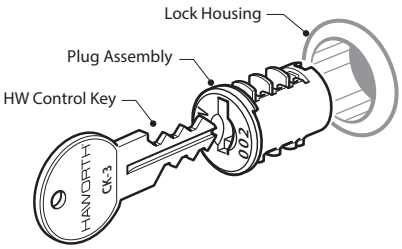


**Replacement Lock Plugs and Keys**

To order replacement lock plugs and keys, use the appropriate service parts catalog number or CSETS.

**Coding the Office Plan**

Each lock location should be identified graphically on the plan by a dash mark. Encode your office floor plan by using your own coding system to identify each workstation or area that requires keyed-alike locks. Remember that some furniture will have more than one lock — a double pedestal desk, for instance. The coded floor plan with office identification numbers and lock quantities and color code will be required at the time of installation. The installer will be responsible for assignment of lock quantities based on this plan.

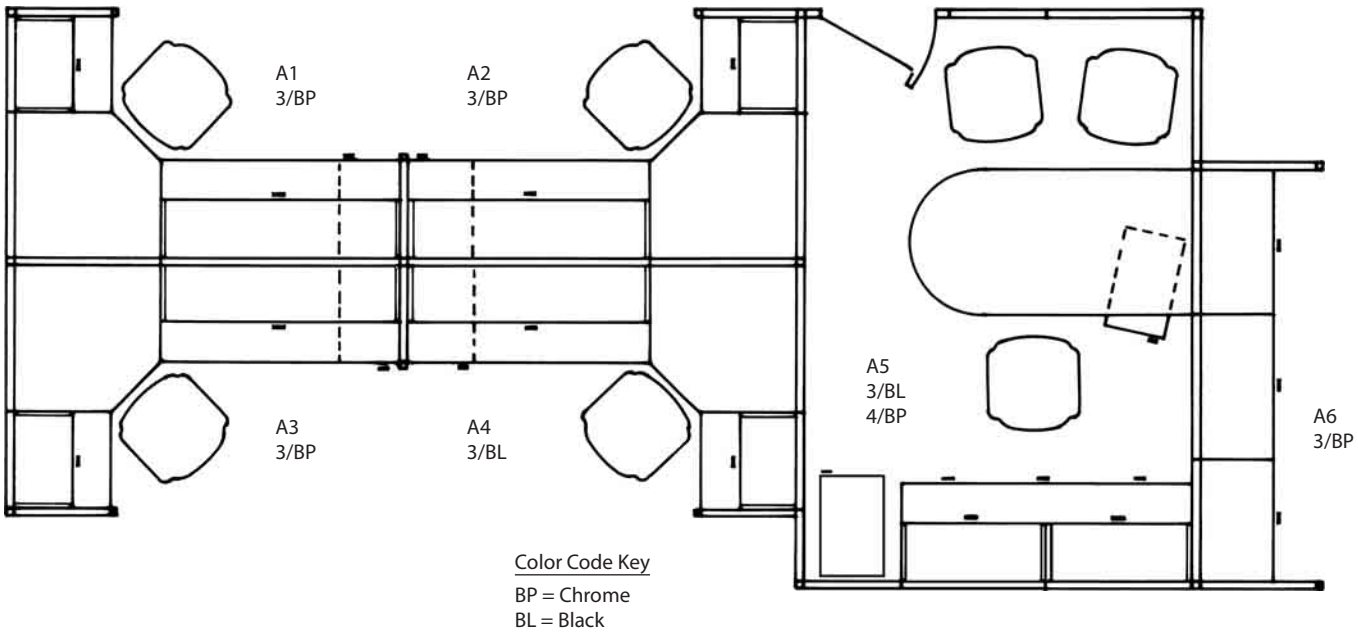

# Lock Programs

HW Lock Program

**HW Lock Program**

The Haworth HW Lock Program is a Master Lock Program and offers the option to have workstations keyed-alike with 300 lock numbers. LSET keyed-alike lock plugs/keys are for new locking product orders only and are available at no charge.

For reconfiguration projects, there are CSET lock plugs and keys available at a nominal charge.

**Work Sheet Preparation**

Photocopy the HW Lock Work Sheet to assist in specifying locks. This work sheet is for your convenience and is not to be submitted with your purchase order.

**Using the Coded Office Plan**

Enter the workstation or area identification codes from the plan into the columns headed OFFICE NUMBER on the HW Lock work sheet. The work sheet can accommodate 100 location entries.

**Specifying Keyed-Alike Lock Quantities and Colors**

***NO KEYED-ALIKE NOTE:***
***When no LSETS are specified, plugs and keys for the total number of locking components will be shipped automatically.***

Using the plan, count the number of locking components in each workstation. Enter the number of locks under "QUANTITY" columns, taking into account the chrome or black finish, depending on lock finishes offered. When completed, each workstation should be assigned a quantity of LSETs. For file banks or storage areas requiring a larger quantity of the same lock numbers, specify LSET-999.

A Master Key will need to be separately specified.

***Example:***

| Office Number | Quantity | | LSET Number | Totals | |
|---|---|---|---|---|---|
| | Chrome | Black | | Chrome | Black |
| A1 | 3 | | LSET-3 | 1 | |
| A2 | 3 | | LSET-3 | 1 | |
| A3 | 3 | | LSET-3 | 1 | |
| A4 | | 3 | LSET-3 | | 1 |
| A5 | 4 | 3 | LSET-3 | | 1 |
| | | | LSET-4 | 1 | |
| A6 | 3 | | LSET-3 | 1 | |

Total the number of LSET quantities at the bottom of the work sheet. Transfer each total quantity to your Orderline or written purchase order.

When specifying Keyed-Alike (LSETS): LSETS must be ordered for the total number of locking components. Only the quantity of LSETS ordered will be shipped. We do not ship based upon number of locking components on order.

LSETS ordered in excess of quantities required for new locking product on the order may result in the order being place on hold.

As a final verification of quantity, review the plan carefully to be sure that all products with locks have been identified. Remember that desks, credenzas and storage units may have multiple locking components.

**Line Item Entry**

Transfer the data from the work sheet to your Orderline or written purchase order. Enter the appropriate LSET catalog numbers on your order, followed by finish option code -BP or -BL.

***Example:***

| Quantity | Description |
|---|---|
| 4 | LSET-3, LR-BP |
| 1 | LSET-4, LR-BL |
| 2 | LSET-3, LR-BL |

**Order Processing and Packing Method**




Figure 3.

Haworth will assign the lock numbers for all keyed-alike orders. Note: Specific key numbers cannot be requested.

Upon receipt of your keyed-alike order, Haworth will draw from our standard inventory of 300 lock numbers. Lock plugs will be shipped according to finish in sets per the quantity specified. HW locks and keys (Figure 3) will carry a stamped "HW" on one side with 1 through 300 on the other side as an indication of the "HW lock" program.

**Order Changes**

For Order Changes/Cancellations; refer to North American Terms of Sale.

# Lock Programs

# HW LOCK WORK SHEET

CUSTOMER NAME: _____

P.O.#: _____ TAG AREA: _____

DATE: _____ / _____ / _____ REVISION#: _____

PROJECT #: _____

| Office Number | Quantity | | LSET/CSET Number |
|---|---|---|---|
| | Chrome | Black | |
| | | | |
| | | | |
| | | | |
| | | | |
| | | | |
| | | | |
| | | | |
| | | | |
| | | | |
| | | | |
| | | | |
| | | | |
| | | | |
| | | | |
| | | | |
| | | | |
| | | | |
| | | | |
| | | | |
| | | | |
| | | | |
| | | | |
| | | | |
| | | | |
| | | | |
| | | | |

| Office Number | Quantity | | LSET/CSET Number |
|---|---|---|---|
| | Chrome | Black | |
| | | | |
| | | | |
| | | | |
| | | | |
| | | | |
| | | | |
| | | | |
| | | | |
| | | | |
| | | | |
| | | | |
| | | | |
| | | | |
| | | | |
| | | | |
| | | | |
| | | | |
| | | | |
| | | | |
| | | | |
| | | | |
| | | | |
| | | | |
| | | | |
| | | | |
| | | | |

| Office Number | Quantity | | LSET/CSET Number |
|---|---|---|---|
| | Chrome | Black | |
| | | | |
| | | | |
| | | | |
| | | | |
| | | | |
| | | | |
| | | | |
| | | | |
| | | | |
| | | | |
| | | | |
| | | | |
| | | | |
| | | | |
| | | | |
| | | | |
| | | | |
| | | | |
| | | | |
| | | | |
| | | | |
| | | | |
| | | | |
| | | | |
| | | | |
| | | | |

| LSET NUMBERS/TOTALS | | |
|---|---|---|
| | Chrome | Black |
| LSET-1 | | |
| LSET-2 | | |
| LSET-3 | | |
| LSET-4 | | |
| LSET-5 | | |
| LSET-6 | | |
| LSET-7 | | |
| LSET-8 | | |
| LSET-9 | | |
| LSET-10 | | |
| LSET-11 | | |
| LSET-12 | | |
| LSET-30 | | |
| LSET-999 | | |

| CSET NUMBERS/TOTALS | | |
|---|---|---|
| | Chrome | Black |
| CSET-1 | | |
| CSET-2 | | |
| CSET-3 | | |
| CSET-4 | | |
| CSET-5 | | |
| CSET-6 | | |
| CSET-7 | | |
| CSET-8 | | |
| CSET-9 | | |
| CSET-12 | | |
| CSET-30 | | |
| CSET-999 | | |

Note: LSET - New Products
CSET - Reconfiguration Projects

**RETAIN FOR YOUR RECORDS**

**DO NOT SUBMIT WITH ORDER**

# Lock Programs

HW Lock Plugs and Keys

## HW Lock Plugs and Keys

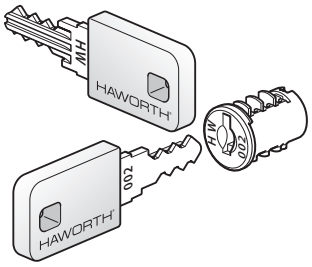


LSET

| Description | Number | Price |
|---|---|---|
| **Order with new product orders only*** | | |
| 1 Lock Plug and Key | LSET-1 | **N/C** |
| 2 Lock Plugs and Keys | LSET-2 | **N/C** |
| 3 Lock Plugs and Keys | LSET-3 | **N/C** |
| 4 Lock Plugs and Keys | LSET-4 | **N/C** |
| 5 Lock Plugs and Keys | LSET-5 | **N/C** |
| 6 Lock Plugs and Keys | LSET-6 | **N/C** |
| 7 Lock Plugs and Keys | LSET-7 | **N/C** |
| 8 Lock Plugs and Keys | LSET-8 | **N/C** |
| 9 Lock Plugs and Keys | LSET-9 | **N/C** |
| 10 Lock Plugs and Keys | LSET-10 | **N/C** |
| 11 Lock Plugs and Keys | LSET-11 | **N/C** |
| 12 Lock Plugs and Keys | LSET-12 | **N/C** |
| 30 Lock Plugs and Keys | LSET-30 | **N/C** |
| Key all locks alike (quantities greater than 30) | LSET-999 | **N/C** |
| **Order for reconfiguration of existing product** | | |
| 1 Lock Plug and Key | CSET-1 | **$ 9.91** |
| 2 Lock Plugs and Keys | CSET-2 | **19.82** |
| 3 Lock Plugs and Keys | CSET-3 | **29.73** |
| 4 Lock Plugs and Keys | CSET-4 | **39.64** |
| 5 Lock Plugs and Keys | CSET-5 | **49.55** |
| 6 Lock Plugs and Keys | CSET-6 | **59.46** |
| 7 Lock Plugs and Keys | CSET-7 | **69.37** |
| 8 Lock Plugs and Keys | CSET-8 | **79.28** |
| 9 Lock Plugs and Keys | CSET-9 | **89.19** |
| 12 Lock Plugs and Keys | CSET-12 | **118.92** |
| 30 Lock Plugs and Keys | CSET-30 | **297.30** |
| Key all locks alike (quantities greater than 30) | CSET-999 | **9.91** |

### Features

- The Haworth HW Lock Program offers 300 lock numbers. LSET keyed-alike lock plugs/keys are for new locking product orders only and are available at no charge. LSET's ordered in excess of quantities required for new locking product on the order may result in order being placed on hold.
- For reconfiguration projects there are CSET lock plugs and keys available at a nominal charge.
- All lock plugs and keys with one LSET/CSET will ship with the same key number which is chosen at random.
- LSET-999 and CSET-999 are for quantities greater than 30 lock plugs and keys. Specify quantity of locks; locks are priced "per piece". Numbers will be the same for all locks and chosen at random.
- Haworth will assign key numbers from the inventory of 1 through 300.
- To order specific key numbers for replacement; refer to page 247.
- Master key available; separately specified.
- Keys are standard in nickel with black overmolded head; Locks plugs are available in chrome and black finishes.

### To Order LSET, Specify:

1) Product number.
2) Lock plug finish color.
   LX-BP Chrome
   LX-BL Black

### To Order CSET, Specify:

1) Product number.
2) Lock plug finish color.
   LR-BP Chrome
   LR-BL Black



Class HA – Open Market
Canadian Conversion Factor: Refer to haworth.com/Canada

# Lock Programs

Keys

## HW Plugs and Keys

| Key Number Selection | Number | Price |
|---|---|---|
| KY-001 through KY-300 | HW-SVC | **$18.96** |




HW-SVC

### Features

- Includes one lock plug and one key.
- Keys are standard in nickel with black overmolded head.
- Lock plugs are available in chrome or black finishes.
- One control key (CK-3) for installing lock plugs into lock housings is provided.
- The key number will print on one side of key and HW on other side.
- Lock plug will also show HW and key number (refer to illustrations).

### To Order, Specify:

1) Product number.
2) Lock plug finish color.
   LR-BP Chrome
   LR-BL Black
3) Key number.

## HW Replacement Keys

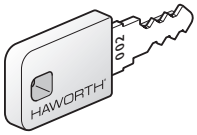


HWSK

| Description | Quantity Included | Key Numbers Included | Number | Price |
|---|---|---|---|---|
| Includes one HW key; specify key number/quantity | 1 | | HWSK-1 | **$ 15.02** |
| | 50 | 1-50 | HWSK-2 | **$ 253.23** |
| | 50 | 51-100 | HWSK-3 | **253.23** |
| | 50 | 101-150 | HWSK-4 | **253.23** |
| | 50 | 151-200 | HWSK-5 | **253.23** |
| | 50 | 201-250 | HWSK-6 | **253.23** |
| | 50 | 251-300 | HWSK-7 | **253.23** |
| | 300 | 1-300 | HWSK-300 | **1344.38** |

### Features

- Includes HW keys only.
- HWSK-1; order for specific HW key number replacement; Specify HW key number.
- HWSK-2 through HWSK-300; specific HW key number series included.

### To Order, Specify:

1) Product number.
2) Key number (HWSK-1 only).
   (No finish specification required.)

## HW Master Key

| Description | Number | Price |
|---|---|---|
| Master key | HWMK-1 | **$16.38** |

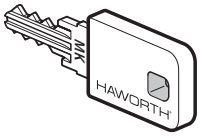


HWMK-1

### Features

- Includes one key.
- HWMK keys are silver with a **red** overmolded head.

**Note:** Master keys can only be used for HW Lock Program.

### To Order, Specify:

1) Product number.
   (No finish specification required.)

## HW Control Key

| | | |
|---|---|---|
| Control key (no key number selection required) | CK-3 | **$16.38** |

CK-3

### Features

- A single control key is provided with each lock shipment.
- CK-3 control key can be used to remove HW lock plug in unlocked position only.

### To Order, Specify:

1) Product number.
   (No finish specification required.)

## HW Key Blank

| | | |
|---|---|---|
| Key Blank | HWKB-1 | **$371.61** |




HWKB-1

### Features

- Includes 100 key blanks for use with HW Lock Program only.

### To Order, Specify:

1) Product number.
   (No finish specification required.)

# Lock Programs

Digital Locks

| | Length | Width | Height | Number ❶❷❸ | Price |
|---|---|---|---|---|---|
| **Digital Lock** | 3.88″(98mm) | 1″(25mm) | 0.75″(19mm) | HUDR- ☐ ☐ - ☐ Y | **$662.57** |

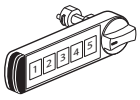

HUDR-R

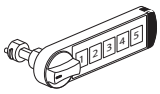

HUDR-L



HUDR-B

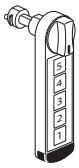

HUDR-T

### Features

- Includes:
  - –Digital lock with 5-digit horizontal or vertical keypad and rotating lock knob
  - –CR2032 3-volt lithium battery
  - –Factory-assigned access code
  - –Attachment hardware and spacer for metal and wood surfaces
- Fits standard lock housings in all Haworth systems, casegoods, files and storage furniture.
- Two software versions allow the lock to be programmed by individual users each time it's used, or by a facility manager for workstations where re-programming is infrequent.
- Master codes can be created by facilities management to override factory-assigned access codes.
- Factory or master codes provide manager access and enable re-programming.
- Available in black or brushed chrome.

### Specification Tips

- Digital lock installs on Haworth products and fits over existing lock bezel using the included spacer.
- Optional control key fob can be specified separately to manage factory and/or master codes.
- Not applicable on X Series Tug Pedestal.
- User-Programmable (Locker Mode) user programs and codes into lock with each use.
- Facility- Programmed (Station Mode) code programmed for user, same code each use.

### To Order, Specify:

1) Product number, including:

**❶ Keypad Orientation**

- **L** Horizontal, knob left
- **R** Horizontal, knob right
- **T** Vertical, knob top
- **B** Vertical, knob bottom

**❷ Knob Rotation**

- **090** 90 degree
- **180** 180 degree

**❸ Software Option**

- **U** User-programmable (Locker Mode)
- **F** Facility-programmed (Station Mode)

2) Trim color for lock

**Digital Lock Control Key Fob**

| Number | Price |
|---|---|
| HUDF-F | **$602.30** |

HUDF-F

### Features

- Includes one control key fob and CR2032 3-volt lithium battery.
- Provides facility management of factory, master, and user codes, allowing management access and re-programming of digital locks (HUDR).
- Stores an unlimited number of factory and master codes.

### Specification Tip

- Each lock must be programmed to accept key fob before use.

### To Order, Specify:

1) Product number.

# Lock Programs

## Digital Lock Applications

| | Lock Location | HUDR-T180 Knob Top | HUDR-B180 Knob Bottom | HUDR-L180 Knob Left | HUDR-R180 Knob Right | HUDR-T090 Knob Top | HUDR-B090 Knob Bottom | HUDR-L090 Knob Left | HUDR-R090 Knob Right |
|---|---|---|---|---|---|---|---|---|---|
| **A Series** | | | | | | | | | |
| Credenza w/Drawers & Doors | Drawer Front | • | | • | • | | | | |
| **Active Components** | | | | | | | | | |
| Security Drawer | Drawer Front | | | | • | | | | • |
| Suspended Pedestal - Open w/Box Drawer | Drawer Front | | | | • | | | | • |
| Suspended Pedestal - Box/File Drawers | Drawer Front | • | | | • | • | | | • |
| Suspended Ender - Open w/Box Drawer | Drawer Front | | | | • | | | | • |
| Suspended Ender - Box/File Drawer | Drawer Front | • | | | • | • | | | • |
| **Adaptable Overhead Storage Unit** | | | | | | | | | |
| Flipper & Single Slider | | | • | • | • | | | | |
| Hinge | | | • | • | | | | | |
| **Be_Hold Accessory Drawer** | | | | | | | | | |
| Steel Drawer Front | Lower Right of Drawer Front | | | | • | | | | |
| **Be_Hold Stationary Pedestals** | | | | | | | | | |
| 12 Wide w/Steel Drawer | Lower Right of Top Drawer | | | | • | | | | |
| 12 Wide w/Hinged Door on LH Side (LH Unit) | Upper Right of Door Front | • | | | • | | | | |
| 12 Wide w/Hinged Door on RH Side (RH Unit) | Upper Left of Door Front | • | | • | | | | | |
| Box/File & Box/Box/File | Upper Right of Top Drawer | • | | | Q, W | | | | |
| File/File | Upper Right of Top Drawer | • | | | • | | | | |
| **Be_Hold Suspended Pedestal** | | | | | | | | | |
| w/Steel Drawer | Lower Right of Top Drawer | | | | • | | | | |
| Door on LH Side (LH Unit) | Upper Right of Door Front | • | | | • | | | | |
| Door on RH Side (RH Unit) | Upper Left of Door Front | • | | • | | | | | |
| **Be_Hold Mobile Pedestal** | | | | | | | | | |
| 12 Wide w/Steel Drawer | Lower Right of Top Drawer | | | | • | | | | |
| 12 Wide w/Hinged Door on LH Side (LH Unit) | Upper Right of Door Front | • | | | • | | | | |
| 12 Wide w/Hinged Door on RH Side (RH Unit) | Upper Left of Door Front | • | | • | | | | | |
| Box/File & Box/Box/File | Upper Right of Top Drawer | • | | | Q, W | | | | |
| File/File | Upper Right of Top Drawer | • | | | • | | | | |
| **Be_Hold Stationary Lateral Files** | | | | | | | | | |
| Box/File & Box/Box/File, & Cubby/Box/File | Upper Right of Top Drawer | • | | | • | | | | |
| Cubby/File, File/File, & File/File/File | Upper Right of Top Drawer | • | | | • | | | | |
| **Be_Hold Storage Cabinet** | | | | | | | | | |
| 1.5H Double Door | Upper Left of RH Door Front | N, W | | • | | | | | |
| 2H, & 3H Double Door | Upper Left of RH Door Front | • | | • | | | | | |
| 1.5H Door on LH Side (LH Unit) | Upper Right of Door Front | N, W | | | • | | | | |
| 2H, & 3H Door on LH Side (LH Unit) | Upper Right of Door Front | • | | | • | | | | |

| Pull Options | |
|---|---|
| 6 | Patterns |
| 7 | Crescent |
| 8 | Linear |
| 9 | Classic |

| Pull Options | |
|---|---|
| F | Wood Finger Pull |
| K | Aluminum J-Pull |
| Q | Blade |
| W | Wing |
| N | No Pull |

# Lock Programs

Digital Lock Applications

| | Lock Location | HUDR-T180 Knob Top | HUDR-B180 Knob Bottom | HUDR-L180 Knob Left | HUDR-R180 Knob Right | HUDR-T090 Knob Top | HUDR-B090 Knob Bottom | HUDR-L090 Knob Left | HUDR-R090 Knob Right |
|---|---|---|---|---|---|---|---|---|---|
| **Be_Hold Storage Cabinet (cont')** | | | | | | | | | |
| 1.5H Door on RH Side (RH Unit) | Upper Left of Door Front | N, W | | • | | | | | |
| 2H, & 3H Door on RH Side (RH Unit) | Upper Left of Door Front | • | | • | | | | | |
| Double Door 48.5 | Middle Left of RH Door Front | N, W | • | • | | | | | |
| Double Door 57.5/65.5/73.5 | Middle Left of RH Door Front | • | N, W | • | | | | | |
| Double Door 81.5 | Middle Left of RH Door Front | • | • | • | | | | | |
| Door on RH Side (RH Unit) 48.5 | Middle Left of Door Front | N, W | • | • | | | | | |
| Door on LH Side (LH Unit) 48.5 | Middle Right of Door Front | N, W | • | | • | | | | |
| Door on RH Side (RH Unit) 57.5/65.5/73.5 | Middle Left of Door Front | • | N, W | • | | | | | |
| Door on LH Side (LH Unit) 57.5/65.5/73.5 | Middle Right of Door Front | • | N, W | | • | | | | |
| Door on RH Side (RH Unit) 81.5 | Middle Left of Door Front | • | • | • | | | | | |
| Door on LH Side (LH Unit) 81.5 | Middle Right of Door Front | • | • | | • | | | | |
| **Be_Hold Credenza Units** | | | | | | | | | |
| Box/File & Box/Box/File | Upper Right of Top Drawer | • | | | • | | | | |
| File/File | Upper Right of Top Drawer | • | | | • | | | | |
| **Be_Hold Sliding Credenza Units** | | | | | | | | | |
| 1.5H, 2H, & 3H, Sliding Door Units | not available | | | | | | | | |
| **Be_Hold Overhead Storage Units** | | | | | | | | | |
| Hinged Doors | Lower Left of RH Door Front | | • | • | | | | | |
| Sliding Doors | not available | | | | | | | | |
| **Be_Hold Stack Storage Cabinet** | | | | | | | | | |
| Double Door | Bottom Left of RH Door Front | | • | • | | | | | |
| Door on LH Side (LH Unit) | Bottom Right of Door Front | | • | | • | | | | |
| Door on RH Side (RH Unit) | Bottom Left of Door Front | | • | • | | | | | |
| **Be_Hold Personal Storage Tower** | | | | | | | | | |
| 3H Storage Door on RH Unit | Upper LH of Storage Door Front | N, W | | | • | | | | |
| 4H, 5H, & 6H Storage Door on RH Unit | Upper LH of Storage Door Front | • | | | • | | | | |
| 3H Storage Door on LH Unit | Upper RH of Storage Door Front | N, W | | • | | | | | |
| 4H, 5H, & 6H Storage Door on LH Unit | Upper RH of Storage Door Front | • | | • | | | | | |
| Ped Drawer Box/Box/File | Upper Right of Top Drawer | • | | | Q, W | | | | |
| Ped Drawer File/File | Upper Right of Top Drawer | • | | | • | | | | |
| **Be_Hold Personal Storage Tower w/Valet Door** | | | | | | | | | |
| 3H Valet Door on LH Side | Upper RH of Valet Door Front | N, W | | | • | | | | |
| 4H, 5H, & 6H Valet Door on LH Side | Upper RH of Valet Door Front | • | | | • | | | | |
| 3H Valet Door on RH Side | Upper LH of Valet Door Front | N, W | | • | | | | | |

| Pull Options | |
|---|---|
| 6 | Patterns |
| 7 | Crescent |
| 8 | Linear |
| 9 | Classic |

| Pull Options | |
|---|---|
| F | Wood Finger Pull |
| K | Aluminum J-Pull |
| Q | Blade |
| W | Wing |
| N | No Pull |

# Lock Programs

Digital Lock Applications

| | Lock Location | HUDR-T180 Knob Top | HUDR-B180 Knob Bottom | HUDR-L180 Knob Left | HUDR-R180 Knob Right | HUDR-T090 Knob Top | HUDR-B090 Knob Bottom | HUDR-L090 Knob Left | HUDR-R090 Knob Right |
|---|---|---|---|---|---|---|---|---|---|
| **Be_Hold Personal Storage Tower w/Valet Door (cont')** | | | | | | | | | |
| 4H, 5H, & 6H Valet Door on RH Side | Upper LH of Valet Door Front | • | | • | | | | | |
| Ped Drawer Box/Box/File | Upper Right of Top Drawer | • | | | Q, W | | | | |
| Ped Drawer File/File | Upper Right of Top Drawer | • | | | • | | | | |
| **Be_Hold Wardrobe** | | | | | | | | | |
| Door on RH Unit 41.5 | Upper LH of Door Front | N, W | | • | | | | | |
| Door on LH Unit 41.5 | Upper RH of Door Front | N, W | | | • | | | | |
| Door on RH Unit 48.5 | Mid LH of Door Front | N, W | • | • | | | | | |
| Door on LH Unit 48.5 | Mid RH of Door Front | N, W | • | | • | | | | |
| Door on RH Unit 57.5/65.5 | Mid LH of Door Front | • | N, W | • | | | | | |
| Door on LH Unit 57.5/65.5 | Mid RH of Door Front | • | N, W | | • | | | | |
| Shared Storage Wardrobe RH Door 41.5 | Upper LH of Door Front | N, W | | • | | | | | |
| Shared Storage Wardrobe LH Door 41.5 | Upper RH of Door Front | N, W | | | • | | | | |
| Shared Storage Wardrobe RH Door 48.5 | Mid LH of Door Front | N, W | • | • | | | | | |
| Shared Storage Wardrobe LH Door 48.5 | Mid RH of Door Front | N, W | • | | • | | | | |
| Shared Storage Wardrobe RH Door 57.5/65.5 | Mid LH of Door Front | • | N, W | • | | | | | |
| Shared Storage Wardrobe LH Door 57.5/65.5 | Mid RH of Door Front | • | N, W | | • | | | | |
| **Beside** | | | | | | | | | |
| Credenza w/Drawers & Doors | Drawer Front | • | | • | • | | | | |
| **Beside Overhead Storage Unit** | | | | | | | | | |
| Hinged Door, Left-Hand | Top Right | | | | | | • | | • |
| Hinged Door, Right-Hand | Top Left | | | | | | • | • | |
| Sliding Door, Left-Hand | Top Left | | | | | | • | | • |
| Sliding Door, Right-Hand | Top Right | | | | | | • | • | |
| **Beside Pantry** | | | | | | | | | |
| Pantry Door, Left Side | Top Right | • | | | | | | • | |
| Pantry Door, Right Side | Top Left | • | | | | | | | • |
| **Compose Storage Lower Storage-Mobile Pedestals** | | | | | | | | | |
| 1.5H (Box/File) | Top Right | • | | | 6, 7, 8, F | | | | |
| 2H (Box/Box/File & File/File) | Top Right | • | | | 6, 7, 8, F | | | | |
| **Compose Pedestal** | | | | | | | | | |
| 1H (Box/Box) | Top Right | • | | | 6, 7, 8, F | | | | |
| 1.5H (Box/File) | Top Right | • | | | 6, 7, 8, F | | | | |
| 2H (Box/Box/File & File/File) | Top Right | • | | | 6, 7, 8, F | | | | |
| **Compose Lateral Files** | | | | | | | | | |
| 1H | Top Right | | | | | • | | | • |
| 1.5H | Top Right | • | | | • | | | | |
| 2H | Top Right | • | | | • | | | | |
| 3H | Top Right | • | | | • | | | | |
| **Compose Open Shelf Lateral Files** | | | | | | | | | |
| 1.5H | Top Right | | | | | • | | | • |
| 2H | Top Right | | | | | • | | | • |

| Pull Options | |
|---|---|
| 6 | Patterns |
| 7 | Crescent |
| 8 | Linear |
| 9 | Classic |

| Pull Options | |
|---|---|
| F | Wood Finger Pull |
| K | Aluminum J-Pull |
| Q | Blade |
| W | Wing |
| N | No Pull |

# Lock Programs

Digital Lock Applications

| | Lock Location | HUDR-T180 Knob Top | HUDR-B180 Knob Bottom | HUDR-L180 Knob Left | HUDR-R180 Knob Right | HUDR-T090 Knob Top | HUDR-B090 Knob Bottom | HUDR-L090 Knob Left | HUDR-R090 Knob Right |
|---|---|---|---|---|---|---|---|---|---|
| **Compose Combination Units** | | | | | | | | | |
| 2H Left-Hand | Top Right | • | | | 6, 7, 8, F | | | | |
| 2H Right-Hand | Top Right | • | | | 6, 7, 8, F | | | | |
| **Compose Storage Units w/Doors** | | | | | | | | | |
| 1H | Top Left Corner of Right Door | • | | • | | | | | |
| 2H | Top Left Corner of Right Door | • | | • | | | | | |
| 3H | Top Left Corner of Right Door | • | | • | | | | | |
| **Compose Personal Storage Tower w/Side Bookcase** | | | | | | | | | |
| Right-Hand | Top Right of BBF | • | | | 6, 7, 8, F | | | | |
| Left-Hand | Top Right of BBF | • | | | 6, 7, 8, F | | | | |
| **Compose Personal Storage Tower w/Wardrobe — One Unit** | | | | | | | | | |
| RH Wardrobe - Wardrobe Door | Left Edge of Door | • | • | • | | | | | |
| RH Wardrobe - Storage Door | Bottom Right Corner of Door | | • | | • | | | | |
| RH Wardrobe - BBF | Top Right of BBF | • | | | 6, 7, 8, F | | | | |
| LH Wardrobe - Wardrobe Door | Right Edge of Door | • | • | | • | | | | |
| LH Wardrobe - Storage Door | Bottom Left Corner of Door | | • | • | | | | | |
| LH Wardrobe - BBF | Top Right of BBF | • | | | 6, 7, 8, F | | | | |
| **Compose Wardrobes** | | | | | | | | | |
| Wardrobe - Right | | • | • | • | | | | | |
| Wardrobe - Left | | • | • | | • | | | | |
| **Compose Full Height Doors Stack-on Storage** | | | | | | | | | |
| 1H Base Unit | Lower Left Corner of Right Door | | • | • | | | | | |
| 2H Base Unit | Lower Left Corner of Right Door | | • | • | | | | | |
| **Compose Partial Height Doors Stack-On Storage** | | | | | | | | | |
| 1H Base Unit | Lower Left Corner of Right Door | | • | • | | | | | |
| 2H Base Unit | Lower Left Corner of Right Door | | • | • | | | | | |
| **Masters Lower Storage Pedestals & Attached Lateral Files** | | | | | | | | | |
| Attached Pedestal (Box/Box/File & File/File) | Upper Right Drawer Front | • | | | • | | | | |
| Mobile Pedestal (Box/File) | Upper Right Drawer Front | • | | | • | | | | |
| Attached Lateral File (1H, 1.5H & 2H) | Upper Right Drawer Front | • | | | • | | | | |
| **Masters Freestanding Lateral Files (3H, 4H, 5H & 6H)** | | | | | | | | | |
| Freestanding Lateral File (Drawer 3H, 4H, 5H & 6H) | Upper Right Drawer Front (2nd Drawer from Bottom) | • | | | • | | | | |
| Freestanding Lateral File (Upper Doors 5H & 6H only) | Lower Left of RH Door Front | | • | • | | | | | |

| Pull Options | |
|---|---|
| 6 | Patterns |
| 7 | Crescent |
| 8 | Linear |
| 9 | Classic |

| Pull Options | |
|---|---|
| F | Wood Finger Pull |
| K | Aluminum J-Pull |
| Q | Blade |
| W | Wing |
| N | No Pull |

# Lock Programs

## Digital Lock Applications

| | Lock Location | HUDR-T180 Knob Top | HUDR-B180 Knob Bottom | HUDR-L180 Knob Left | HUDR-R180 Knob Right | HUDR-T090 Knob Top | HUDR-B090 Knob Bottom | HUDR-L090 Knob Left | HUDR-R090 Knob Right |
|---|---|---|---|---|---|---|---|---|---|
| **Masters Lower 2-door Storage** | | | | | | | | | |
| 2H Lower Storage | Upper Left of RH Door Front | • | | • | | | | | |
| 3H Lower Storage | Middle Left of RH Door Front | • | • | • | | | | | |
| **Masters Combination Units** | | | | | | | | | |
| Doors | Lower Left of RH Door Front | | • | • | | | | | |
| Drawers | Upper Right of Top Drawer Front | • | | | • | | | | |
| **Masters Wardrobe with Open Storage** | | | | | | | | | |
| Door on LH Side (LH Unit) | Lower Mid RH of Door Front | • | • | | • | | | | |
| Door on RH Side (RH Unit) | Lower Mid LH of Door Front | • | • | • | | | | | |
| **Masters Wardrobe with Closed Storage** | | | | | | | | | |
| 2-Door Unit | Lower Mid of RH Door Front | • | • | • | | | | | |
| **Masters Personal Storage Tower with F/F/F & V** | | | | | | | | | |
| Valet Door on LH Side | Lower Mid RH of Door Front | • | • | | • | | | | |
| Storage Door on RH Side | Lower LH of Door Front | | • | • | | | | | |
| Valet Door on RH Side | Middle Left of Door Front | • | • | • | | | | | |
| Storage Door on LH Side | Lower RH of Door Front | | • | | • | | | | |
| Ped Drawer (The Same Regardless of LH or RH Unit) | Upper Right of Middle Drawer | • | | | • | | | | |
| **Masters Personal Storage Tower with F/F & Valet** | | | | | | | | | |
| Valet Door on LH Side | Middle Right of Door Front | • | • | | • | | | | |
| Storage Door on RH Side | Lower LH of Door Front | | • | • | | | | | |
| Valet Door on RH Side | Middle Left of Door Front | • | • | • | | | | | |
| Storage Door on LH Side | Lower RH of Door Front | | • | | • | | | | |
| Ped Drawer (The Same Regardless of LH or RH Unit) | Upper Right of Top Drawer | • | | | • | | | | |
| **Masters Storage Tower** | | | | | | | | | |
| Storage Door on RH Unit | Lower LH of Door Front | | • | • | | | | | |
| Storage Door on LH Unit | Lower RH of Door Front | | • | | • | | | | |
| Ped Drawer (The Same Regardless of LH or RH Unit) | Upper Right of Top Drawer | • | | | • | | | | |
| **Masters Freestanding Wardrobe Tower** | | | | | | | | | |
| Door on RH Unit | Lower Mid LH of Door Front | • | • | • | | | | | |
| Door on LH Unit | Lower Mid RH of Door Front | • | • | | • | | | | |
| **Masters Credenza Units** | | | | | | | | | |
| Pedestals or Lateral Files | Upper Right of Top Drawer | • | | | • | | | | |
| Closed Storage Units | Upper Left of RH Door Front | • | | • | | | | | |
| **Masters Upper Storage** | | | | | | | | | |
| Vertical Storage Units | Lower Left of RH Door Front | | • | • | | | | | |
| Overhead Storage Units | Lower Left of RH Door Front | | • | • | | | | | |

| Pull Options | |
|---|---|
| 6 | Patterns |
| 7 | Crescent |
| 8 | Linear |
| 9 | Classic |

| Pull Options | |
|---|---|
| F | Wood Finger Pull |
| K | Aluminum J-Pull |
| Q | Blade |
| W | Wing |
| N | No Pull |

# Lock Programs

Digital Lock Applications

| | Lock Location | HUDR-T180 Knob Top | HUDR-B180 Knob Bottom | HUDR-L180 Knob Left | HUDR-R180 Knob Right | HUDR-T090 Knob Top | HUDR-B090 Knob Bottom | HUDR-L090 Knob Left | HUDR-R090 Knob Right |
|---|---|---|---|---|---|---|---|---|---|
| **X Series and V Series** | | | | | | | | | |
| Attached, Suspended, Mobile Pedestals | Lockbar, Right-Hand | | | | • | | | | |
| | Lockbar, Left-Hand (individually locking only) | | | • | | | | | |
| Personal Storage Tower (2H and 3H only) | Top of Tower | | | • | • | | | | |
| Personal Storage Tower Pedestal Section | Lockbar, Right-Hand | | | | • | | | | |
| | Lockbar, Left-Hand (individually locking only) | | | • | | | | | |
| Personal Storage Tower Valet Section | Valet Door, Right-Hand | • | • | • | | | | | |
| | Valet Door, Left-Hand | • | • | | • | | | | |
| Personal Storage Tower Storage Unit Section | Storage Door, Left-Hand | • | • | | • | | | | |
| | Storage Door, Right-Hand | • | • | • | | | | | |
| Locker, Group Locker, Cubby Locker | Left-Hand Door | • | • | | • | | | | |
| | Right-Hand Door | • | • | • | | | | | |
| Lateral File | Top of File | | | • | • | | | | |
| | Drawer Front | • | | • | • | | | | |
| Combination Unit Drawer Section | Top of Unit | | | • | • | | | | |
| Combination Unit Storage Unit Section | Storage Door, Left-Hand | • | • | | • | | | | |
| | Storage Door, Right-Hand | • | • | • | | | | | |
| Combination Unit Valet Section | Valet Door, Left-Hand | • | • | | • | | | | |
| | Valet Door, Right-Hand | • | • | • | | | | | |
| Storage Cabinet and Wardrobe | Top of Cabinet | | | • | • | | | | |
| | Right-Hand Door | • | • | • | | | | | |

| Pull Options | |
|---|---|
| 6 | Patterns |
| 7 | Crescent |
| 8 | Linear |
| 9 | Classic |

| Pull Options | |
|---|---|
| F | Wood Finger Pull |
| K | Aluminum J-Pull |
| Q | Blade |
| W | Wing |
| N | No Pull |

# Lock Programs

Service Parts

**Service Parts**

Service parts for the SL, ML and MLP are available through www.EasyKeys.com; Haworth will not be supplying these products directly.

To order products, dealers must set up an account with Easy Keys.

Easy Key is offering discounts to Haworth dealers. To set-up an account, use the link provided on The Voice - search Easy Keys.

After the account is set up, dealers can order product at the negotiated rate. For future orders, dealers can go directly to www.EasyKeys.com and log in. In order to receive the discounted pricing, dealers must log in with the username and password that was created while setting up the account.

# Finish/Color Legend

## Trim

**Grade A**

Smooth

| | |
|---|---|
| TR-R | Beige |
| TR-AK | Chalk |
| TR-K | Charcoal |
| TR-C1 | Cocoa |
| TR-J | Graphite |
| TR-G | Gray Tone |
| TR-AA | Putty |
| TR-E | Smoke |
| TR-PLS | Smooth Plaster |
| TR-FM | Snow |

Textured

| | |
|---|---|
| TR-TG | Grout |
| TR-TF | Pitch |
| TR-TW | Plaster |

Translucents

| | |
|---|---|
| TR-LQ | Frost |
| TR-LX | Ice |
| TR-LY | Moon |
| TR-LU | Shadow |

**Grade B**

Smooth

| | |
|---|---|
| TR-1C | Accent Blue |
| TR-1E | Accent Orange |
| TR-1G | Blue Jay |
| TR-1R | Brownstone |
| TR-CTS | Chartreuse |
| TR-1N | Night |
| TR-1Q | Park |
| TR-RR | Rusty Red |
| TR-1M | Sable |
| TR-1J | Sky Blue |
| TR-1H | Terra |
| TR-1K | Wren |

Smooth Metallic

| | |
|---|---|
| TR-DM | Dark Bronze Metallic |
| TR-MC | Metallic Champagne |
| TR-LE | Metallic Silver |

Textured Metallic

| | |
|---|---|
| TR-HE | Hellenic |

## Laminate

**Grade A**

Solid Color

| | |
|---|---|
| H-34 | Beige |
| H-AK | Chalk |
| H-8J | Charcoal |
| H-3J | Graphite |
| H-62 | Gray Tone |
| H-WL | Linen |
| H-3P | Platinum |
| H-AA | Putty |
| H-3E | Smoke |

Patterned

| | |
|---|---|
| H-P1 | Linen Casual |
| H-P2 | Linen Classic |
| H-P3 | Linen Crisp |
| H-P4 | Linen Flax |

Wood Grain

| | |
|---|---|
| H-AM | Amber Cherry |
| H-AE | Maple |
| H-AD | Medium Cherry |

**Grade B**

Premium Wood Grain

| | |
|---|---|
| H-KA | Brazilwood |
| H-KG | Columbian Walnut |
| H-KP | Field Elm |
| H-KN | Grey Elm |
| H-KM | Landmark Wood |
| H-KL | Neo Walnut |
| H-KC | New Age Oak |
| H-KR | Phantom Ecru |
| H-KS | Phantom Pearl |
| H-KD | River Cherry |
| H-KE | Sanara |
| H-KF | Williamsburg Cherry |

## Edgeband

Solid Color

| | |
|---|---|
| HP-34 | Beige |
| HP-AK | Chalk |
| HP-8J | Charcoal |
| HP-3J | Graphite |
| HP-62 | Gray Tone |
| HP-WL | Linen |
| HP-3P | Platinum |
| HP-AA | Putty |
| HP-3E | Smoke |

Patterned Edgeband

| | |
|---|---|
| HP-P1 | Linen Casual |
| HP-P2 | Linen Classic |
| HP-P3 | Linen Crisp |
| HP-P4 | Linen Flax |

Wood Grain

| | |
|---|---|
| HP-AM | Amber Cherry |
| HP-KA | Brazilwood |
| HP-KG | Columbian Walnut |
| HP-KP | Field Elm |
| HP-KN | Grey Elm |
| HP-KM | Landmark Wood |
| HP-AE | Maple |
| HP-AD | Medium Cherry |
| HP-KL | Neo Walnut |
| HP-KC | New Age Oak |
| HP-KR | Phantom Ecru |
| HP-KS | Phantom Pearl |
| HP-KD | River Cherry |
| HP-KE | Sanara |
| HP-KF | Williamsburg Cherry |

**Planked Wood**

| | |
|---|---|
| VH-W35 | Walnut |
| VB-W35 | White Oak |

**Painted MDF**

| | |
|---|---|
| PW-R | Beige |
| PW-F | Black |
| PW-AK | Chalk |
| PW-G | Gray Tone |
| PW-PL | Polar |
| PW-RR | Rusty Red |
| PW-1J | Sky Blue |
| PW-SP | Sparrow |
| PW-SY | Stormy |
| PW-ST | Straw |
| PW-1H | Terra |
| PW-VA | Vapor |

**ALERT:** These materials are current, however they are being considered for future obsolescence due to low volume.

**Laminate:**

| | |
|---|---|
| H-EK | Owl Nest |
| H-EA | Robin Nest |

**Trims:**

| | |
|---|---|
| TR-1F | Accent Red |
| TR-AL | Alloy |
| TR-AR | Argent |
| TR-TY | Cement |

**Forest Stewardship Council (FSC) Statement:**

In our continuing support of sustainable forestry and responsible purchasing, Haworth North America is offering FSC certified wood products at no up-charge. By providing FSC certified material, Haworth is supporting our client's green building goals and demonstrating our collective commitment to source materials more sustainably.

Haworth will provide to you the necessary FSC-certified paperwork with your shipment. For more information, FAQs, and a complete FSC product list (including product exceptions), go to the Library and search FSC.

# Index

Products are listed alphabetically in this index by alpha-numeric prefix/suffix codes.


| Product Code | Product Description | Page |
|---|---|---|
| 169BK | Ergotron Keyboard Tray – Keyboard Tray with Mouse Pad | 136 |
| 24-205-214 | Ergotron Neo-Flex Laptop Cart – Ergotron Neo-Flex Laptop Cart | 167 |
| 24-220-055 | Ergotron Teachwell® Mobile Digital Workspace – Ergotron Teachwell® Mobile Digital Workspace | 168 |
| 24-316-026 | Ergotron WorkFit-A — Dual Attached Sit-Stand Workstation – Ergotron WorkFit-A — Dual Attached Sit-Stand Workstation | 153 |
| 24-317-026 | Ergotron WorkFit-A — Single Attached Sit-Stand Workstation – Ergotron WorkFit-A — Single Attached Sit-Stand Workstation | 152 |
| 24-390-026 | Ergotron WorkFit-A — Single Attached Sit-Stand Workstation – Ergotron WorkFit-A — Single Attached Sit-Stand Workstation | 152 |
| 24-391-026 | Ergotron WorkFit-A — Single Attached Sit-Stand Workstation – Ergotron WorkFit-A — Single Attached Sit-Stand Workstation | 152 |
| 24-392-026 | Ergotron WorkFit-A — Dual Attached Sit-Stand Workstation – Ergotron WorkFit-A — Dual Attached Sit-Stand Workstation | 153 |
| 24-481-003 | Ergotron LearnFit – LearnFit Desk | 169 |
| 24-547-003 | Ergotron LearnFit – LearnFit Desk | 169 |
| 33-341-200 | Ergotron WorkFit-S — Dual Attached Sit-Stand Workstation – Ergotron WorkFit-S — Dual Attached Sit-Stand Workstation | 155 |
| 33-349-200 | Ergotron WorkFit-S — Dual Attached Sit-Stand Workstation – Ergotron WorkFit-S — Dual Attached Sit-Stand Workstation | 155 |
| 33-349-211 | Ergotron WorkFit-S — Dual Attached Sit-Stand Workstation – Ergotron WorkFit-S — Dual Attached Sit-Stand Workstation | 155 |
| 33-350-200 | Ergotron WorkFit-S — Single Attached Sit-Stand Workstation – Ergotron WorkFit-S — Single Attached Sit-Stand Workstation | 154 |
| 33-351-200 | Ergotron WorkFit-S — Single Attached Sit-Stand Workstation – Ergotron WorkFit-S — Single Attached Sit-Stand Workstation | 154 |
| 33-397-062 | Ergotron WorkFit-T — Desktop Sit-Stand Workstation – Ergotron WorkFit-T — Desktop Sit-Stand Workstation | 157 |
| 33-397-085 | Ergotron WorkFit-T — Desktop Sit-Stand Workstation – Ergotron WorkFit-T — Desktop Sit-Stand Workstation | 157 |
| 33-406-062 | Ergotron WorkFit-TL — Desktop Sit-Stand Workstation – Ergotron WorkFit-TL — Desktop Sit-Stand Workstation | 158 |
| 33-406-085 | Ergotron WorkFit-TL — Desktop Sit-Stand Workstation – Ergotron WorkFit-TL — Desktop Sit-Stand Workstation | 158 |
| 33-407-062 | Ergotron WorkFit-SR — Dual Attached Sit-Stand Workstation – Ergotron WorkFit-SR — Dual Attached Sit-Stand Workstation | 156 |
| 33-407-085 | Ergotron WorkFit-SR — Dual Attached Sit-Stand Workstation – Ergotron WorkFit-SR — Dual Attached Sit-Stand Workstation | 156 |
| 33-418-085 | Ergotron WorkFit-TL — Desktop Sit-Stand Workstation – Ergotron WorkFit-TL — Desktop Sit-Stand Workstation | 158 |
| 45-174-300 | Ergotron Monitor Arms – Neo-Flex | 149 |
| 45-214-026 | Ergotron Monitor Arms – Single Arm | 147 |
| 45-235-194 | Ergotron Monitor Arms – Neo-Flex Extend | 149 |
| 45-241-026 | Ergotron Monitor Arms – Single Arm | 140 |
| 45-241-224 | Ergotron Monitor Arms – Single Arm | 140 |
| 45-245-026 | Ergotron Monitor Arms – Dual Arm | 140 |
| 45-245-224 | Ergotron Monitor Arms – Dual Arm | 140 |
| 45-248-026 | Ergotron Monitor Arms – Dual Arm | 140 |
| 45-289-026 | Ergotron Monitor Arm Accessories – LX Extension | 145 |
| 45-295-026 | Ergotron Monitor Arms – Single Arm | 140 |
| 45-306-101 | Ergotron Monitor Arm Accessories – Under Mount C-Clamp for LX Desk Mount Single, LX Dual Direct, and MXV Monitor Arms | 150 |
| 45-306-101 | Ergotron Monitor Arms – Neo-Flex Tablet | 149 |
| 45-360-026 | Ergotron Monitor Arm – Single Arm | 142 |
| 45-362-026 | Ergotron Monitor Arm Accessories – LX Sit-to-Stand Extension | 145 |
| 45-384-026 | Ergotron Monitor Arm – Single Arm | 142 |
| 45-405-026 | Ergotron WorkFit LX - Sit-Stand Desk Mount System – Ergotron WorkFit LX - Sit-Stand Desk Mount System | 159 |
| 45-475 | Ergotron Monitor Arms – Single Arm | 138 |
| 45-476 | Ergotron Monitor Arms – Dual Arm | 138 |
| 45-478 | Ergotron Monitor Arms – Single Arm | 138 |
| 45-479 | Ergotron Monitor Arms – Dual Arm | 138 |
| 45-486 | Ergotron Monitor Arm – Single Arm | 146 |
| 45-489 | Ergotron Monitor Arm – Dual Direct Arm | 143 |
| 45-490-216 | Ergotron Monitor Arms – Single Arm | 140 |
| 45-491-216 | Ergotron Monitor Arms – Dual Arm | 140 |
| 45-492-216 | Ergotron Monitor Arms – Dual Arm | 140 |
| 45-492-224 | Ergotron Monitor Arms – Dual Arm | 140 |
| 45-496 | Ergotron Monitor Arm – Dual Arm | 146 |
| 45-509-216 | Ergotron Monitor Arm – LX Dual Stacking Arm - Tall Pole Monitor Arm | 141 |
| 45-537-216 | Ergotron Monitor Arms – Single Arm | 140 |

# Index


| Product Code | Product Description | Page |
|---|---|---|
| 45-549-026 | Ergotron Monitor Arm – LX Dual Stacking Arm - Tall Pole Monitor Arm | 141 |
| 4TJC-72 | Wire Management – J-Channel | 208 |
| 60-589-060 | Ergotron Monitor Arm Accessories – Monitor Quick Release LCD Bracket | 148 |
| 7031-7001 | Information Display – Planes Markerboard Accessories – Markerboard Accessories | 178 |
| 7031-7002 | Information Display – Planes Markerboard Accessories – Markerboard Accessories | 178 |
| 7062-8001 | Information Display – Planes Markerboard Accessories – Markerboard Accessories | 178 |
| 80-063 | Ergotron CPU Holder – Small CPU Holder | 137 |
| 80-105-064 | Ergotron CPU Holder – Cable CPU Holder | 137 |
| 97-468 | Ergotron CPU Holder – Universal CPU Holder | 137 |
| 97-558-200 | Ergotron WorkFit — Accessories – Tablet/Document Holder | 161 |
| 97-581-019 | Ergotron WorkFit — Accessories – Worksurface | 161 |
| 97-582-009 | Ergotron Keyboard Tray – Neo-Flex Keyboard Tray | 136 |
| 97-606 | Ergotron WorkFit — Accessories – Conversion Kit Single HD to Dual | 160 |
| 97-615 | Ergotron WorkFit — Accessories – Tall-User Kit for WorkFit Dual | 162 |
| 97-616 | Ergotron WorkFit — Accessories – Conversion Kit: LCD & Laptop to Dual | 162 |
| 97-617 | Ergotron WorkFit — Accessories – Conversion Kit: Dual to LCD & Laptop | 162 |
| 97-620-060 | Ergotron WorkFit — Anti-Fatigue Floor Mat – Ergotron WorkFit — Anti-Fatigue Floor Mat | 166 |
| 97-649-085 | Ergotron WorkFit — Accessories – Grommet Mount | 161 |
| 97-653 | Ergotron WorkFit — Accessories – Large Keyboard Tray | 161 |
| 97-692 | Ergotron WorkFit — Accessories – Grommet Mount | 160 |
| 97-774-003 | Ergotron Monitor Arm Accessories – LX One-Stop Rotational Control Kit | 144 |
| 97-783 | Ergotron Monitor Arm – Dual Monitor and Handle Kit | 148 |
| 97-844 | Ergotron Monitor Arm Accessories – LX Pole Collar | 145 |
| 97-845 | Ergotron Monitor Arm Accessories – Tall-User Kit for Single Display | 165 |
| 97-897 | Ergotron WorkFit — Accessories – Deep Keyboard Tray | 163 |
| 97-898 | Ergotron WorkFit — Accessories – Corner Keyboard Tray | 163 |
| 97-926-064 | Ergotron LearnFit – Storage Bin | 169 |
| 97-933-062 | Ergotron WorkFit — Accessories – WorkFit LCD & Laptop Kit | 164 |
| 97-933-085 | Ergotron WorkFit — Accessories – WorkFit LCD & Laptop Kit | 164 |
| 97-934-062 | Ergotron WorkFit — Accessories – WorkFit Dual Monitor Kit | 164 |
| 97-934-085 | Ergotron WorkFit — Accessories – WorkFit Dual Monitor Kit | 164 |
| 97-935-062 | Ergotron WorkFit — Accessories – WorkFit Single LCD Monitor Kit | 164 |
| 97-935-085 | Ergotron WorkFit — Accessories – WorkFit Single LCD Monitor Kit | 164 |
| 97-940-026 | Ergotron Monitor Arm Accessories – LX Arm, Extension and Collar Kit | 145 |
| 98-009-026 | Ergotron Monitor Arms – HX Triple Monitor Bow Kit | 139 |
| 98-009-216 | Ergotron Monitor Arms – HX Triple Monitor Bow Kit | 139 |
| 98-017 | Ergotron Monitor Arm Accessories – Grommet Mount for LX Arm on WorkFit-T/TL | 151 |
| 98-034 | Ergotron Monitor Arm Accessories – Grommet Mount for LX Single and Dual Direct Arms | 151 |
| 98-035 | Ergotron Monitor Arm Accessories – Grommet Mount for LX Dual Arm | 151 |
| 98-037-062 | Ergotron Monitor Arm – Dual Direct Handle Kit | 143 |
| 98-060-003 | Ergotron Monitor Arm Accessories – LX Two-Stop Rotational Control Kit | 144 |
| 98-081 | Ergotron Monitor Arm Accessories – Under Mount C-Clamp for use with HX Arms | 150 |
| 98-082 | Ergotron Monitor Arm Accessories – Under Mount C-Clamp for LX Dual Side-by-Side, LX Dual Stacking, LX Desk Mount Tall Pole | 150 |
| 98-083 | Ergotron Monitor Arm Accessories – Under Mount C-Clamp for LX Desk Mount Single, LX Dual Direct, and MXV Monitor Arms | 150 |
| 98-101-009 | Ergotron Monitor Arm Accessories – Dual Monitor Double- Hinged Bow | 165 |
| 98-110 | Ergotron Monitor Arm Accessories – Grommet Mount for MXV Single Monitor Arm | 151 |
| 98-111 | Ergotron Monitor Arm Accessories – Grommet Mount for MXV Dual Monitor Arm | 151 |
| 98-130-216 | Ergotron Monitor Arm Accessories – LX Arm, Extension and Collar Kit | 145 |
| 98-236-009 | Ergotron Monitor Arm Accessories – Under Mount C-Clamp for LX Dual Side-by-Side, LX Dual Stacking, LX Desk Mount Tall Pole | 150 |
| KU5M-2NNK | Monitor Arms — Haworth – Adjustable Post Arm – for Use with Reside Desking | 201 |
| CH-8 | Workstation Accessories – UniGroup All-Purpose Hook | 240 |
| CK-3 | Lock Programs – HW Control Key | 247 |
| DBKP-S | Work Tools – File Master Kit | 236 |

# Index


| Product Code | Product Description | Page |
|---|---|---|
| DBKS-S | Work Tools – Mini Master Kit | 236 |
| DBKT-S | Work Tools – Task Master Kit | 236 |
| DM12-1006-1 | Ergotron Zip 12 Charging – Ergotron Zip 12 Charging | 170 |
| DMSP | Work Tools – Mini Shelf | 233 |
| DPKP-S | Work Tools – File Master Kit | 236 |
| DPKS-S | Work Tools – Mini Master Kit | 236 |
| DPKT-S | Work Tools – Task Master Kit | 236 |
| DPKY-1 | Work Tools – Pile Master Kit | 235 |
| DS-3 | Workstation Accessories – Shallow Drawer | 238 |
| DTAR-3 | Work Tools – Personal Shelf Bracket | 234 |
| DTBS-3 | Work Tools – Phone Shelf Bracket | 234 |
| DTES-3 | Work Tools – Personal Shelf | 234 |
| DTGK-3 | Work Tools – Gooseneck Kit | 233 |
| DTHT-1 | Work Tools – Tote Strap | 233 |
| DTLS-2 | Work Tools – Letter Tray Stacking Kit | 235 |
| DTLT-2 | Work Tools – Letter Tray | 235 |
| DTPR-3 | Work Tools – Paper Sorter | 232 |
| DTPT-3 | Work Tools – Phone Shelf | 234 |
| DTRB | Work Tools – Waste Bin | 235 |
| DTSB-1 | Work Tools – Letter Tray Stacking Bracket | 235 |
| DTSB-3 | Work Tools – Binder Bin | 232 |
| DTTE-3 | Work Tools – Tote | 233 |
| DTTH-3 | Work Tools – Tote | 233 |
| DTTS-12 | Work Tools – Tack Strip | 232 |
| DTTS-24 | Work Tools – Tack Strip | 232 |
| DTWC-2 | Work Tools – Tool Cup | 232 |
| E2CH-8 | Workstation Accessories – UniGroup Too All Purpose Hook | 240 |
| EAAW-0000-H | Wire Management – Cable Chain | 207 |
| EUA1-0610-PFC | Electrical Components – Hatch | 68 |
| EUA1-0610-PFN | Electrical Components – Hatch | 68 |
| EUA1-0610-PFT | Electrical Components – Hatch | 68 |
| EUAM-0000 | Wire Management – Conduit Clamp | 208 |
| EUAW-0000-NHS | Wire Management – Cord Manager — Mesh | 207 |
| EUAW-3100-NV | Wire Management – Vertical Cable Chain | 207 |
| EUAW-4000-V | Wire Management – Compose Connections Cable Chain | 207 |
| EUAW-NH | Wire Management – Wire Manager — Horizontal | 209 |
| EUB1-HL0B-2100 | Electrical Components – Flush Mounted Power — Hardwire | 39 |
| EUB1-HL0B-2110 | Electrical Components – Flush Mounted Power — Hardwire | 39 |
| EUB1-HL0B-2112 | Electrical Components – Flush Mounted Power — Hardwire | 39 |
| EUB1-PL0B-2100 | Electrical Components – Flush Mounted Power — Corded | 35 |
| EUB1-PL0B-2110 | Electrical Components – Flush Mounted Power — Corded | 35 |
| EUB1-PL0B-2112 | Electrical Components – Flush Mounted Power — Corded | 35 |
| EUB1-PL0B-4000 | Electrical Components – Flush Mounted Power — Corded | 35 |
| EUB1-SF0B-2100 | Electrical Components – Flush Mounted Power — Spiral Cord for Height Adjustable | 43 |
| EUB1-SF0B-2110 | Electrical Components – Flush Mounted Power — Spiral Cord for Height Adjustable | 43 |
| EUB1-SF0B-2112 | Electrical Components – Flush Mounted Power — Spiral Cord for Height Adjustable | 43 |
| EUB1-SF0B-4000 | Electrical Components – Flush Mounted Power — Spiral Cord for Height Adjustable | 43 |
| EUB1-SL0B-2100 | Electrical Components – Flush Mounted Power — Cord for Height Adjustable | 46 |
| EUB1-SL0B-2110 | Electrical Components – Flush Mounted Power — Cord for Height Adjustable | 46 |
| EUB1-SL0B-2112 | Electrical Components – Flush Mounted Power — Cord for Height Adjustable | 46 |
| EUB1-SL0B-4000 | Electrical Components – Flush Mounted Power — Cord for Height Adjustable | 46 |
| EUC1-HF0P-200000 | Electrical Components – Power, Data and USB | 99 |
| EUC1-HF0P-210010 | Electrical Components – Power, Data and USB | 99 |

# Index


| Product Code | Product Description | Page |
|---|---|---|
| EUC1-HF0P-311010 | Electrical Components – Power, Data and USB | 99 |
| EUC1-PF0P-200000 | Electrical Components – Power, Data and USB | 91 |
| EUC1-PF0P-210010 | Electrical Components – Power, Data and USB | 91 |
| EUC1-PF0P-311010 | Electrical Components – Power, Data and USB | 91 |
| EUC1-PF0P-400000 | Electrical Components – Power, Data and USB | 91 |
| EUC2-HF0P-210010 | Electrical Components – Power, Data and USB | 103 |
| EUC2-HF0P-311010 | Electrical Components – Power, Data and USB | 103 |
| EUC2-PF0P-210010 | Electrical Components – Power, Data and USB | 95 |
| EUC2-PF0P-311010 | Electrical Components – Power, Data and USB | 95 |
| EUC2-PF0P-400000 | Electrical Components – Power, Data and USB | 95 |
| EUCN-PJ | Electrical Components – Collaborative Power Station | 27 |
| EUD1-HF0B-2010 | Electrical Components – Enhanced Power Module — Hardwire | 78 |
| EUD1-HF0B-2110 | Electrical Components – Enhanced Power Module — Hardwire | 78 |
| EUD1-HF0B-2112 | Electrical Components – Enhanced Power Module — Hardwire | 78 |
| EUD1-PF0B-2010 | Electrical Components – Enhanced Power Module — Corded | 72 |
| EUD1-PF0B-2110 | Electrical Components – Enhanced Power Module — Corded | 72 |
| EUD1-PF0B-2112 | Electrical Components – Enhanced Power Module — Corded | 72 |
| EUD1-PF0B-4000 | Electrical Components – Enhanced Power Module — Corded | 72 |
| EUD1-SF0B-2110 | Electrical Components – Enhanced Power Module — Spiral Corded — Height Adjustable | 83 |
| EUD1-SF0B-4000 | Electrical Components – Enhanced Power Module — Spiral Corded — Height Adjustable | 83 |
| EUD1-SL0B-2110 | Electrical Components – Enhanced Power Module — Cord for Height Adjustable | 84 |
| EUD1-SL0B-4000 | Electrical Components – Enhanced Power Module — Cord for Height Adjustable | 84 |
| EUDB-0000-A | Electrical Components – For use with Suite Technology Access Blotter and Utility Cabinet | 90 |
| EUDB-0000-B | Electrical Components – For use with Suite Lower Storage – Mounts to the Inner Back of the Cabinet | 89 |
| EUDB-0000-C | Electrical Components – For use with Suite Lower Storage – Mounts to Storage Top | 89 |
| EUDB-0000-H | Electrical Components – Above Worksurface – Adjustable | 85 |
| EUDB-0000-N | Electrical Components – Above Worksurface – Adjustable | 85 |
| EUDB-0000-SB | Electrical Components – For Use with Side Car — Basic | 87 |
| EUDB-0000-SD | Electrical Components – For Use with Side Car — Deluxe | 87 |
| EUDB-0000-T | Electrical Components – Above Worksurface – Adjustable with Tackboard Offset | 86 |
| EUDB-0000-U | Electrical Components – Under Worksurface – Fixed | 86 |
| EUDB-0000-W | Electrical Components – Above Worksurface – Fixed | 86 |
| EUDB-J | Electrical Components – For Use with X Series | 88 |
| EUDX-3000-B | Electrical Components – Cables | 135 |
| EUDX-H000-B | Electrical Components – Cables | 135 |
| EUDX-U000-B | Electrical Components – Retrofit USB Charging Cable | 135 |
| EUDX-V000-B | Electrical Components – Cables | 135 |
| EUE1-000B | Electrical Components – Flip Top Unit — Non-Powered | 108 |
| EUE1-1111W | Electrical Components – Power and Data | 107 |
| EUE1-1331W | Electrical Components – Power and Data | 107 |
| EUE1-1B01W | Electrical Components – Power and Data | 107 |
| EUE1-C331W | Electrical Components – Power and Data | 107 |
| EUE1-HF0B-1212 | Electrical Components – Power, Data and USB | 122 |
| EUE1-HF0B-2110 | Electrical Components – Power, Data and USB | 122 |
| EUE1-PF0B-1212 | Electrical Components – Power, Data and USB | 110 |
| EUE1-PF0B-2110 | Electrical Components – Power, Data and USB | 110 |
| EUE1-PF0B-4000 | Electrical Components – Power, Data and USB | 110 |
| EUE2-000B | Electrical Components – Flip Top Unit — Non-Powered | 108 |
| EUE2-1331W | Electrical Components – Power and Data | 107 |
| EUE2-C331W | Electrical Components – Power and Data | 107 |
| EUE2-HF0B-1212 | Electrical Components – Power, Data and USB | 128 |
| EUE2-HF0B-2110 | Electrical Components – Power, Data and USB | 128 |
| EUE2-PF0B-1212 | Electrical Components – Power, Data and USB | 116 |

# Index


| Product Code | Product Description | Page |
|---|---|---|
| EUE2-PF0B-2110 | Electrical Components – Power, Data and USB | 116 |
| EUE2-PF0B-4000 | Electrical Components – Power, Data and USB | 116 |
| EUET-0000-1M3N | Electrical Components – Power Tap — Corded Horizontal and Vertical | 67 |
| EUET-0030-2M3N | Electrical Components – Power Tap — Horizontal | 65 |
| EUET-0030-2M3N | Electrical Components – Power Tap — Vertical | 66 |
| EUET-0030-3M3N | Electrical Components – Power Tap — Horizontal | 65 |
| EUET-0030-3M3N | Electrical Components – Power Tap — Vertical | 66 |
| EUET-0030-4M3N | Electrical Components – Power Tap — Horizontal | 65 |
| EUET-0030-4M3N | Electrical Components – Power Tap — Vertical | 66 |
| EUET-0030-CM3N | Electrical Components – Power Tap — Hardwire | 67 |
| EUF1 | Electrical Components – Classic Power Module | 28 |
| EUFB-0000-AB | Electrical Components – Classic Power Module Bracket - Angled | 29 |
| EUFB-0000-SB | Electrical Components – Classic Power Module Bracket - Vertical Bracket | 29 |
| EUFB-0000-UB | Electrical Components – Classic Power Module Bracket - Under Surface | 29 |
| EUG1 | Grommets – Flip Top Unit — Hatch | 172 |
| EUMC-0201 | Electrical Components – Mounting Clip for Flip Top Unit | 133 |
| EUP1-HF | Electrical Components – Flush Mounted — Round | 70 |
| EUP1-PF | Electrical Components – Flush Mounted — Round | 70 |
| EURT-0000-N001CB | Electrical Components – Data Bezel | 71 |
| EURT-0000-N001CW | Electrical Components – Data Bezel | 71 |
| EURT-0000-N001SB | Electrical Components – Data Bezel | 71 |
| EURT-0000-N001SW | Electrical Components – Data Bezel | 71 |
| EURT-0072-1010 | Electrical Components – Bezel Utility Module | 71 |
| EURT-0072-1100 | Electrical Components – Bezel Utility Module | 71 |
| EUS1-HL0B | Electrical Components – Seamless Enhanced Power Module | 31 |
| EUS1-HL0W | Electrical Components – Seamless Enhanced Power Module | 31 |
| EUS1-PF0B | Electrical Components – Seamless Enhanced Power Module | 31 |
| EUS1-PF0W | Electrical Components – Seamless Enhanced Power Module | 31 |
| EUWC-HL0B | Electrical Components – Wireless Charging Module | 134 |
| EUWC-HL0W | Electrical Components – Wireless Charging Module | 134 |
| EUWC-PF0B | Electrical Components – Wireless Charging Module | 134 |
| EUWC-PF0W | Electrical Components – Wireless Charging Module | 134 |
| EWCA | Electrical Components – 4-Port and 6-Port | 52 |
| EWCB | Electrical Components – 4-Port and 6-Port | 52 |
| EWCG-3A1D-NPSCBNCW | Electrical Components – Flush Mount Power Module with Sliding Door – 4-Port and 6-Port Narrow – Hardwire | 60 |
| EWCG-3A1D-NPSCBNSF | Electrical Components – Flush Mount Power Modular with Sliding Door — Spiral Corded – Height Adjustable | 56 |
| EWCG-3A1D-NPSCBNSL | Electrical Components – Flush Mount Power Modular with Sliding Door — Corded – Height Adjustable | 58 |
| EWCG-3A3E-NPSCBNCW | Electrical Components – Flush Mount Power Module with Sliding Door – 4-Port and 6-Port Narrow – Hardwire | 60 |
| EWCG-3A3E-NPSCBNSF | Electrical Components – Flush Mount Power Modular with Sliding Door — Spiral Corded – Height Adjustable | 56 |
| EWCG-3A3E-NPSCBNSL | Electrical Components – Flush Mount Power Modular with Sliding Door — Corded – Height Adjustable | 58 |
| EWCG-4RNN-NPSCBNSF | Electrical Components – Flush Mount Power Modular with Sliding Door — Spiral Corded – Height Adjustable | 56 |
| EWCG-4RNN-NPSCBNSL | Electrical Components – Flush Mount Power Modular with Sliding Door — Corded – Height Adjustable | 58 |
| HCH-0008 | Workstation Accessories – PLACES All-Purpose Hook | 240 |
| HCH-0008-W | Workstation Accessories – PLACES All-Purpose Hook — For Low Profile Wood Top Cap Panels | 240 |
| HCPL-COT1-07 | Lighting — Haworth Collection – Table Light | 187 |
| HCPL-COT2-15 | Lighting — Haworth Collection – Table Light with Small Panel | 187 |
| HCPL-COT3-30 | Lighting — Haworth Collection – Table Light with Large Panel | 187 |
| HCPL-GFT1-13 | Lighting — Haworth Collection – Table Light | 188 |
| HCPL-SLF1-47 | Lighting — Haworth Collection – Floor Light | 195 |
| HCPL-SLSV-4BP | Lighting — Haworth Collection – Base Pads | 195 |
| HCPL-SLT1-17 | Lighting — Haworth Collection – Table Light | 195 |
| HCPL-TTF1-60 | Lighting — Haworth Collection – Floor Light | 196 |
| HCPL-TTT1-14 | Lighting — Haworth Collection – Table Light | 196 |

# Index


| Product Code | Product Description | Page |
|---|---|---|
| HCPL-TTT2-21 | Lighting — Haworth Collection – Table Light | 196 |
| HCPL-TTT3-27 | Lighting — Haworth Collection – Table Light | 196 |
| HCPL-UMT2-11 | Lighting — Haworth Collection – Audio Lantern | 197 |
| HKMP-1 | Adjustable Keyboard Pads – Boogie Board Mouse Pad | 25 |
| HKTC-M | Adjustable Keyboard Pads – Boogie Board Keyboard Tray with Palm Rest and Integrated Mouse Pad | 25 |
| HKTC-N | Adjustable Keyboard Pads – Boogie Board Keyboard Tray with Palm Rest | 25 |
| HKTE-M | Adjustable Keyboard Pads – Boogie Board Keyboard Tray with Palm Rest and Integrated Mouse Pad | 25 |
| HKTE-N | Adjustable Keyboard Pads – Boogie Board Keyboard Tray with Palm Rest | 25 |
| HUDF-F | Lock Programs – Digital Lock Control Key Fob | 248 |
| HUDR-B | Lock Programs – Digital Lock | 248 |
| HUDR-L | Lock Programs – Digital Lock | 248 |
| HUDR-R | Lock Programs – Digital Lock | 248 |
| HUDR-T | Lock Programs – Digital Lock | 248 |
| HWKB-1 | Lock Programs – HW Key Blank | 247 |
| HWMK-1 | Lock Programs – HW Master Key | 247 |
| HWSK | Lock Programs – HW Replacement Keys | 247 |
| HW-SVC | Lock Programs – HW Plugs and Keys | 247 |
| JAC-18 | Workstation Accessories – Pencil Drawer | 238 |
| JAG-1 | Planes Accessories – Grommets | 171 |
| JAG-2 | Planes Accessories – Grommets | 171 |
| JRPY-3948 | Recycling Solutions | 204 |
| KAIB-0040 | Information Display – Information Boards | 175 |
| KAIC-0000 | Information Display – Horizontal Wall Rail End Caps | 176 |
| KAIE-0029 | Information Display – Standard Easel | 173 |
| KAIE-0072 | Information Display – Large Easel | 174 |
| KAIH-0000 | Planes Information Display – Boards and Accessories – Wall Cleat for Information Boards | 175 |
| KAIW-0096 | Planes Information Display – Boards and Accessories – Horizontal Wall Rail for Information Boards | 175 |
| KDV | Storage Accessories – Dividers | 206 |
| KFI-00XX-B | Storage Accessories – Drawer Insert | 205 |
| KJFI-00XX-D | Storage Accessories – Drawer Insert | 205 |
| KJTY-10 | Storage Accessories – Personal Tray | 206 |
| KJTY-12 | Storage Accessories – PDA Tray | 206 |
| KJTY-9 | Storage Accessories – Pencil Tray | 206 |
| KU1A-0017 | Adjustable Keyboard Pads – Locking Tilt AKP | 21 |
| KU1C | CPU Holders – Fixed Mount CPU Holder – Vertical | 26 |
| KU1C | CPU Holders – Fixed Mount CPU Holder – Horizontal | 26 |
| KU1D-0000 | Workstation Accessories – Adjustable Document Holder | 239 |
| KU1F-0000 | Workstation Accessories – Adjustable Footrest | 239 |
| KU2A-0017 | Adjustable Keyboard Pads – Dial Tilt AKP | 21 |
| KU2C-L | CPU Holders – Adjustable CPU Holder | 26 |
| KU3A-0023 | Adjustable Keyboard Pads – Dial Tilt AKP - Extended Arm | 22 |
| KU4A-0023 | Adjustable Keyboard Pads – Sit-to-Stand AKP | 22 |
| KU5A | Adjustable Keyboard Pads – Thin Profile AKP | 24 |
| KU5M-1NNB | Monitor Arms — Haworth – Adjustable Post Arm – for Use with Intuity Benching | 200 |
| KU5M-1NNK | Monitor Arms — Haworth – Adjustable Post Arm – for Use with Reside Desking | 201 |
| KU5M-1NNN | Monitor Arms — Haworth – Adjustable Post Arm | 199 |
| KU5M-2NNB | Monitor Arms — Haworth – Adjustable Post Arm – for Use with Intuity Benching | 200 |
| KU5M-2NNK | Monitor Arms — Haworth – Adjustable Post Arm – for Use with Reside Desking | 201 |
| KU5M-2NNN | Monitor Arms — Haworth – Adjustable Post Arm | 199 |
| KU6M-1NNB | Monitor Arms — Haworth – Extend Arm – For Use with Intuity Benching | 200 |
| KU6M-1NNK | Monitor Arms — Haworth – Extend Arm — For Use with Reside Desking | 201 |
| KU6M-1NNN | Monitor Arms — Haworth – Extend Arm | 199 |
| KU6M-2NNB | Monitor Arms — Haworth – Extend Arm – For Use with Intuity Benching | 200 |

# Index


| Product Code | Product Description | Page |
|---|---|---|
| KU6M-2NNK | Monitor Arms — Haworth – Extend Arm — For Use with Reside Desking | 201 |
| KU6M-2NNN | Monitor Arms — Haworth – Extend Arm | 199 |
| KU6T | Monitor Arms — Haworth – iPad Attachment | 202 |
| KUAH-0002 | Work Tools – Magnet Hooks | 237 |
| KUAH-0003 | Work Tools – Magnet Hook | 237 |
| KUAK | Work Tools – Accessory Kit | 231 |
| KUAM-0411 | Work Tools – Magnet Board | 237 |
| KUAM-0518 | Work Tools – Magnet Board | 237 |
| KUAP-0000 | Work Tools – Round Peg Magnets | 237 |
| KUAR-0403 | Work Tools – Mirror | 237 |
| KUBL-2030-FJ | Work Tools – Blotter | 231 |
| KUBT | Work Tools – Base Tray | 229 |
| KUCU-0915-BNN | Work Tools – Open C Cubby | 228 |
| KUCU-1215-BNS | Work Tools – Open C Cubby | 228 |
| KUDP-2420 | Workstation Accessories – Pencil + Drawer | 238 |
| KUHS-0000-H | Work Tools – Hanging Sorter | 230 |
| KULS | Work Tools – Desk Top L-Screen | 229 |
| KUP1-0000-CSN | Work Tools — Mounting – Tool Rail — Single Post — C-Clamp or Thru-mount | 217 |
| KUP1-0000-USN | Work Tools — Mounting – Tool Rail — Single Post — L-Bracket Mount | 219 |
| KUP2-0000-UBI | Work Tools — Mounting – Tool Rail — Single Post Internal/Benching | 223 |
| KUPT-0913-F | Work Tools – Paper Tray — Landscape | 230 |
| KUPT-0913-H | Work Tools – Paper Tray — Landscape | 230 |
| KUPY | Work Tools — Mounting – Slat, Wall Mount | 214 |
| KUR1-0424-PZN | Work Tools — Mounting – Single Side | 215 |
| KUR1-1224-CSN | Work Tools — Mounting – Tool Rail — Horizontal Surface Mount C-Clamp or Thru-Mount | 216 |
| KUR1-1224-USE | Work Tools — Mounting – Tool Rail — Single Sided Continuous Benching End | 220 |
| KUR1-1224-USI | Work Tools — Mounting – Tool Rail — Internal Single Sided Continuous Benching Application | 222 |
| KUR1-1224-USN | Work Tools — Mounting – Tool Rail — Under Horizontal Surface Mount — L-Bracket | 218 |
| KUR2-1224-UBE | Work Tools — Mounting – Tool Rail — Double-Sided Continuous Benching End Application Only | 221 |
| KUR2-1224-UBI | Work Tools — Mounting – Tool Rail — Internal Continuous Benching Application Only | 223 |
| KURB | Recycling Solutions – Recycling/Trash Bin | 204 |
| KURD | Recycling Solutions – Recycle Bin Carriage | 204 |
| KURS | Work Tools – Desk Top Reference Shelf | 229 |
| KURS-0010-H | Work Tools – Reference Shelves | 231 |
| KURS-0012-B | Work Tools – Reference Shelves | 231 |
| KURS-0019-H | Work Tools – Reference Shelves | 231 |
| KUSH-0408-H | Work Tools – Mini Shelf | 230 |
| KUSR | Work Tools – Screen Rail | 228 |
| KUTB | Work Tools – Structural Screen Tile | 227 |
| KUTC-0000-H | Work Tools – Tool Cup | 230 |
| KUTS-E | Work Tools – Territory Screen — End-of Run | 224 |
| KUTS-L | Work Tools – Territory L-Screen | 225 |
| KUTS-S | Work Tools – Territory Screen — Shared | 224 |
| KUWH-0202 | Workstation Accessories – Bag Hook | 241 |
| KWT | Wire Management – Wire Management Trough | 209 |
| KZTB | Work Tools – Belong Systems Tile — External Mount for use with Compose Panels | 227 |
| LBJ1 | Lighting — Haworth Collection – Freestanding Lighting | 184 |
| LBJ2 | Lighting — Haworth Collection – Freestanding Lighting | 184 |
| LBJ3 | Lighting — Haworth Collection – Mounted Lighting | 184 |
| LBJ4 | Lighting — Haworth Collection – Mounted Lighting | 184 |
| LCF1-6009 | Lighting — Haworth Collection – Floor Light | 186 |
| LCT1-1708 | Lighting — Haworth Collection – Table Light | 186 |

# Index


| Product Code | Product Description | Page |
|---|---|---|
| LL31-2210-NFLC | Lighting — Haworth Collection – Table Light | 193 |
| LL32-2210-NGLC | Lighting — Haworth Collection – Grommet Mounted Light | 193 |
| LLC1 | Lighting — Haworth Collection – Worksurface Mounted Lighting | 190 |
| LLL1 | Lighting — Haworth Collection – Freestanding Lighting | 189 |
| LLL2 | Lighting — Haworth Collection – Freestanding Lighting | 189 |
| LLL3 | Lighting — Haworth Collection – Freestanding Lighting | 189 |
| LLM1 | Lighting — Haworth Collection – Mounted Lighting | 191 |
| LLM1 | Lighting — Haworth Collection – Mounted Lighting | 191 |
| LLM2 | Lighting — Haworth Collection – Mounted Lighting | 191 |
| LLU2 | Lighting — Haworth Collection – Mounted Lighting | 191 |
| LRF0-5208 | Lighting — Haworth Collection – Floor Light | 185 |
| LRF1-5208 | Lighting — Haworth Collection – Floor Light | 185 |
| LRT1-1408 | Lighting — Haworth Collection – Table Light | 185 |
| LSET | Lock Programs – HW Lock Plugs and Keys | 246 |
| LUPT | Lighting — Haworth Collection – Table Light | 194 |
| LUTA | Lighting — Haworth – Adaptable LED Task Light - Add-On Kit | 180 |
| LUTD-0017-1NULDN | Lighting — Haworth – Reed Premier™ Add-On LED Task Light — For Use with Reed Premier Starter LED Task Lights | 182 |
| LUTN | Lighting — Haworth – Adaptable LED Task Light - Stand-Alone | 179 |
| LUTS-0000 | Lighting — Haworth – Reed Premier™ Add-On Occupancy Sensor | 182 |
| LUTS-0017-12ULD6 | Lighting — Haworth – Reed Premier™ Starter LED Task Light | 181 |
| LUTS-0017-19ULD5 | Lighting — Haworth – Reed Premier™ Stand-Alone LED Task Light | 181 |
| LUTT | Lighting — Haworth – Adaptable LED Task Light - Starter Kit | 179 |
| LUV1 | Lighting — Haworth – Voyage without Occupancy Sensor | 183 |
| LUV2 | Lighting — Haworth – Voyage with Occupancy Sensor | 183 |
| MAC-0001 | Workstation Accessories – Make-A-Corner | 239 |
| NAH-12-S | Workstation Accessories – PREMISE All Purpose Hooks | 240 |
| NAPY | Work Tools — Mounting – Wall Accessory Slat Pad – For Use with PREMISE | 214 |
| NBFS-M | Information Display – Planes Markerboard – Markerboard Insert | 177 |
| NBFS-X | Mobile Screens – Translucent Insert | 198 |
| NECG-V | Wire Management – Vertical Cable Guide | 209 |
| NEH-8 | Wire Management – Wire Management Loop | 208 |
| NEV-1 | Wire Management – PREMISE Vertical Wire Manager | 211 |
| NEV-2 | Wire Management – PREMISE Task Light Cord Manager | 212 |
| SCD-19 | Workstation Accessories – Steel Center Drawer | 238 |
| STP-P26-TH | Pip – Personal Laptop Table | 203 |
| SUTM | Work Tools – Territory Screen — Multi-material | 226 |
| TA01-0214 | Planes Information Display – Boards and Accessories – Y-Leg Bumper | 176 |
| TA01-0217 | Wire Management – Cable Column | 213 |
| TA01-0220 | Planes Accessories – Grommets | 171 |
| TA01-0225 | Wire Management – Wire Manager Clips | 208 |
| TA01-0228-F | Wire Management – Planes C-Leg Training Table Vertical Wire Manager | 211 |
| TA01-0814 | Wire Management – Cable Base | 213 |
| TA01-1414 | Wire Management – Cable Base | 213 |
| TABC | Wire Management – Basket Cover | 210 |
| TAWB | Wire Management – Wire Management Basket | 210 |
| TYVW | Wire Management – Vertical Wire Channel - Leg Attached | 210 |
| UKMCBK | Ergotron Keyboard Tray – Keyboard Tray with Mouse Pad | 136 |
| VZAC-0000-H | Workstation Accessories – Compose All-Purpose Hook | 240 |
| VZAC-0000-P | Workstation Accessories – Compose All-Purpose Hook | 240 |
| VZAW-0000-V | Wire Management – Compose Task Light Cord Manager | 211 |
| WC-17 | Wire Management – UniGroup Too, UniGroup and PLACES Task Light Wire Manager | 212 |
| WC-6 | Wire Management – UniGroup Too, UniGroup and PLACES Wire Manager | 212 |
| WQAG | Lighting — Haworth Collection – Grommet — For Use with Brazo Grommet Mounted Light Only | 184 |

# Index


| Product Code | Product Description | Page |
|---|---|---|
| WQAG | Planes Accessories – Grommets | 171 |
| WUAC-WSG | Planes Accessories – Grommets | 171 |
| WUAW-PNH | Wire Management – Horizontal Wire Management | 209 |
| ZUAP-0000-PAN | Electrical Components – Power Tap Bracket — Adjustable | 68 |
| ZUAP-0000-PFD | Electrical Components – Power Tap Bracket — Fixed | 68 |
| ZUAP-0000-PGH | Electrical Components – Power Tap Bracket with Grommet — Beside Storage Only | 69 |
| ZUAP-0000-PUR | Electrical Components – Power Tap Bracket — Under Surface | 69 |

# Warranty

**Ergotron branded products in this price list are covered exclusively by the warranty statement below.**

All Ergotron® products will remain free of defects in material and workmanship for a period of five years from the date of receipt of the product, subject to any exclusions and limitations as set forth below.

Ten-year warranty on all LX and MX Ergotron Products, purchased on or after August 1, 2014

Zip Charging Systems: Lifetime material/workmanship; three years electrical components; one year cables (power/Ethernet)

Ten-year warranty on LearnFit Adjustable Standing Desk (24-481-003)

Three-year warranty on all Neo-Flex® Ergotron Products

Original Equipment Manufacturer (OEM) Products resold by Ergotron are warranted by the respective manufacturer

**FURTHER EXCLUSIONS AND LIMITATIONS**

These warranties do not cover product abuse, modification and failure to adhere to product instructions, improper operations and/or misuse. Ergotron is not responsible for damage arising from failure to follow instructions relating to the product's intended use. Ergotron is not responsible for injury or loss caused by or associated with the installation and/or use of equipment in any manner other than in strict conformance with the instructions set forth in its installation manuals, supplemental assembly and installation instruction sheets, technical bulletins and/or product literature. You will provide Ergotron immediate written notice of any personal injury resulting from the use of Ergotron products.

Ergotron does not warrant damages or defects to the Ergotron product under the following conditions: an Act of God, unauthorized service or repair of the Ergotron products, damage from electrical power problems, usage of parts or components not supplied by Ergotron, failure to follow product instructions and guidelines, unauthorized changes to the Ergotron product, shipping damage (other than original shipment from Ergotron), failure to perform preventative maintenance, or damage caused by peripherals or software or from other external sources.

**EXCLUSIVE REMEDY**

Warranty Repair: In the event that any Ergotron equipment becomes defective in material or workmanship during the warranty period, Ergotron will determine with you if the product defect is covered under warranty. Ergotron, at its sole discretion, may replace or repair the unit determined to be under warranty at a designated Ergotron location or at your location. The labor costs associated with the repair of the product may be the responsibility of Ergotron if determined to be under warranty. You must receive pre-approval by Ergotron for the labor costs prior to repair or replacement of warranty products. You must contact Ergotron to obtain a Return Material Authorization (RMA) number. An RMA number may be obtained by contacting Ergotron Customer Care online or by telephone within your specific region. Contact information is available to you on the Ergotron web site at www.ergotron.com. Performance of any repair or replacement on product under warranty does not renew or extend the warranty period.

Non-Warranty Repair: You may return a product for repair that is not covered by warranty only if you have received a preapproved RMA number from Ergotron Customer Care. Labor costs and freight charges associated with non-warranty repair will be the sole responsibility of the customer, reseller or installer/integrator. A standard repair fee, specific to the product, is charged for any product that is repaired outside of the warranty period. Repairs on products out of warranty also carry a 90-day warranty, effective the day that you receive the item after repair.

For products that are not covered under warranty, Ergotron offers you the following options:

You may upgrade to a newer, functionally equivalent product at a normal list price

Ergotron will return the product to you

You can request in writing that Ergotron appropriately dispose of the product for you. A fee may apply for this service as designated by local law

Non-Defective Products: You are notified if, after examining and testing a returned product, Ergotron concludes that the product is not defective. The product is returned to you and you would be responsible for the freight charges associated with the return.

**WARRANTY DISCLAIMER**

Except as expressly set forth in this Limited Warranty and to the greatest extent allowed by law, Ergotron makes no other representations, warranties or conditions, express or implied, including any implied representations, warranties or conditions of merchantability, fitness for a particular purpose, non-infringement, and noninterference. Ergotron does not warrant that your use of the Ergotron product will be uninterrupted or error free. Any implied warranties that may be imposed by law are limited in duration to the Limited Warranty period, to the greatest extent allowed by law. Some states or countries do not allow a limitation on how long an implied warranty lasts or the exclusion or limitation of incidental or consequential damages for consumer products. In such states or countries, some exclusions or limitations of this Limited Warranty may not apply to you. This Limited Warranty is subject to change without notification.

Ergotron devices are not intended to cure, treat, mitigate or prevent any disease.

**WARRANTY TRANSFERABILITY**

This Limited Warranty is available only to the original end consumer and is non-transferable. For this warranty to be valid, the Ergotron product must have been purchased directly from an authorized distributor, reseller and/or authorized representative of Ergotron.

For additional information reference Ergotron.com or warranty inquiries contact Ergotron at 844-429-9678 or email haworth@Ergotron.com.

Ergotron Limited Warranty Terms and Conditions
©Ergotron Inc.
Effective Date: 1 June 2017
Content is subject to change without notification

PAGE UPDATE
Click Here for Details

# Great Expectations

You have them as a Haworth customer and so do we. And because **we value our customers,** we cover our products with the Haworth North America Product Compatibility and Limited Warranty Policy.

# Product Compatibility and Limited Warranty Policy

## Our Commitment To Product Compatibility – Integrated Product Platforms

As a market leader in the design and manufacture of workspaces that adapt to change, we strive to maintain product compatibility within our various generations of integrated product platforms. This benefits the customer who desires to update or modify their work environment. It also benefits the customer needing to replace a product due to damage or other reasons but which is no longer manufactured or is otherwise unavailable, such as a fabric or finish that is discontinued because of changing market preferences. In both circumstances, we often can provide products with comparable function and performance.

## Our Commitment To Product Quality – The Haworth North America Limited Warranty

To ensure customer satisfaction and peace of mind, we stand behind our products with the Haworth North America Limited Warranty. To review the current version of the limited warranty including its terms and conditions, please go to: **www.haworth.com/na/en/resources/warranty.html** or contact **OneTouch@Haworth.com or 1 877 429 6784**.

## Warranty Requests or Questions

For questions or service requests pertaining to the Haworth Limited Warranty, please contact your Haworth dealer. If you are unsure who your dealer is, please contact **OneTouch@Haworth.com or 1 877 429 6784**.

**Effective: August 1, 2022**

HAWORTH

HAWORTH® is a registered trademark of Haworth, Inc.
© Haworth, Inc. All rights reserved. 2021 12.21
haworth.com | 800 344 2600

PAGE UPDATE
Click Here for Details

# Wire Management Tray General Specifications

**Wire Management Tray**

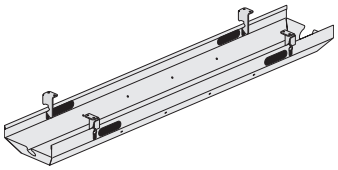

| Product Name | Approved Table Depths | Approved Table Widths | Reduce Tray Width Leg Clearance | Example Calculation To Determine Tray Width |
|---|---|---|---|---|
| **Upside – Height Adjustable Table** C-Leg and T-Leg/ Rectangle Top | 29″(737mm) | 58″(1473mm), 64″(1626mm), 70″(1778mm), 76″(1930mm), 82″(2083mm) | 22″(559mm) | **64"(1626mm)** Table Width<br>- **22"(559mm)** Reduce Tray Width<br>**42″(1067mm)** Tray Width |
| **Hop – Height Adjustable Table** T-Leg/Rectangle Top | 29″(737mm) | 58″(1473mm), 64″(1626mm), 70″(1778mm) | 22″(559mm) | **64″(1626mm)** Table Width<br>- **22″(559mm)** Reduce Tray Width<br>**42″(1067mm)** Tray Width |
| **Planes – Height Adjustable Table** C-Leg/Rectangle Top | 29″(737mm) | 58″(1473mm), 64″(1626mm), 70″(1778mm) | 22″(559mm) | **64″(1626mm)** Table Width<br>- **22″(559mm)** Reduce Tray Width<br>**42″(1067mm)** Tray Width |
| **Planes Value Model Height Adjustable Table** C-Leg and T-Leg/ Rectangle Top | 29″(737mm) | 58″(1473mm), 64″(1626mm), 70″(1778mm) | 22″(559mm) | **64″(1626mm)** Table Width<br>- **22″(559mm)** Reduce Tray Width<br>**42″(1067mm)** Tray Width |
| **Masters Series Height Adjustable Table** Rectangle Top | 30″(762mm), 36″(914mm), 42″(1067mm) | 60″(1524mm), 66″(1676mm), 72″(1829mm) | 22″(559mm) | **64″(1626mm)** Table Width<br>- **22″(559mm)** Reduce Tray Width<br>**42″(1067mm)** Tray Width |
| **Masters Series Height Adjustable Table with Storage Integration** Rectangle Top | 30″(762mm), 36″(914mm), 42″(1067mm) | 66″(1676mm), 72″(1829mm), 78″(1981mm), 84″(2134mm) | 30″(762mm) | **66″(1676mm)** Table Width<br>- **30″(762mm)** Reduce Tray Width<br>**36″(914mm)** Tray Width |
| **Active Components Height Adjustable Table** Rectangle Top | 23″(584mm), 29″(737mm) | 58″(1473mm), 64″(1626mm), 70″(1778mm) | 22″(559mm) | **58″(1473mm)** Table Width<br>- **22″(559mm)** Reduce Tray Width<br>**36″(914mm)** Tray Width |
| **Jive Table – Dual Disc Base** Rectangle Top | 30″(762mm), 36″(914mm), 42″(1067mm) | 72″(1829mm), 84″(2134mm), 96″(2438mm) | 36″(914mm) | **72″(1829mm)** Table Width<br>- **36″(914mm)** Reduce Tray Width<br>**36″(914mm)** Tray Width |
| **Jive Table – T-Leg – Round Column** Rectangle Top | 36″(914mm) | 66″(1676mm), 72″(1829mm), 84″(2134mm) | 12″(305mm) | **66″(1676mm)** Table Width<br>- **12″(305mm)** Reduce Tray Width<br>**54″(1372mm)** Tray Width |
| **Jive Table – T-Leg – Extruded Column** Rectangle Top | 30″(762mm), 36″(914mm) | 54″(1372mm), 60″(1524mm), 66″(1676mm), 72″(1829mm) | 18″(457mm) | **60″(1524mm)** Table Width<br>- **18″(457mm)** Reduce Tray Width<br>**42″(1067mm)** Tray Width |
| **Jive Table – C-Leg Extruded and Round Column** Rectangle Top | 30″(762mm) | 54″(1372mm), 60″(1524mm), 66″(1676mm), 72″(1829mm) | 18″(457mm) | **72″(1829mm)** Table Width<br>- **18″(457mm)** Reduce Tray Width<br>**54″(1372mm)** Tray Width |
| **Jive Table Post Round Base and Post Extruded Base** Rectangle Top | 30″(762mm), 36″(914mm) | 42″(1067mm), 48″(1219mm), 54″(1372mm), 60″(1524mm), 66″(1676mm), 72″(1829mm), 84″(2134mm) | 6″(152mm) | **42″(1067mm)** Table Width<br>- **6″(152mm)** Reduce Tray Width<br>**36″(914mm)** Tray Width |
| **Adaptable Worksurface** Rectangle Worksurface | 30″(762mm) | 42″(1067mm), 48″(1219mm), 54″(1372mm), 60″(1524mm), 72″(1829mm) | 6″(152mm) | **48″(1219mm)** Table Width<br>- **6″(152mm)** Reduce Tray Width<br>**42″(1067mm)** Tray Width |
| **Cultivate Table Frames** | 36″(914mm), 42″(1067mm) | 60″(1524mm), 72″(1829mm) Wide Frames | 12″(305mm) | **60″(1524mm)** Table Width<br>- **12″(305mm)** Reduce Tray Width<br>**48″(1219mm)** Tray Width |
| | | 84″(2134mm), 96″(2438mm) Wide Frames | 12″(305mm) | **84″(2134mm)** Table Width<br>- **12″(305mm)** Reduce Tray Width<br>**72″(1829mm)** Tray Width<br>(use two 36″(914mm) wide trays) |

PAGE UPDATE
Click Here for Details

# Wire Management Tray General Specifications

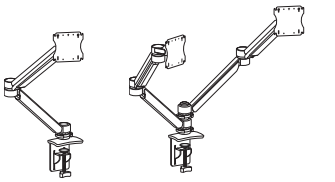

KU6M-1NNN KU6M-2NNN

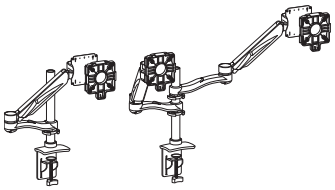

KU5M-1NNN KU5M-2NNN

**Do** KU6M-0000-2NNN and JU5M-0000-2NNN are the recommended Haworth Monitor Arms to be used with Trays.

**Don't** Hop C Leg Table Single Stage Height Adjustable Tables cannot be used with Tray and Haworth Monitor Arms.

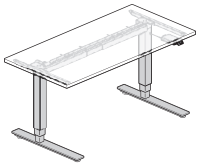

**Do** Hop C Leg Dual Stage Height Adjustable Tables only 64″(1626mm) wide or greater may be used with Trays and Monitor Arms due to the 8″(203mm) crossbars.

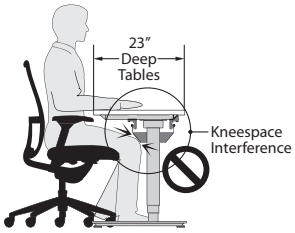


**Don't** Trays are not for use on 23″(584mm) deep tables due to interference with knee clearance.

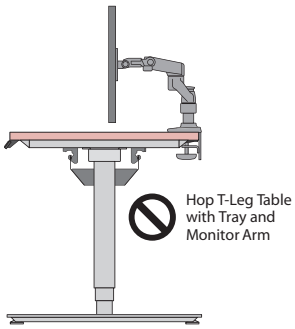


**Don't** Hop T Leg Height Adjustable Table cannot be used with Tray and Haworth Monitor Arms.

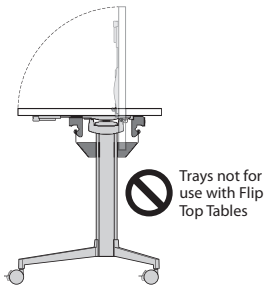


**Don't** Trays are not for use on Flip Top Tables (Planes or Jive).

PAGE UPDATE
Click Here for Details

# Electrical Components

Belong

| | Number | Price |
|---|---|---|
| **Power Cube** | EUC4-BIN1-31100YN | **$305.00** |

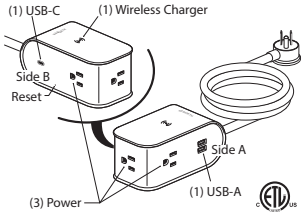


EUC4

### Features

- Includes one power module with three 120V receptacles (NEMA 5-15R), one dual USB-A charging port, one USB-C charging port, one wireless charger, and 9′(2743mm) hinged braided power cord with low profile plug (NEMA 5-15P).
- Can be freestanding on worksurface or be used with appropriate mounting bracket.
- 10W Qi (wireless) charging coil on top of cube.
- USB-A and USB-C share 15W charging capability.
- USB-A provides two ports.
- USB-C provides one port for fast charge for a mobile phone.
- Power Cube has non-slip pad on bottom.

### Specification Tips

- Available in charcoal TR-K or snow TR-FM.
- Brackets (EUCB) are optional and can be separately specified.
- Application may require approval of local authority having jurisdiction (AHJ); ensure compliance before placing orders and installation.

### To Order, Specify:

1) Product number.
2) Trim color.
   TR-K Charcoal
   TR-FM Snow

PAGE UPDATE
Click Here for Details

# Electrical Components

Belong

## Plug Strip

| Number | Price |
|---|---|
| EUR1-BIN1-50000 | **$75.00** |

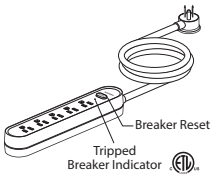


EUR1

### Features

- Includes one plug strip with five 120V receptacles (NEMA 5-15R), circuit breaker, and 9′(2743mm) braided power cord with low profile plug (NEMA 5-15P).
- Plug Strip can mount in wire management tray or mount directly to the underside of the worksurface without additional bracket.
- Plug Strip has keyhole slots for mounting below worksurface.
- UL 962A listed Furniture Power Distribution Unit.

### Specification Tips

- Available in charcoal TR-K or snow TR-FM.
- Recommended for 23″(584mm) deep surfaces which cannot accommodate a wire management tray.
- Application may require approval of local authority having jurisdiction (AHJ); ensure compliance before placing orders and installation.

### To Order, Specify:

1) Product number.
2) Trim color.
   TR-K Charcoal
   TR-FM Snow

## Power Suite

| Number | Price |
|---|---|
| EUB5-BIN1-81100YN | **$355.00** |

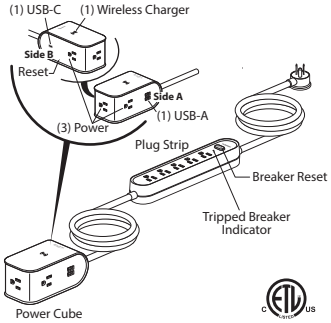


EUB5

### Features

- Includes one power module with three 120V receptacles (NEMA 5-15R), one dual USB-A charging port, one USB-C charging port, one wireless charger, one connected plug strip with five 120V receptacles (NEMA 5-15R), circuit breaker, and 9′(2743mm) hinged braided power cord with low profile plug (NEMA 5-15P).
- Cord connecting plug strip to power cube is 4′(1219mm).
- Power Cube can be freestanding on worksurface or be used with appropriate mounting bracket. Plug strip can mount in wire management tray or mount directly to the underside of the worksurface without additional bracket.
- 10W Qi (wireless) charging coil on top of cube.
- USB-A and USB-C share 15W charging capability.
- USB-A provides two ports.
- USB-C provides one port for fast charge for a mobile phone.
- Power Cube has non-slip pad on bottom.
- Plug Strip has keyhole slots for mounting below worksurface.
- Circuit breaker has a reset indicator light.

### Specification Tips

- Available in charcoal TR-K or snow TR-FM.
- Plug Strip designed to be mounted below worksurface for long term connection. Power Cube is mounted above the surface for a convenient power option.
- Recommended for 23″(584mm) deep surfaces which cannot accommodate a wire management tray.
- Application may require approval of local authority having jurisdiction (AHJ); ensure compliance before placing orders and installation.

### To Order, Specify:

1) Product number.
2) Trim color.
   TR-K Charcoal
   TR-FM Snow

# Electrical Components

Belong

## Power Suite and Wire Management Tray Kit

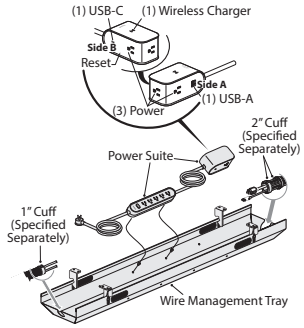


EUBT

| Widths | Number | Price |
|---|---|---|
| 36″(914mm) | EUBT-BI36-81100YN | **$521.60** |
| 42″(1067mm) | EUBT-BI42-81100YN | **527.60** |
| 48″(1219mm) | EUBT-BI48-81100YN | **536.00** |
| 54″(1372mm) | EUBT-BI54-81100YN | **543.20** |
| 60″(1524mm) | EUBT-BI60-81100YN | **550.40** |

### Features

- Includes one Power Suite and one Wire Management Tray.
- Cord connecting plug strip to power cube is 4′(1219mm).
- Power Cube can be freestanding on worksurface or be used with appropriate mounting bracket. Plug strip can mount in wire management tray or mount directly to the underside of the worksurface.
- Tray flips down to provide access to power and data cords. It can be accessed by the back or the user side.
- Tray can accept both the 1″(25mm) and 2″(51mm) Cuffs.

### Specification Tips

- Tray width must be undersized due to the understructure of the table. See Wire Management Tray General Specifications application details.
- Power Suite is available in charcoal TR-K or snow TR-FM.
- Wire management tray is available in standard finishes.
- Separately specified mounting brackets for Power Cube.

### To Order, Specify:

1) Product number.
2) Trim color for Wire Management Tray.
3) Trim color for Power Suite.
   TR-K Charcoal
   TR-FM Snow

## Wire Management Tray

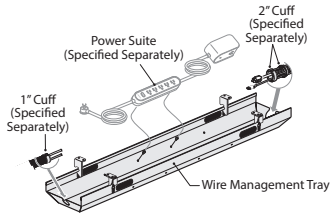


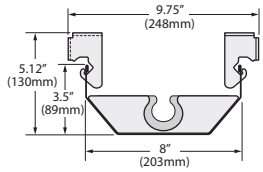


EUWT

| Widths | Number | Price |
|---|---|---|
| 36″(914mm) | EUWT-0836-P | **$211.60** |
| 42″(1067mm) | EUWT-0842-P | **218.80** |
| 48″(1219mm) | EUWT-0848-P | **226.00** |
| 54″(1372mm) | EUWT-0854-P | **233.20** |
| 60″(1524mm) | EUWT-0860-P | **240.40** |

### Features

- Includes one metal tray and four attachment brackets with thumb tabs to assist with opening tray.
- Tray flips down to provide access to power and data cords. It can be accessed by the back or the user side.
- Belong Plug Strip can be mounted into the tray.
- Tray can accept both the 1″(25mm) and 2″(51mm) Cuffs. Reverse tray for correct opening.

### Specification Tips

- Tray width must be undersized due to the understructure of the table. See Wire Management Tray General Specifications application details.
- Not designed to be used on 23″(584mm) deep tables or worksurfaces due to knee clearance.
- Not designed for use on Flip Top Tables (Planes or Jive).
- Product is available in all standard trim colors.

### To Order, Specify:

1) Product number.
2) Trim color.

PAGE UPDATE
Click Here for Details

# Electrical Components

Belong

## Brackets

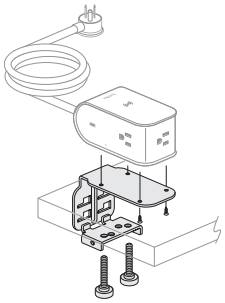

Standard Edge Worksurface Mount

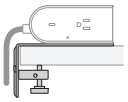

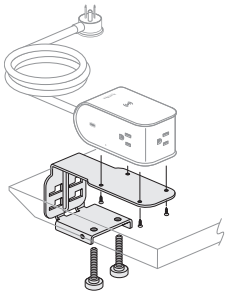

Knife Edge Worksurface Mount

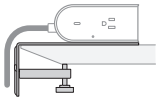

EUCB

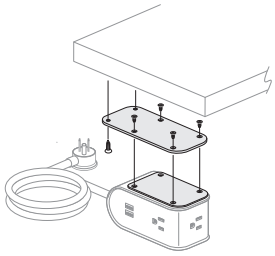

Under Worksurface Mount

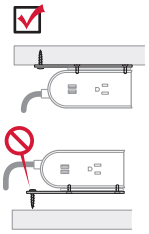

Above Worksurface Application
(Bracket NOT Fastened or Needed)

| Description | Number | Price |
|---|---|---|
| Edgeband | EUCB-0000-WJP | $ 50.00 |
| Knife Edge | EUCB-0000-WFP | 115.00 |
| VSU/Tackboard | EUCB-0000-TJP | 50.00 |
| Undersurface | EUUB-0503-UP | 25.00 |

### Features

- Includes mounting bracket and mounting hardware.
- For use with Belong Power Solutions (with the exception of the Power Strip).

### Specification Tips

- Available in standard finishes.
- Application may require approval of local authority having jurisdiction (AHJ); ensure compliance before placing orders and installation.

### To Order, Specify:

1) Product number.
2) Trim color.
   TR-K Charcoal
   TR-FM Snow



Class YA – GSA; Open Market
Canadian Conversion Factor: Refer to haworth.com/Canada

HAWORTH

# Electrical Components

Belong

## Cord Management Cuff

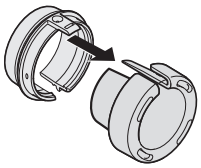

EUAC

| Description | Number | Price |
|---|---|---|
| 1″(25mm) Bag of 50 | EUAC-0001-C | **$175.00** |
| 2″(51mm) Bag of 26 | EUAC-0002-C | **140.00** |

### Features

- Includes one bag of 26 - 2″(51mm) Cuffs or one bag of 50 - 1″(25mm) Cuffs.
- Product is applied to both ends of the separately specified Mesh Cord Manager and one end snaps into the Belong Wire Management Tray.

### Specification Tips

- The size of the cuff aligns with the size of the Mesh Cord Wire Manager used.
- The Wire Management Tray can accept both the 1″(25mm) and 2″(51mm) cuff.
- Split cuff allows side insertion of cord or cable less than .5″(13mm) diameter. The shape or size of plug does not impede installation of cuff over cord cables.
- Available in charcoal TR-K only.
- Loom Insertion Tool Epart 24424401 is recommended for easier installation.

### To Order, Specify:

1) Product number.

## Mesh Cord Manager with Cuffs

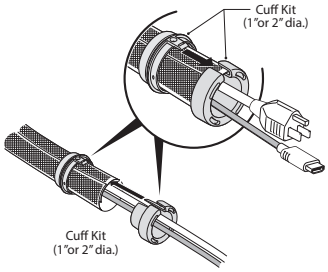


EUAW

| Description | | | Number | Price |
|---|---|---|---|---|
| 100′ | 1″(25mm) with 50 Cuffs | Grey | EUAW-A001-CG | **$925.26** |
| | | White | EUAW-A001-CW | **925.26** |
| | | Black | EUAW-A001-CB | **925.26** |
| | 1″(25mm) with No Cuffs | Grey | EUAW-A001-NG | **775.26** |
| | | White | EUAW-A001-NW | **775.26** |
| | | Black | EUAW-A001-NB | **775.26** |
| 50′ | 2″(51mm) with 26 Cuffs | Grey | EUAW-5002-CG | **$890.26** |
| | | White | EUAW-5002-CW | **890.26** |
| | | Black | EUAW-5002-CB | **890.26** |
| | 2″(51mm) with No Cuffs | Grey | EUAW-5002-NG | **775.26** |
| | | White | EUAW-5002-NW | **775.26** |
| | | Black | EUAW-5002-NB | **775.26** |

### Features

- Includes one bag of 26 - 2″(51mm) Cuffs or one bag of 50 - 1″(25mm) Cuffs and Cord Manager.
- Product is applied to both ends of the Mesh Cord Manager and one end snaps into the Belong Wire Management Tray.

### Specification Tips

- The size of the Cuff aligns with the size of the Mesh Cord Wire Manager used.
- The Wire Management Tray can accept both the 1″(25mm) and 2″(51mm) Cuff.
- Available in grey, white or black.
- Loom Insertion Tool Epart 24424401 is recommended for easier installation.

### To Order, Specify:

1) Product number.

NEW PAGE
Click Here for Details

# Belong Cushion Top

## Cushion

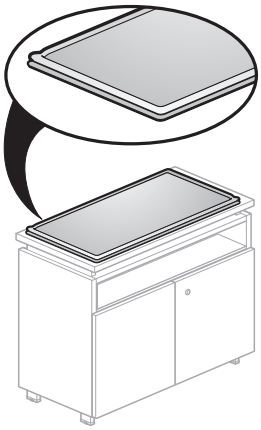

QBFC_F

| Depth | Nominal Width | Actual Width | Number | Fabric Grade A | B | C | D | E |
|---|---|---|---|---|---|---|---|---|
| 16.8″(427mm) | 24″(610mm) | 22.65″(575mm) | QBFC-1824-F | **$483.57** | **$556.10** | **$638.31** | **$ 725.35** | **$ 812.40** |
| | 30″(762mm) | 28.65″(728mm) | QBFC-1830-F | **558.93** | **642.80** | **737.79** | **838.39** | **939.00** |
| | 36″(914mm) | 34.65″(880mm) | QBFC-1836-F | **634.29** | **729.50** | **837.27** | **951.43** | **1065.60** |
| | 42″(1067mm) | 40.65″(1033mm) | QBFC-1842-F | **709.65** | **816.20** | **936.75** | **1064.47** | **1192.20** |

### Features

- Includes one cushion and non-slip material.
- 0.75″(19mm) thick cushion is cover stitched around perimeter edges.
- Cushion has a two-sided reversible surface; same fabric on both sides.

### Specification Tips

- Cushion is not structural; to be used with a storage top.
- Cushion may be the same width or smaller than the base unit.
- Patterned fabrics may not align on both sides of the cushion.

### To Order, Specify:

1) Product number.
2) Fabric and color.

NEW PAGE
Click Here for Details

# Height Adjustable Table Accessories

## Belong Horizontal Wire Management

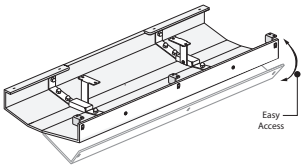


AKWN

Class TR01 – Open Market

### Features

- Includes one PET (Polyethylene Terephthalate) cable manager, tray and attachment hardware.
- Available in two colors: Dusk and Mink.
- Ships unassembled.

### Specification Tips

- Not for use with Compose Echo table.
- Not designed for use on Flip Top Tables (Planes or Jive).
- Use a low profile monitor arm bracket with the tray.
- Refer to Wire Management Tray General Specifications
- Application may require approval of local authority having jurisdiction (AHJ); ensure compliance before placing orders and installation.

### To Order, Specify:

1) Product number.
2) PET color.
   PET-C1 Dusk
   PET-C4 Mink

| Depth | Width | Number | Price |
|---|---|---|---|
| 12”(305mm) | 30”(762mm) | AKWN-1230-EUN | $330.00 |