

Coalesse Surface Materials Reference Guide February 2023



Availability

Electronic price list updated with release 200.E (U.S.) and 156.E (Canada), dated February 20, 2023.

All specifications subject to change without notice. Reference the electronic catalog/Hedberg for current pricing.

Tip: Steelcase Marketing Resources is a new global platform for ordering Steelcase marketing materials that replaces Adstock.

View or download Steelcase Specification Guides at <https://steelcase.s4mrc.com/na/spec-guides/individual-spec-guides?limit=30&p=1>

Transitional products in this specification guide are **maintained for existing customers only** and are likely to be phased out over time. These products are indicated with a . Products that are scheduled to be culled are indicated with an , followed by the last order entry date.

Surface Materials

The surface materials team has announced the launch of the Finish Library, found at <https://finishlibrary.steelcase.com/>.

► For a list of all trademarks, refer to the last page of this specification guide. © 2023 Steelcase Inc.



For Canadian Pricing

Canadian factor can be found at steelcase.com/CADpricing.

Calculate in the following order to avoid rounding errors:

- Multiply the base price and each option by the Canadian factor.
- Round each to the nearest dollar.
- Add base and options for total list price.

Note: Actual colors will vary due to printing process.

What's New in Surface Materials

Upholstery

Customer's Own Material	6
Flammability Information	8
Fabric Matrix	9
Upholstery Palette	10

Leather/Faux

Cut Yardage Net Price List	23
Leather and Faux Leather Matrix	24
Leather Palette	25
Faux Leather Palette	27

Wood

Solid Wood Matrix	34
Solid Wood Stains Palette	36
Veneer Matrix	37
Veneer Palette	38

Laminate

High-Pressure Laminate Matrix	44
High-Pressure Laminate Palette	47
Laminate Edge Band Matrix	50
Recommended Worksurface 3 mm Edge Finishes	54

Glass

Glass Matrix	57
Glass Palette	58

Metal/Paint

Custom Paint	60
Metal/Paints Matrix	62
Metal/Paints Palette	66

Miscellaneous

Enea and Enea Lottus Plastic Matrix	71
Plastic and Miscellaneous Palette	72
Denizen, Exponents, Potrero415, Potrero415 Light, Sistema, and SW_1 Exclusives	75

Care and Maintenance

What's New in Surface Materials

Visit the **Finish Library** at <https://finishlibrary.steelcase.com/all-surfaces/brand/coalesse.html> or view the finish matrices to see list of availability, by product line. Samples can be purchased via Steelcase Marketing Resources.

Coalesse Partners—June 2021

All Coalesse partners surface material information has been moved to the new *Coalesse Partners Specification Guide*. With all Nanimarquina, Carl Hansen & Son, and EMU content being housed in one specification guide, finding information on these partner products is now easier than ever.

Steelcase Back-Painted Finishes—February 2020

We are enhancing our back-painted glass portfolio through the addition of color. The colors range from a harmonious pink to a new neutral blue. By refreshing these color palettes, we are providing added value through the range and depth of our material offering.

Foundation, Steelcase Surfaces—December 2019

New FR-free vinyl, Foundation launches. Free of harmful phthalates, Foundation is a non-woven, high-performing, bleach-cleanable material, and is perfect for our education and health environments. Foundation is available in 14 colors at Price Grade 6.

New Accent Paints, Steelcase Surfaces—December 2019

Six new trend driven paints have been added to the Steelcase accent paint palette.

Coalesse Standard Color Paints—October 2019

Seven textured paints that draw from the Coalesse color point-of-view and its restorative tone of nature have been added as a Grade 1 paint to many of our best-selling product lines.

Refreshed LessThanFive Color Palette—October 2019

Eight new matte finishes have been added to LessThanFive that align with the Coalesse color point-of-view and its biophilic tones from nature.

LessThanFive Essential—October 2019

Four new neutral matte finishes have been added to LessThanFive Essential, sold in multi-packs of two or four at a reduced price point per chair.

Coalesse Color, Custom Paint—October 2019

Coalesse Color empowers more personal expression by expanding color choices through our custom capabilities program. For select, preset Coalesse products, we have improved the process to make it even easier to order. Once the color match process is complete and the special paint finish code has been assigned, order with a Grade 3 paint upcharge. For more information, review *Custom Paints* on page 60.

Lux Coatings, Steelcase Surfaces—October 2019

Steelcase Lux Coatings has been added to even more product lines and is now available as a Grade 3 paint upcharge.

Accent Paints, Steelcase Surfaces—October 2019

Trend driven Steelcase accent paints have been added to many of our best-selling product lines. Accent paints are now offered as a Grade 3 paint upcharge.

Coalesse Standard Glass Finishes—October 2019

Previously available on Potrero415 only, six back-painted glass finishes are now available as standard on all product lines with back-painted glass. Four nature inspired and two neutral finish additions complement the existing glass palette – bringing more choice.

In addition, new frosted glass finish 6511 Acid Etched is now available to order, replacing ACF Absolute Clear Frosted (culled in April 2020). For details, please refer to page 56.

What's New in Surface Materials

Upholstery

Coalesse

Upholstery

All Coalesse textiles are priced by grades. Some Coalesse fabrics can be treated for flame retardancy; contact Customer Service. All Coalesse products are handcrafted, making each unique. Certain fabrics and leathers will appear loose and may differ from like products due to comfort wrinkles when upholstered.

A contrasting welt is available on some products. Consult Customer Service for yardage or square feet requirements and prices. All stripes will be applied vertically unless customer specifies otherwise. Loose cushions on Coalesse products are not fully upholstered (not reversible).

Coalesse offers select fabrics from the following manufacturers graded in our pricing:

- Designtex
- Maharam
- Kvadrat
- Camira
- Gabriel
- Conneaut
- Moore & Giles
- Steelcase

Simply select one of the above manufacturers and available fabric finishes during specification. Coalesse does not stock graded-in fabrics and can only respond based on availability and lead times from the above manufacturers. For current grades, fabric families, and product availability, refer to the Coalesse fabric database: fabric.coalesse.com.

Special Fabric Applications*

Backing*

- Backing information is found on each product page in the Coalesse Specification Guides. Select this option when ordering your product to have backing applied. Price varies by product according to yardage it requires.

*Prices subject to change without notice and an additional two week lead time will apply for 54" wide fabrics. Wider fabrics will require four week additional lead time. *Check fabric database to determine if backing is required at www.Coalesse.com.

Coalesse Upholstery

Coalesse fabrics are priced by grades from 6 through 14 and leathers C and E. Fabrics and leathers may be purchased separately as cut yardage, see page 23. All products are handcrafted, making each unique. Certain fabrics and leathers will appear loose and may differ from like products due to wrinkles when upholstered. A contrasting welt is available on some products. Consult Customer Service for yardage or square feet requirements for pricing.

All stripes will be applied vertically unless customer specifies otherwise. Loose cushions on Coalesse products are not fully upholstered (not reversible). Any Select Surface or COM textile should be reviewed with supplier to verify availability. In some cases a textile supplier may require minimums that exceed your furniture order requirements. In these situations, you will be contacted with an option to select a different textile or continue with your original textile selection as a COM-DTP. If you choose to continue with your textile selection as COM-DTP to allow you to order the minimum required, please ship only the textile needed to Coalesse for your furniture order.

SW_1 Knit

Applies to: SW_1 Collection

- 5KG0 Sand
- 5KG1 Silver
- 5KG3 Black
- 5KG4 Ivory
- 5KG5 Coal
- 5KG6 Fire
- 5KG9 Pewter
- 5KH0 Ice
- 5KH1 Currant
- 5KH2 Ocean
- 5KH3 Silver Grey
- 5KH4 Olive
- 5KH5 Blue Ink
- 5KH6 Blue Bird
- 5KH7 Blush
- 5KH8 Goldenrod
- 5KH9 Leaf

Lagunitas Knit

Applies to: Lagunitas Focus nook and lounge system

Grade 1

- 5K50 Sand
- 5K51 Silver
- 5K52 Pewter
- 5K54 Black
- 5K58 Ivory
- 5K59 Coal
- 5K70 Silver Grey

Grade 2

- 5K55 Fire
- 5K60 Ice
- 5K61 Ocean
- 5K63 Leaf
- 5K67 Currant
- 5K71 Olive
- 5K72 Blue Ink
- 5K73 Blue Bird
- 5K74 Blush
- 5K75 Goldenrod

Hexa Upholstery

Applies to: Hosu

Grade 10

- CL50 Dark Grey
- CL51 Light Grey
- CL52 Blue
- CL55 Yellow
- CL70 Saffron
- CL71 Rose Quartz
- CL72 Lagoon
- CL73 Sea Salt
- CL74 Steam
- CL75 Ocean
- CL76 Sage

Fusion Upholstery

Applies to: Hosu lounge, Massaud work lounge, and Lagunitas personal table

Grade 11

- CL60 Caviar
- CL62 Graphite
- CL64 Steam*
- CL80 Terracotta
- CL81 Copper
- CL82 Sage
- CL83 Blue Ink
- CL84 Blue Steel

* Not available on Hosu

Upholstery Steelcase

Steelcase Upholstery

Coalesse offers a select palette of Steelcase fabrics as standard. This provides the convenience of an integrated finish offering and ease of specification. See the Steelcase Standard Fabric Matrix for availability by product line.

Grade 6

Cogent: Connect

5S15 Coconut
5S16 Turmeric/Honey
5S17 Tangerine
5S18 Scarlet
5S19 Concord
5S21 Blue Jay
5S23 Wasabi
5S24 Nickel
5S25 Graphite
5S26 Licorice
5S27 Malt
5S28 Root Beer
5S93 Indigo/Blueprint
5S94 Lizard/Jungle
5S95 Sailor
5S96 Quicksilver
5S99 Lipstick/Merlot
5SD0 Royal Blue
5SD1 Aubergine
5SD2 Peacock
5SD3 Lagoon
5SD4 Saffron
5SD5 Citrine
5SD6 Rose Quartz
5SD7 Sea Salt
5SF3 Storm Cloud
5SF4 Olivine

Foundation

5875 Black
5876 Navy
5877 Foggy Night
5878 Sailor
5879 Ivory
5880 Seal
5881 Peat
5882 New Sand
5883 Cranberry
5884 Spring
5885 Honey
5886 Folkstone
5887 Pebble
5888 Oregano

Jacks

5B61 Taupe
5B62 Camel
5B64 Pewter
5B70 Midnight

Link

5A20 Burgundy **✕10/23**
5A24 Blue
5A25 Navy
5A26 Purple **✕10/23**
5A27 Black

Nitelights

5F63 Moss
5F66 Stone
5F67 Moon

Grade 7

Imperma

TM01 Toffee **✕10/23**
TM02 Pigeon
TM03 Fossil
TM04 Poppyseed
TM06 Cumin **✕10/23**
TM07 Marble
TM08 Cliff
TM10 Pesto **✕10/23**
TM11 Wave
TM12 Niagara
TM13 Tuscan

New Black

5J08 Jack
5J09 James
5J12 Harley

Stand In

5621 Sleet
5622 Lunar
5623 Cyclone
5624 Eclipse
5625 Powder
5626 Chardonnay
5627 Graham
5628 Sediment
5629 Allspice
5630 Apple
5631 Lava
5632 Cayenne
5633 Plantain
5634 Parsley
5635 Scallion
5636 Atlantis
5691 Orca
5740 Burlap
5741 Porter
5742 Tusk
5743 Putty
5744 Blueberry
5745 Chartreuse
5746 Mango
5747 Sedona
5748 Juniper
5749 Peanut

Grade 8

Billiard Multi-Use by Designtex

5H11 Poppy
5H12 Tangelo
5H13 Citrine/Citron
5H14 Avocado
5H16 Indigo
5H17 Mallard
5H18 Teak
5H19 Cumulus
5H20 Pewter
5H21 Gunmetal
5H22 Ink
5H23 Rose Quartz
5H24 Sea Salt
5H25 Storm Cloud
5H26 Olivine

Texel

TM20 Angora
TM21 Grist
TM22 Galaxy
TM23 Terracotta
TM25 Field
TM26 Haze

Grade 9

Bo Peep

5G67 Bone
5G72 Honey Mustard
5G73 Marmalade
5G74 Picnic
5G75 Pinot
5G76 Bloom
5G77 Grapevine
5G79 Artichoke
5G80 Serpent
5G81 Carolina
5G82 Blue Bonnet
5G83 Nautical
5G84 Gravel
5G85 Sharkskin
5G86 Kohl

Remix

RE01 Rust
RE02 Pumpkin
RE03 Pebble
RE04 Dark Chocolate
RE05 Beige
RE06 Linen Beige
RE08 Concrete
RE09 Sky Blue
RE10 Blue Jean
RE11 Ivy Green
RE12 Primavera Yellow
RE13 Night Blue

Silk

5L30 Butterscotch
5L31 Dijon
5L32 Seaweed
5L33 Boysenberry
5L34 Vermillion
5L35 Marina
5L36 Heather Blue
5L37 Blue Raspberry
5L38 Cauldron
5L39 Flaxen

✕10/23 = Last order entry
October 15, 2023

Customer's Own Material

Customer's Own Material

Coalesse is pleased to cooperate with COM/COL selections. Prior to order placement for exact yardage requirements, a sample cutting of actual COM/COL must be submitted to Coalesse for approval only, if fabric approval is not found in Coalesse fabric database. Identify the name and number of units on which the fabric/leather is to be applied. If COM has a repeat, the sample should be large enough to show the entire repeat. Coalesse will not accept nor use any painted leathers. A painted leather is described as any suede or leather which is not aniline dyed with the same color throughout the thickness of the hide.

Even after preliminary approval, Coalesse reserves the right to reject COM/COL if necessary when the quality is not satisfactory for the item it is intended to be used on. Once COM/COL is accepted, Coalesse assumes no responsibility for its overall appearance, flammability, normal durability, colorfastness, or any other quality, after upholstered on a Coalesse product.

Coalesse Standard to Buy Program

The Customer's Own Material (COM) Program offers the opportunity for customers to select fabrics that are not offered through the standard Coalesse surface materials program for use on our products. Through the COM program, Coalesse will test your materials for application on Coalesse products. Once approved, you can place your order. Coalesse will facilitate the entire ordering process and give you a production schedule. Coalesse will order the COM fabric directly from the textile manufacturer. For up-to-date information regarding fabric test results for all COM fabrics and details regarding yardage requirements for most Seating lines, visit the fabric database at www.coalesse.com.

Customers to Buy Scheduling Policy/COM/COL Policy

COM/COL must be received at manufacturing location no later than 20 working days prior to the order scheduled delivery date. If COM/COL is not received in this time frame, scheduling will move the order's delivery date out to the best available ship date. Customer Service will notify the dealer via e-mail of the order's new scheduled delivery date. Project size order shipment may be affected due to size of order. If the COM/COL is received and the COM/COL requires backing, scheduling will move order out to best available ship date. Backing charges will apply. If COM/COL is received defective or short yardage/sq. ft., the replacement COM/COL order must be received within three days to maintain scheduled delivery date on order. It is the responsibility of the dealer to advise Coalesse on what to do with defective materials. In addition, customers may request Coalesse to order for COM/COL materials.

Square Footage/Yardage Requirements

COM and COL price includes application of Customer's Own Material or Leather to frames. All COM and COL should be shipped freight prepaid to designated manufacturing location. Labels will be provided by your Customer Service representative to ensure clear textile identification.

Please have customers send COM/COL and add TAG: COM/COL.

COM and COL must be identified as follows to prevent order delays:

1. Name and address (should match purchase order)
2. Your furniture purchase order number/sales order
3. Style number to which fabric is to be applied
4. Supplier name and fabric name, number, and color

COL hides must be rolled for shipment to manufacturing location in a neat manner, avoiding creases and excessive roll marks. All leathers will be rejected if sent in a folded manner.

To determine COL square footage, see COL requirements for each product. Square footage requirements are based on an average hide size of 45-50 square feet of clean, usable leather. If the COL has a smaller average hide size, please consult Customer Service for quotation. Please note, leather is a natural product and all square footage requirements are estimations. The shape of the COL hides supplied and the usable, clean square footage may make it necessary for us to request more leather after COL is received.

Yardage requirements shown are based on 54" width plain material. If fabric design requires vertical/top out, Customer Service should be consulted for additional yards required. If fabric is under 54"W, refer to fabric database at www.coalesse.com.

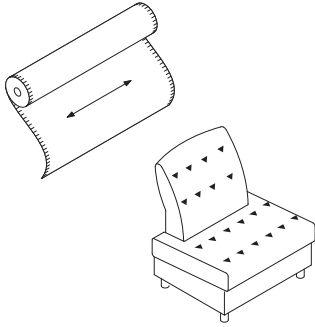
Excess COM/COL Policy

All excess COM/COL will be disposed of after order is completed unless prior arrangements have been made with Coalesse Customer Service. Fedex account number and address to ship to must be referenced. Excess WILL NOT be returned with shipment of furniture.

Customer's Own Material

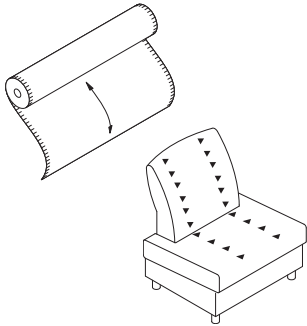
Cutting Direction Guidelines

Cutting direction is based on the fabric width and the way the fabric is cut from the roll and applied to Coalesse products. There are two cutting directions: railroaded or horizontal.



Tip: Arrows on the above drawings indicate fabric direction.

Horizontal or railroaded (across roll, warp horizontal) means fabric is cut across the roll; selvages are on the top and bottom.



Tip: Arrows on the above drawings indicate fabric direction.

Vertical or top out (down roll, warp vertical) means fabric is cut in the same direction it is woven; selvages are on the left and right sides.

Flammability Information

California Technical Bulletin 133

Definition: California Technical Bulletin 133 (CAL 133) is a flammability test procedure for seating furniture specified in public occupancies. Specifications, test procedures and requirements pertaining to flammability regulations are changing rapidly. Coalesse will make every effort to keep our information and services pertaining to flammability specifications up-to-date.

Coalesse reserves the right to make deletions and additions and cannot guarantee fabric manufacturer materials nor its specifications will not change. A new evaluation will be necessary if materials are altered by manufacturer. This approval information on our website is subject to change without notice. Coalesse is not responsible for textile manufacturer's changes. Contact fabric manufacturer for availability.

For fabrics not pre-approved, please submit the fabric supplier name, fabric name, style number, content, weight, Coalesse product number, and fabric name to be applied to customer service at 1.800.627.6770 or fax to 888.413.5161. Our customer service representative will contact you within 48 hours of your request with information on the fabric's CAL 133 compliance. Actual fabric sample may be required. **If not approved, a burn test may be required at a fee. Contact Customer Service for a quote.**

UFAC – All upholstered seating is constructed to conform to UFAC (Upholstered Furniture Action Council) specifications. This is comparable to NFPA 260. All Coalesse fabrics and leathers meet UFAC specifications and NFPA 260 requirements.

California Bureau of Home Furnishings Technical Bulletin 117

– All Coalesse upholstered seating, fabrics, and leathers meet California Technical Bulletin 117. All products manufactured after May 1, 1993 have CAL 117 label attached.

California Bureau of Home Furnishings Technical Bulletin 133

– On March 1, 1992 Technical Bulletin 133 (TB 133), a fire test for seating furniture in public buildings, became law in California. On and after March 1, 1992 all seating furniture sold in California for use in the public buildings specified in the regulations, must be in compliance with the requirements of TB 133, and each product must be labeled stating that the furniture meets TB 133. If a building is fully sprinklered, compliance with TB 133 becomes discretionary, however, even in sprinklered buildings all furniture must meet the minimum fire standards of the bureau's Technical Bulletin 117.

California Technical Bulletin 133 requires special construction procedures and is based on fabric and product design. For applicable CAL 133 upcharge, refer to up-charge, refer to individual product pages in the specification guide or the fabric database at www.coalesse.com.

Pre-Approved Fabrics – www.coalesse.com
If a model or fabric is not listed, consult Customer Service for details at 800.627.6770.

***Note** – California Technical Bulletin 133 is a unit test and requires specific product testing of unit for certification. If certification is required the test of a unit constructed exactly as the unit(s) to be specified in the installation, the cost of the test unit plus the cost of testing (\$500 U.S. net per test) must be added to obtain certification. Coalesse is not responsible for any charges for COM/COL purchased prior to evaluation if unit fails. Textile and unit cannot be returned.

Please consult Customer Service at 1.800.627.6770 or Fax 888.413.5161 for suggested fabrics/leathers, upcharges and minimums required for meeting California Technical Bulletin 133.

General Information – Specifications, test procedures and requirements pertaining to flammability regulations are changing rapidly. Coalesse will make every effort to keep our information and services pertaining to flame specifications up-to-date. However, we do reserve the right to alter the products, fabrics/leathers or upcharges associated with any of the above or any other flame specifications.

When COM or COL is specified for use on Coalesse seating that is to meet the New York Port Authority Code, the COM or COL must be treated to meet this code prior to receipt by Coalesse. Coalesse is not responsible for the flammability treatment or certification of any COM or COL. All upcharges indicated are to be added to list prices.
► See specific product pages in the Coalesse Specification Guides for CAL 133 approval, option, and pricing.

Fabric Matrix

Steelcase Standard Fabrics

Note: Coalesse reserves the right to reject fabrics when necessary if the quality or construction is not satisfactory for intended use. For most up to date information on fabric usage please check the fabric database on www.coalesse.com.

	Legend • = Not available ■ = Available ▶ See specification pages in the <i>Coalesse Specification Guides</i> for details.	Steelcase Fabrics	Cogent: Connect Grade 06	Foundation Grade 06	Jacks Grade 06	Link Grade 06	Nitelights Grade 06	Imperma Grade 07	New Black Grade 07	Stand In Grade 07	Billiard Multi-Use by DesignTex Grade 08	Texel Grade 08	Bo Peep Grade 9	Remix Grade 09	Silk Grade 09
Await			•	■	■	■	■	■	■	■	■	■	■	■	■
Bindu			■	■	■	■	■	■	■	■	■	■	■	■	■
Bix Cushions			■	■	■	■	■	■	■	■	■	■	■	■	■
Bix Screen			■	•	■	■	•	■	■	■	■	■	■	■	■
Bob			■	■	■	■	■	■	■	■	■	■	■	■	■
Capa			■	■	■	■	■	■	■	■	■	■	■	■	■
Chord			■	■	■	■	■	■	■	■	■	■	■	■	■
Circa			•	■	■	■	■	■	■	■	■	■	■	■	■
Coupe			■	■	■	■	■	■	■	■	■	■	■	■	■
Davos			■	■	■	■	■	■	■	■	■	■	■	■	■
Enea			■	■	■	■	■	■	■	■	■	■	■	■	■
Enea Lottus			■	■	■	■	■	■	■	■	■	■	■	■	■
Enea Altzo943			■	■	■	■	■	■	■	■	■	■	■	■	■
Exponents, Benches			■	■	■	■	■	■	■	■	■	■	■	■	■
Hosu			■	•	■	■	■	■	■	•	■	■	■	■	■
Joel			■	■	■	■	■	■	■	■	■	■	■	■	■
Kathryn			■	■	■	■	■	■	■	■	■	■	■	■	■
Lagunitas Cushion			■	■	■	■	■	■	■	■	■	■	■	■	■
Last Minute			■	■	■	■	■	■	■	■	■	■	■	■	•
Lox			•	■	■	■	■	■	■	■	■	■	■	■	■
Marien152			■	■	■	■	■	■	■	•	■	■	■	■	■
Massaud Lounge			■	■	■	■	■	■	■	■	■	■	■	■	■
Massaud Conference			■	■	■	■	■	■	■	■	■	■	■	■	■
Millbrae Contract			■	■	■	■	■	■	■	■	■	■	■	■	■
Millbrae Lifestyle			•	■	■	■	■	■	■	■	■	■	■	■	■
Montara650			■	■	■	■	■	■	■	■	■	■	■	■	■
Passerelle			■	■	■	■	■	■	■	■	■	■	■	■	■
Ripple			•	■	■	■	■	■	■	■	■	■	■	■	■
Sidewalk			■	■	■	■	■	■	■	■	■	■	■	■	■
Sistema Lounge System			•	■	■	■	■	■	■	■	■	■	■	■	■
SW_1			■	■	■	■	■	■	■	•	■	■	■	■	•
Swathmore			■	■	■	■	■	■	■	■	■	■	■	■	■
Swathmore Grande			■	■	■	■	■	■	■	■	■	■	■	■	■
Switch			■	■	■	■	■	■	■	■	■	■	■	■	■
Thoughtful			■	■	■	■	■	■	■	■	■	■	■	■	■
Together			■	■	■	■	■	■	■	■	■	■	■	■	■
Topo Lounge			■	■	■	■	■	■	■	■	■	■	■	■	■
Topo Mobile Lounge			■	■	■	■	■	■	■	■	■	■	■	■	■
Visalia			■	■	■	■	■	■	■	■	■	■	■	■	■
Wrapp			•	■	■	■	■	■	■	■	■	■	■	■	■

The above Steelcase fabrics are available as standard without a backer on select Coalesse product lines. For those product lines that are noted as unavailable, it may be specifiable with a backer as a Select Surface fabric. Additional Steelcase fabrics are available through the Select Surface program. Please consult the Coalesse Fabric Database for availability.

Disclaimer: Coalesse is pleased to provide this information. However, even after preliminary approval, Coalesse reserves the right to reject fabrics/leathers when necessary if the quality or construction is not satisfactory for the item it is intended for use on. Coalesse reserves the right to evaluate data daily and make any necessary changes or improvements to the information provided. Textile recommendations do not imply a warranty for the textiles. The textile manufacturer provides all warranties for textiles. All trademarks and trade names are the property of the different manufacturers. All pricing quotes for product should be obtained from your local Sales Representative or a Coalesse Customer Service Representative. Recommendations such as backing and CAL 133 will require additional cost and may require additional lead-time. All specifications are subject to change without notice.


Upholstery Palette

Coalesse Knit


Note: Coalesse reserves the right to reject fabrics when necessary if the quality or construction is not satisfactory for intended use. For most up to date information on fabric usage please check the fabric database on www.coalesse.com.

Grade 1


SW_1




Sand
5KG0




Silver
5KG1




Black
5KG3



Ivory
5KG4




Coal
5KG5




Fire
5KG6




Pewter
5KG9




Ice
5KH0




Currant
5KH1



Ocean
5KH2




Silver Grey
5KH3




Olive
5KH4




Blue Ink
5KH5




Blue Bird
5KH6



Blush
5KH7



Goldenrod
5KH8




Leaf
5KH9


Lagunitas Focus Nook and Lounge System



Sand
5K50



Silver
5K51




Pewter
5K52



Black
5K54



Ivory
5K58



Coal
5K59



Silver Grey
5K70


Upholstery Palette

Coalesse Knit


Note: Coalesse reserves the right to reject fabrics when necessary if the quality or construction is not satisfactory for intended use. For most up to date information on fabric usage please check the fabric database on www.coalesse.com.

Grade 2


Lagunitas Focus Nook and Lounge System



Fire
5K55




Ice
5K60




Ocean
5K61




Leaf
5K63




Currant
5K67




Olive
5K71




Blue Ink
5K72



Blue Bird
5K73



Blush
5K74



Goldenrod
5K75


Upholstery Palette

Coalesse Fabric

Note: Coalesse reserves the right to reject fabrics when necessary if the quality or construction is not satisfactory for intended use. For most up to date information on fabric usage please check the fabric database on www.coalesse.com.

Grade 10

Hexa – For use on Hosu products only



Dark Grey
CL50

Light Grey
CL51

Blue
CL52

Yellow
CL55

Saffron
CL70

Rose Quartz
CL71

Lagoon
CL72

Sea Salt
CL73




Steam
CL74

Ocean
CL75

Sage
CL76

Grade 11

Fusion – For use on Hosu lounge, Massaud work lounge, Massaud conference seating, and Lagunitas personal table only



Caviar
CL60

Graphite
CL62

Steam*
CL64

Terracotta
CL80

Copper
CL81

Sage
CL82

Blue Ink
CL83

Blue Steel
CL84

*Steam is not available on Hosu.

Upholstery Palette

Coalesse Stitching

Note: Coalesse reserves the right to reject fabrics when necessary if the quality or construction is not satisfactory for intended use. For most up to date information on fabric usage please check the fabric database on www.coalesse.com.

Stitching (Holy Day Tables)




White
L941
(Matches L151)



Ebony
L900
(Matches L112)



Mica
L904
(Matches L114)




Espresso
L923
(Matches L133)




Saffron
L939



Garnet
L930
(Matches L140)



Scarlet
L925
(Matches L135)



Rosetta
L919



Sky Blue
L910




























Tip: All products, other than Holy Day traditional thread color, will closest match to the surface material.

Upholstery Palette

Steelcase Fabric

Grade 6

Cogent: Connect

							
Coconut 5S15	Turmeric/Honey 5S16	Tangerine 5S17	Scarlet 5S18	Concord 5S19	Blue Jay 5S21	Wasabi 5S23	Nickel 5S24
							
Graphite 5S25	Licorice 5S26	Malt 5S27	Root Beer 5S28	Indigo/Blueprint 5S93	Lizard/Jungle 5S94	Sailor 5S95	Quicksilver 5S96
							
Lipstick/Merlot 5S99	Royal Blue 5SD0	Aubergine 5SD1	Peacock 5SD2	Lagoon 5SD3	Saffron 5SD4	Citrine 5SD5	Rose Quartz 5SD6
							
Sea Salt 5SD7	Storm Cloud 5SF3	Olivine 5SF4					


Foundation

							
Black 5875	Navy 5876	Foggy Night 5877	Sailor 5878	Ivory 5879	Seal 5880	Peat 5881	New Sand 5882
							
Cranberry 5883	Spring 5884	Honey 5885	Folkstone 5886	Pebble 5887	Oregano 5888		


Upholstery Palette

Steelcase Fabric

Jacks




Taupe
5B61



Camel
5B62



Pewter
5B64




Midnight
5B70


Links




Burgundy
5A20 **10/23**




Blue
5A24



Navy
5A25




Purple
5A26 **10/23**




Black
5A27


Nitelights



Moss
5F63



Stone
5F66



Moon
5F67


10/23 = Last order entry
October 15, 2023

Upholstery Palette

Steelcase Fabric *continued*

Grade 7


Imperma




Toffee
TM01 **10/23**




Pigeon
TM02




Fossil
TM03




Poppyseed
TM04




Cumin
TM06 **10/23**




Marble
TM07




Cliff
TM08




Pesto
TM10 **10/23**



Wave
TM11




Niagara
TM12




Tuscan
TM13


New Black



Jack
5J08



James
5J09



Harley
5J12

10/23 = Last order entry
October 15, 2023

Upholstery Palette

Steelcase Fabric

Stand In

							
Sleet 5621	Lunar 5622	Cyclone 5623	Eclipse 5624	Powder 5625	Chardonnay 5626	Graham 5627	Sediment 5628
							
Allspice 5629	Apple 5630	Lava 5631	Cayenne 5632	Plantain 5633	Parsley 5634	Scallion 5635	Atlantis 5636
							
Orca 5691	Burlap 5740	Porter 5741	Tusk 5742	Putty 5743	Blueberry 5744	Chartreuse 5745	Mango 5746
							
Sedona 5747	Juniper 5748	Peanut 5749					


Upholstery

Upholstery Palette


Steelcase Fabric *continued*

Grade 8

Billiard Multi-Use by Designtex

Poppy
5H11Tangelo
5H12Citrine/Citron
5H13Avocado
5H14Indigo
5H16Mallard
5H17Teak
5H18Cumulus
5H19Pewter
5H20Gunmetal
5H21Ink
5H22Rose Quartz
5H23Sea Salt
5H24Storm Cloud
5H25Olivine
5H26

Texel

Angora
TM20Grist
TM21Galaxy
TM22Terracotta
TM23Field
TM25Haze
TM26

Upholstery Palette













Steelcase Fabric

Grade 9

Bo Peep

							
Bone 5G67	Honey Mustard 5G72	Marmalade 5G73	Picnic 5G74	Pinot 5G75	Bloom 5G76	Grapevine 5G77	Artichoke 5G79
							
Serpent 5G80	Carolina 5G81	Blue Bonnet 5G82	Nautical 5G83	Gravel 5G84	Sharkskin 5G85	Kohl 5G86	

Remix

							
Rust RE01	Pumpkin RE02	Pebble RE03	Dark Chocolate RE04	Beige RE05	Linen Beige RE06	Concrete RE08	Sky Blue RE09
							
Blue Jean RE10	Ivy Green RE11	Primavera Yellow RE12	Night Blue RE13				

Upholstery Palette

Steelcase Fabric *continued*

Silk



Butterscotch
5L30



Dijon
5L31



Seaweed
5L32




Boysenberry
5L33



Vermillion
5L34



Marina
5L35



Heather Blue
5L36



Blue Raspberry
5L37



Cauldron
5L38



Flaxen
5L39

Leather/Faux

Leather

Elmosoft and Elmorustical
Leather Care

Only the finest hides are used for Elmo leather. Expect some color variations from hide to hide due to the aniline state of the product. Color fading may occur if leather is exposed to direct or intense light. Care is required to allow this product to achieve the rich natural patina that beautiful natural leather develops. The hallmarks of this leather include some naturally occurring markings, such as healed scars, insect bites, stretch marks, and fat wrinkles. Elmorustical's leather treatment is very natural with little protection from spills or body oils. This rich leather will exhibit stains and oils through normal use. Coalesse is not responsible for discoloration, spotting, or staining on this leather.

Special Color Match Leather

Coalesse can provide a special color match in its leather to any supplier's leather color, paint color, carpet color, wall-paper color, etc. Sample to match must be submitted to Coalesse with purchase order. Sample for approval can be supplied if requested.

*Note: Minimum order
2,500 sq. ft.*

Special Fabric Applications*

Backing*

• Backing information is found on each product page in the Coalesse Specification Guides. Select this option when ordering your product to have backing applied. Price varies by product according to yardage it requires.

*Prices subject to change without notice and an additional two week lead time will apply for 54" wide fabrics. Wider fabrics will require four weeks additional lead time.

Elmo Leather

Coalesse uses leathers that are provided by Elmo of Sweden. Elmosoft is a full grain, aniline dyed, semi-aniline finish.

With Elmosoft leather, now recyclable and chromium-free, you have the opportunity to bid on green projects when requested. Elmosoft leathers are never corrected, buffed, or altered in any way. Coalesse purchases only original full grain leathers. The quality of this genuine leather can be felt in the hand immediately. Other leathers are often stiff because of the amount of pigment needed to cover the imperfections of an inferior hide. Using leather of a low quality affects the overall quality of the furniture it is upholstered on. You can feel confident in leather purchased from Coalesse.

Elmosoft

Grade C

L110	Maritime Blue
L111	Midnight Blue
L112	Ebony
L113	Gunmetal
L114	Mica
L115	Dove Grey
L116	Plum Pleasure
L122	Truffle
L128	Red Birch
L133	Espresso
L134	Ruby
L135	Scarlet
L138	Bourbon
L139	Cinder
L140	Garnet
L143	Pecan
L144	Chamois
L146	Russet
L147	Saddle
L151	White
L709	Sugar
L711	Parchment
L717	Cameo
L723	Storm
L730	Hunter
L743	Forest Green
L747	Cigar
L749	Beaver
L750	Bluffstone
L752	Oxblood
L755	Peanut Butter
L758	Mustard
L762	Canvas
L763	Macadamia
L768	Tropical
L769	Mauve
L770	Cadet
L772	Timberwolf
L773	Chalice
L774	Oil
L775	Coyote

Elmorustical and Elmotique Leather

Elmorustical and Elmotique are a full-top grain, aniline dyed leather.

Elmorustical has a grain which varies in structure and offers outstanding comfort. It is an aniline leather with all the distinct features of the natural hide.

Elmotique is a thinner aniline leather with a batique-effect and displays all the features possessed by the original hide.

Only the finest hides are used for Elmorustical and Elmotique leathers. Expect some color variations from hide to hide due to the aniline state of the product. Color fading may occur if leather is exposed to direct or intense light. Care is required to allow this product to achieve the rich natural patina that beautiful leather develops. The hallmarks of this leather include some naturally occurring markings such as healed scars, insect bites, stretch marks, and fat wrinkles. Elmorustical and Elmotique's leather treatment is very natural with little protection from spills or body oils. This rich leather will exhibit stains and oils through normal use. Coalesse is not responsible for discoloration, spotting, or staining on this leather.

Grade E

Elmorustical

L318	Loam
L319	Ebony
L321	Beige
L323	Buff
L325	Camel
L326	Charbrown
L330	Flame
L332	Honey
L334	Mist Green
L337	Russet
L338	Rust
L363	Tendrill
L364	Fog
L365	Sunflower
L366	Terra Cotta
L367	Cadet
L368	Marine
L369	Mallard
L370	Smoke
L371	Merlot
LD54	Twilight

Elmotique

L311	Flaxen
L312	Earth
L313	Clay
L314	Blue Mountain
L315	Juniper

Saddle Leather

Applies to: saddle stitch color
options for Holy Day leather
table (only)

L925	Scarlet (matches L135)
L910	Sky Blue
L919	Rosetta
L941	White (matches L151)
L904	Mica (matches L114)
L939	Saffron
L930	Garnet (matches L140)
L923	Espresso (matches L133)
L900	Ebony (matches L112)

Faux Leather

Coalesse offers a variety of faux leathers. Not all faux leathers are available on all products, check seating matrix on 24 to determine availability.

Grade 10

Brisa

BR01	Black Onyx
BR04	Truffle
BR06	Ash
BR07	Sage
BR08	Celery
BR09	Sterling Blue
BR10	Night Navy
BR11	Cambridge Blue
BR12	Abyss
BR14	Pompeia
BR16	Cinnabar
BR18	New Sand
BR20	White
BR21	Moccasin
BR22	Buckskin
BR24	Mineral
BR25	Skyway
BR26	Iron
BR27	Stormy
BR28	Esmeralda
BR29	Seaweed
BR30	Bone
BR31	Caramel
BR32	Bridle
BR33	Moon

Grade 11

Destiny

DY01	Black
DY02	Raisin
DY03	Blueberry
DY04	Chestnut
DY05	Cedar
DY06	Black Rose
DY07	Wine
DY08	Patine
DY09	Dune
DY10	Truffle
DY11	Oak
DY12	Newport
DY13	Evergreen
DY14	Storm
DY15	Juniper
DY16	Olive
DY17	Mocha
DY18	Ash
DY21	Butter
DY23	Deep Red
DY24	Eggshell
DY26	Parchment
DY27	Periwinkle
DY30	Royal Purple
DY31	Saddle
DY32	Cactus Green
DY33	Cypress
DY34	Mink
DY35	Football
DY36	Root

Leather/Faux *continued*

Finesse

AM00 White Cloud
 AM01 Gelato
 AM02 Winter White
 AM04 Mushroom
 AM06 Charbrown
 AM08 Iceberg
 AM09 Gravel
 AM10 Colonial Blue
 AM24 Rye
 AM25 Barley
 AM26 Stucco
 AM27 Beaver
 AM28 Otter
 AM65 Bordeaux
 AM66 Navy
 AM67 Cinder
 AM80 Cameo
 AM81 Oyster Grey
 AM83 Taupe
 AM85 Chestnut
 AM87 Indigo
 AM88 Bone
 AM89 Jet Black
 AM92 Burgundy
 AM93 Hunter Green
 AM98 Oxford Brown

Ovation

O500 Dark Brown
 O501 Light Grey
 O502 Sage
 O503 Indigo
 O504 Lilac
 O505 Terra
 O506 Moss
 O507 Teal
 O508 Stone
 O509 Cappuccino

Panache

P800 Ebony
 P801 Cactus
 P802 Sherwood
 P803 Teal Blue
 P804 Sweet Sage
 P805 Coffee
 P806 True Taupe
 P807 Cashew
 P808 Acorn
 P809 Redwood
 P810 Exotic Orchid
 P811 Maize
 P812 Chartreuse
 P813 Regal Blue

Prestige

AFA1 Onyx
 AFB2 Soft White
 AFC3 Saxe Blue
 AFD3 Buff
 AFDG Antique White
 AFE1 Sandstone
 AFH1 Pecan
 AFH2 Buttercream
 AF11 Havana
 AF12 Brick
 AFL8 French Grey
 AFP1 Willow
 AFP2 Boxwood Green
 AFPA Tree Moss
 AFPC Celadon
 AFS3 Wild Plum

Grade 12

Elegance

EL01 Ivory
 EL02 Cream
 EL03 Char
 EL04 Saddle
 EL05 Dune
 EL06 Camel
 EL07 Sage
 EL08 Gray
 EL09 Walnut
 EL10 Burgundy
 EL11 Green
 EL12 Navy
 EL13 Black

Grade 13

Destiny Perforated

DP01 Black
 DP02 Raisin
 DP03 Blueberry
 DP04 Chestnut
 DP05 Cedar
 DP06 Black Rose
 DP07 Wine
 DP08 Patine
 DP09 Dune
 DP10 Truffle
 DP11 Oak
 DP12 Newport
 DP13 Evergreen
 DP14 Storm
 DP15 Juniper
 DP16 Olive
 DP17 Mocha
 DP21 Butter
 DP23 Deep Red
 DP24 Eggshell
 DP26 Parchment
 DP27 Periwinkle
 DP30 Royal Purple
 DP31 Saddle
 DP32 Cactus Green
 DP33 Cypress
 DP34 Mink
 DP35 Football
 DP36 Root

Finesse Perforated

AP00 White Cloud
 AP01 Gelato
 AP02 Winter White
 AP04 Mushroom
 AP06 Charbrown
 AP08 Iceberg
 AP09 Gravel
 AP10 Colonial Blue
 AP24 Rye
 AP25 Barley
 AP26 Stucco
 AP27 Beaver
 AP28 Otter
 AP65 Bordeaux
 AP66 Navy
 AP67 Cinder
 AP80 Cameo
 AP81 Oyster Grey
 AP83 Taupe
 AP85 Chestnut
 AP87 Indigo
 AP88 Bone
 AP89 Jet Black
 AP92 Burgundy
 AP93 Hunter Green
 AP98 Oxford Brown

Panache Perforated

PR00 Ebony
 PR01 Cactus
 PR02 Sherwood
 PR03 Teal Blue
 PR04 Sweet Sage
 PR05 Coffee
 PR06 True Taupe
 PR07 Cashew
 PR08 Acorn
 PR09 Redwood
 PR10 Exotic Orchid
 PR11 Maize
 PR12 Chartreuse
 PR13 Regal Blue

Prestige Perforated

APA1 Onyx
 APB2 Soft White
 APC3 Saxe Blue
 APD3 Buff
 APDG Antique White
 APE1 Sandstone
 APH1 Pecan
 APH2 Buttercream
 API1 Havana
 API2 Brick
 APL8 French Grey
 APP1 Willow
 APP2 Boxwood Green
 APPA Tree Moss
 APPC Celadon
 APS3 Wild Plum

Cut Yardage Net Price List

FABRIC NAME	Under 60 Yards	60 Yards & Over	
Elegance®	\$122.00/yd.	\$113.00/yd.	
Finesse®	\$74.00/yd.	\$73.00/yd.	
Finesse® Perforated (min. 5 yds)	\$88.00/yd.	\$87.00/yd.	
Prestige®	\$80.00/yd.	\$76.00/yd.	
Prestige® Perforated (min. 5 yds)	\$96.00/yd.	\$92.00/yd.	
Destiny®	\$81.00/yd.	\$78.00/yd.	
Destiny® Perforated (min. 5 yds)	\$97.00/yd.	\$93.00/yd.	
Ovation	\$81.00/yd.	\$76.00/yd.	
Panache	\$81.00/yd.	\$78.00/yd.	
LEATHER NAME	Under 500 sq. ft.	500-1000 sq. ft.	Over 1000 sq.ft.
Elmosoft	\$10.00/sq. ft.	\$9.00/sq. ft.	\$8.50/sq. ft.
Elmorustical*	\$16.00/sq. ft.	\$10.00/sq. ft.	\$9.50/sq. ft.

*See page 21 for Elmorustical Leather care.

ORDERING INFORMATION

- Minimum Order Requirements
- Fabric: 1 yd. - 1/8 yd. increments.
- Leather: 1 full hide (avg. sq. ft./hide - 50).
- All orders will be filled in full hides only.
- Overage will be invoiced accordingly.
- Cancelled textile orders are subject to a 30% restocking fee. Order must be cancelled 5 days before ship date.
- Special match leather: 2,500 sq. ft. minimum (Check delivery date)
- The embossing techniques used on Novasuede Perforated, to achieve these looks involve very high temperatures. Color and shade may vary slightly based on the fiber density being embossed.

Due to the natural processes of dying, sanding and embossing necessary to achieve these special looks, actual production may vary slightly in appearance from the swatches shown.

COALESSE TEXTILE WARRANTY

Coalesse textile merchandise is produced in accordance with Coalesse high standards. Coalesse does not guarantee, warrant or accept any responsibility whatsoever by reason of its fabrics or leathers fading, wearing, cracking, shrinking, stretching, tearing, seam slippage, alteration in color due to any finish treatment (flameproofing, stain repellent, etc.) or discoloration from liquid contact. Printed textiles are not warranted against irregularity in register. Coalesse is not responsible for dye lot differences or discrepancies in widths of fabrics. Coalesse does not guarantee, warrant or represent an exact color match to cuttings, tabs, memos or sample cards. Coalesse does not warrant exact matching of color or grain of leather. Leather hides may contain certain natural marks, scars, scratches, wrinkles and shade variations within hides, etc., considered by leather tanneries and Coalesse to be inherent characteristics part of the natural beauty of leather and the size or location of such markings cannot be controlled. In any event, upon inspection, Coalesse's responsibility shall be limited to either replacement of merchandise or refund of purchase price at Coalesse's option. The foregoing constitutes the sole and exclusive remedy of the customer. Coalesse is not responsible for the application or installation of our products. In no event shall Coalesse be responsible for any consequential damages or any charges, costs, expenses, or obligations other than as expressly herein set forth. Coalesse makes no other warranties, expressed or implied, as to any product sold by Coalesse. All other warranties (including any warranty of merchantability or fitness for any particular purpose) are hereby excluded.



For Canadian Pricing
 Multiply U.S. Price by the
 Canadian price factor.
 ► See page 1 for details.

Leather and Faux Leather Matrix

Note: Coalesse reserves the right to reject fabrics when necessary if the quality or construction is not satisfactory for intended use. For most up to date information on fabric usage please check the fabric database on www.coalesse.com.

Legend	Elmosoft Grade C	Elmotique Grade E	Elmorustical Grade E	Brisa Grade 10	Destiny Grade 11	Destiny Perforated Grade 13	Prestige Grade 11	Prestige Perforated Grade 13	Finesse Grade 11	Finesse Perforated Grade 13	Elegance Grade 12	Panache Grade 11	Panache Perforated Grade 13	Ovation Grade 11
• = Not available														
■ = Available														
▣ = Available but will have comfort wrinkles														
► See specification pages in the Coalesse Specification Guides for details.														
Await	■	•	■	■	■	■	■	■	■	■	■	■	■	■
Bindu	■	•	■	■	■	■	■	■	■	■	■	■	■	■
Bix	■	•	■	■	■	•	■	•	■	•	■	■	■	■
Bob	■	•	■	■	■	•	■	•	■	•	■	■	■	■
Capa	■	•	■	■	■	■	■	■	■	■	■	■	■	■
Chord	■	•	■	■	■	■	■	■	■	■	■	■	■	■
Circa	■	•	■	■	■	■	■	■	■	■	■	■	■	■
Coupe	■	•	■	■	■	■	■	■	■	■	■	■	■	■
Davos	■	•	■	■	■	•	■	•	■	•	■	■	•	■
Enea	■	•	■	■	■	■	■	■	■	■	■	■	■	■
Enea Lottus	■	■	■	■	■	•	■	•	■	•	■	■	•	■
Enea Café Wood Stool	■	■	■	■	■	■	■	■	■	■	■	■	■	■
Enea Alto943	■	■	■	■	■	•	■	•	■	•	■	■	•	■
Exponents (Benches)	■	•	■	■	■	•	■	•	■	•	■	■	•	■
Holy Day	■	•	■	■	■	•	■	•	■	•	■	■	•	■
Joel	■	•	■	■	■	•	■	•	■	•	■	■	•	■
Kathryn	■	■	■	■	■	■	■	■	■	■	■	■	■	■
Lagunitas	■	•	■	■	■	■	■	■	■	■	■	■	■	■
Last Minute	■	•	■	■	■	•	■	•	■	•	■	■	•	■
Lox	■	■	■	■	■	•	■	•	■	•	■	■	•	■
Marien152	■	•	■	■	■	•	■	•	■	•	■	■	■	■
Massaud	■	•	■	•	•	•	■	■	■	■	■	■	■	■
Millbrae Contract	■	•	■	■	■	■	■	■	■	■	■	■	■	■
Millbrae Lifestyle	■	■	■	■	■	■	■	■	■	■	■	■	■	■
Montara650	■	•	■	■	■	•	■	•	■	•	■	■	■	■
Passerelle	■	•	■	■	■	■	■	■	■	■	■	■	■	■
Potrero 415 Light*	■	•	•	•	•	•	•	•	•	•	•	•	•	•
Ripple	■	•	■	■	■	■	■	■	■	■	■	■	■	■
Sidewalk	■	•	■	■	■	■	■	■	■	■	■	■	■	■
Sistema Lounge System	■	•	•	■	■	•	■	•	■	•	■	■	•	■
SW_1	■	•	■	■	■	•	■	•	■	•	■	■	•	■
Swathmore	■	•	■	■	■	■	■	■	■	■	■	■	■	■
Swathmore Grande	■	•	■	■	■	■	■	■	■	■	■	■	■	■
Switch	■	•	■	■	■	■	■	■	■	■	■	■	■	■
Thoughtful	■	•	■	■	■	■	■	■	■	■	■	■	■	■
Together	▣	•	▣	▣	▣	•	▣	•	▣	•	▣	▣	•	■
Topo Lounge	■	•	■	■	■	•	■	•	■	•	■	■	•	■
Topo Mobile Lounge	■	•	■	■	■	•	■	•	■	•	■	■	•	■
Visalia	■	•	■	■	■	■	■	■	■	■	■	■	■	■
Wrapp	■	•	■	■	■	■	■	■	■	■	■	■	■	■

*Curated palette of Elmosoft Leather is available.

Disclaimer: Coalesse is pleased to provide this information. However, even after preliminary approval, Coalesse reserves the right to reject fabrics/leathers when necessary if the quality or construction is not satisfactory for the item it is intended for use on. Coalesse reserves the right to evaluate data daily and make any necessary changes or improvements to the information provided. Textile recommendations do not imply a warranty for the textiles. The textile manufacturer provides all warranties for textiles. All trademarks and trade names are the property of the different manufacturers. All pricing quotes for product should be obtained from your local Sales Representative or a Coalesse Customer Service Representative. Recommendations such as backing and CAL 133 will require additional cost and may require additional lead-time. All specifications are subject to change without notice.

Leather Palette

Note: Coalesse reserves the right to reject fabrics when necessary if the quality or construction is not satisfactory for intended use. For most up to date information on fabric usage please check the fabric database on www.coalesse.com.

► See *Leather and Faux Leather Matrix* for availability by product list, page 24.

Grade C

Elmosoft

							
Maritime Blue L110	Midnight Blue L111	Ebony L112	Gunmetal L113	Mica L114	Dove Grey L115	Plum Pleasure L116	Truffle L122
							
Red Birch L128	Espresso L133	Ruby L134	Scarlet L135	Bourbon L138	Cinder L139	Garnet L140	Pecan L143
							
Chamois L144	Russet L146	Saddle L147	White L151	Sugar L709	Parchment L711	Cameo L717	Storm L723
							
Hunter L730	Forest Green L743	Cigar L747	Beaver L749	Bluffstone L750	Oxblood L752	Peanut Butter L755	Mustard L758
							
Canvas L762	Macadamia L763	Tropical L768	Mauve L769	Cadet L770	Timberwolf L772	Chalice L773	Oil L774
							
Coyote L775							

Leather Palette continued

Note: Coalesse reserves the right to reject fabrics when necessary if the quality or construction is not satisfactory for intended use. For most up to date information on fabric usage please check the fabric database on www.coalesse.com.

► See *Leather and Faux Leather Matrix* for availability by product list, page 24.

Grade E

Elmorustical



Loam
L318

Ebony
L319

Beige
L321

Buff
L323

Camel
L325

Charbrown
L326

Flame
L330

Honey
L332



Mist Green
L334

Russet
L337

Rust
L338


Tendril
L363

Fog
L364

Sunflower
L365

Terra Cotta
L366

Cadet
L367



Marine
L368


Mallard
L369

Smoke
L370

Merlot
L371

Twilight
LD54

Elmotique



Flaxen
L311

Earth
L312

Clay
L313

Blue Mountain
L314

Juniper
L315

Faux Leather Palette

Note: Coalesse reserves the right to reject fabrics when necessary if the quality or construction is not satisfactory for intended use. For most up to date information on fabric usage please check the fabric database on www.coalesse.com.

► See *Leather and Faux Leather Matrix* for availability by product list, page 24.

Grade 10

Brisa

							
Black Onyx BR01	Truffle BR04	Ash BR06	Sage BR07	Celery BR08	Sterling Blue BR09	Night Navy BR10	Cambridge Blue BR11
							
Abyss BR12	Pompeia BR14	Cinnabar BR16	New Sand BR18	White BR20	Moccasin BR21	Buckskin BR22	Mineral BR24
							
Skyway BR25	Iron BR26	Stormy BR27	Esmeralda BR28	Seaweed BR29	Bone BR30	Caramel BR31	Bridle BR32
							
Moon BR33							

Faux Leather Palette continued

Note: Coalesse reserves the right to reject fabrics when necessary if the quality or construction is not satisfactory for intended use. For most up to date information on fabric usage please check the fabric database on www.coalesse.com.

► See *Leather and Faux Leather Matrix* for availability by product list, page 24.

Grade 11

Destiny

							
Black DY01	Raisin DY02	Blueberry DY03	Chestnut DY04	Cedar DY05	Black Rose DY06	Wine DY07	Patine DY08
							
Dune DY09	Truffle DY10	Oak DY11	Newport DY12	Evergreen DY13	Storm DY14	Juniper DY15	Olive DY16
							
Mocha DY17	Ash DY18	Butter DY21	Deep Red DY23	Eggshell DY24	Parchment DY26	Periwinkle DY27	Royal Purple DY30
							
Saddle DY31	Cactus Green DY32	Cypress DY33	Mink DY34	Football DY35	Root DY36		

Faux Leather Palette











Note: Coalesse reserves the right to reject fabrics when necessary if the quality or construction is not satisfactory for intended use. For most up to date information on fabric usage please check the fabric database on www.coalesse.com.

► See *Leather and Faux Leather Matrix* for availability by product list, page 24.

Finesse

							
White Cloud AM00	Gelato AM01	Winter White AM02	Mushroom AM04	Charbrown AM06	Iceberg AM08	Gravel AM09	Colonial Blue AM10
							
Rye AM24	Barley AM25	Stucco AM26	Beaver AM27	Otter AM28	Bordeaux AM65	Navy AM66	Cinder AM67
							
Cameo AM80	Oyster Grey AM81	Taupe AM83	Chestnut AM85	Indigo AM87	Bone AM88	Jet Black AM89	Burgundy AM92
							
Hunter Green AM93	Oxford Brown AM98						

Ovation

							
Dark Brown O500	Light Grey O501	Sage O502	Indigo O503	Lilac O504	Terra O505	Moss O506	Teal O507
							
Stone O508	Cappuccino O509						

Faux Leather Palette continued

Note: Coalesse reserves the right to reject fabrics when necessary if the quality or construction is not satisfactory for intended use. For most up to date information on fabric usage please check the fabric database on www.coalesse.com.

► See *Leather and Faux Leather Matrix* for availability by product list, page 24.

Panache


							
Ebony P800	Cactus P801	Sherwood P802	Teal Blue P803	Sweet Sage P804	Coffee P805	True Taupe P806	Cashew P807
							
Acorn P808	Redwood P809	Exotic Orchid P810	Maize P811	Chartreuse P812	Regal Blue P813		

Prestige

							
Onyx AFA1	Soft White AFB2	Saxe Blue AFC3	Buff AFD3	Antique White AFDG	Sandstone AFE1	Pecan AFH1	Buttercreme AFH2
							
Havana AFI1	Brick AFI2	French Grey AFL8	Willow AFP1	Boxwood Green AFP2	Tree Moss AFPA	Celadon AFPC	Wild Plum AFS3

Grade 12

Elegance

							
Ivory EL01	Cream EL02	Char EL03	Saddle EL04	Dune EL05	Camel EL06	Sage EL07	Grey EL08
							
Walnut EL09	Burgundy EL10	Green EL11	Navy EL12	Black EL13			

Wood

Wood

Standard Wood Finishes

Coalesse's primary wood finish, Clarity, is a water-borne UV topcoat, which protects the environment while providing exceptional durability and resistance to water and chemical stains. Contoured products, such as wood guest chairs and occasional tables, are finished with post-catalyzed vinyl, which provides similar properties and matches the sheen and color of Clarity. Due to natural variations in wood, finished products may vary from samples in color, texture, and grain.

Wood will develop a deep, rich patina over time as the wood ages. Mineral streaks, gum pockets, and pin knots are some of the unique characteristics that are visible in veneers and solids.

All wood products will darken with age and exposure to ultra-violet light. This is especially apparent with cherry and maple veneer.

When storing your wood furniture, please follow the following guidelines:

- Do not store products in trailers
- Store products in areas that simulate office temperatures (60°F to 90°F)
- Store products in areas that maintain constant, office-like humidity levels
- Keep product away from light. Cover products to make sure they are not exposed to light.

Samples contact Customer Service at 1.800.627.6770

Steelcase Wood Finishes

Coalesse will match current Steelcase wood finishes at no upcharge. Finish matches are for color only and do not match the Steelcase finish in sheen.

Natural veneers celebrate the natural beauty of wood with neutral tones.

Plank veneers were intentionally designed to enhance the unique characteristics of wood with natural variations that include grain pattern, color, and texture that are meant to be celebrated.

Stain-To-Match Wood Finish

Coalesse will stain-to-match any wood finish with a one-time \$500 net charge per customer per finish. Customers must work with Concierge team to advise species, cut, and sheen and submit a sample with a surface dimension of at least 3" x 3" for matching. Coalesse requires written approval of a strike-off sample before starting production. When ordering, customers must select the applicable finish code, specifying cut and species, and reference the Customiz stain finish number attached to the match. The one-time charge and strike-off sample is not required for standard Steelcase or Coalesse finishes. Contact Concierge team for additional program details.

Phone: 1.866.645.6952

Email: concierge@steelcase.com

Steelcase Select Surfaces

In addition to the standard Steelcase veneer palette, Coalesse offers Steelcase Select Surfaces.

Composite veneers are engineered veneer intended to create consistent grain patterns and characteristics with minimal inconsistency within an order. Please note that because these finishes are part of Steelcase Select Surfaces, they may have additional lead times.

Painted MDF

The painted medium density fiberboard (MDF) is utilizing molding grade MDF, therefore, the 45 lb density is consistent throughout the entire thickness of the board. This allows for a smooth edge when painted. Three coats of water reducible finish is applied to the board in a milk or black. The painted MDF has durability and care properties like a wood veneer, thus, must be treated as such.

Wood Veneer Specifications

Cherry

- American Black Cherry
- Flat-cut, plain sliced/book matched
- Quarter-cut/book matched
- Narrow cathedrals, mild grain, minimal pitch
- 5-10" wide leaves of 1/42" thick veneer, balanced on panel
- No gaps between leaves
- PB (particle board) core
- Low sheen 15 or high sheen 35

Maple

- Eastern Hard White Maple
- Flat-cut, plain sliced/slip matched
- Quarter-cut/book matched
- Narrow cathedrals, mild grain, minimal pitch
- 5-10" wide leaves of 1/42" thick veneer, balanced on panel
- No gaps between leaves
- PB (particle board) core
- Low sheen 15 or high sheen 35

Oak

- White Oak
- Rift-cut
- Slip match
- Mild grain
- 4-8" wide leaves of 1/42" thick veneer, balanced on panel
- No gaps between leaves
- PB (particle board) core
- Low sheen 15 or high sheen 35

Walnut

- American Black Walnut
- Flat-cut, plain sliced/book matched
- Quarter-cut/book matched
- Narrow cathedrals, mild grain
- 5-10" wide leaves of 1/42" thick veneer, balanced on panel
- No gaps between leaves
- PB (particle board) core
- Low sheen 15 or high sheen 35

Exclusive (by product)

Teak

- Quarter-cut/book match
- 15 sheen

Ash (Grey)

- Quarter-cut/book match
- 15 sheen

Flat-Cut – High Sheen

Grade 1

- V10C FC/HS Natural Cherry
- V11C FC/HS Clear Cherry
- V12C FC/HS Medium Amber Cherry
- V13C FC/HS Dark Cherry
- V10M FC/HS Clear Maple
- V11M FC/HS Natural Beech on Maple
- V12M FC/HS Medium Maple
- V10W FC/HS Natural Walnut
- V11W FC/HS Clear Walnut
- V12W FC/HS Medium Walnut
- V13W FC/HS Black Walnut
- V14W FC/HS Dark Walnut

Flat-Cut – Low Sheen

Grade 1

- V1AC FC/LS Natural Cherry
- V1BC FC/LS Clear Cherry
- V1CC FC/LS Medium Amber Cherry
- V1DC FC/LS Dark Cherry
- V1AM FC/LS Clear Maple
- V1BM FC/LS Natural Beech on Maple
- V1CM FC/LS Medium Maple
- V1AW FC/LS Natural Walnut
- V1BW FC/LS Clear Walnut
- V1CW FC/LS Medium Walnut
- V1EW FC/LS Dark Walnut

Rift-Cut – High Sheen

Grade 1

- V30K RC/HS Natural Oak
- V31K RC/HS Desert Oak
- V32K RC/HS Medium Brown Oak
- V33K RC/HS Medium Gray Oak
- V34K RC/HS Black Brown Oak

Rift-Cut – Low Sheen

Grade 1

- V3AK RC/LS Natural Oak
- V3BK RC/LS Desert Oak
- V3CK RC/LS Medium Brown Oak
- V3DK RC/LS Medium Gray Oak
- V3EK RC/LS Black Brown Oak

FC=Flat-Cut
RC=Rift-Cut
QC=Quarter-Cut
WL=Wedge Lay-up
HS=High Sheen
LS=Low Sheen

Wood *continued*

Applies to: Enea Altzo943, Montara650 Tables and Seating, and Sistema Lounge System

Grade 1

VP01 Light Oak
VP03 Black Oak
VP05 White Oak

Grade 2

VP02 Smoked Oak
VP04 Grey Oak

Quarter-Cut – High Sheen

Grade 2

V20C QC/HS Natural Cherry
V21C QC/HS Clear Cherry
V22C QC/HS Medium Amber Cherry
V23C QC/HS Dark Cherry
V20M QC/HS Clear Maple
V21M QC/HS Natural Beech on Maple
V22M QC/HS Medium Maple
V20W QC/HS Natural Walnut
V21W QC/HS Clear Walnut
V22W QC/HS Medium Walnut
V23W QC/HS Black Walnut
V24W QC/HS Dark Walnut

Quarter-Cut – Low Sheen

Grade 2

V2AA QC/LS Ash Natural FSC
V2AC QC/LS Natural Cherry
V2BC QC/LS Clear Cherry
V2CC QC/LS Medium Amber Cherry
V2DC QC/LS Dark Cherry
V2AM QC/LS Clear Maple
V2BM QC/LS Natural Beech on Maple
V2CM QC/LS Medium Maple
V2AW QC/LS Natural Walnut
V2BW QC/LS Clear Walnut
V2CW QC/LS Medium Walnut
V2EW QC/LS Dark Walnut
V2AT QC/LS Teak Natural Raw FSC

Wedge Lay-up – Flat-Cut – High Sheen*

Grade 1

W10C WC/FC/HS Natural (Raw) Cherry
W11C WC/FC/HS Clear Cherry
W12C WC/FC/HS Medium Amber Cherry
W13C WC/FC/HS Dark Cherry
W10M WC/FC/HS Clear Maple
W11M WC/FC/HS Natural Beech on Maple
W12M WC/FC/HS Medium Maple
W10W WC/FC/HS Natural (Raw) Walnut
W11W WC/FC/HS Clear Walnut
W12W WC/FC/HS Medium Walnut
W13W WC/FC/HS Black Walnut
W14W WC/FC/HS Dark Walnut

FC = Flat-Cut
RC = Rift-Cut
QC = Quarter-Cut
WL = Wedge Lay-up
HS = High Sheen
LS = Low Sheen
OP = Open Pore
E = Established

Wedge Lay-up – Flat-Cut – Low Sheen*

Grade 1

W1AC WC/FC/LS Natural (Raw) Cherry
W1BC WC/FC/LS Clear Cherry
W1CC WC/FC/LS Medium Amber Cherry
W1DC WC/FC/LS Dark Cherry
W1AM WC/FC/LS Clear Maple
W1BM WC/FC/LS Natural Beech on Maple
W1CM WC/FC/LS Medium Maple
W1AW WC/FC/LS Natural (Raw) Walnut
W1BW WC/FC/LS Clear Walnut
W1CW WC/FC/LS Medium Walnut
W1EW WC/FC/LS Dark Walnut

Wedge Lay-up – Rift-Cut – High Sheen*

Grade 1

W30K WC/RC/HS Natural (Raw) Oak
W31K WC/RC/HS Desert Oak
W32K WC/RC/HS Medium Brown Oak
W33K WC/RC/HS Medium Gray Oak
W34K WC/RC/HS Black Brown Oak

Wedge Lay-up – Rift-Cut – Low Sheen*

Grade 1

W3AK WC/RC/LS Natural (Raw) Oak
W3BK WC/RC/LS Desert Oak
W3CK WC/RC/LS Medium Brown Oak
W3DK WC/RC/LS Medium Gray Oak
W3EK WC/RC/LS Black Brown Oak

Wedge Lay-up – Quarter-Cut – High Sheen*

Grade 2

W20C WC/QC/HS Natural (Raw) Cherry
W21C WC/QC/HS Clear Cherry
W22C WC/QC/HS Medium Amber Cherry
W23C WC/QC/HS Dark Cherry
W20M WC/QC/HS Clear Maple
W21M WC/QC/HS Natural Beech on Maple
W22M WC/QC/HS Medium Maple
W20W WC/QC/HS Natural (Raw) Walnut
W21W WC/QC/HS Clear Walnut
W22W WC/QC/HS Medium Walnut
W23W WC/QC/HS Black Walnut
W24W WC/QC/HS Dark Walnut

Wedge Lay-up – Quarter-Cut – Low Sheen*

Grade 2

W2AC WC/QC/LS Natural (Raw) Cherry
W2BC WC/QC/LS Clear Cherry
W2CC WC/QC/LS Medium Amber Cherry
W2DC WC/QC/LS Dark Cherry
W2AM WC/QC/LS Clear Maple
W2BM WC/QC/LS Natural Beech on Maple
W2CM WC/QC/LS Medium Maple
W2AW WC/QC/LS Natural (Raw) Walnut
W2BW WC/QC/LS Clear Walnut
W2CW WC/QC/LS Medium Walnut
W2EW WC/QC/LS Dark Walnut

*Available on select tables, refer to pricing pages in the Coalesse Specification Guides for availability.

Steelcase Veneers, Open Pore Only

Grade 1

Cherry, Flat-Cut

3402 FC/OP Clear Cherry
3412 FC/OP Natural Cherry E
3422 FC/OP Medium Cherry

Maple, Flat-Cut

3522 FC/OP Clear Maple
3592 FC/OP Blonde on Maple E

Maple, Quarter-Cut

3222 QC/OP Clear Maple
3292 QC/OP Blonde on Maple E

Walnut, Flat-Cut

3062 FC/OP Graphite Walnut
3342 FC/OP Black Walnut
3702 FC/OP Clear Walnut
3712 FC/OP Natural Walnut
3752 FC/OP Medium Walnut E
3762 FC/OP Dark Walnut
3772 FC/OP Medium Mahogany on Walnut

Walnut, Quarter-Cut

3302 QC/OP Clear Walnut
3312 QC/OP Natural Walnut
3352 QC/OP Medium Walnut E
3362 QC/OP Dark Walnut
3372 QC/OP Medium Mahogany on Walnut
3382 QC/OP Graphite Walnut
3392 QC/OP Black Walnut

Oak, Rift-Cut

3602 RC/OP Desert Oak

Premium Wood, Quarter-Cut

3832 QC/OP Figured Anegre

Planked Veneer

3P41 OP Planked Cherry
3P51 OP Planked Maple
3P61 OP Planked Oak
3P71 OP Planked Walnut
3VFX OP Unmarked Oak

Natural Veneer, Flat-Cut

35A2 FC/OP Blanch Maple
37A2 FC/OP Thunder Walnut

Natural Veneer, Rift Cut

36A2 RC/OP Volcanic Oak

Grade 2

Ash, Quarter-Cut

3042 QC/OP Ash E

Natural Veneer, Flat-Cut

3082 FC/OP Washed Walnut

Natural Veneer, Quarter Cut

32A2 QC/OP Blanch Maple
33A2 QC/OP Thunder Walnut

Wood

Steelcase Select Surfaces Veneers, Open Pore Only

Grade 1

Composite Veneer, Flat-Cut

- 3JDX FC/OP Oak Composite
- 3JJX FC/OP Walnut Composite

Grade 2

Composite Veneer, Quarter-Cut

- 3F8X QC/OP European Walnut Composite
- 3GGX QC/OP Zebrano Composite
- 3HGX QC/OP Oak Composite
- 3HVX QC/OP Walnut Composite
- 3ZNX QC/OP Dark Cerused Oak Composite

Painted MDF

Applies to: Exponents Whiteboard and Mobile Display

- V145 Milk
- V197 Black

Solid Wood Matrix

For Solid Hardwood Components of Seating and Tables

Legend

- = Not available
- = Available
- = Stain color only on maple
- = Stain color on Beech
- See specification pages in the Coalesse Specification Guides for details.

Seating

	Maple Flat-Cut – High Sheen	Maple Flat-Cut – Low Sheen	Maple Quarter-Cut – High Sheen	Maple Quarter-Cut – Low Sheen	Cherry Flat-Cut – High Sheen	Cherry Flat-Cut – Low Sheen	Cherry Quarter-Cut – High Sheen	Cherry Quarter-Cut – Low Sheen	Oak Rift-Cut – High Sheen	Oak Rift-Cut – Low Sheen	Walnut Flat-Cut – High Sheen	Walnut Flat-Cut – Low Sheen	Walnut Quarter-Cut – High Sheen	Walnut Quarter-Cut – Low Sheen	Teak Quarter-Cut – High Sheen	Teak Quarter-Cut – Low Sheen	Grey Ash – High Sheen	Grey Ash – Low Sheen
Circa Cylinder Legs	•	•	•	•	•	•	•	•	■	■	•	•	•	•	•	•	•	•
Circa Tapered Legs	•	•	■	■	•	•	•	•	•	•	•	•	■	■	•	•	•	•
Coupe Lounge		•	•		•	•			•	•	•	•	•	•				
Coupe Wood Lounge	■	■	•	•		•	•		■	■	•	•	•	•	•	•		
Enea Altzo943	•	•	•	•	•	•	•	•	•	■	•	•	•	•	•	•	•	•
Enea Café Wood Stool*	•	•	•	•	•	•	•	•	•	■	•	•	•	•	•	•	•	•
Kathryn		•	•		•	•			•	•	•	•	•	•				
Marien152	•	•	•	•	•	•	•	•	■	■	•	•	•	•	•	•	•	•
Passerelle	■	■	•	•		•	•			•	•	•	•	•	•			
Sistema Lounge System**	•	•	•	•	•	•	•	•	•	■	•	•	•	•	•	•	•	•
Swathmore	■	■	•	•		•	•			•	•	•	•	•	•			
Swathmore Grande	■	■	•	•		•	•			•	•	•	•	•	•			
Thoughtful	■	■	•	•	•	•	•	•	•	•	■	■	•	•	•	•	•	•

* V3AK Natural Oak only.

** Select colors only: VP01, VP02, VP03, VP04, and VP05

► Matrix, continued on next page

Solid Wood Matrix

For Solid Hardwood Components of Seating and Tables

►Matrix, continued from previous page

Legend

- = Not available
- = Available
- = Stain color only on maple
- See specification pages in the Coalesse Specification Guides for details.

	Maple Flat-Cut – High Sheen	Maple Flat-Cut – Low Sheen	Maple Quarter-Cut – High Sheen	Maple Quarter-Cut – Low Sheen	Cherry Flat-Cut – High Sheen	Cherry Flat-Cut – Low Sheen	Cherry Quarter-Cut – High Sheen	Cherry Quarter-Cut – Low Sheen	Oak Rift-Cut – High Sheen	Oak Rift-Cut – Low Sheen	Walnut Flat-Cut – High Sheen	Walnut Flat-Cut – Low Sheen	Walnut Quarter-Cut – High Sheen	Walnut Quarter-Cut – Low Sheen	Teak Quarter-Cut – Low Sheen	Grey Ash – Low Sheen
Occasional Tables																
CG_1	•	•	•	•	•	•	•	•	■	■	■	■	•	•	•	•
Circa Cylinder Legs	•	•	•	•	•	•	•	•	■	■	•	•	•	•	•	•
Circa Tapered Legs	•	•	■	■	•	•	•	•	■	■	•	•	■	■	•	•
Passerelle	■	■	•	•		•	•			•	•	•				
Collaboration and Conference Tables																
Potrero415 Light	•	•	•	•	•	•	•	•	■	■	•	•	•	•	•	•
Potrero415	•	•	•	•	•	•	•	•	■	■	•	•	•	•	•	•

Solid Wood Stains Palette

For Solid Hardwood Components of Seating and Tables

► See *Solid Wood Matrix* for availability by product list, page 34.

High Sheen



Clear Maple
V10M

Natural Beech
on Maple
V11M

Medium Maple
V12M

Natural Cherry
V10C

Clear Cherry
V11C

Medium Amber
Cherry
V12C

Dark Cherry
V13C

Natural Walnut
V10W



Clear Walnut
V11W

Medium Walnut
V12W

Black Walnut
V13W

Dark Walnut
V14W

Finish may be applied to different species.
See Solid Wood Matrix for details.

Low Sheen



Clear Maple
V1AM

Natural Beech
on Maple
V1BM

Medium Maple
V1CM


Natural Cherry
V1AC

Clear Cherry
V1BC

Medium Amber
Cherry
V1CC

Dark Cherry
V1DC

Natural Walnut
V1AW



Clear Walnut
V1BW

Medium Walnut
V1CW

Dark Walnut
V1EW

Finish may be applied to different species.
See Solid Wood Matrix for details.

High Sheen



Natural Oak
V30K

Desert Oak
V31K

Medium Brown Oak
V32K

Medium Gray Oak
V33K

Black Brown Oak
V34K

Finish may be applied to different species.
See Solid Wood Matrix for details.

Low Sheen



Natural Oak
V3AK

Desert Oak
V3BK

Medium Brown Oak
V3CK

Medium Gray Oak
V3DK

Black Brown Oak
V3EK

Finish may be applied to different species.
See Solid Wood Matrix for details.

Veneer Matrix

For Conference and Café Tables, Storage, Casegoods, and Occasional Tables, and Seating

Legend

- = Not available
- = Available
- = Stain color only on maple
- = Stain color only
- ▶ See specification pages for details.

	Maple Flat-Cut – High Sheen	Maple Flat-Cut – Low Sheen	Maple Quarter-Cut – High Sheen	Maple Quarter-Cut – Low Sheen	Cherry Flat-Cut – High Sheen	Cherry Flat-Cut – Low Sheen	Cherry Quarter-Cut – High Sheen	Cherry Quarter-Cut – Low Sheen	Oak Rift-Cut – High Sheen	Oak Rift-Cut – Low Sheen	Walnut Flat-Cut – High Sheen	Walnut Flat-Cut – Low Sheen	Walnut Quarter-Cut – High Sheen	Walnut Quarter-Cut – Low Sheen	Teak Quarter-Cut – Low Sheen	Grey Ash – Low Sheen	Wedge Cut Veneers – Any Species	Transolid – Solid Surface	Exclusive Finishes for Trees	Milk MDF	Black MDF	Composite Flat-Cut–Select Surfaces	Composite Quarter-Cut–Select Surfaces	Planked Veneers	Natural Veneers	Ash – Quarter-Cut	Premium Wood–Quarter-Cut
Tables and Casegoods																											
Bix	■	■	■	■	■	■	■	■	■	■	■	■	■	■	•	•	•	•	•	•	•	■	■	■	■	■	■
Bob	■	■	■	■	■	■	■	■	■	■	■	■	■	■	•	•	■	■	•	•	•	■	■	■	■	■	■
CG_1	■	■	■	■	■	■	■	■	■	■	■	■	■	■	•	•	•	■	•	•	•	■	■	■	■	■	■
Circa	•	•	■	■	•	•	•	•	■	■	•	•	■	■	•	•	•	•	•	•	•	•	•	•	•	•	•
Denizen Casegoods	■	■	■	■	■	■	■	■	■	■	■	■	■	■	■	■	•	•	•	•	•	■	■	■	■	■	■
Denizen Tables	■	■	■	■	■	■	■	■	■	■	■	■	■	■	■	■	•	•	■	•	•	■	■	■	■	■	■
Diekman	■	■	•	•			•	•						•	•	•	•	•	•	•	•	•	•	•	•	•	•
E-Tables 2 Bases	■	■	■	■	■	■	■	■	■	■	■	■	■	■	•	•	•	•	•	•	•	■	■	■	■	■	■
E-Tables 2 Tops	■	■	■	■	■	■	■	■	■	■	■	■	■	■	•	•	■	•	•	•	•	■	■	■	■	■	■
Enea	■	■	•	•	■	■	•	•	■	■	■	■	■	•	•	•	•	•	•	•	•	•	•	•	•	•	•
Enea Lottus	■	■	■	■	■	■	■	■	■	■	■	■	■	■	•	•	•	•	•	•	•	•	•	■	■	■	■
Exponents Whiteboard and Mobile Display	■	■	■	■	■	■	■	■	■	■	■	■	■	■	•	•	•	■	•	■	■	■	■	■	■	■	■
Holy Day	•	•	•	•	•	•	•	•	■	■	■	■	•	•	•	•	•	•	•	•	•	•	•	•	•	•	•
Host Bases	■	■	■	■	■	■	■	■	■	■	■	■	■	■	•	•	•	•	•	•	•	•	•	■	■	■	■
Host Tops	■	■	■	■	■	■	■	■	■	■	■	■	■	■	•	•	■	•	•	•	•	•	•	■	■	■	■
Lagunitas Focus Nook	■	■	■	■	■	■	■	■	■	■	■	■	■	■	•	•	•	•	•	•	•	■	■	■	■	■	■
Lagunitas Tables	■	■	■	■	■	■	■	■	■	■	■	■	■	■	•	•	•	•	•	•	•	■	■	■	■	■	■
Montara650	■	■	■	■	■	■	■	■	■	■	■	■	■	■	•	•	•	•	•	•	•	■	■	■	■	■	■
Potrero415	■	■	■	■	■	■	■	■	■	■	■	■	■	■	•	•	•	■	•	•	•	■	■	■	■	■	■
Potrero415 Light	■	■	■	■	■	■	■	■	■	■	■	■	■	■	•	•	•	■	•	•	•	■	■	■	■	■	■
Sebastopol	■	■	■	■	■	■	■	■	■	■	■	■	■	■	•	•	•	•	•	•	•	■	■	■	■	■	■
Sistema**	•	•	•	•	•	•	•	•	■	•	•	•	•	•	•	•	•	•	•	•	•	•	•	•	•	•	•
Storage, Bench, and Lectern	■	■	■	■	■	■	■	■	■	■	■	■	■	■	•	•	•	■	•	•	•	■	■	■	■	■	■
SW_1	■	■	■	■	■	■	■	■	■	■	■	■	■	■	•	•	■	■	•	•	•	■	■	■	■	■	■
Trees	•	•	•	•	•	•	•	•	•	•	•	•	•	•	•	•	•	■	•	•	•	•	•	•	•	•	•
Seating																											
Bix Podium Drawer	■	■	■	■	■	■	■	■	■	■	■	■	■	■	•	•	•	•	•	•	•	■	■	■	■	■	■
Coupe Mobile Lounge	■	■	•	•	■	■	•	•	■	■	■	■	■	•	•	•	•	•	•	•	•	•	•	•	•	•	•
Coupe Wood Lounge	■	■	•	•	■	■	•	•	■	■	■	■	■	•	•	•	•	•	•	•	•	•	•	•	•	•	•
Enea	■	■	•	•	■	■	•	•	■	■	■	■	■	•	•	•	•	•	•	•	•	•	•	•	•	•	•
Enea Café Wood Stool*	•	•	•	•	•	•	•	•	•	■	•	•	•	•	•	•	•	•	•	•	•	•	•	•	•	•	•
Montara650**	•	•	•	•	•	•	•	•	•	■	•	•	•	•	•	•	•	•	•	•	•	•	•	•	•	•	•
Sidewalk Mobile Lounge	■	■	•	•	■	■	•	•	■	■	■	■	■	•	•	•	•	•	•	•	•	•	•	•	•	•	•
Sistema Lounge System **	•	•	•	•	•	•	•	•	•	■	•	•	•	•	•	•	•	•	•	•	•	•	•	•	•	•	•
Swathmore Grande Mobile Lounge	■	■	•	•	■	■	•	•	■	■	■	■	■	•	•	•	•	•	•	•	•	•	•	•	•	•	•

* V3AK Natural Oak only


** Select colors only: VP01, VP02, VP03, VP04, and VP05

Veneer Palette

For Conference and Multipurpose Tables, Storage, Casegoods, Occasional Tables, and Seating

► See *Veneer Matrix* for availability by product list, page 37.


Flat-Cut – High Sheen




Flat-Cut – Low Sheen



Rift-Cut – High Sheen



Rift-Cut – Low Sheen




Veneer Palette












For Conference and Multipurpose Tables, Storage, Caseworks, Occasional Tables, and Seating

► See *Veneer Matrix* for availability by product list, page 37.

Quarter-Cut – High Sheen

							
Clear Maple V20M	Natural Beech on Maple V21M	Medium Maple V22M	Natural Cherry V20C	Clear Cherry V21C	Medium Amber Cherry V22C	Dark Cherry V23C	Natural Walnut V20W
							
Clear Walnut V21W	Medium Walnut V22W	Dark Walnut V24W	Black Walnut V23W				

Quarter-Cut – Low Sheen

							
Clear Maple V2AM	Natural Beech on Maple V2BM	Medium Maple V2CM	Natural Cherry V2AC	Clear Cherry V2BC	Medium Amber Cherry V2CC	Dark Cherry V2DC	Natural Walnut V2AW
							
Clear Walnut V2BW	Medium Walnut V2CW	Dark Walnut V2EW					

Wood


Veneer Palette continued

For Conference and Multipurpose Tables, Storage, Casegoods, Occasional Tables, and Seating

► See *Veneer Matrix* for availability by product list, page 37.


Steelcase Veneers (open pore only)

Ash – Quarter-Cut



Ash **E**
3042


Cherry – Flat-Cut



Clear Cherry
3402



Natural Cherry **E**
3412




Medium Cherry
3422

Maple – Flat-Cut



Clear Maple
3522



Blonde on Maple **E**
3592

Maple – Quarter-Cut



Clear Maple
3222




Blonde on Maple **E**
3292


Walnut – Flat-Cut




Graphite Walnut
3062



Clear Walnut
3702




Natural Walnut
3712



Medium Walnut **E**
3752



Dark Walnut
3762



Medium Mahogany
on Walnut
3772


Walnut – Quarter-Cut



Clear Walnut
3302




Natural Walnut
3312



Medium Walnut **E**
3352



Dark Walnut
3362



Medium Mahogany
on Walnut
3372



Graphite Walnut
3382

E=Established

Veneer Palette

For Conference and Multipurpose Tables, Storage, Casegoods, Occasional Tables, and Seating

► See *Veneer Matrix* for availability by product list, page 37.

Steelcase Veneers (open pore only)

Premium Wood – Quarter-Cut



Figured Anegre
3832

Oak – Rift-Cut



Desert Oak
3602



Medium Cherry
3422

Planked Veneer



Planked Cherry
3P41




Planked Maple
3P51



Planked Oak
3P61



Planked Walnut
3P71




Unmarked Oak
3VFX

Natural Veneer




Quarter-Cut Blanch
Maple
32A2



Quarter-Cut
Thunder Walnut
33A2



Flat-Cut Blanch
Maple
35A2



Rift-Cut Volcanic
Oak
36A2



Flat-Cut Thunder
Walnut
37A2

Composite, Flat-Cut—Select Surfaces



Oak
3JDX



Walnut
3JJX


■=Established

Veneer Palette continued


For Conference and Multipurpose Tables, Storage, Casegoods, Occasional Tables, and Seating

► See *Veneer Matrix* for availability by product list, page 37.

Composite, Quarter-Cut—Select Surfaces



European Walnut
3F8X



Zebrano
3GGX




Oak
3HGX



Walnut
3HVX



Cherry
3JQX




Night Cerused Oak
3ZNX

Denizen Wood



Quarter-Cut
Grey Ash
V2AA



Quarter-Cut Teak
V2AT




Rift-Cut Oak
V3AK

Exponents Whiteboard and Mobile Display Painted MDF



Milk
V145




Black
V197


Enea Alto943, Montara650 Tables and Seating, and Sistema Lounge System



Light Oak
VP01




Smoked Oak
VP02



Black Oak*
VP03



Grey Oak
VP04



White Oak
VP05



Rift-Cut Oak**
V3AK

* VP03 Black Oak is equivalent in color to Steelcase finish 36A2 Volcanic Ash.

** V3AK Rift-Cut Oak is only available on Enea Alto943.

Trees Embossed Wood



Medium Brown
EWMB



Natural
EWNT

Laminate

Laminate

Coalesse's graded laminate program includes our standard laminates, Steelcase High-Pressure Laminates, and standard High-Pressure Laminates from Nevamar, Wilsonart, Formica, and Pionite.

Standard Coalesse Laminate

Grade 1

Coalesse High-Pressure Laminates are priced as Grade 1.

High-Pressure Laminates listed below are not available on all products, check laminate matrix for availability.

2730	Arctic White
2746	Black
2826	White Nebula
2829	Poppyseed
2830	Charcoal
2884	Milk
2886	Maple
2887	Amber Cherry
2890	Folkstone BMV
2891	Ingot
2892	Ash
2894	Natural Cork
2895	Natural Walnut
2896	Dark Cork
2897	Desert Oak
2898	Satin Stainless

Standard Steelcase Laminate

Grade 1

All Steelcase High-Pressure Laminates may be specified on Coalesse products with exception (must be ordered as Special): Await tables, Enea tables, and Enea Lottus tables. The use of Steelcase High-Pressure Laminate may be subject to extended lead times.

Fiber Laminate

2850	Vanadium Fiber
2852	Tungsten Fiber
2854	Vellum Fiber E
2860	Granite Fiber
2862	Stucco Fiber E

Micro Laminate

2920	Marl Micro
2921	Gypsum Micro
2922	Clay Micro

Patina Laminate

2870	Blonde Bronze Patina
2873	Instant Iron Patina

Solid Laminate

2722	Cream E
2730	Arctic White
2746	Black
2811	Mist E
2883	Seagull
2884	Milk
2885	Dune
2HAA	Persian Salt
2HAB	Rose
2HAC	Indigo
2HAD	Green Citrine
2HAE	Dark Olivine
2HAF	Cloudy
2HMG	Merle

Speckle Laminate

2820	Coffee Speckle E
2823	Driftwood Speckle
2824	Smoke Speckle
2825	Vanadium Speckle

Woodgrain Laminate

2406	Clear Cherry E
2409	Clear Maple
2410	Graphite Walnut
2412	Natural Cherry
2422	Medium Cherry
2511	Winter on Maple
2535	Virginia Walnut
2536	Blackwood E
2538	Clear Walnut
2592	Blonde on Maple E
2612	Marbled Maple E*
2614	Chocolate Walnut E*
2615	Marbled Cherry E*
2714	Natural Walnut E
2HAK	Clear Oak
2HAN	Ash Noce
2HAT	Acacia
2HAW	Ash Wenge
2HBN	Bisque Noce
2HBW	Bisque Wenge
2HCN	Clay Noce
2HCW	Clay Wenge
2HSN	Storm Noce
2HSW	Storm Wenge
2HWA	Grey Kingswood
2HWB	Planked Walnut
2HWD	Resolute Walnut
2HWE	Natural Recon
2HWF	Smoked Walnut

Grade 2

Textured Laminate

2TH2	Fawn Cypress
2TH4	Saddle Oak
2TH5	Veranda Teak
2TH7	Walnut Heights
2UH1	Reclaimed Aggregate
2UH2	Reclaimed Gravel
2UH4	Cement*
2UH6	Sheetrock

*2612 Marbled Maple, 2614 Chocolate Walnut, 2615 Marbled Cherry, and 2UH4 Cement have limited availability, determined by product sizing and/or options.

Grade 3

Solid Laminate

24H1	Satin White
24H2	Satin Black
24H3	Satin Stone
24H4	Satin Mocha

Open Line Laminates

Customers can select laminates that are not offered as standard from select suppliers. Standard grade High-Pressure laminates can be specified in Grade 1 (290A) or Grade 2 (290B) as indicated below (subject to availability). Grade 2 laminates will have extended lead time. Select from any Coalesse or Steelcase standard edge band finish.

Contact Customer Service at 1.800.627.6770 to verify that your laminate selection falls within the categories noted below.

Directional patterns and woodgrains may be used on freestanding systems products, but will not be patterned matched.

Some standard High-Pressure Laminates, may not be available in the appropriate size to produce large products.

Wilsonart (Grade 1)
Standards (matte finish)
Exceptions: High definition which must be quoted as a special. Marker board which is grade 2.

Nevamar (Grade 2)
Solids (textured finish)
Patterns (textured finish)

Formica (Grade 2)
Color portfolio (matte finish)
Patterns (matte finish)
Formations (matte finish)

Pionite (Grade 2)
Decorative surfaces (suede finish)

Non-Standard Laminates
Coalesse can supply additional laminates for an upcharge. Contact your Coalesse sales consultant for a custom quotation. Custom upcharges will vary based upon the cost of the material specified and additional labor required to manufacture the products. Some non-standard laminates will not be available in the appropriate size to produce large Coalesse products. A sample of the laminate may be requested for approval. Some non-standard laminates may be subject to extended lead times.

E = Established

- = Not available
- = Available
- ▶ See specification pages for details.

E = Established

High-Pressure Laminate Matrix

Legend

- = Not available
- = Available
- See specification pages for details.

Seating

Await
Bix Podium Drawer Front
Coupe
Sidewalk Tablet
Swathmore Grande

Occasional Tables

Await
Bix Tables
Bob Tables
CG_1
Circa Tables
Enea
Enea Lottus
Lagunitas Tables
Lagunitas Focus Nook
Montara650
SW_1

Tables and Casegoods

Au Lait
Ballet
Bob Tables
E-Table 2 Top
E-Table 2 Laminate Base
Enea
Enea Lottus
Host Collection
Montara650
Potrero415
Potrero415 Light
SW_1
Train

Standard Steelcase High-Pressure Laminate (continued)

2535 Virginia Walnut
2536 Blackwood E
2538 Clear Walnut
2539 Warm Oak E
2592 Blonde on Maple E
2612 Marbled Maple E
2614 Chocolate Walnut E
2615 Marbled Cherry E
2714 Natural Walnut E
2722 Cream E
2772 Medium Mahogany on Walnut E
2811 Mist E
2820 Coffee Speckle E
2823 Driftwood Speckle
2824 Smoke Speckle
2825 Vanadium Speckle
2850 Vanadium Fiber
2852 Tungsten Fiber
2854 Vellum Fiber E
2859 Novell Fiber
2860 Granite Fiber
2861 Coconut Fiber
2862 Stucco Fiber E
2870 Blonde Bronze Patina
2871 Blackened Bronze Patina
2873 Instant Iron Patina
2883 Seagull
2885 Dune
2920 Marl Micro
2921 Gypsum Micro
2922 Clay Micro

E = Established

Laminate

- = Not available
- = Available
- ▶ See specification pages for details.

Legend
<div><div>•</div> = Not available</div> <div><div>■</div> = Available</div> <div>► See specification pages for details.</div>
2HAA Persian Salt
2HAB Rose
2HAC Indigo
2HAD Green Citrine
2HAE Dark Olivine
2HAF Cloudy
2HAK Clear Oak
2HAN Ash Noce
2HAT Acacia
2HAW Ash Wenge
2HBN Bisque Noce
2HBW Bisque Wenge
2HCN Clay Noce
2HCW Clay Wenge
2HMG Merle
2HSN Storm Noce
2HSW Storm Wenge
2HWA Grey Kingswood
2HWB Planked Walnut
2HWD Resolute Walnut
2HWE Natural Recon
2HWF Smoked Walnut
2TH2 Fawn Cypress
2TH4 Saddle Oak
2TH5 Veranda Teak
2TH7 Walnut Heights
2UH1 Reclaimed Aggregate
2UH2 Reclaimed Gravel
2UH4 Cement
2UH6 Sheetrock

[illegible][illegible][illegible]

46

High-Pressure Laminate Palette

► See *High-Pressure Laminate Matrix* for availability by product list, page 44.


Standard Coalesse High-Pressure Laminate




*Available on Await only.

Standard Steelcase High-Pressure Laminate

Laminate



Micro Laminate



Speckle Laminate



^E = Established

High-Pressure Laminate Palette continued

► See *High-Pressure Laminate Matrix* for availability by product list, page 44.

Standard Steelcase High-Pressure Laminate, continued

Micro Laminate



Blonde Bronze
Patina
2870



Instant Iron Patina
2873


Solid Laminate



Satin White
24H1



Satin Black
24H2



Satin Stone
24H3



Satin Mocha
24H4



Cream ^E
2722




Mist ^E
2811




Seagull
2883



Dune
2885



Persian Salt
2HAA



Rose
2HAB



Indigo
2HAC



Green Citrine
2HAD



Dark Olivine
2HAE



Cloudy
2HAF



Merle
2HMG

^E = Established

High-Pressure Laminate Palette


► See *High-Pressure Laminate Matrix* for availability by product list, page 44.

Woodgrain Laminate

							
Clear Cherry ^E 2406	Clear Maple 2409	Graphite Walnut 2410	Natural Cherry 2412	Medium Cherry 2422	Winter on Maple 2511	Virginia Walnut 2535	Blackwood ^E 2536
							
Clear Walnut 2538	Blonde on Maple ^E 2592	Marbled Maple ^E 2612	Chocolate Walnut ^E 2614	Marbled Cherry ^E 2615	Natural Walnut ^E 2714	Clear Oak 2HAK	Ash Noce 2HAN
							
Acacia 2HAT	Ash Wenge 2HAW	Bisque Noce 2HBN	Bisque Wenge 2HBW	Clay Noce 2HCN	Clay Wenge 2HCW	Storm Noce 2HSN	Storm Wenge 2HSW
							
Grey Kingswood 2HWA	Planked Walnut 2HWB	Resolute Walnut 2HWD	Natural Recon 2HWE	Smoked Walnut 2HWF			

Laminate

Textured Laminate

							
Fawn Cypress 2TH2	Saddle Oak 2TH4	Veranda Teak 2TH5	Walnut Heights 2TH7	Reclaimed Aggregate 2UH1	Reclaimed Gravel 2UH2	Cement 2UH4	Sheetrock 2UH6

^E = Established

Laminate Edge Band Matrix

Legend

- = Not available
- = Available
- See specification pages for details.

	6000 Black	6009 Artic White	6011 Ash	6012 Ingot	6034 Natural Cherry	6036 Medium Cherry	6037 Winter on Maple	6038 Blonde on Maple E	6041 Natural Walnut E	6052 Milk	6053 Seagull	6086 Folkstone	6090 Amber Cherry	6091 Fusion Maple	6093 Dove Grey	6125 Graystone	6126 Greige	6127 Stonedust	6128 Taupe	6130 Dark Gray	6134 North Sea	6169 Stone	6170 Mocha	61AA Persian Salt	61AB Rose	61AC Indigo	61AD Green Citrine	61AE Dark Olivine	61AF Cloudy	6213 Acacia	6219 Clear Oak	6231 Graphite Walnut	6234 Clear Cherry E
--	------------	------------------	----------	------------	---------------------	--------------------	----------------------	-------------------------------	------------------------------	-----------	--------------	----------------	-------------------	-------------------	----------------	----------------	-------------	----------------	------------	----------------	----------------	------------	------------	-------------------	-----------	-------------	--------------------	-------------------	-------------	-------------	----------------	----------------------	----------------------------

Seating

Swathmore Grande Mobile Tablet Self Edge	■	•	•	•	•	•	•	•	•	•	•	•	•	•	•	•	•	•	•	•	•	•	•	•	•	•	•	•	•	•	•	•	•
--	---	---	---	---	---	---	---	---	---	---	---	---	---	---	---	---	---	---	---	---	---	---	---	---	---	---	---	---	---	---	---	---	---

Occasional Tables

Await Table 3 mm Edge	■	■	•	•	•	•	•	•	•	•	•	•	•	•	•	•	•	•	•	•	■	•	•	•	•	•	•	•	•	•	•	•	
Bix Edge	■	■	■	■	■	■	■	■	■	■	■	■	■	■	■	■	■	■	■	■	•	■	■	■	■	■	■	■	■	■	■	■	
Enea T-Mold Edge	■	•	•	•	•	•	•	•	•	•	•	•	•	•	•	•	•	•	•	•	•	•	•	•	•	•	•	•	•	•	•	•	
Enea Lottus	■	•	•	•	•	•	•	•	•	•	•	•	•	•	•	•	•	•	•	•	•	•	•	•	•	•	•	•	•	•	•	•	
Montara650	■	■	■	■	■	■	■	■	■	■	■	■	■	■	■	•	■	•	■	•	■	■	■	■	■	■	■	■	■	■	■	■	■

Tables and Casegoods

Au Lait Convex Vinyl Edge	■	•	•	•	•	•	•	•	•	•	•	•	•	•	•	•	•	•	•	•	•	•	•	•	•	•	•	•	•	•	•	•	•
Au Lait Cast Urethane Edge	■	•	•	•	•	•	•	•	•	•	•	•	•	•	•	•	•	•	•	•	•	•	•	•	•	•	•	•	•	•	•	•	•
Await Table 3 mm Edge	■	■	•	•	•	•	•	•	•	•	•	•	•	•	•	•	•	•	•	■	•	•	•	•	•	•	•	•	•	•	•	•	•
Ballet Ribbed Vinyl Edge	■	•	•	•	•	•	•	•	•	•	•	•	•	•	•	•	•	•	•	•	•	•	•	•	•	•	•	•	•	•	•	•	•
Bix Edge (Bridge, work booth tables)	■	■	■	■	■	■	■	■	■	■	■	■	■	■	■	■	■	■	■	■	•	■	■	■	■	■	■	■	■	■	■	■	■
Bob Tables	■	■	■	■	■	■	■	■	■	■	■	■	■	■	■	•	■	•	■	•	■	•	■	■	■	■	■	■	■	■	■	■	■
E-Table 2 Convex Vinyl Edge	■	•	•	•	•	•	•	•	•	•	•	•	•	•	•	•	•	•	•	•	•	•	•	•	•	•	•	•	•	•	•	•	•
E-Table 2 3 mm Edge	■	■	■	■	■	■	■	■	■	■	■	■	■	■	■	•	■	•	■	•	■	•	■	■	■	■	■	■	■	■	■	■	■
Enea T-mold edge	■	•	•	•	•	•	•	•	•	•	•	•	•	•	•	•	•	•	•	•	•	•	•	•	•	•	•	•	•	•	•	•	•
Enea Lottus Phenolic Edge	■	•	•	•	•	•	•	•	•	•	•	•	•	•	•	•	•	•	•	•	•	•	•	•	•	•	•	•	•	•	•	•	•
Host Collection	•	•	•	•	•	•	•	•	•	•	•	•	•	•	•	•	•	•	•	•	•	•	•	•	•	•	•	•	•	•	•	•	•
Lagunitas Table 3 mm Edge	■	■	■	■	■	■	■	■	■	■	■	■	■	■	■	•	■	•	■	•	■	•	■	■	■	■	■	■	■	■	■	■	■
Lagunitas Focus Nook	■	■	■	■	■	■	■	■	■	■	■	■	■	■	■	•	■	•	■	•	■	•	■	■	■	■	■	■	■	■	■	■	■
Montara650	■	■	■	■	■	■	■	■	■	■	■	■	■	■	■	•	■	•	■	•	■	•	■	■	■	■	■	■	■	■	■	■	■
Potrero415	■	■	■	■	■	■	■	■	■	■	■	■	■	■	■	•	■	•	■	•	■	•	■	■	■	■	■	■	■	■	■	■	■
Potrero415 Light	■	■	■	■	■	■	■	■	■	■	■	■	■	■	■	•	■	•	■	•	■	•	■	■	■	■	■	■	■	■	■	■	■
SW_1	■	■	■	■	■	■	■	■	■	■	■	■	■	■	■	•	■	•	■	•	■	•	■	■	■	■	■	■	■	■	■	■	■
Train Signature Edge	■	•	•	•	•	•	•	•	•	•	•	•	•	•	•	•	•	•	•	•	•	•	•	•	•	•	•	•	•	•	•	•	•

E = Established

Laminate Edge Band Matrix

[illegible]

● = Established

Laminate Edge Band Matrix *continued*

Legend

- = Not available
- = Available
- See specification pages for details.

	6710 Storm Noce	6D10 Silver Metallic	6D11 Black	6D12 White	6T02 Fawn Cypress	6T04 Saddle Oak	6T05 Veranda Teak	6T07 Walnut Heights	2UH1 Reclaimed Aggregate	2UH2 Reclaimed Gravel	2UH4 Cement	2UH6 Sheetrock
Seating												
Swathmore Grande Mobile Tablet Self Edge	•	•	•	•	•	•	•	•	•	•	•	•
Occasional Tables												
Await Table 3 mm Edge	•	•	•	•	•	•	•	•	•	•	•	•
Bix Edge	■	•	•	•	■	■	■	■	■	■	■	■
Enea T-Mold Edge	•	■	■	■	•	•	•	•	•	•	•	•
Enea Lottus	•	•	•	•	•	•	•	•	•	•	•	•
Montara650	■	•	•	•	■	■	■	■	■	■	■	■
Tables and Casegoods												
Au Lait Convex Vinyl Edge	•	•	•	•	•	•	•	•	•	•	•	•
Au Lait Cast Urethane Edge	•	•	•	•	•	•	•	•	•	•	•	•
Await Table 3 mm Edge	•	•	•	•	•	•	•	•	•	•	•	•
Ballet Ribbed Vinyl Edge	•	•	•	•	•	•	•	•	•	•	•	•
Bix Edge (Bridge, work booth tables)	■	•	•	•	■	■	■	■	■	■	■	■
Bob Tables	■	•	•	•	■	■	■	■	■	■	■	■
E-Table 2 Convex Vinyl Edge	•	•	•	•	•	•	•	•	•	•	•	•
E-Table 2 3 mm Edge	■	•	•	•	■	■	■	■	■	■	•	■
Enea T-mold edge	•	■	■	■	•	•	•	•	•	•	•	•
Enea Lottus Phenolic Edge	•	•	•	•	•	•	•	•	•	•	•	•
Host Collection	•	•	•	•	•	•	•	•	•	•	•	•
Lagunitas Table 3 mm Edge	■	•	•	•	■	■	■	■	■	■	■	■
Lagunitas Focus Nook	■	•	•	•	■	■	■	■	■	■	■	■
Montara650	■	•	•	•	■	■	■	■	■	■	■	■
Potrero415	■	•	•	•	■	■	■	■	■	■	•	■
Potrero415 Light	■	•	•	•	■	■	■	■	■	■	■	■
SW_1	■	•	•	•	■	■	■	■	■	■	■	■
Train Signature Edge	•	•	•	•	•	•	•	•	•	•	•	•

Laminate Edge Band Matrix



Recommended Worksurface 3 mm Edge Finishes

For Bix, E-Table2, Lagunitas, Montara650, Potrero415, and SW_1

Recommended Edge Colors—Coalesse and Steelcase High-Pressure Laminate

Edges

The recommended edge color will complement the laminate color you specify. Edge color is specified separately.

Laminate Color	Recommended 3 mm Edge Color
Solid Laminate	
Coalesse:	
2830 Charcoal	6000 Black
2890 Folkstone	6086 Folkstone
2891 Ingot	6012 Ingot
2892 Ash	6011 Ash
Pattern Laminate	
Coalesse:	
2826 White Nebula	6635 Dawn
2829 Poppyseed	6249 Platinum Solid
2894 Natural Cork	6126 Greige
2896 Dark Cork	6695 Midnight Solid
2898 Satin Stainless	6093 Dove Grey
Woodgrain Laminate	
Coalesse:	
2886 Maple	6091 Fusion Maple
2887 Amber Cherry	6090 Amber Cherry
2895 Natural Walnut	6012 Ingot
2897 Desert Oak	6128 Taupe
Solid Laminate	
Steelcase:	
24H1 Satin White	6009 Arctic White
24H2 Satin Black	6000 Black
24H3 Satin Stone	6169 Stone
24H4 Satin Mocha	6170 Mocha
2722 Cream E	6631 Cream E
2730 Arctic White	6009 Arctic White
2746 Black	6000 Black
2811 Mist E	6636 Mist
2883 Seagull	6053 Seagull
2884 Milk	6052 Milk
2885 Dune	6654 Sand
2HAA Persian Salt	61AA Persian Salt
2HAB Rose	61AB Rose
2HAC Indigo	61AC Indigo
2HAD Green Citrine	61AD Green Citrine
2HAE Dark Olivine	61AE Dark Olivine
2HAF Cloudy	61AF Cloudy
2HMG Merle	6527 Merle
Woodgrain Laminate	
Steelcase:	
2406 Clear Cherry E	6234 Clear Cherry E
2409 Clear Maple	6237 Clear Maple
2410 Graphite Walnut	6231 Graphite Walnut
2412 Natural Cherry	6034 Natural Cherry
2422 Medium Cherry	6036 Medium Cherry
2511 Winter on Maple	6037 Winter on Maple
2535 Virginia Walnut	6242 Virginia Walnut
2536 Blackwood E	6243 Blackwood E
2538 Clear Walnut	6245 Clear Walnut
2539 Warm Oak	6246 Warm Oak
2592 Blonde on Maple E	6038 Blonde on Maple E
2612 Marbled Maple E	6676 Marbled Maple E
2614 Chocolate Walnut E	6677 Chocolate Walnut E
2615 Marbled Cherry E	6678 Marbled Cherry E
2714 Natural Walnut E	6041 Natural Walnut E

E = Established

Recommended Worksurface 3 mm Edge Finishes

For Bix, E-Table2, Lagunitas, Montara650, Potrero415, and SW_1

Recommended Edge Colors—Coalesse and Steelcase High-Pressure Laminate, continued

Edges

The recommended edge color will complement the laminate color you specify. Edge color is specified separately

Laminate Color	Recommended 3 mm Edge Color
Woodgrain Laminate, continued	
Steelcase:	
2HAK Clear Oak	6219 Clear Oak
2HAN Ash Noce	6707 Ash Noce
2HAT Acacia	6213 Acacia
2HAW Ash Wenge	6703 Ash Wenge
2HBN Bisque Noce	6708 Bisque Noce
2HBW Bisque Wenge	6705 Bisque Wenge
2HCN Clay Noce	6709 Clay Noce
2HCW Clay Wenge	6706 Clay Wenge
2HSN Storm Noce	6710 Storm Noce
2HSW Storm Wenge	6704 Storm Wenge
Fiber Laminate	
Steelcase:	
2850 Vanadium Fiber	6654 Sand
2852 Tungsten Fiber	6636 Mist
2854 Vellum Fiber E	6655 Warm White 10/23
2859 Novell Fiber	6695 Midnight Solid
2860 Granite Fiber	6000 Black
2861 Coconut Fiber	6654 Sand
2862 Stucco Fiber E	6053 Seagull
Micro Laminate	
Steelcase:	
2920 Marl Micro	6053 Seagull
2921 Gypsum Micro	6654 Sand
2922 Clay Micro	6654 Sand
Patina Laminate	
Steelcase:	
2870 Blonde Bronze Patina	6654 Sand
2871 Blackened Bronze Patina	6527 Merle
2873 Instant Iron Patina	6527 Merle
Speckle Laminate	
Steelcase:	
2820 Coffee Speckle E	6631 Cream E
2823 Driftwood Speckle	6631 Cream E
2824 Smoke Speckle	6636 Mist
2825 Vanadium Speckle	6619 Ice E
Textured Laminate	
Steelcase:	
2TH2 Fawn Cypress	6T02 Fawn Cypress
2TH4 Saddle Oak	6T04 Saddle Oak
2TH5 Veranda Teak	6T05 Veranda Teak
2TH7 Walnut Heights	6T07 Walnut Heights
2UH1 Reclaimed Aggregate	6T08 Reclaimed Aggregate
2UH2 Reclaimed Gravel	6T09 Reclaimed Gravel
2UH4 Cement	6T10 Cement
2UH6 Sheetrock	6T12 Sheetrock

E = Established

10/23 = Last order entry
October 15, 2023

Glass

Glass

Not all glass selections are available on every product. Refer to glass matrix for availability by product.

Coalesse Back-Painted Glass

6720	Sand
6721	Pewter
6722	Mojave
6723	Terra
6724	Jade
6725	Ocean
ACM	Moonlight
ACS	Sage
ACP	Poppy
ACG	Goldenrod
ACB	Black
ACC	Sea Salt/Crystal Spring

Steelcase Back-Painted Glass

6586	Green Citrine
6BB1	Cloud
6BB2	Rose Quartz
6BB3	Olivine
6BB4	Electric Indigo

Glass

6511	Acid Etched
651A	Acid Etched Smoked
AC	Absolute Clear
CG	Clear Green

Glass Matrix

Legend

- = Not available
- = Available
- See specification pages for details.


Legend																						
<ul style="list-style-type: none">• = Not available■ = Available► See specification pages for details.																						
	6511 Acid Etched	6586 Green Citrine	6720 Sand	6721 Pewter	6722 Mojave	6723 Terra	6724 Jade	6725 Ocean	6BB1 Cloud	6BB2 Rose Quartz	6BB3 Olivine	6BB4 Electric Indigo	ACM Moonlight	ACS Sage	ACP Poppy	ACG Goldenrod	ACB Black	ACC Sea Salt/Crystal Spring	AC Absolute Clear	CG Clear Green	Green Tinted	Green Tinted with White Enamel Bottom
Occasional Tables																						
Await***	■	■	■	■	■	■	■	■	■	■	■	■	■	■	■	■	■	■	■	■	•	•
Bob	■	■	■	■	■	■	■	■	■	■	■	■	■	■	■	■	■	■	■	■	•	•
CG_1	•	■	■	■	■	■	■	■	■	■	■	■	■	■	■	■	■	■	•	•	•	•
Circa	•	•	•	•	•	•	•	•	•	•	•	•	•	•	•	•	•	•	•	•	•	■
Diekman	•	•	•	•	•	•	•	•	•	•	•	•	•	•	•	•	•	•	■	•	•	•
Holy Day	■	■	■	■	■	■	■	■	■	■	■	■	■	■	■	■	■	■	■	■	•	•
Millbrae****	■	■	■	■	■	■	■	■	■	■	■	■	■	■	■	■	■	■	■	■	•	•
SW_1***	•	•	•	•	•	•	•	•	•	•	•	•	■	■	■	■	■	■	•	•	•	•
Swathmore**	•	•	•	•	•	•	•	•	•	•	•	•	•	•	•	•	•	•	•	•	•	•
Switch	•	•	•	•	•	•	•	•	•	•	•	•	•	•	•	•	•	•	•	•	■	•
Conference Tables/Office/Storage																						
Denizen	•	•	•	•	•	•	•	•	•	•	•	•	■	•	•	•	•	•	•	•	•	•
Exponents (Credenzas)***	•	•	•	•	•	•	•	•	•	•	•	•	■	■	■	■	■	■	•	•	•	•
SW_1***	•	■	■	■	■	■	■	■	■	■	■	■	■	■	■	■	■	■	•	•	•	•
Potrero415***	•	■	■	■	■	■	■	■	■	■	■	■	■	■	■	■	■	■	•	•	•	•
Potrero415 Light***	•	■	■	■	■	■	■	■	■	■	■	■	■	■	■	■	■	■	•	•	•	•

- *3/16" thick glass
- **3/4" thick glass
- ***1/2" thick glass


Glass Palette

► See *Glass Matrix* for availability by product list, page 57.


Coalesse Back-Painted Glass



Steelcase Back-Painted Glass



Glass



Metal/Paint

Metal/Paint

Coalesse powder coats all painted metal components for an exceptionally durable, environmentally responsible finish — eliminating VOC's (volatile organic compounds) from being released into the environment. Electrostatically charged powder coat material is applied to an exacting thickness and then temperature baked, resulting in a smooth, flawless finish that is abrasion and impact resistant. The following Coalesse metal finishes are available:

Paint

Coalesse Standard Paint—Neutrals

Grade 1

4138	Graphite Gloss
4140	Arctic White Gloss
4141	Platinum Matte
4142	Platinum Gloss
4144	Black Gloss (formerly anthracite gloss)
4145	Milk Gloss
4146	Champagne Matte
4147	Champagne Gloss
4148	Midnight Brown Gloss
4180	Graphite Matte
4193	Midnight Brown Matte
4242	Milk Matte
4710	Low Gloss Black
7196	Midnight Brown Textured
7197	Anthracite Textured

Coalesse Standard Paint—Colors

Grade 1

4065	Blue Ink Textured
4066	Ocean Textured
4067	Ice Textured
4068	Olive Textured
4069	Honey Textured
4070	Currant Textured
4071	Saffron Textured

Steelcase Paint

Accent Paints

Grade 3

1ATB	Cloud
1ATG	Rose Quartz
1ATH	Olivine
1ATJ	Sea Salt
1ATK	Citrine
4AQB	Wasabi X4/23
4AQ9	Scarlet
4AV3	Blue Jay
4AV4	Baltic
4AX1	Citron
4AY2	Chili
4AZ5	Marlin
4BQ7	Fuchsia
4CZ2	Peacock
4CZ5	Honey
4CZ6	Lagoon
4CZ7	Saffron X4/23
4CZ8	Light Peacock
4EE9	Electric Indigo

Lux Coatings
Grade 3

4B20	Obsidian
4B22	Matte Brass
4B23	Burnished Bronze
4B24	Night Bronze
4B25	Matte Copper
4B26	Smoked Mica
4B27	Blue Steel
4B28	Silver Lilac
4B29	Cast Iron
4B30	Bright Gold

Applies to: Enea

4018	Silver Metallic
4016	White Gloss
4017	Black Gloss

Applies to: Enea Lottus

4062	Anthracite Grey Textured
4063	Cool Grey Textured
4064	Sand Textured
4218	Platinum Silver
7207	Black Textured
7241	Arctic White Textured

Applies to: Enea café wood stool

(Available on seat casting only)

4062	Anthracite Grey Textured
7207	Black
7241	Arctic White

Applies to: Exponents (Base, Accent Ribbon, Handle, and Grommet)

4135	Black Matte
4141	Platinum Matte

Applies to: Exponents mobile displays (Base, Handle, and Inner Frame)

4135	Black Matte
4145	Milk Gloss

Applies to: LessThanFive Essential Series

4283	Cloud Matte
4284	Sand Matte
4285	Black Matte
4286	Ice Matte

Applies to: LessThanFive

4287	Slate Blue Matte
4288	Fern Matte
4289	Lemongrass Matte
4290	Coral Matte
4291	Poppy Matte
4292	Currant Matte
4293	Black Fade Matte
4294	White Fade Matte

Applies to: MoreThanFive

7207	Black Textured
7245	Carbon Metallic Textured

X4/23 = Last order entry
April 16, 2023

Metal

Anodized Aluminum

Applies to: Rod or disc pulls
5200 Satin Aluminum

Brushed Aluminum

Applies to: Lox stool
9251 Brushed Aluminum

Polished Aluminum

Applies to: Lox chair,
Potrero415, and Bindu conference bases
8046 Polished Aluminum

Applies to: Bob, SW_1, and
Massaud conference bases

8040	Aluminum Matte Polished
------	-------------------------

Chrome

9201	Chrome
9207	Polished trivalent chrome
9208	Etched trivalent chrome

Brushed Nickel

Applies to: Denizen tables
9238 Brushed Nickel

Potrero415 and Potrero415 Light Leg Rings

9201	Chrome
9260	Black Chrome
9261	Copper

Carbon Weave

LessThanFive Woven Carbon Fiber

4233 Carbon Weave*

*4233 Carbon Weave has a clear coat finish over woven carbon fiber.

Custom Paint

Coalesse Color

Grade 3

Custom Capabilities

Coalesse Color empowers more personal expression by expanding your color choices through our custom capabilities. Choose any standard paint color or any color to match on select, preset Coalesse products, through a Grade 3 paint upcharge. Consult the paint matrix for eligible products and the Coalesse specification guides for pricing.

Tip: Other Coalesse product lines can be quoted through Specials.

Gloss Levels

Custom color requests can be matched in a smooth, non-metallic finish with a gloss (40% gloss level) or matte (12% gloss level) finish. Metallic paints are not available through the Coalesse color program, but can be matched in an opaque, non-metallic finish.

Strike-off Sample

Strike-off samples are not required for standard Coalesse or Steelcase finishes. Pantone® color matches do not require approval, but may be requested at the cost listed below. All other color match requests require a strike-off and customer approval of the strike-off. Strike-offs are produced within 2 weeks and are \$500 net per color matched. A dealer PO number is required to initiate the process. We have the following Pantone color books to reference: solid colors (coated and uncoated), home interiors (lacquered on paper), neon/pastel (coated and uncoated), and metallic (coated). For all other matches, a 2" x 2" representation of the color to be matched is needed. A color card/chip is recommended, but fabrics, carpets, accessories, or other samples can be used.

Commercially Accepted Tolerances

The color match from the custom color sample to actual production will be within commercially accepted tolerances. Custom paint colors are formulated to minimize shifts under different lighting conditions. Particular care should be taken if high-intensity discharge light is used at the installation because it can give the appearance of a mismatch between color sample and product.

Custom Color Request Process

1. Initiate a custom color request through our Concierge Specials team:
1.800.627.6770
specialsorders@coalesse.com
 - Include Pantone reference number
 - If sending in a physical sample to be matched, please contact our Concierge Specials team for the ship-to address.
 - If strike-off is required or requested, include dealer PO number to charge \$500 net fee.
 - Color match requests are processed within two weeks of request, or receipt of physical samples.
2. Upon completion of match or strike-off approval, a special paint finish code will be made available for order entry.
3. Use the custom color finish code to place your order:
 - Grade 3 paint upcharge will apply
 - Select custom paint finish 4990 (Grade 3 paint) and then enter custom color finish code that has been provided.
 - If a Steelcase PerfectMatch paint has already been approved with ID number, this code can be used to place an order.
 - Additional lead time of 20 working days added to standard published lead time after order is received.

Custom Paint

- = Not available
- = Available
- ▶ See specification pages for details.

Bindu Conference
Bindu Guest
Bix
Bob
Capa
Chord
Circa
Coupe
Enea
Enea Café Wood Stool
Enea Lottus
Lagunitas
Last Minute
LessThanFive
LessThanFive Essential
Lox Chair
Lox Stool
Marien152
Massaud Conference
Massaud Lounge
Millbrae
Montara650
Sistema Lounge System
SW_1
Switch
Topo Lounge
Visalia
Wrapp

Bix (vinyl version)
Bob
Circa
Enea
Enea Lottus
Lagunitas
Millbrae
Montara650
Switch
SW_1

Coalesce Standard Paint—Neutrals					
4135 Black Matte					
4138 Graphite Gloss					
4140 Arctic White Gloss					
4141 Platinum Matte					
4142 Platinum Gloss					
4144 Black Gloss					
4145 Milk Gloss					
4146 Champagne Matte					
4147 Champagne Gloss					
4148 Midnight Brown Gloss					
4180 Graphite Matte					
4193 Midnight Brown Matte					
4242 Milk Matte					
4710 Low Gloss Black					
7196 Midnight Brown Textured					
7197 Anthracite Textured					
Coalesce Standard Paint—Colors					
4065 Blue Ink Textured					
4066 Ocean Textured					
4067 Ice Textured					
4068 Olive Textured					
4069 Honey Textured					
4070 Currant Textured					
4071 Saffron Textured					
Product Line Exclusives					
LessThanFive Exclusive Finishes					
LessThanFive Essential Exclusive Finishes					
Enea Exclusive Finishes					
Enea Café Wood Exclusive Finishes					
Enea Lottus Exclusive Finishes					

Metal/Paints Matrix

Legend

- = Not available
- = Available
- See specification pages for details.

Seating

	Coalesse Metals										Custom Paint		Coalesse Color	Steelcase Paint		Accent Paints	Lux Coatings*
	8040 Aluminum Matte Polished	8046 Polished Aluminum	9201 Chrome	9207 Polished Trivalent Chrome	9208 Etched Trivalent Chrome	9238 Brushed Nickel	9251 Brushed Aluminum	9260 Black Chrome	9261 Copper	Potrero415 Exclusives							
Bindu Conference	•	■	•	•	•	•	•	•	•	•			•			•	•
Bindu Guest	•	•	•	•	•	•	•	•	•	•			•			•	•
Bix	•	•	•	•	•	•	•	•	•	•			•			•	•
Bob	■	•	•	•	•	•	•	•	•	•			■			■	■
Capa	•	•	•	■	■	•	•	•	•	•			•			•	•
Chord	•	■	•	•	•	•	•	•	•	•			•			•	•
Circa	•	•	•	•	•	•	•	•	•	•			■			■	■
Coupe	•	•	•	•	•	•	•	•	•	•			•			•	•
Enea	•	•	•	•	•	•	•	•	•	•			•			•	•
Enea Café Wood Stool	•	•	■	•	•	•	•	•	•	•			•			•	•
Enea Lottus	•	•	•	•	•	•	•	•	•	•			■			■	■
Lagunitas	•	•	•	•	•	•	•	•	•	•			•			•	•
Last Minute	•	•	•	■	•	•	•	•	•	•			•			•	•
LessThanFive	•	•	•	•	•	•	•	•	•	•			•			•	•
LessThanFive Essential	•	•	•	•	•	•	•	•	•	•			•			•	•
Lox Chair	•	■	•	•	•	•	•	•	•	•			•			•	•
Lox Stool	•	•	•	•	•	•	■	•	•	•			•			•	•
Marien152	•	•	■	•	•	•	•	•	•	•			■			■	■
Massaud Conference	■	•	•	•	•	•	•	•	•	•			■			■	■
Massaud Lounge	•	•	•	•	•	•	•	•	•	•			■			■	■
Millbrae	•	•	•	•	•	•	•	•	•	•			■			■	■
Montara650	•	•	■	•	•	•	•	•	•	•			■			■	■
Sistema Lounge System	•	•	•	•	•	•	•	•	•	•			■			■	■
SW_1	■	•	•	•	•	•	•	•	•	•			•			•	•
Switch	•	•	•	■	■	•	•	•	•	•			•			•	•
Topo Lounge	•	•	•	•	•	•	•	•	•	•			•			•	•
Visalia	•	•	•	•	•	•	•	•	•	•			■			■	■
Wrapp	•	•	•	■	•	•	•	•	•	•			•			•	•

Occasional Tables

	8040 Aluminum Matte Polished	8046 Polished Aluminum	9201 Chrome	9207 Polished Trivalent Chrome	9208 Etched Trivalent Chrome	9238 Brushed Nickel	9251 Brushed Aluminum	9260 Black Chrome	9261 Copper	Potrero415 Exclusives							
Bix (vinyl version)	•	•	•	•	•	•	•	•	•	•			•			•	•
Bob	■	•	•	•	•	•	•	•	•	•			■			■	■
Circa	•	•	•	•	•	•	•	•	•	•			•			•	•
Enea	•	•	•	•	•	•	•	•	•	•			•			•	•
Enea Lottus	•	•	•	•	•	•	•	•	•	•			■			■	■
Lagunitas	•	•	•	•	•	•	•	•	•	•			■			■	■
Millbrae	•	•	•	•	•	•	•	•	•	•			■			■	■
Montara650	•	•	•	•	•	•	•	•	•	•			■			■	■
Switch	•	•	•	■	■	•	•	•	•	•			•			•	•
SW_1	■	•	•	•	•	•	•	•	•	•			•			•	•

* Lux Coatings are not available on Montara650 54" or 60" round work-height tables.

Metal/Paints Matrix *continued*

Legend

- = Not available
- = Available
- See specification pages for details.

Tables and Casegoods

Au Lait	•	•	•	•	•	•	•	•	•	•	•	•	•	•	•	■	■	•	•	•	•	•	•	•	•	•	•	•	•	•	•
Ballet	•	■	■	■	■	■	■	■	■	■	•	•	•	•	•	•	■	■	•	•	•	•	•	•	•	•	•	•	•	•	•
Bix	•	•	•	•	•	•	•	•	•	•	•	•	•	•	•	■	■	•	•	•	•	•	•	•	•	•	•	•	•	•	•
Bob	•	■	•	■	■	■	■	■	■	■	■	■	■	■	■	•	•	•	•	•	•	•	•	•	•	•	•	•	•	•	•
CG_1	•	•	•	■	•	•	•	•	•	•	■	■	■	■	■	•	•	•	•	•	•	•	•	•	•	•	•	•	•	•	•
Denizen	•	■	•	•	■	■	■	•	■	•	•	•	•	•	•	•	•	•	•	•	•	•	•	•	•	•	•	•	•	•	•
E-Table 2	•	■	■	■	■	■	■	■	■	■	•	•	•	•	■	■	■	•	•	•	•	•	•	•	•	•	•	•	•	•	•
Enea	•	•	•	•	•	•	•	•	•	•	•	•	•	•	•	•	•	•	•	•	•	•	•	•	•	•	•	•	•	•	•
Enea Lottus	•	•	■	•	■	■	■	•	■	•	•	•	•	•	•	•	•	•	•	•	•	•	•	•	•	•	•	•	•	•	•
Exponents	■	•	•	■	•	•	•	•	•	•	•	•	•	•	•	•	•	•	•	•	•	•	•	•	•	•	•	•	•	•	•
Exponents Mobile Display	■	•	•	•	•	•	■	•	•	•	•	•	•	•	•	•	•	•	•	•	•	•	•	•	•	•	•	•	•	•	•
Lagunitas	•	■	■	■	■	■	■	■	■	■	■	■	■	■	■	■	■	■	■	■	■	■	■	■	■	■	■	■	■	■	■
Lagunitas Focus Nook	•	•	•	•	•	•	•	•	•	•	■	•	■	■	■	•	•	•	•	•	•	•	•	•	•	•	•	•	•	•	•
Millbrae	•	■	•	■	•	■	■	•	•	■	■	■	■	■	■	•	•	•	•	•	•	•	•	•	•	•	•	•	•	•	•
Montara650*	•	■	•	■	•	■	■	■	•	■	■	■	■	■	■	•	•	■	■	■	■	■	■	■	■	■	■	■	■	■	■
MoreThanFive	•	•	•	•	•	•	•	•	•	•	•	•	•	•	•	•	•	•	•	•	•	•	•	•	•	•	•	•	•	•	■
Potrero415	•	■	•	•	■	■	■	•	■	■	■	■	■	■	■	■	■	■	■	■	■	■	■	■	■	■	■	■	■	■	■
Potrero415 Light	•	■	•	•	■	■	■	•	■	■	■	■	■	■	■	■	■	■	■	■	■	■	■	■	■	■	■	■	■	■	■
SW_1	•	•	•	•	•	•	•	•	•	•	•	•	•	•	•	•	•	•	•	•	•	•	•	•	•	•	•	•	•	•	•
Train	•	■	■	■	■	■	■	■	■	■	■	■	■	■	■	■	■	■	■	■	■	■	■	■	■	■	■	■	■	■	■

*Lux Coatings, Steelcase accent paints, and Coalesse Color are not available on 54" or 60" round tables.

Metal/Paints Matrix

Legend

- = Not available
- = Available
- See specification pages for details.

Tables and Caseloads

	Coalesse Metals										Custom Paint	Coalesse Color	Steelcase Paint		Accent Paints	Lux Coatings
	8040 Aluminum Matte Polished	8046 Polished Aluminum	9201 Chrome	9207 Polished Trivalent Chrome	9208 Etched Trivalent Chrome	9238 Brushed Nickel	9251 Brushed Aluminum	9260 Black Chrome	9261 Copper	Potrero415 Exclusives						
Au Lait	•	•	•	•	•	•	•	•	•	•	•	•	•	•	•	•
Ballet	•	•	•	•	•	•	•	•	•	•	•	•	•	•	•	•
Bix	•	•	•	•	•	•	•	•	•	•	•	•	•	•	•	•
Bob	■	•	•	•	•	•	•	•	•	•	•	■	■	■	■	■
CG_1	•	•	•	•	•	•	•	•	•	•	•	•	•	•	•	■
Denizen	•	•	•	•	•	■	•	•	•	•	•	•	•	•	•	•
E-Table 2	•	•	•	•	•	•	•	•	•	•	•	•	•	•	•	•
Enea	•	•	•	•	•	•	•	•	•	•	•	•	•	•	•	•
Enea Lottus	•	•	•	•	•	•	•	•	•	•	•	■	■	■	■	■
Exponents	•	•	•	•	•	•	•	•	•	•	•	•	•	•	•	•
Exponents Mobile Display	•	•	•	•	•	•	•	•	•	•	•	•	•	•	•	•
Lagunitas	•	•	•	•	•	•	•	•	•	•	•	•	•	•	■	■
Lagunitas Focus Nook	•	•	•	•	•	•	•	•	•	•	•	•	•	•	•	•
Millbrae	•	•	•	•	•	•	•	•	•	•	•	•	•	•	•	■
Montara650*	•	•	•	•	•	•	•	•	•	•	•	■	■	■	■	■
Potrero415	•	■	■	•	•	•	•	■	■	■	■	■	■	■	■	■
Potrero415 Light	•	■	■	•	•	•	•	■	■	■	■	■	■	■	■	■
SW_1	■	•	•	•	•	•	•	•	•	•	•	•	•	•	•	•
Train	•	•	•	•	•	•	•	•	•	•	•	•	•	•	•	•

*Lux Coatings, Steelcase accent paints, and Coalesse Color are not available on 54" or 60" round tables.








Metal/Paints Palette

► See *Metal/Paints Matrix* for availability by product list, page 62.

Coalesse Standard Powder Coat Paint—Neutral

							
Graphite Gloss 4138	Arctic White Gloss 4140	Platinum Matte 4141	Platinum Gloss 4142	Black Gloss 4144	Milk Gloss 4145	Champagne Matte 4146	Champagne Gloss 4147
							
Midnight Brown Gloss 4148	Midnight Brown Textured 7196	Anthracite Textured 7197	Graphite Matte 4180	Midnight Brown Matte 4193	Milk Matte 4242	Low Gloss Black 4710	

Coalesse Standard Powder Coat Paint—Color

						
Blue Ink Textured 4065	Ocean Textured 4066	Ice Textured 4067	Olive Textured 4068	Honey Textured 4069	Currant Textured 4070	Saffron Textured 4071

Steelcase Accent Paints

							
Cloud 1ATB	Rose Quartz 1ATG	Olivine 1ATH	Sea Salt 1ATJ	Citrine 1ATK	Wasabi 4AQB 34/23	Scarlet 4AQ9	Blue Jay 4AV3
							
Baltic 4AV4	Citron 4AX1	Chili 4AY2	Marlin 4AZ5	Fuchsia 4BQ7	Peacock 4CZ2	Honey 4CZ5	Lagoon 4CZ6
							
Saffron 4CZ7 34/23	Light Peacock 4CZ8	Electric Indigo 4EE9					


34/23 = Last order entry
April 16, 2023

Metal/Paints Palette


Steelcase Lux Coatings




Denizen Paint Colors - Standard specifiable powder coat options



Enea Paint




Enea Café Wood Stool Paint (available on seat casting only)



Metal/Paints Palette *continued*


► See *Metal/Paints Matrix* for availability by product list, page 62.

Enea Lottus Exclusive Paint Finishes



**Not available on Enea Lottus Tables.*


Exponents Paint Colors




Exponents Mobile Display Paint Colors




Potrero415 and Potrero415 Light Metal Leg Ring Color



LessThanFive Essential Series Smooth Paint











MoreThanFive Exclusive Paint Finishes




Metal/Paints Palette

LessThanFive Smooth Paint

							
Slate Blue Matte 4287	Fern Matte 4288	Lemongrass Matte 4289	Coral Matte 4290	Poppy Matte 4291	Currant Matte 4292	Black Fade Matte 4293	White Fade Matte 4294

LessThanFive Woven Carbon Fiber



Carbon Weave
4233*

**4233 Carbon Weave has a clear coat finish over woven carbon fiber.*

Miscellaneous

Convex Vinyl Edge Band

Applies to:

- Au Lait (includes cast urethane) and E-Table vinyl

6000	Black
6607	Woodrose
6609	Smoke
6655	Warm White ✕10/23

Cast Urethane Edge

Applies to:

- Au Lait

6000	Black
6607	Woodrose
6609	Smoke
6655	Warm White ✕10/23

Plastic

Applies to:

- Enea

003	White
0015	Sand
0017	Cool Grey
0400	Black
0405	Periwinkle
0406	Alabaster
0414	Anthracite Grey

Applies to:

- Enea Altzo943, Enea café wood and Enea Lottus

003	White
0015	Sand
0017	Cool Grey
0400	Black
0409	Red
0414	Anthracite Grey
0421	Blue
0422	Blue Ink
0423	Ocean
0424	Ice
0425	Olive
0426	Honey
0427	Currant
0428	Saffron

Tip: Not all colors available on all products. Consult the Enea plastic matrix for product line availability.

Applies to:

- Enea café wood stool shell

003	White
0017	Cool Grey
0400	Black
0414	Anthracite Grey

Applies to:

- Exponents mobile display casters

6000	Black
6009	Arctic White

Applies to:

- Lox chairs
- | | |
|------|--------|
| 6345 | Black |
| 6346 | White |
| 6349 | Greige |

Applies to:

- Lox stools
- | | |
|------|-------------|
| 6347 | Black Gloss |
| 6348 | White Gloss |

Applies to:

- SW_1 tablets, grommet, barrier, wire manager, substructure, and lounge tablet
- Sebastopol grommet
- Sistema lounge system box table cylinder
- Potrero415 and Potrero415 Light PowerPod grommet, substructure for glass and solid surface tops

6000	Black
6052	Milk

Applies to:

- Lagunitas focus nook light grommet and Potrero415 Light power modules

6000	Black
6052	Milk
6D03	Graphite

Applies to:

- Grommet, spheres, flex-gangers, Mini-Port, Interport, casters, horizontal wire manager, and vertical wire manager
- Black plastic

TAP Power Module Door Finishes

Brushed Anodized Aluminum

Applies to:

- Host
- | | |
|------|--------|
| 8044 | Black |
| 8047 | Silver |

Utility Bay

Applies to:

- E-Table 2

4137	Matte Black
4745	Nickel Mica
4746	Silver Mica
4747	Charcoal Mica

Glass Doors

Applies to:

- Host credenzas
- Frosted glass

Locks

Applies to:

- Denizen and Exponents
- | | |
|------|--------------|
| 9211 | Nickel |
| 9250 | Ember Chrome |

Interior and Plinth

Applies to:

- Host credenzas
- Black Melamine

Solid

Applies to:

- CG_1, Denizen, Exponents, Potrero415, and SW_1 tables
- | | |
|------|---------------|
| 2801 | Glacier White |
|------|---------------|

Applies to:

- CG_1 leg inserts
- | | |
|------|----------------|
| 2010 | Black |
| 2011 | Midnight Black |
| 2012 | Blue |
| 2013 | Red |
| 2801 | Glacier White |

Grommet

Applies to:

- Exponents
- | | |
|------|----------------|
| 4135 | Black Matte |
| 4141 | Platinum Black |

Power, Voice Data Modules

Applies to:

- Exponents
- | | |
|------|--------------------|
| 4140 | Arctic White Gloss |
| 4141 | Black Gloss |

Soft Surface Worksurface

Applies to:

- Free Stand
- | | |
|------|-------|
| 4433 | Black |
|------|-------|

Glossy Laminate

Applies to:

- Sebastopol
- | | |
|------|---------------------|
| 2001 | Smoky White Glossy |
| 2002 | Studio Gray Glossy |
| 2003 | Wrought Iron Glossy |
| 2004 | Black Pearl Glossy |
| 2005 | Liberty Red Glossy |

Power Module Finishes

Brushed Anodized Aluminum

Applies to:

- Potrero415
- | | |
|------|--------|
| 8044 | Black |
| 8047 | Silver |

✕10/23 = Last order entry
October 15, 2023

Braided Cotton Power Cord

Applies to:

- MoreThanFive

9005	White
9006	Chili
9007	Sterling
9008	Honey
9009	Black
9011	Seagull
9014	Black/White Stripe
9015	White/Seagull Stripe
9018	Seagull/Chili Stripe
9019	Seagull/Honey Stripe
9020	Seagull/Sterling Stripe
9021	Seagull/White Stripe

Enea and Enea Lottus Plastic Matrix

Legend

- = Not available
- = Available
- See specification pages for details.

	003 White	0013 Sunset Orange	0014 Clover Green	0015 Sand	0016 Walnut Brown	0017 Cool Grey	0400 Black	0405 Periwinkle	0406 Alabaster	0409 Red	0414 Anthracite Grey	0421 Blue	0422 Blue Ink	0423 Ocean	0424 Ice	0425 Olive	0426 Honey	0427 Currant	0428 Saffron
Enea Shell	■	■	■	■	■	■	■	■	■	■	■	■	•	•	•	•	•	•	•
Enea Lottus Shell and Insert	■	■	■	■	■	■	■	•	•	•	■	•	■	■	■	■	■	■	■
Enea Café Wood Stool Seat	■	•	•	•	•	■	•	•	•	•	■	•	■	■	■	■	■	■	■
Enea Alto943 Shell	■	•	•	■	•	■	■	•	•	•	■	•	■	■	■	■	■	■	■

Plastic and Miscellaneous Palette

E-Table Utility Bay




Matte Black
4137

Nickel Mica
4745

Silver Mica
4746

Charcoal Mica
4747

1¼" Au Lait Cast Urethane, Au Lait, and Convex Vinyl Edge



Black
6000

Warm White
6655 **✕10/23**

Woodrose
6607

Smoke
6609

CG_1 - Solid Surface colors for the leg insert



Black
2010


Midnight Brown
2011

Blue
2012

Red
2013

Glacier White
2801

Enea Plastic



White Gloss
003

Sunset Orange
0013

Clover Green
0014

Sand
0015

Walnut Brown
0016

Cool Grey
0017

Black
0400

Periwinkle
0405



Alabaster
0406

Red
0409

Anthracite Grey
0414

Blue
0421

✕10/23 = Last order entry
October 15, 2023

Plastic and Miscellaneous Palette

► See *Enea and Enea Lottus Plastic Matrix* for availability by product list, page 71.

Enea Altzo943, Enea Cafe Wood and Enea Lottus Plastic


							
White 003	Sand 0015	Cool Grey 0017	Black 0400	Anthracite Grey 0414	Blue Ink 0422	Ocean 0423	Ice 0424
							
Olive 0425	Honey 0426	Currant 0427	Saffron 0428				

**Available on Enea Lottus only.*

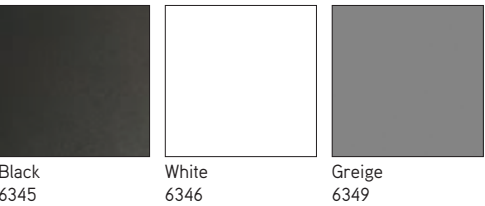
Tip: Not all colors available on all products. Consult the Enea plastic matrix for product line availability

Plastic and Miscellaneous Palette *continued*

Hosu – Ottoman Pull Tab




Lox Chair Plastic



Lox Stool Plastic



Sebastopol – Glossy laminate colors for interior surface



MoreThanFive - Braided Cotton Power Cord



Denizen, Exponents, Potrero415, Potrero415 Light, Sistema, and SW_1 Exclusives

Potrero415 and Potrero415 Light PowerPod Grommet and Sub-structure, Sistema Lounge System Box Table Cylinder, SW_1 Tablet, Grommet, Barrier, Wire Manager, Sub-structure, and Sebastopol Grommet



Black
6000



Milk
6052

Bob, Denizen, Exponents, Potrero415, Potrero415 Light, and SW_1 Solid Exclusive



Glacier White
Solid Surface
2801

Lagunitas Focus Nook Light Grommet and Potrero415 Light Power Modules



Black
6000



Milk
6052



Granite
6D03

Care and Maintenance

Chrome

Use commercial cleanser and polish, according to manufacturer's directions.

Fabric

Under normal use, clean with soft cloth dampened with water. For spots and spills, we recommend professional cleaning. For COM, refer to the specific cleaning instructions recommended by the fabric supplier.

SW_1 Knit:

Clean with warm water and soap. Wet sponge and wipe fabric. Household cleaners such as Windex may be used. Do NOT use cleaners containing bleach.

Laminate and solid phenolic should be cleaned with soap and water. For stubborn stains, use a non-abrasive household cleaner.

SW_1 tablet surfaces clean with soft cloth dampened with water and soap, if needed. The use of general purpose cleaners are acceptable but must be void of citric content that has z-butoxyethanol in the formulation listing.

Cleaning Laminate

Markerboard Surface

Use dry erase markers only. Remove dry-erase markings with a markerboard eraser or soft cloth as often as possible. Change erasers, as they become dirty. Dirty erasers will leave ink residue on the surface.

For daily cleaning, or as needed, use a dry erase cleaner, or a non-abrasive household cleaner, such as glass cleaner. This may be done with a soft cloth or sponge. Dry the surface with a soft cloth prior to writing. All markings should be removed weekly.

Caution:

- Do not use permanent markers on markerboard surfaces. In the event a permanent marker is used, removal of markings may be attempted by using dry erase cleaner, or by writing over the marking with a dry erase marker and erasing with a markerboard eraser or soft cloth.
- Do not use abrasive cleaners or solvent type cleaning solutions, such as Ketones (Acetone, MEK, etc.) lacquer thinner, nail polish remover, etc. because they may remove the finish from the markerboard surface.

Cleaning e³ CeramicSteel Markerboard Surface

- Wipe board with a clean cloth moistened by a liquid markerboard cleaner or a solution of 50% water and 50% isopropyl alcohol.
- Rinse with clear water.
- Wipe dry with a clean cloth. If your board is used daily, the cleaning should be performed at least 2-3 times a week.

More thorough cleaning may be required if writing is left on the board for more than two days.

Markers

Use any high-quality dry erase marker.

CAUTION! The use of Low Odor markers may cause ghosting to occur. If Low Odor markers have been used, the surface can be completely cleaned by following the cleaning instructions above. Remember to discard eraser if used with Low Odor markers.

Removing Permanent Marker

Option 1:

- Write over the top of the permanent marker ink with a dry-erase marker
- Simply erase

Option 2:

- Moisten a clean, dry cloth with isopropyl alcohol
- Wipe the board in a circular motion to loosen marker residue
- Rinse with clear water
- Dry the board with a clean cloth
- Repeat these steps as necessary

Installer's Instructions for Initial Cleaning at Time of Installation

NOTE: These initial cleaning instructions are shipped with every board.

- For initial cleaning, wipe your board with a clean cloth moistened by a mild, alcohol-based cleaner.
- Rinse with clear water. This step is simple, but very important.
- Wipe dry with a clean cloth.

Leather

Under normal use, regular dusting and vacuum cleaning are all that is necessary. For spots and spills, wipe excess liquid immediately. If necessary, use lukewarm water cleaning the entire area where spot occurred and air dry. For stubborn spots or stains, use a solution of mild non-detergent soap and air dry. For butter, oil, or grease, wipe excess with dry cloth and then leave alone. The spot will dissipate into the leather. Do not apply water.

Faux Leather

Under normal use, clean with soft cloth dampened with water. For spots and stains, use the recommended mixture of Woolite and water. Rinse with clean water and air dry.

Granite/Glass

Under normal use, clean with Windex and soft cotton cloth.

Powder coat finishes on chairs and table bases

should be cleaned with a liquid detergent and water. Remove stubborn stains with liquid cleanser, such as Formula 409.

Polished Aluminum finishes on table bases and chair arms

should be cleaned with a commercial powder, liquid, or paste metal cleaner and polish. Follow the manufacturer's directions.

Veneers and painted MDF

should be cleaned regularly with mild soap and water and dried with a soft cloth. Tip: Never use ammonia-based cleaners or wax on wood surfaces.

Protecting Wood Surfaces

Use desk pads and coasters to help protect the finish against dents, scratches, moisture and hot and cold liquids. Do not use desk pads that have plastic backing. Use felt or leather pads on the bottoms of office equipment and accessories.

Periodically move desk accessories and other objects kept on the worksurface to ensure even aging.

Lift objects when you move them, instead of pulling or pushing them across the surface, to avoid scratching the surface. Avoid leaving vinyl binders on worksurface for long periods.

If you use a protective glass top, insert felt pads between the glass and the worksurface, to create an air space and allow the wood to breathe.

Keep your furniture away from direct sunlight. Avoid extreme temperatures and humidity. Maintain temperatures between 60 and 80 degrees Fahrenheit and humidity levels between 30 and 50 percent.

Cleaning Wood Surfaces

Keep a supply of soft, clean, absorbent cloths handy for wiping up spills and regular dusting.

To dust, wipe with a slightly damp, soft cloth, using another soft cloth to dry. Always wipe the surface in the direction of the woodgrain.

Use a quality cleaner or flax soap formulated especially for use on wood surfaces. Do not use oils or ammonia. Dilute the cleaner as directed by the manufacturer. Dampen but do not saturate a soft cloth with the diluted cleaning solution. Wipe the surface in the direction of the woodgrain to remove dirt and fingerprints. Wipe the surface clean with a soft, dry cloth.

Care and Maintenance

For LessThanFive Chair

Finishes:

- To clean a chair, start with water and a soft cloth, like microfiber (do not use abrasive cleaners or materials like paper towel)
- If water does not clean the chair, use a common solution, like Formula 409 or window cleaner, with a soft cloth
- For removal of indigo from denim, use isopropyl alcohol (rubbing alcohol) with a soft cloth
- To remove small scratches on the high gloss Carbon Weave chair, only wax-based paste, like SC Johnson Paste Wax or Trewax Clear Paste Wax, can be used. Waxing is not recommended for matte chairs, as this will change the matte finish of the chair.

For Fusion Fabric:

Following these guidelines will help to extend the life of the fabric:

- Clean regularly with soap and water
- Wipe up spills as soon as they occur
- Use alcohol based cleaners, such as Fantastik® and Formula 409®
- Sanitize using disinfectants such as: bleach (20%) water solution, hydrogen peroxide based, or quaternary based
- For stubborn stains, wipe the stain off with isopropyl alcohol (rubbing alcohol) as soon as possible
- Thoroughly rinse all solution residue with clean water
- Air dry

For Free Stand:

- Clean the aluminum frame and worksurface frequently by applying a household cleaner (such as Formula 409 or Green Works®), and wiping dry with a clean, soft cloth.
- Avoid using Clorox disinfecting wipes, hand sanitizer, Mr. Clean Magic Erasers, or ethyl alcohol, as these can lead to severe staining, discoloration, or peeling of paint.
- Exercise caution with the worksurface in proximity to sharp objects and when setting a unit down on an abrasive surface, such as pavement or concrete. Contact with sharp objects or abrasive surfaces can cause scuffing and scratching of the work surface.

Trademark List

- ® The following are registered trademarks for products of Steelcase Inc. or one of its related corporate entities: 4 o'clock, 900 Series, à la carte, Airtouch, Ally, Amia, Answer, Archipelago, Avenir, Ballet, Bix, Brayton International, Cachet, Canopy, Canto, Chancellor, Coalesse, Confidante, Context, Convene, CopyCam, Criterion, Crushed Can, Currency, dash, Designtex, Details, Detour, Drive, Elective Elements, Ellipse, Ember Chrome, Emerge, E-Table 2, FYI, Garland, Gentry, Ginkgo Biloba, Groupwork, Ideo, Jacket, Jenny, Jersey, Kart, Kick, LaCosta, Leap, LessThanFive, Let's B, LiveBack, Max-Stacker, media:scape, Metro, Migrations, Mitra, Montage, Nurture, Oriana, Parade, Pathways, PCT, Permiso, Player, Portal, Power Pincher, Progeny, Protégé, R2, Rally, Relevant, Reply, Rizzi Arc, Sensor, Series 9000, Siento, Sieste, Sine, Softcare, Springboard, Steelcase, Steelcase Design Partnership, Stella, Stow Davis, Swathmore, Sylvi, TeamWork, Technique, Texpress, Think, Thunder, Topo, Train, turnstone, Underline, Unison, Vecta, Viridian, Walden, Wernld, and X-Stack.
- ® The following registered trademarks are under license from AWI Licensing Company, Dover, DE: SoundScapes, DuraBrite, BioBlock, and Armstrong.
- ® The following registered trademarks are under license from Byrne Electrical, Rockford, MI: Interport, Mini-Port, Axil Z, and Ellora.
- ® The following is a registered trademark of DuPont, Wilmington, DE: Corian.
- ® The following is a registered trademark of Genlyte Thomas Company, Louisville, KY: Lightolier.
- ® The following is a registered trademark of Hilti Corporation, FL-9494 Schaan, Principality of Liechtenstein: Hilti.
- ® The following is a registered trademark of Leviton Manufacturing Company, Little Neck, NY: Decora.
- ® The following is a registered trademark of Mechanical Plastics Corp, Elmsford, NY: Toggler.
- ® The following is a registered trademark of Microsoft Corporation, Redmond, WA: Microsoft.
- ® The following are registered trademarks of Orangebox Ltd., Cardiff, UK: Orangebox.
- ® The following is a registered trademark of Panduit Corporation, Lockport, IL: Panduit.
- ® The following is a registered trademark of Trav (Press), Cuneo, Italy: Assisa.
- ® The following is a registered trademark of Virtual Ink, Boston, MA: mimioActive.
- ® The following registered trademarks are under license from Wilkhahn Furniture Products: Avera, Senzo, Versal, and Wilkhahn FS.
- ® The following are registered trademarks of Polyvision Corp: Flow, Motif, Polyvision, Sans, and Serif.
- ® The following is a registered trademark of Wilsonart International, Temple, TX: Chemsurf.
- ® The following is a registered trademark of Wiremold, West Hartford, CT: Wiremold.
- ® The following is a registered trademark of EMU Group S.P.A., Perugia, Italy: EMU.
- ® The following is a registered trademark of Security People, Inc.: Digilock.
- ® The following are registered trademarks of Natural Capital Partners Europe Limited: CarbonNeutral and the CarbonNeutral Certified logo.
- ™ The following are trademarks for products of Steelcase Inc. or one of its related corporate entities: Access, Active/Passive Shelf, Agree, Ainsley, Akira, Alcove, Alerion, Alight, Amaris, American Elect, American Tradition, ap40, Arbor, Arriva, Asana, Ascot, Aspekt, Astor, Await, Bassline, B-Free, Bira, Bivi, Bixby, Bottomline, Brody, Brook, Buoy, Burton, c:scape, Calla, Calm, Camber, Campfire, Capa, Cappuccino, Cesar, Chester, Chord, Circa, Clarendon, Classic Rectangular, Clipper, cobi, Collaboration, Community, Company, Convey, Cortex, Coupe, Crea, Crew, Cura, Cypress, Davenport, Dearborn, Deck, Déjà, Denizen, Denska, Derby, DeskWizard, Divisio, Donovan, Dune, Duo, Echo, Edge, Elbrook, Elсна, Empath, Empress, Enea, ñno, EnSync, Enviro, Escapade, Everwall, Exchange, Exponents, Field, Flat Top, FlexFrame, Flip Top, Flute, Folio, FrameOne, FreeFlow, Frontier, Galilei, Gesture, Ginger, Ginkgo, Go Wall, Grip, Groove, Hatchback, Hawthorne, Hitch, Host Collection, Hosu, Huddleboard, i2i, Impact, Indy, InfoLink, IOS, I-Solve, Jack, Jarrah, Jetty, Juice, Kami, Kast, Kathryn, Lagunitas, Lark, L'Attitude, LearnLab, Leela, Lincoln, Linden, LiveSeat, Loria, Lyric, Malibu, Malibu Too, Mansfield, Marathon, Marien152, Martini, Mason, Masque, Migration, Millbrae, Mineral, Mingle, Mystic, Mystic Metal, Mystic Wood, Montara650, Montreal, MoreThanFive, Move, Nadia, Neighbor, nesso, Nickel, Nikko, Nod, Node, Norfolk, Ocular, Ology, Ontrak, Oom, Opus, Orchid, Outlook Collection, Ovation, Paloma, Paperflo, Parliament, Pasio, Passerelle, Patriarch, Payback, Peek, Pile File, Pisa, Pool, Potrero415, PUCK, QiVi, Quba, Rave, Reed, Regard, Relay, Reunion, Ripple, Riser, Roam, Rocco, Rocky, RoomWizard, Runner, Satellite, Sawyer, ScapeSeries, Senti, Sentinel, Senza, Sequoia, Session, ShareLink, Shield, Shortcut, Sidewalk, SILQ, Skylar, Slumber, Smoke, Snug, Soft Leaf, Sonata, Sorrel, SOTO, Southside, Stationkits, Steelcase Karman, Steelcase Series, Stiletto, Surprise!, Surround, Switch, Symphony, Sync, TagWizard, Tava, TeamStudio, TeamTheater, Tenaro, Tenor, Terrazzo, Theorem, Thread, Topaz, Touchdown, Tour, Tower Too, Trees, Trillium, Trolly, tX2, U-Free, Umami, Underscore, Uno, V.I.A., Verb, Verge, Verlay, Victor2, Visalia, Waldorf, Woodruff, Workspring, WorkValet and X-tenz.
- ™ The following is a trademark of Microsoft Corporation, Redmond, WA: Windows.
- ™ The following is a trademark of Rodman Industries, Inc., Oconomowoc, WI: ResinCore1.
- ™ The following is a trademark of Ultrafabrics, LLC, Elmsford, NY: Ultraleather.
- ™ The following trademarks are under license from Wilkhahn Furniture products: Cana, Linus, Logon, Picto, Range, Stitz, Thema, Timetable, and Tubis.
- ™ The following is a trademark of Cradle to Cradle Products Innovation Institute, Oakland, CA: Cradle to Cradle Certified.
- ™ The following trademarks are under license from Walter Knoll: Andoo, Bob, Lazlo, Lox, Ribbon, and Together.
- ™ The following trademarks are under license from PP Møbler: Bar and Flag Halyard.
- ™ The following trademarks are under license from Carl Hansen: Elbow, Paddle, Shell, Wing, and Wishbone.
- ™ The following trademarks are under license from Cambridge Sound Management, LLC, Cambridge, MA: QtPro Soundmasking, Qt Quiet Technology, and Sonet Qt.
- ™ The following is a trademark of Electri-Cable Assemblies, Shelton, CT: Interact.
- ™ The following is a trademark of Clestra Hauserman: IRYS.
- ™ The following is a trademark of Wiesner-Hager Möbel GmbH: Nooi.
- ™ The following are trademarks of Polyvision: Accord, a³, e³, Boundri, and Nota.
- ™ The following is a trademark of Bostock Company, Inc: SnapCab.
- ™ The following is a trademark of Williams-Sonoma, Inc: West Elm.
- ™ The following is a trademark of Elena Marquina Testor: nanimarquina.
- ™ The following is a trademark of Forbo International SA: Forbo.
- ™ The following are trademarks of Orangebox Ltd., Cardiff, UK: Air³, Aspect, Avi, Away from the Desk, Border, Campers & Dens, Coppice, Cubb, Kirn, On the QT, Ramsey, Skomer, Sully, Track-B, and Vale.
- ™® The following are trademarks or registered trademarks of AMQ Solutions, LLC: AMQ, AMQ logo, KINEX, iLINE, ACTIV, AMOBI, CONCUR, 3F, REVI, S-SERIES, JAKU, SIYA, ZILO, BODI, FL-X, TIZU, EMBANK, TEKtis and BIXBY.
- ™® The following are trademarks or registered trademarks of Viccarbe Habitat, S.L.: Holy Day, Last Minute, Wrapp, Foro, Kelly, Noha, Viable, Solar, Sistema, Savina, Designed In The Sun, Cambio, Aleta, Viccarbe (logo), Viccarbe.

Trademarks used here in are the property of Steelcase Inc. or of their respective owners.