

Crate Divide

Design – Allermuir

A cube based modular storage system with a prime function to act as a room divider. Create spaces using the modular design of Crate.

Pre-built components can be connected together in-line or at right angles to create different zones within existing spaces.



standard & optional features

	CRT2H1B	CRT2H2B	CRT3H1B	CRT3H2B	CRT4H1B	CRT4H2B	CRT5H1B	CRT5H2B
	2 High 1 Bay	2 High 2 Bay	3 High 1 Bay	3 High 2 Bay	4 High 1 Bay	4 High 2 Bay	5 High 1 Bay	5 High 2 Bay
Weight (lbs approx)	17.86	29.32	24.91	41.89	31.98	52.47	39.02	62.83
Tubular Steel frame finished in Black powder coat	●	●	●	●	●	●	●	●
Plastic glides with levelling adjustment	●	●	●	●	●	●	●	●

Optional features:

Tubular Steel frame available in White, Sage, and Bronze powder coat*	+ \$0	+ \$0	+ \$0	+ \$0	+ \$0	+ \$0	+ \$0	+ \$0
---	-------	-------	-------	-------	-------	-------	-------	-------

	CR6CB	CRT8CB	CRT10CB	CRT12CB
	6 connector bars	8 connector bars	10 connector bars	12 connector bars
Weight (lbs approx)	5.95	7.94	10.14	11.91
Tubular Steel frame finished in Black powder coat	●	●	●	●

Optional features:

Tubular Steel frame available in White, Sage, and Bronze powder coat*	+ \$0	+ \$0	+ \$0	+ \$0
---	-------	-------	-------	-------

* [Click here to see Crate Divide Metal Finishes](#)

* [Click here to see Crate Divide TFL Finishes](#)

Note: Optional powder coated finishes have an extended leadtime of 2 weeks

Floor Standing Inline Steel Frame	Price
CRT2H1B • 2 High 1 Bay Unit • 18" x 35.5" x 18" Frame	1,032
CRT2H2B • 2 High 2 Bay Unit • 35.5" x 35.5" x 18" Frame	1,380
CRT3H1B • 3 High 1 Bay Unit • 18" x 53" x 18" Frame	1,130
CRT3H2B • 3 High 2 Bay Unit • 35.5" x 53" x 18" Frame	1,524
CRT4H1B • 4 High 1 Bay Unit • 18" x 70.5" x 18" Frame	1,298
CRT4H2B • 4 High 2 Bay Unit • 35.5" x 70.5" x 18" Frame	1,813
CRT5H1B • 5 High 1 Bay Unit • 18" x 87.75" x 18" Frame	1,526
CRT5H2B • 5 High 2 Bay Unit • 35.5" x 87.75" x 18" Frame	2,114

Linking Bars	Description	Price
CRT6CB • 6x Connector bars • 0.6" x 0.6" x 16.8"	Connector bars to link 2-high bay unit	863
CRT8CB • 8x Connector bars • 0.6" x 0.6" x 16.8"	Connector bars to link 3-high bay unit	1,129
CRT10CB • 10x Connector bars • 0.6" x 0.6" x 16.8"	Connector bars to link 4-high bay unit	1,412
CRT12CB • 12x Connector bars • 0.6" x 0.6" x 16.8"	Connector bars to link 5-high bay unit	1,678

Floor fixings & wall fixings are supplied as standard on all Crate Divide units and must be used to secure the unit.

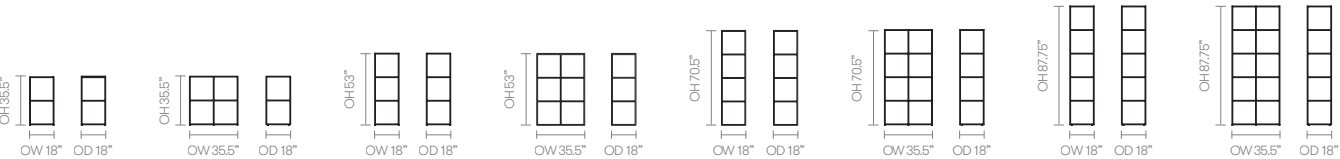
All prices listed in US \$

to specify your storage...

1. Check the [Standard Features & Finishes](#) and select the **Model** you require
2. Select any [Optional Extras](#) or [Alternative Finishes](#) you require and add on any extra costs as shown per product
3. You now have the total cost and specification for **Your Storage**

When ordering please ensure that you send us all this information so we can correctly fulfill your requirements.

dimensions – OH - Overall Height OD - Overall Depth OW - Overall Width AH - Arm Height SH - Seat Height SW - Seat Width SD - Seat Depth



Crate Divide

Design – Allermuir

A cube based modular storage system with a prime function to act as a room divider. Create spaces using the modular design of Crate.

Pre-built components can be connected together in-line or at right angles to create different zones within existing spaces.



standard & optional features

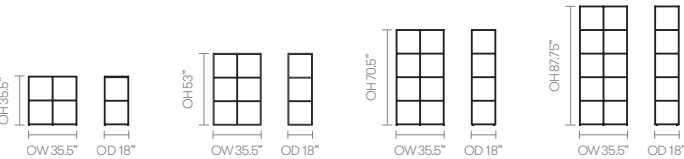
● Standard feature ❑ Not available	CRT2H2B90 2 High 2 Bay 90°	CRT3H2B90 3 High 2 Bay 90°	CRT4H2B90 4 High 2 Bay 90°	CRT5H2B90 5 High 2 Bay 90°
Weight (lbs approx)	29.32	41.89	52.47	62.83
Tubular Steel frame finished in Black powder coat	●	●	●	●
Plastic glides with levelling adjustment	●	●	●	●
Optional features:				
Tubular Steel frame available in White, Sage, and Bronze powder coat*	+ \$0	+ \$0	+ \$0	+ \$0

* [Click here to see Crate Divide Metal Finishes](#)
* [Click here to see Crate Divide TFL Finishes](#)

Ships KD = Knock Down (Needs assembly)

Note: Optional powder coated finishes have an extended leadtime of 2 weeks

dimensions – OH - Overall Height OD - Overall Depth OW - Overall Width AH - Arm Height SH - Seat Height SW - Seat Width SD - Seat Depth



Floor Standing Inline Steel Frame	Price
CRT2H2B90 • 2 High 1 Bay Unit • 35.5" x 35.5" x 18" • Frame for Corners	1,430
CRT3H2B90 • 3 High 2 Bay Unit • 35.5" x 53" x 18" • Frame for Corners	1,573
CRT4H2B90 • 4 High 2 Bay Unit • 35.5" x 70.5" x 18" • Frame for Corners	1,873
CRT5H2B90 • 5 High 2 Bay Unit • 35.5" x 70.5" x 18" • Frame for Corners	2,201

Floor fixings & wall fixings are supplied as standard on all Crate Divide units and must be used to secure the unit.

All prices listed in US \$



to specify your storage...

1. Check the [Standard Features & Finishes](#) and select the [Model](#) you require
2. Select any [Optional Extras](#) or [Alternative Finishes](#) you require and add on any extra costs as shown per product
3. You now have the total cost and specification for [Your Storage](#)

When ordering please ensure that you send us all this information so we can correctly fulfill your requirements.

standard & optional features

● Standard feature

□ Not available

	CRT2H2BCS	CRT2H2BS	CRT3H2BCS	CRT3H2BS	CRT2H3BS	CRT2H4BS
	2 High 2 Bay on Cubby Storage	2 High 2 Bay on Storage	3 High 2 Bay on Cubby Storage	3 High 2 Bay on Storage	2 High 3 Bay on Storage	2 High 4 Bay on Storage
Weight (lbs approx)	141.3	125	137.6	137.6	194	244.3
Tubular Steel frame finished in Black powder coat	●	●	●	●	●	●
TFL Storage available in Black, White, or Strata Oak	●	●	●	●	●	●
TFL Cubby available in complimentary Black, White, or Strata Oak	●	□	●	□	□	□
Plastic glides with levelling adjustment	●	●	●	●	●	●
Steel clamps in Black powder coat	□	□	□	□	□	□
Optional features:						
Tubular Steel frame available in White, Sage, and Bronze powder coat*	+ \$0	+ \$0	+ \$0	+ \$0	+ \$0	+ \$0

	CRT2H4BCS	CRT3H3BS	CRT3H4BS	CRT3H4BCS	CRTLK
	2 High 4 Bay on Cubby Storage	3 High 3 Bay on Storage	3 High 4 Bay on Storage	3 High 4 Bay on Cubby Storage	2 Linking brackets
Weight (lbs approx)	274	210.1	265.7	295.4	0.44
Tubular Steel frame finished in Black powder coat	●	●	●	●	□
TFL Storage available in Black, White, or Strata Oak	●	●	●	●	□
TFL Cubby available in complimentary Black, White, or Strata Oak	●	□	□	●	□
Plastic glides with levelling adjustment	●	●	●	●	□
Steel clamps in Black powder coat	□	□	□	□	●
Optional features:					
Tubular Steel frame available in White, Sage, and Bronze powder coat*	+ \$0	+ \$0	+ \$0	+ \$0	+ \$0

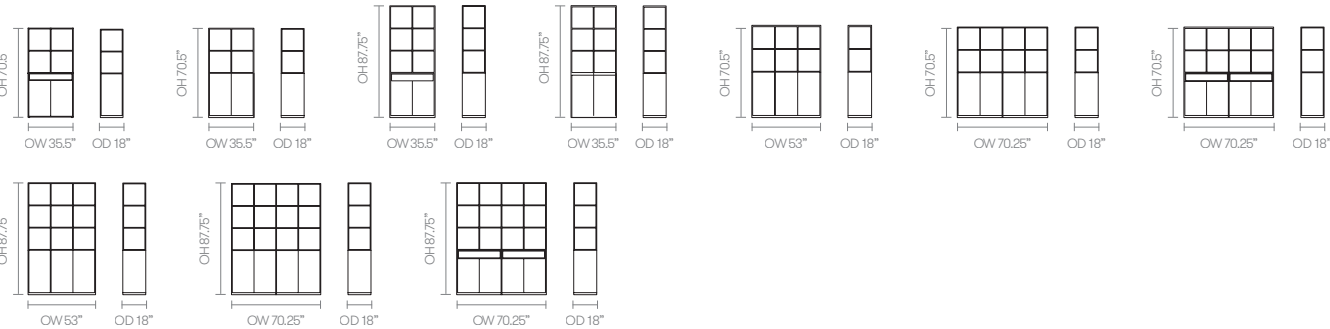
* Click here to see Crate Divide Metal Finishes

* Click here to see Crate Divide TFL Finishes

Ships KD = Knock Down (Needs assembly)

Note: Optional powder coated finishes have an extended leadtime of 2 weeks

dimensions – OH - Overall Height OD - Overall Depth OW - Overall Width



Storage	Description	Price
CRT2H2BCS • 35.5" x 70.5" x 35.5"	2 High 2 Bay on Cubby Storage	3,037
CRT2H2BS • 35.5" x 70.5" x 18"	2 High 2 Bay on Storage	2,535
CRT3H2BCS • 35.5" x 87.75" x 18"	3 High 2 Bay on Cubby Storage	3,171
CRT3H2BS • 35.5" x 87.75" x 18"	3 High 2 Bay on Storage	2,670
CRT2H3BS • 53" x 70.5" x 18"	2 High 3 Bay on Storage	3,952
CRT2H4BS • 70.25" x 70.5" x 18"	2 High 4 Bay on Storage	4,625
CRT2H4BCS • 70.25" x 70.5" x 18"	2 High 4 Bay on Cubby Storage	5,626
CRT3H3BS • 53" x 87.75" x 18"	3 High 3 Bay on Storage	5,551
CRT3H4BS • 70.25" x 87.75" x 18"	3 High 4 Bay on Storage	6,229
CRT3H4BCS • 70.25" x 87.75" x 18"	3 High 4 Bay on Cubby Storage	7,229

Storage	Description	Price
CRTLK • 0.75" x 3" x 0.7"	2 Linking brackets for aligning side-by-side storage mounted Crate units	82

Floor fixings & wall fixings are supplied as standard on all Crate Divide units and must be used to secure the unit.

All prices listed in US \$

to specify your storage...

1. Check the **Standard Features & Finishes** and select the **Model** you require

2. Select any **Optional Extras** or **Alternative Finishes** you require and add on any extra costs as shown per product

3. You now have the total cost and specification for **Your Storage**

When ordering please ensure that you send us all this information so we can correctly fulfill your requirements.



Crate Divide

Design – Allermuir

A cube based modular storage system with a prime function to act as a room divider. Create spaces using the modular design of Crate.

Pre-built components can be connected together in-line or at right angles to create different zones within existing spaces.



standard & optional features

<div><div>●</div> Standard feature</div> <div><div>❑</div> Not available</div>	<div>CRT2H2BMS</div> <div>2 High 2 Bay on Mobile Storage</div>	<div>CRT2H3BMS</div> <div>2 High 3 Bay on Mobile Storage</div>	<div>CRT2H4BMS</div> <div>2 High 4 Bay on Mobile Storage</div>
Weight (lbs approx)	83.4	136.5	173.1
Tubular Steel frame finished in Black powder coat	●	●	●
TFL Storage available in Black, White, or Strata Oak	●	●	●
Metal casters with wheel brake	●	●	●
Optional features:			
Tubular Steel frame available in White, Sage, and Bronze powder coat*	+ \$0	+ \$0	+ \$0

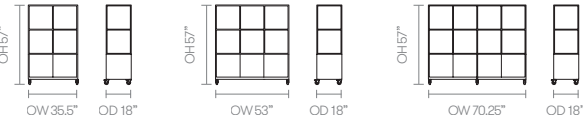
* [Click here to see Crate Divide Metal Finishes](#)

* [Click here to see Crate Divide TFL Finishes](#)

Ships KD = Knock Down (Needs assembly)


Note: Optional powder coated finishes have an extended leadtime of 2 weeks

dimensions – OH - Overall Height OD - Overall Depth OW - Overall Width AH - Arm Height SH - Seat Height SW - Seat Width SD - Seat Depth



Storage	Description	Price
<div>CRT2H2BMS</div> <div>• 35.5" x 57" x 18"</div>	2 High 2 Bay on Mobile Storage	3,057
<div>CRT2H3BMS</div> <div>• 53" x 57" x 18"</div>	2 High 3 Bay on Mobile Storage	4,609
<div>CRT2H4BMS</div> <div>• 70.25" x 57" x 18"</div>	2 High 4 Bay on Mobile Storage	5,251

All prices listed in US \$



to specify your storage...

- Check the [Standard Features & Finishes](#) and select the [Model](#) you require
- Select any [Optional Extras](#) or [Alternative Finishes](#) you require and add on any extra costs as shown per product
- You now have the total cost and specification for [Your Storage](#)

When ordering please ensure that you send us all this information so we can correctly fulfill your requirements.

standard & optional features

● Standard feature

□ Not available

CRTPS

Ply Shelf

CRTMS

TFL Shelf

CRTPOB

Ply Open Box

CRTMOB

TFL Open Box

CRTPCB

Ply Closed Box

CRTMCB

TFL Closed Box

CRTBPBPB

Ply Box with Poly Carb Back

CRTPLB

Ply Locker

CRTMLB

TFL Locker

CRTSPT

Steel Planter Tray

CRTMP

Magnetic Panel

CRTPPF

Pinnable Fabric Panel

Weight (lbs approx)	3.1	3.3	21.6	22	24.7	24.9	22	35.3	37.5	13.7	20.5	22
0.5" Plywood shelf with clear finish	●	□	□	□	□	□	□	□	□	□	□	□
0.5" TFL Shelf available in Black, White or Strata Oak	□	●	□	□	□	□	□	□	□	□	□	□
0.5" Plywood open box with clear finish	□	□	●	□	□	□	□	□	□	□	□	□
0.5" TFL open box available in Black, White or Strata Oak	□	□	□	●	□	□	□	□	□	□	□	□
0.5" Plywood closed box with clear finish	□	□	□	□	●	□	□	□	□	□	□	□
0.5" TFL closed box available in Black, White or Strata Oak	□	□	□	□	□	●	□	□	□	□	□	□
0.5" Plywood box and poly carbonate back with a clear finish	□	□	□	□	□	□	●	□	□	□	□	□
Ply locker with a clear finish and includes two keys	□	□	□	□	□	□	□	●	□	□	□	□
TFL locker available in Black, White or Strata Oak and includes two keys	□	□	□	□	□	□	□	□	●	□	□	□
Steel planter finished in Black powder coat	□	□	□	□	□	□	□	□	□	●	□	□
Two bay wide magnetic dry wipe board	□	□	□	□	□	□	□	□	□	□	●	□
Two bay wide pinnable fabric panel available in Camira Blazer or Synergy	□	□	□	□	□	□	□	□	□	□	□	●

Optional features:

Steel available in White, Sage, and Bronze powder coat*

-

-

-

-

-

-

-

-

-

+ \$0

-

-

* Click here to see Crate Divide Metal Finishes

* Click here to see Crate Divide TFL Finishes

Ships KD = Knock Down (Needs assembly)

Note: Optional powder coated finishes have an extended leadtime of 2 weeks

Floor Standing Inline Steel Frame	Price
<div>CRTPS</div> <div>• Ply shelf</div> <div>• 16.6" x 16.6" x 0.5"</div>	182
<div>CRTMS</div> <div>• TFL shelf</div> <div>• 16.6" x 16.6" x 0.5"</div>	89
<div>CRTPOB</div> <div>• Ply open box</div> <div>• Internal – 15.7" x 15.7" x 16.6"</div>	919
<div>CRTMOB</div> <div>• TFL open box</div> <div>• Internal – 15.7" x 15.7" x 16.6"</div>	374
<div>CRTPCB</div> <div>• Ply closed box</div> <div>• Internal – 15.7" x 15.7" x 16.1"</div>	1,051
<div>CRTMCB</div> <div>• TFL closed box</div> <div>• Internal – 15.7" x 15.7" x 16.1"</div>	413
<div>CRTBPBPB</div> <div>• Ply box with plastic back</div> <div>• Internal – 15.7" x 15.7" x 16"</div>	947
<div>CRTPLB</div> <div>• Ply Locker</div> <div>• Internal – 15.25" x 15.25" x 16.5"</div>	1,340
<div>CRTMLB</div> <div>• TFL Locker</div> <div>• Internal – 15.25" x 15.25" x 16.5"</div>	620
<div>CRTSPT</div> <div>• Steel planter tray</div> <div>• Internal – 16.5" x 16.5" x 5.2"</div>	412
<div>CRTMP</div> <div>• Magnetic dry wipe back panel</div> <div>• 35.5" x 35.5"</div>	342
<div>CRTPPF</div> <div>• Pinnable fabric back panel</div> <div>• 35.5" x 35.5"</div> <div>• Camira Blazer or Synergy</div>	850

All prices listed in US \$



to specify your storage...

1. Check the **Standard Features & Finishes** and select the **Model** you require


2. Select any **Optional Extras** or **Alternative Finishes** you require and add on any extra costs as shown per product

3. You now have the total cost and specification for **Your Storage**


When ordering please ensure that you send us all this information so we can correctly fulfill your requirements.

Crate Divide

Metal Finishes



TFL Surfaces



Accessories

