

ROAM



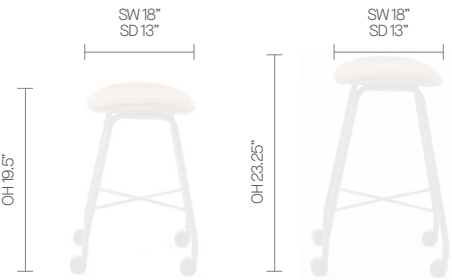
VERSATILITY DESIGNED

A customizable creation which is perfect for those brief meets and breakouts. Roam is an everyday necessity that brings both comfort and color to any space.

It’s light and versatile nature provides the freedom of movement, while also aiding users to develop a healthy posture.

DIMENSIONS

OH-Overall Height OD-Overall Depth OW-Overall Width AH-Arm Height BH-Back Height SH-Seat Height SW-Seat Width SD-Seat Depth



ROAM

STANDARD FEATURES (*Selected models only)

- 2 Seat heights
- Tubular steel frame
- 2” hard wheel casters
- Upholstered seat with raised peripheral seam detail (fabric upholstery only)

OPTIONAL FEATURES

- 2” Black soft wheel casters
- Choice of finish options available

* Click here to see finish page



DESIGN
Senator

Our team of talented in house designers are responsible for creating elegant, innovative furniture designs which not only look beautiful, but minimise the impact on the world around us.

They come from all over the world, but are based in our Design Center located in a quiet Lancashire village just outside the Ribble Valley. Our dedicated facility is over three floors which include studios, a materials test center and prototyping lab.

ROAM

OPTIONS

Roam offers 2 seat heights.




AT A GLANCE

- 1. Fully upholstered seat
- 2. Tubular steel frame in a choice of colors
- 3.2” hard wheel casters



Please note: Features are model dependent, please refer to price list pages when specifying



WANT TO KNOW MORE?

Our literature is available to download from our resource section on our website. For training notes, you can contact usmarketing@thesenatorgroup.com or call +1 (419) 887 5806

A full range overview and the following resources are available on each product page of our website.

For quick inspiration and all the latest news, follow us on social @senator_social.



thesenatorgroup.com



Specification Sheet



Symbols



Environmental Data



Images (High Res)


ROAM

STANDARD METAL FINISH OPTION



Black


ADDITIONAL METAL FINISH OPTIONS



Anthracite Gray



White



Pistachio



Totally Orange



Traffic Yellow

Color images above are for reference only. Please verify with actual color sample.

ROAM

● Standard feature

☐ Not available

Optional feature



	ROM01	ROM02
Weight	9lbs	10lbs
Stacks	☐	☐
Fully upholstered	●	●
Tubular steel frame in Black powder coat	●	●
2" Black hard wheel casters	●	●
Tubular steel frame in Anthracite Gray, White, Pistachio, Totally Orange, Traffic Yellow	+ \$0	+ \$0
2" Black soft twin wheel caster	+ \$45	+ \$45

* Click here to see available Finishes.

* Click here to see available Fabrics.

Ships Fully Assembled


ROAM

Fabric Grade	0	1	2	3	4	5	6	7	8	9	COM	COL	
ROM01 • Low Mobile Stool	450	467	486	511	533	558	582	631	726	839	467 0.85 yds	-	
ROM02 • High Mobile Stool	480	497	516	541	564	588	613	662	757	869	497 0.85 yds	-	

Roam Caster Options

Soft caster options are an upcharge of \$45 per chair

- 2" Black twin soft wheel casters for hard floors.



To specify your chair...

1. Check the Standard Features and Finishes and select the Model you require

2. Select the Fabric Grade for the fabric you are using, this will give you the basic price per chair

3. Select any Optional Extras or Alternative Finishes you require and add on any extra costs as shown per chair

4. You now have the total cost and specification for Your Chair

When ordering, please ensure that you send us all this information, so we can correctly fulfil your requirements.