

CALVIN Public Seating

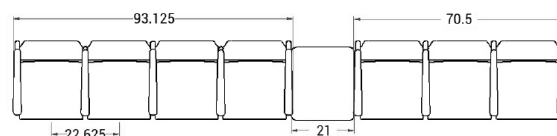
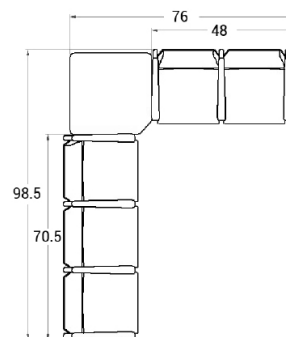
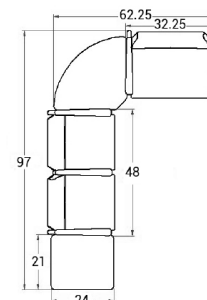
LAYOUTS



Description

- Spec's Calvin offers an oval steel frame with either wood or aluminum side rails.
- Your layout possibilities are unlimited with spacer, radius and corner tables for both standard and bariatric seating in virtually any combination.
- Bariatric seating is a 30" wide seat and is load tested to 750 lbs. Cannot be connected to other bariatric seats.
- 21" seat width is standard.
- Choice of wood, polyurethane or Corian arms, replaceable in the field.
- Two and three seat models offer a choice of no center arms or half arms between seats.
- Glides and separate seat and back are standard.
- Please send a drawing of the configuration you require with your order.
- Ships assembled as one, two and three seater units.
- For fabrics you wish railroaded or repeats larger than 5" x 5", please contact the factory with repeat information and yardage requirement will be provided.

LAYOUTS AND DIMENSIONS



CALVIN Public Seating



PRODUCT CODE

8101M
Series

81 : Calvin

Center Arm

 0 : No center arm
 1 : Half arms

Seats

 1 : Single Seat
 2 : Two-Seat
 3 : Three-Seat

Chair Type

 M : Mid Back
 H : Highback
 G : Bariatric
 L : Loveseat
 ME : Hip Chair

OPTIONS

SIDE RAIL



Wood



Aluminium

ARMS



Wood



Polyurethane



Corian

FINISHES

FRAME



Select from one of our 76 standard Spectone colors

FABRIC



Select fabrics from one of our textile partners

ARMS



Black




Sterling Grey



Select from one of 5 Corian finishes



Taupe




Select from one of our 9 standard wood stains or stain-to-match for no extra charge

 See Spectone Card or specfurniture.com/tools-and-resources/product-resources/finishes for a complete list of finish options and colors.

CALVIN Public Seating

HOW TO ORDER



Specify Model

- A** Specify Fabric - Seat
Manufacturer, Pattern Name, Color
- B** Specify Fabric - Back
Manufacturer, Pattern Name, Color
- C** Specify Frame Finish
- D** Specify Side Rail Type and Color
- E** Specify Arm Type and Color

Optional: Wood Side Frame, CAL 133, Moisture Barrier, Connecting and Freestanding Tables, Vinyl Headrest Insert, Corian Arms



Model	Fabric - Seat	Fabric - Back	Frame Finish	Side Rail Type and Color	Arm Type and Color
8101M	Momentum, Icon, Lacquer	Momentum, Estrella, Lumen	Silver	Wood, Asian Night Stain	Wood, Asian Night Stain

CALVIN Public Seating

Single Seater with arms

Standard Features

- Separate seat and back
- Meets seating durability test to 500 lbs per chair
- Polyurethane arms or wood arms
- Arms are field replaceable
- Wall-saving, 14 gauge oval tube frame
- Frame in any Spectone color
- Velcro removable back covers, replaceable seat
- Used in connected layouts for no extra charge
- Glides
- Ships assembled
- Ships 1/carton 15 cu ft

Contact Spec Customer Service to railroad fabrics (specify repeat info and yardage requirement will be provided) and for repeats greater than 5" x 5"

Options

- Choose aluminum (A) or wood (W) side frame. Aluminum side frame available in any Spectone color
- For wood (W) side frame, specify and add \$143 list Available in any of 9 standard stains or stain-to-match for no extra charge
- Polyurethane arms available in Black, Sterling Grey or Taupe (RAL 7006)
- Wood arms in Maple are available in any of 9 standard stains or stain-to-match for no extra charge
- Corian arms available in Antarctica, Bisque, Cameo White, Glacier White, or Linen. Custom colors available, contact Spec for pricing
- Connected and freestanding tables
- Antibacterial and antimicrobial fabrics available
- Different fabric on seat and back for no extra charge
- CAL 133



Single Seater with arms

COM 1.75 yds

0.75 yd COM per single seat

1.0 yd COM per single back

MODEL	COM	GR 1	GR 2	GR 3	GR 4	GR 5	GR 6
8101M	1214	1344	1381	1474	1599	1701	1833

Dimensions (inches)

seat H	18.0	seat W	21.0	arm H	25.0
total H	33.75	total W	25.0	depth	26.0

CAL 133, add \$147 List per chair

For Corian arms add suffix C and **\$332**



8101M

CALVIN Public Seating

Two and Three Seaters with outside arms

Standard Features

- Separate seat and back
- Meets seating durability test to 750 lbs per two seater, and to 1000 lbs per three seater
- Polyurethane arms or wood arms
- Arms are field replaceable
- Wall-saving, 14 gauge oval tube frame
- Frame in any Spectone color
- Velcro removable back covers, replaceable seat
- Used in connected layouts for no extra charge
- Glides
- Ships assembled as 2 or 3 seaters
- Ships 1/carton 26 cu ft (2 seater), 1/carton 39 cu ft (3 seater)

Contact Spec Customer Service to railroad fabrics (specify repeat info and yardage requirement will be provided) and for repeats greater than 5" x 5"

Options

- Choose aluminum (A) or wood (W) side frame. Aluminum side frame available in any Spectone color
- For wood (W) side frame, specify and add \$143 list Available in any of 9 standard stains or stain-to-match for no extra charge
- Polyurethane arms available in Black, Sterling Grey or Taupe (RAL 7006)
- Wood arms in Maple are available in any of 9 standard stains or stain-to-match for no extra charge
- Corian arms available in Antarctica, Bisque, Cameo White, Glacier White, or Linen. Custom colors available, contact Spec for pricing
- Connected and freestanding tables
- Antibacterial and antimicrobial fabrics available
- Different fabric on seat and back for no extra charge
- CAL 133



Two Seater with outside arms

COM 3.5 yds

0.75 yd COM per single seat

1.0 yd COM per single back

MODEL	COM	GR 1	GR 2	GR 3	GR 4	GR 5	GR 6
8102M	1943	2201	2283	2466	2716	2917	3179

Dimensions (inches)

seat H	18.0	seat W	21.0	arm H	25.0
total H	33.75	total W	44.75	depth	26.0

CAL 133, add \$294 List per two seater

For Corian arms add suffix C and **\$332**



8102M

Three Seater with outside arms

COM 5.25 yds

0.75 yd COM per single seat

1.0 yd COM per single back

MODEL	COM	GR 1	GR 2	GR 3	GR 4	GR 5	GR 6
8103M	2594	2980	3104	3377	3753	4055	4452

Dimensions (inches)

seat H	18.0	seat W	21.0	arm H	25.0
total H	33.75	total W	67.5	depth	26.0

CAL 133, add \$441 List per three seater

For Corian arms add suffix C and **\$332**



8103M

CALVIN Public Seating

Two and Three Seaters with half arms

Standard Features

- Separate seat and back
- Meets seating durability test to 750 lbs per two seater, and to 1000 lbs per three seater
- Polyurethane arms or wood arms
- Arms are field replaceable
- Wall-saving, 14 gauge oval tube frame
- Frame in any Spectone color
- Velcro removable back covers, replaceable seat
- Used in connected layouts for no extra charge
- Glides
- Ships assembled as 2 or 3 seaters
- Ships 1/carton 26 cu ft (2 seater), 1/carton 39 cu ft (3 seater)

Contact Spec Customer Service to railroad fabrics (specify repeat info and yardage requirement will be provided) and for repeats greater than 5" x 5"

Options

- Choose aluminum (A) or wood (W) side frame. Aluminum side frame available in any Spectone color
- For wood (W) side frame, specify and add \$143 list Available in any of 9 standard stains or stain-to-match for no extra charge
- Polyurethane arms available in Black, Sterling Grey or Taupe (RAL 7006)
- Wood arms in Maple are available in any of 9 standard stains or stain-to-match for no extra charge
- Corian arms available in Antarctica, Bisque, Cameo White, Glacier White, or Linen. Custom colors available, contact Spec for pricing
- Connected and freestanding tables
- Antibacterial and antimicrobial fabrics available
- Different fabric on seat and back for no extra charge
- CAL 133



Two Seater with half arms

COM 3.5 yds

0.75 yd COM per single seat

1.0 yd COM per single back

MODEL	COM	GR 1	GR 2	GR 3	GR 4	GR 5	GR 6
8112M	2178	2437	2520	2700	2952	3153	3419

Dimensions (inches)

seat H	18.0	seat W	21.0	arm H	25.0
total H	33.75	total W	48.0	depth	26.0

CAL 133, add \$294 List per two seater

For Corian arms add suffix C and **\$498**



8112M

Three Seater with half arms

COM 5.25 yds

0.75 yd COM per single seat

1.0 yd COM per single back

MODEL	COM	GR 1	GR 2	GR 3	GR 4	GR 5	GR 6
8113M	3025	3417	3537	3813	4185	4490	4887

Dimensions (inches)

seat H	18.0	seat W	21.0	arm H	25.0
total H	33.75	total W	70.5	depth	26.0

CAL 133, add \$441 List per three seater

For Corian arms add suffix C and **\$664**



8113M

CALVIN Public Seating

Loveseat with arms

Standard Features

- Separate seat and back
- Meets seating durability test to 750 lbs per chair
- Polyurethane arms or wood arms
- Arms are field replaceable
- Wall-saving, 14 gauge oval tube frame
- Frame in any Spectone color
- Velcro removable back covers, replaceable seat
- Used in connected layouts for no extra charge
- Glides
- Ships assembled
- Ships 1/carton 20 cu ft

Contact Spec Customer Service to railroad fabrics (specify repeat info and yardage requirement will be provided) and for repeats greater than 5" x 5"

Options

- Choose aluminum (A) or wood (W) side frame. Aluminum side frame available in any Spectone color
- For wood (W) side frame, specify and add \$143 list Available in any of 9 standard stains or stain-to-match for no extra charge
- Polyurethane arms available in Black, Sterling Grey or Taupe (RAL 7006)
- Wood arms in Maple are available in any of 9 standard stains or stain-to-match for no extra charge
- Corian arms available in Antarctica, Bisque, Cameo White, Glacier White, or Linen. Custom colors available, contact Spec for pricing
- Connected and freestanding tables
- Antibacterial and antimicrobial fabrics available
- Different fabric on seat and back for no extra charge
- CAL 133



Loveseat with arms

COM 3.5 yds

1.75 yd COM per single seat

1.75 yd COM per single back

MODEL	COM	GR 1	GR 2	GR 3	GR 4	GR 5	GR 6
8101L	1831	2087	2171	2355	2604	2808	3071

Dimensions (inches)

seat H	18.0	seat W	42.0	arm H	25.0
total H	33.75	total W	46.0	depth	26.0

CAL 133, add \$227 List per chair
For Corian arms add suffix C and **\$332**



8101L

CALVIN Public Seating**Bariatric Single Seater with arms****Standard Features**

- Separate seat and back
- Meets seating durability test to 750 lbs per chair
- Polyurethane arms or wood arms
- Arms are field replaceable
- Wall-saving, 14 gauge oval tube frame
- Frame in any Spectone color
- Velcro removable back covers, replaceable seat
- Used in connected layouts for no extra charge
- Glides
- Ships assembled
- Ships 1/carton 20 cu ft

Contact Spec Customer Service to railroad fabrics (specify repeat info and yardage requirement will be provided) and for repeats greater than 5" x 5"

Options

- Choose aluminum (A) or wood (W) side frame. Aluminum side frame available in any Spectone color
- For wood (W) side frame, specify and add \$143 list Available in any of 9 standard stains or stain-to-match for no extra charge
- Polyurethane arms available in Black, Sterling Grey or Taupe (RAL 7006)
- Wood arms in Maple are available in any of 9 standard stains or stain-to-match for no extra charge
- Corian arms available in Antarctica, Bisque, Cameo White, Glacier White, or Linen. Custom colors available, contact Spec for pricing
- Connected and freestanding tables
- Antibacterial and antimicrobial fabrics available
- Different fabric on seat and back for no extra charge
- CAL 133

**Bariatric Single Seater with arms**

COM 3.0 yds

1.5 yd COM per single seat

1.5 yd COM per single back

MODEL	COM	GR 1	GR 2	GR 3	GR 4	GR 5	GR 6
8101G	1474	1698	1767	1925	2139	2311	2538

Dimensions (inches)

seat H	18.0	seat W	30.0	arm H	25.0
total H	33.75	total W	34.0	depth	26.0

CAL 133, add \$185 List per chair
For Corian arms add suffix C and **\$332**



8101G

CALVIN Public Seating

Highback Single Seater with arms

Standard Features

- Separate seat and back
- Meets seating durability test to 500 lbs per highback chair
- Polyurethane arms or wood arms
- Arms are field replaceable
- 14 gauge oval tube frame
- Frame in any Spectone color
- Velcro removable back covers, replaceable seat
- Used in connected layouts for no extra charge
- Glides
- Ships assembled
- Ships 1/carton 20 cu ft

Contact Spec Customer Service to railroad fabrics (specify repeat info and yardage requirement will be provided) and for repeats greater than 5" x 5"

Options

- Choose aluminum (A) or wood (W) side frame. Aluminum side frame available in any Spectone color
- For wood (W) side frame, specify and add \$143 list Available in any of 9 standard stains or stain-to-match for no extra charge
- Polyurethane arms available in Black, Sterling Grey or Taupe (RAL 7006)
- Wood arms in Maple are available in any of 9 standard stains or stain-to-match for no extra charge
- Corian arms available in Antarctica, Bisque, Cameo White, Glacier White, or Linen. Custom colors available, contact Spec for pricing
- Vinyl insert on top of the back, add \$53 List/seat back
- Connected and freestanding tables
- Antibacterial and antimicrobial fabrics available
- Different fabric on seat and back for no extra charge
- CAL 133

**Highback Single Seater with arms**

COM 2.5 yds

0.75 yd COM per single seat

1.75 yd COM per single back

MODEL	COM	GR 1	GR 2	GR 3	GR 4	GR 5	GR 6
8101H	1307	1493	1553	1684	1861	2008	2196

Dimensions (inches)

seat H	18.0	seat W	21.0	arm H	25.0
total H	47.50	total W	25.0	depth	26.0

CAL 133, add \$166 List per chair

For Corian arms add suffix C and \$ 332

**8101H**

CALVIN Public Seating

Easy Access Hip Single Seater with arms

Standard Features

- Separate seat and back
- Meets seating durability test to 500 lbs per chair
- Polyurethane arms or wood arms
- Arms are field replaceable
- Wall-saving, 14 gauge oval tube frame
- Frame in any Spectone color
- Velcro removable back covers, replaceable seat
- Used in connected layouts for no extra charge
- Glides
- Ships assembled
- Ships 1/carton 20 cu ft

Contact Spec Customer Service to railroad fabrics (specify repeat info and yardage requirement will be provided) and for repeats greater than 5" x 5"

Options

- Choose aluminum (A) or wood (W) side frame. Aluminum side frame available in any Spectone color
- For wood (W) side frame, specify and add \$143 list Available in any of 9 standard stains or stain-to-match for no extra charge
- Polyurethane arms available in Black, Sterling Grey or Taupe (RAL 7006)
- Wood arms in Maple are available in any of 9 standard stains or stain-to-match for no extra charge
- Corian arms available in Antarctica, Bisque, Cameo White, Glacier White, or Linen. Custom colors available, contact Spec for pricing
- Connected and freestanding tables
- Antibacterial and antimicrobial fabrics available
- Different fabric on seat and back for no extra charge
- CAL 133

**Easy Access Hip Single Seater with arms**

COM 1.75 yds

0.75 yd COM per single seat

1.0 yd COM per single back

MODEL	COM	GR 1	GR 2	GR 3	GR 4	GR 5	GR 6
8101ME	1344	1472	1512	1603	1729	1831	1965

Dimensions (inches)

seat H	24.0	seat W	21.0	arm H	31.5
total H	46.0	total W	25.0	depth	26.0

CAL 133, add \$147 List per chair

For Corian arms add suffix C and \$ 332

**8101ME**

CALVIN Public Seating

Freestanding Lounge Tables – Corner and Spacer Connecting Tables

Standard Features

- Tops in laminate or veneer
- Select laminate tops from 15 standard laminates or choose any standard Wilsonart, Nevamar, Formica, Arborite and Pionite matte finish laminates for no extra charge
- Freestanding lounge tables available with PVC Flat (PVF), 2mm (2MM), exposed Baltic Birch plywood (PF, PKNR) or hardwood (HB) edge
- Connecting table tops available with PVC Flat (PVF), 2mm (2MM), Self edge (SE) or hardwood (HB) edge
- 9 standard veneer and hardwood edge stains. Stain-to-match available for no extra charge.
- Oval steel table legs available in any Spectone color
- Tops utilize NU Green earth friendly core
- Threaded replaceable glides
- 18" height

Options

- Non-standard laminates, contact Spec for pricing
- Custom size spacer tables for restricted spaces
- Other sizes may be available

Radius Corner Tables are recommended for open areas

Freestanding Lounge Tables

Model	Laminate PVF/SE/2MM	Laminate PF/PKNR/HB	Veneer HB	Cu.Ft.
81 - 24 x 24 SQ	788	1026	1218	7.2
81 - 24 x 48 RE	986	1248	1518	18
81 - 30 x 30 SQ	919	1093	1296	13.5
81 - 22 DIA	984	1428	1678	7.2



Corner and Spacer Connecting Tables

Model	Laminate PVF/SE/2MM	Laminate HB Edge	Veneer HB Edge	Cu.Ft.
81RC - 28 x 28 <i>Radius Corner Table</i>	1025	1374	1612	2
81SC - 28 x 28 <i>Square Corner Table</i>	1119	1360	1500	2
81TC - 45 degree <i>Corner Table</i>	1025	1374	1612	2
81ST - 21 x 21 <i>Spacer Table</i>	695	982	1125	2
81ET - 21 x 21 <i>End Table</i>	929	1215	1359	2

