

GRAVITY Public Seating

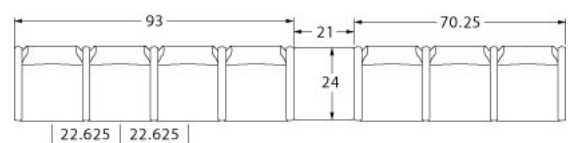
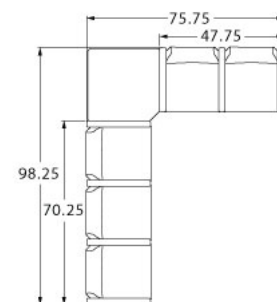
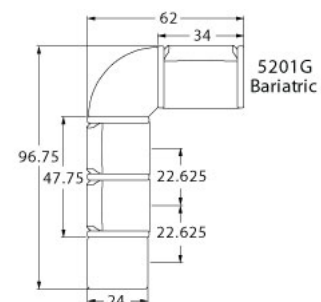
LAYOUTS



Description

- Spec's Gravity Public Seating offers specifiers outstanding value in an eco-friendly design.
- Your layout possibilities are unlimited with spacer, radius and corner tables – for both standard and bariatric seating in virtually any combination.
- Bariatric seating is a 30" wide seat and is load tested to 750 lbs. Cannot be connected to other bariatric seats.
- 21" seat width is standard.
- Standard with steel arms.
- Choice of wood or black polyurethane arms at an upcharge.
- Wood and polyurethane arms are replaceable in the field.
- All models offer a choice of no center arms, half arms or full arms to the floor.
- Glides and separate seat and Flex Back are standard.
- Please send a drawing of the configuration you require with your order.
- For fabrics you wish railroaded or repeats larger than 5" x 5", please contact the factory with repeat information and yardage requirement will be provided.

LAYOUTS AND DIMENSIONS



GRAVITY Public Seating



PRODUCT CODE

52 2 1 M

Series

52 : Gravity

Center Arm

0 : Outside Arms

1 : Half Arms

2 : Full Arms

Seats

1 : Single Seat

2 : Two-Seat

3 : Three-Seat

Chair Type

M : Mid Back

H : Highback

G : Bariatric

OPTIONS

ARM TYPE



Polyurethane



Wood



Steel

FINISHES

FRAME



Select from one of our 76 standard Spectone colors

FABRIC



Select fabrics from one of our textile partners

ARMS



Black

Sterling Grey

Taupe

Select from one of our 9 standard wood stains or stain-to-match for no extra charge

See Spectone Card or <https://specfurniture.com/tools-and-resources/product-resources/finishes> for a complete list of finish options and colors.



GRAVITY Public Seating

HOW TO ORDER



Shown with optional Polyurethane arm.

Specify Model

- A** Specify Fabric - Seat¹
Manufacturer, Pattern Name, Color
- B** Specify Fabric - Back¹
Manufacturer, Pattern Name, Color
- C** Specify Frame Finish

Optional: Wood or Polyurethane Arms, CAL 133, Moisture Barrier, Connecting and Freestanding Tables

¹ When multiple fabrics are specified on two and three seat chairs, please provide a drawing and legend for fabric placement.

Model	Fabric - Seat	Fabric - Back	Frame Finish	Arm Type and Color
5201M	Momentum, Beeline, Canvas	Momentum, Beeline, Canvas	Silver	Polyurethane, Black

GRAVITY Public Seating

Single Seater with arms

Standard Features

- Separate seat and Flex Back
- Meets seating durability test to 500 lbs per chair
- Steel arms
- Fully welded wall-saving frame
- Frame in any Spectone color
- Velcro removable back covers
- Replaceable seats
- Use in connected layouts for no extra charge
- Glides
- Ships assembled
- Ships 1/carton 15 cu ft

Contact Spec Customer Service to railroad fabrics (specify repeat info and yardage requirement will be provided) and for repeats greater than 5" x 5"

Options

- Field-replaceable polyurethane arms (P) available in Black, Sterling Grey and Taupe (RAL 7006), add \$132 List
- Field-replaceable wood arms (W) in Natural Maple, add \$190 List. Available in any of 9 standard stains or stain-to-match for no extra charge
- Connected and freestanding tables
- Antibacterial and antimicrobial fabrics available
- Different fabric on seat and back for no extra charge
- CAL 133



Single Seater with arms

COM 1.75 yds

0.75 yd COM per single seat

1.0 yd COM per single back

MODEL	COM	GR 1	GR 2	GR 3	GR 4	GR 5	GR 6
5201M	1053	1167	1205	1283	1395	1484	1601

Dimensions (inches)

seat H	18.0	seat W	21.0	arm H	26.5
total H	35.75	total W	25.0	depth	27.5

CAL 133, add \$151 List per chair



5201M*
39 lbs

*Shown with optional polyurethane arms

GRAVITY Public Seating

Two and Three Seaters with outside arms

Standard Features

- Separate seat and Flex Back
- Meets seating durability test to 750 lbs per two seater, and to 1000 lbs per three seater
- Steel arms
- Fully welded wall-saving frame
- Frame in any Spectone color
- Velcro removable back covers
- Replaceable seats
- Use in connected layouts for no extra charge
- Glides
- Ships assembled
- Ships 1/carton 26 cu ft (2 seater), 1/carton 39 cu ft (3 seater)

Options

- Field-replaceable polyurethane arms (P) available in Black, Sterling Grey and Taupe (RAL 7006), add \$132 List
- Field-replaceable wood arms (W) in Natural Maple, add \$190 List. Available in any of 9 standard stains or stain-to-match for no extra charge
- Connected and freestanding tables
- Antibacterial and antimicrobial fabrics available
- Different fabric on seat and back for no extra charge
- CAL 133

Contact Spec Customer Service to railroad fabrics (specify repeat info and yardage requirement will be provided) and for repeats greater than 5" x 5"



Two Seater with outside arms

COM 3.5 yds
0.75 yd COM per single seat
1.0 yd COM per single back

MODEL	COM	GR 1	GR 2	GR 3	GR 4	GR 5	GR 6
5202M	1909	2138	2213	2368	2593	2769	3000

Dimensions (inches)

seat H	18.0	seat W	21.0	arm H	26.5
total H	35.75	total W	46.0	depth	27.5

CAL 133, add \$302 List per two seater



5202M*
65 lbs

Three Seater with outside arms

COM 5.25 yds
0.75 yd COM per single seat
1.0 yd COM per single back

MODEL	COM	GR 1	GR 2	GR 3	GR 4	GR 5	GR 6
5203M	2779	3122	3236	3470	3808	4073	4419

Dimensions (inches)

seat H	18.0	seat W	21.0	arm H	26.5
total H	35.75	total W	67.0	depth	27.5

CAL 133, add \$453 List per three seater



5203M*
91 lbs

*Shown with optional polyurethane arms

GRAVITY Public Seating

Two and Three Seaters with half arms

Standard Features

- Separate seat and Flex Back
- Meets seating durability test to 750 lbs per two seater, and to 1000 lbs per three seater
- Steel arms
- Fully welded wall-saving frame
- Frame in any Spectone color
- Velcro removable back covers
- Replaceable seats
- Use in connected layouts for no extra charge
- Glides
- Ships assembled
- Ships 1/carton 26 cu ft (2 seater), 1/carton 39 cu ft (3 seater)

Options

- Field-replaceable polyurethane arms (P) available in Black, Sterling Grey and Taupe (RAL 7006), add \$198 List for Natural Maple, add \$264 List for 5213M
- Field-replaceable wood arms (W) in Natural Maple, add \$285 List for 5212M or \$380 List for 5213M. Available in any of 9 standard stains or stain-to-match for no extra charge
- Connected and freestanding tables
- Antibacterial and antimicrobial fabrics available
- Different fabric on seat and back for no extra charge
- CAL 133

Contact Spec Customer Service to railroad fabrics (specify repeat info and yardage requirement will be provided) and for repeats greater than 5" x 5"



Two Seater with half arms

COM 3.5 yds

0.75 yd COM per single seat

1.0 yd COM per single back

MODEL	COM	GR 1	GR 2	GR 3	GR 4	GR 5	GR 6
5212M	2048	2278	2351	2511	2731	2907	3138

Dimensions (inches)

seat H	18.0	seat W	21.0	arm H	26.5
total H	35.75	total W	47.75	depth	27.5

CAL 133, add \$302 List per two seater



5212M*
67 lbs

Three Seater with half arms

COM 5.25 yds

0.75 yd COM per single seat

1.0 yd COM per single back

MODEL	COM	GR 1	GR 2	GR 3	GR 4	GR 5	GR 6
5213M	3076	3417	3531	3763	4103	4370	4712

Dimensions (inches)

seat H	18.0	seat W	21.0	arm H	26.5
total H	35.75	total W	70.25	depth	27.5

CAL 133, add \$453 List per three seater



5213M*
93 lbs

*Shown with optional polyurethane arms

GRAVITY Public Seating

Two and Three Seaters with full arms

Standard Features

- Separate seat and Flex Back
- Meets seating durability test to 750 lbs per two seater, and to 1000 lbs per three seater
- Steel arms
- Fully welded wall-saving frame
- Frame in any Spectone color
- Velcro removable back covers
- Replaceable seats
- Use in connected layouts for no extra charge
- Glides
- Ships assembled
- Ships 1/carton 26 cu ft (2 seater),
1/carton 39 cu ft (3 seater)

Options

- Field-replaceable polyurethane arms (P) available in Black, Sterling Grey and Taupe (RAL 7006), add \$198 List for 5222M or \$264 List for 5223M
- Field-replaceable wood arms (W) in Natural Maple, add \$285 List for 5222M or \$380 List for 5223M. Available in any of 9 standard stains or stain-to-match for no extra charge
- Connected and freestanding tables
- Antibacterial and antimicrobial fabrics available
- Different fabric on seat and back for no extra charge
- CAL 133

Contact Spec Customer Service to railroad fabrics (specify repeat info and yardage requirement will be provided) and for repeats greater than 5" x 5"



Two Seater with full arms

COM 3.5 yds

0.75 yd COM per single seat

1.0 yd COM per single back

MODEL	COM	GR 1	GR 2	GR 3	GR 4	GR 5	GR 6
5222M	2048	2278	2351	2511	2731	2907	3138

Dimensions (inches)

seat H	18.0	seat W	21.0	arm H	26.5
total H	35.75	total W	47.75	depth	27.5

CAL 133, add \$302 List per two seater



5222M*
68 lbs

Three Seater with full arms

COM 5.25 yds

0.75 yd COM per single seat

1.0 yd COM per single back

MODEL	COM	GR 1	GR 2	GR 3	GR 4	GR 5	GR 6
5223M	3076	3417	3531	3763	4103	4370	4712

Dimensions (inches)

seat H	18.0	seat W	21.0	arm H	26.5
total H	35.75	total W	70.25	depth	27.5

CAL 133, add \$453 List per three seater



5223M*
94 lbs

*Shown with optional polyurethane arms

GRAVITY Public Seating

Bariatric Single Seater with arms

Standard Features

- Separate seat and Flex Back
- Meets seating durability test to 750 lbs per chair
- Steel arms
- Fully welded wall-saving frame
- Frame in any Spectone color
- Velcro removable back covers
- Replaceable seats
- Use in connected layouts for no extra charge
- Glides
- Cannot connect bariatric seating to bariatric seating
- Ships assembled
- Ships 1/carton 20 cu ft

Contact Spec Customer Service to railroad fabrics (specify repeat info and yardage requirement will be provided) and for repeats greater than 5" x 5"

Options

- Field-replaceable polyurethane arms (P) available in Black, Sterling Grey and Taupe (RAL 7006), add \$132 List
- Field-replaceable wood arms (W) in Natural Maple, add \$190 List. Available in any of 9 standard stains or stain-to-match for no extra charge
- Connected and freestanding tables
- Antibacterial and antimicrobial fabrics available
- Different fabric on seat and back for no extra charge
- CAL 133



Bariatric Single Seater with arms

COM 3.0 yds

1.5 yd COM per single seat

1.5 yd COM per single back

MODEL	COM	GR 1	GR 2	GR 3	GR 4	GR 5	GR 6
5201G	1311	1537	1612	1773	1994	2171	2402

Dimensions (inches)

seat H	18.0	seat W	30.0	arm H	26.5
total H	35.75	total W	34.0	depth	27.5

CAL 133, add \$206 List per chair



5201G*
53 lbs

*Shown with optional polyurethane arms

GRAVITY Public Seating

Highback Single Seater with arms – Ottoman and Headrest

Standard Features

- Separate seat and Flex Back
- Meets seating durability test to 500 lbs per highback chair
- Steel arms
- Fully welded wall-saving frame
- Frame in any Spectone color
- Velcro removable back covers
- Replaceable seats
- Use in connected layouts for no extra charge
- Glides
- Ships assembled
- Ships 1/carton 18 cu ft

Contact Spec Customer Service to railroad fabrics (specify repeat info and yardage requirement will be provided) and for repeats greater than 5" x 5"

Options

- Field-replaceable polyurethane arms (P) available in Black, Sterling Grey and Taupe (RAL 7006), add \$132 List
- Field-replaceable wood arms (W) in Natural Maple, add \$190 List. Available in any of 9 standard stains or stain-to-match for no extra charge
- Connected and freestanding tables
- Antibacterial and antimicrobial fabrics available
- Different fabric on seat and back for no extra charge
- CAL 133



Highback Single Seater with arms

COM 1.85 yds

0.75 yd COM per single seat

1.1 yds COM per single back

MODEL	COM	GR 1	GR 2	GR 3	GR 4	GR 5	GR 6
5201H	1129	1267	1313	1406	1542	1647	1784

Dimensions (inches)

seat H	18.0	seat W	21.0	arm H	26.5
total H	44.5	total W	25.0	depth	27.5

CAL 133, add \$160 List per chair



5201H*
42 lbs

*Shown with optional polyurethane arms

GRAVITY Public Seating

Freestanding Lounge Tables – Corner and Spacer Connecting Tables

Standard Features

- Tops in laminate or veneer
- Select laminate tops from 15 standard laminates or choose any standard Wilsonart, Nevamar, Formica, Arborite and Pionite matte finish laminates at no upcharge.
- Freestanding lounge tables available with PVC Flat (PVF), 2mm (2MM), exposed Baltic Birch plywood (PF, PKNR) or hardwood (HB) edge
- Connecting table tops available with PVC Flat (PVF) edge, Self edge (SE) or hardwood (HB) edge
- 9 standard veneer and hardwood edge stains. Stain-to-match available for no extra charge.
- 1.75" post legs in any Spectone color
- Tops utilize NU Green earth friendly core
- Glides
- 18" height

Options

- Non-standard laminates, contact Spec for pricing
- Custom size spacer tables for restricted spaces
- Other sizes may be available

Radius Corner Tables are recommended for open areas

Freestanding Lounge Tables

Model	Laminate PVF/SE/2MM	Laminate PF/PKNR/HB	Veneer HB	Weight	Cu.Ft.
52 - 24 x 24 SQ	828	1077	1272	28	7.2
52 - 24 x 48 RE	1034	1307	1581	48	18
52 - 30 x 30 SQ	963	1144	1354	43	13.5
52 - 24 DIA	788	1247	1506	26	7.2
52 - 30 DIA	921	1372	1637	40	7.2



Corner and Spacer Connecting Tables

Model	Laminate PVF/SE	Laminate HB Edge	Veneer HB Edge	Weight	Cu.Ft.
52RC - 28 x 28 <i>Radius Corner Table</i>	892	1119	1382	26	2
52SC - 28 x 28 <i>Square Corner Table</i>	892	1119	1382	26	2
52TC - 45 degree <i>Corner Table</i>	892	1119	1382	19	2
52ST - 21 x 24 <i>Spacer Table</i>	687	935	1128	19	2
52ET - 21 x 24 <i>End Table</i>	747	995	1190	19	2

