



Pricing May 2023  
Discount 57.7% from List prices

**spec**

MAS SIN 33721

## MIDWAY Public Seating

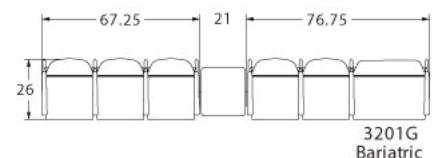
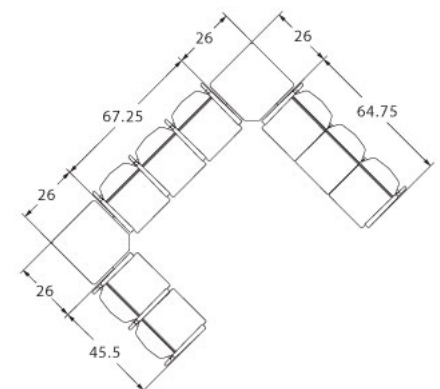
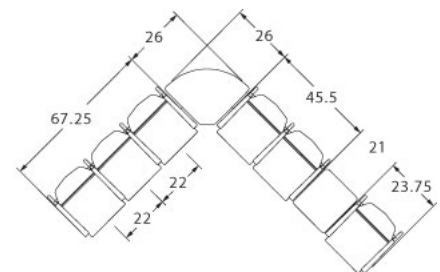
### LAYOUTS



### Description

- Spec's high durability public seating in a lighter scale allows specifiers to maximize space requirements.
- Your layout possibilities are unlimited with spacer, radius and corner tables – for both standard and bariatric seating in virtually any combination.
- Bariatric seating is a 30" wide seat and is load tested to 750 lbs. Cannot be connected to other bariatric seats.
- 20.5" seat width is standard.
- Choice of polyurethane or wood arms which are replaceable in the field.
- All models offer a choice of no center arms, half arms or full arms to the floor.
- 1.25" diameter wall-saving frame is standard to protect both wall and fabric.
- Separate seat and back provide exceptional comfort and ease of maintenance.
- Please send a drawing of the configuration you require with your order.
- Optional floor mounting glides available.
- For fabrics you wish railroaded or repeats larger than 5" x 5", please contact the factory with repeat information and yardage requirement will be provided.

### LAYOUTS AND DIMENSIONS





Pricing May 2023  
Discount 57.7% from List prices

spec™

## MIDWAY Public Seating

MAS SIN 33721



### PRODUCT CODE

32 1 2 U

#### Series

32 : Midway

#### Arm/Other

0 : Outside Arms

1 : Half Arms

2 : Full Arms

3 : Easy Access Hip Chair

#### # Seats

1 : Single Seat

2 : Two-Seat

3 : Three-Seat

#### Chair Type

U : Mid Back

H : Highback

G : Bariatric

GH : Highback Bariatric

### OPTIONS

#### ARM



Wood



Polyurethane

### FINISHES

#### FRAME



Select from one of our 76 standard Spectone colors

See Spectone Card or [specfurniture.com/tools-and-resources/product-resources/finishes](https://specfurniture.com/tools-and-resources/product-resources/finishes) for a complete list of finish options and colors.

#### FABRIC



Select fabrics from one of our textile partners

#### ARMS



Black

Sterling Grey

Taupe

Select from one of our 9 standard wood stains or stain-to-match for no extra charge



## MIDWAY Public Seating

MAS SIN 33721

### HOW TO ORDER



#### Specify Model

- A** Specify Fabric - Seat<sup>1</sup>  
*Manufacturer, Pattern Name, Color*
- B** Specify Fabric - Back<sup>1</sup>  
*Manufacturer, Pattern Name, Color*
- C** Specify Frame Finish
- D** Specify Arm Type and Color

Optional: Flex Back, CAL 133, Moisture Barrier, Connecting and Freestanding Tables, Ottoman, Vinyl Headrest Insert

<sup>1</sup> When multiple fabrics are specified on two and three seat chairs, please provide a drawing and legend for fabric placement.

Model	Fabric - Seat	Fabric - Back	Frame Finish	Arm Type and Color
3201U	Momentum, Beeline, Canvas	Momentum, Beeline, Canvas	Silver	Polyurethane, Black



Pricing May 2023  
Discount 57.7% from List prices

**spec**

MAS SIN 33721

## MIDWAY Public Seating

Single Seater with arms

### Standard Features

- Separate seat and back
- Polyurethane arms or wood arms
- Fully welded 1.25" frame with glides
- Frame in any Spectone color
- Velcro removable back covers
- Replaceable seats
- Specify connected layouts at the time of order for no extra charge
- Arms replaceable in the field
- Ships assembled
- Ships 1/carton 17 cu ft

Contact Spec™ Customer Service to railroad fabrics (specify repeat info and yardage requirement will be provided) and for repeats greater than 5" x 5"

### Options

- Polyurethane arms available in Black, Sterling Grey or Taupe (RAL 7006)
- Wood arms in Natural Maple are available in any of 9 standard stains or stain-to-match for no extra charge
- For Flex back add suffix FB and \$216 List.  
*Note: Wall-saving frame is not available when Flex back is specified.*
- Connecting bracket for on-site modular connections of freestanding chairs, add \$300 List per bracket
- Connected and freestanding tables
- Antibacterial and antimicrobial fabrics available
- Different fabric on seat and back for no extra charge
- CAL 133



### Single Seater with arms

COM 1.75 yds  
0.75 yd COM per single seat  
1.0 yd COM per single back

MODEL	COM	GR 1	GR 2	GR 3	GR 4	GR 5	GR 6
<b>3201U</b>	<b>1241</b>	<b>1382</b>	<b>1430</b>	<b>1522</b>	<b>1664</b>	<b>1773</b>	<b>1913</b>

#### Dimensions (inches)

seat H	18.0	seat W	20.5	arm H	26.0
total H	36.0	total W	23.75	depth	26.0

Meets BIFMA Seating Durability Test to 500 lbs per chair  
CAL 133, add \$151 List per chair



**3201U**  
30 lbs



Pricing May 2023  
Discount 57.7% from List prices

spec™

MAS SIN 33721

## MIDWAY Public Seating

Two and Three Seaters with outside arms

### Standard Features

- Separate seat and back
- Polyurethane arms or wood arms
- Fully welded 1.25" frame with glides
- Frame in any Spectone color
- Velcro removable back covers
- Replaceable seats
- Specify connected layouts at the time of order for no extra charge
- Arms replaceable in the field
- Ships assembled
- Ships 1/carton 28 cu ft (2 seater),  
1/carton 42 cu ft (3 seater)

### Options

- Polyurethane arms available in Black, Sterling Grey or Taupe (RAL 7006)
- Wood arms in Natural Maple are available in any of 9 standard stains or stain-to-match for no extra charge
- Connecting bracket for on-site modular connections of freestanding chairs, add \$300 List per bracket
- Connected and freestanding tables
- Antibacterial and antimicrobial fabrics available
- Different fabric on seat and back for no extra charge
- CAL 133

Contact Spec Customer Service to railroad fabrics (specify repeat info and yardage requirement will be provided) and for repeats greater than 5" x 5"



### Two Seater with outside arms

COM 3.5 yds  
0.75 yd COM per single seat  
1.0 yd COM per single back

MODEL	COM	GR 1	GR 2	GR 3	GR 4	GR 5	GR 6
<b>3202U</b>	<b>1984</b>	<b>2264</b>	<b>2358</b>	<b>2546</b>	<b>2830</b>	<b>3045</b>	<b>3327</b>

#### Dimensions (inches)

seat H	18.0	seat W	20.5	arm H	26.0
total H	36.0	total W	44.25	depth	26.0

Meets BIFMA Seating Durability Test to 500 lbs per two seater  
CAL 133, add \$302 List per two seater



**3202U**  
56 lbs

### Three Seater with outside arms

COM 5.25 yds  
0.75 yd COM per single seat  
1.0 yd COM per single back

MODEL	COM	GR 1	GR 2	GR 3	GR 4	GR 5	GR 6
<b>3203U</b>	<b>2650</b>	<b>3075</b>	<b>3216</b>	<b>3498</b>	<b>3920</b>	<b>4243</b>	<b>4667</b>

#### Dimensions (inches)

seat H	18.0	seat W	20.5	arm H	26.0
total H	36.0	total W	64.75	depth	26.0

Meets BIFMA Seating Durability Test to 500 lbs per three seater  
CAL 133, add \$453 List per three seater



**3203U**  
84 lbs



Pricing May 2023  
Discount 57.7% from List prices

**spec**

MAS SIN 33721

## MIDWAY Public Seating

Two and Three Seaters with half arms

### Standard Features

- Separate seat and back
- Polyurethane arms or wood arms
- Fully welded 1.25" frame with glides
- Frame in any Spectone color
- Velcro removable back covers
- Replaceable seats
- Specify connected layouts at the time of order for no extra charge
- Arms replaceable in the field
- Ships assembled
- Ships 1/carton 28 cu ft (2 seater),  
1/carton 42 cu ft (3 seater)

### Options

- Polyurethane arms available in Black, Sterling Grey or Taupe (RAL 7006)
- Wood arms in Natural Maple are available in any of 9 standard stains or stain-to-match for no extra charge
- Connecting bracket for on-site modular connections of freestanding chairs, add \$300 List per bracket
- Connected and freestanding tables
- Antibacterial and antimicrobial fabrics available
- Different fabric on seat and back for no extra charge
- CAL 133

Contact Spec Customer Service to railroad fabrics (specify repeat info and yardage requirement will be provided) and for repeats greater than 5" x 5"



### Two Seater with half arms

COM 3.5 yds

0.75 yd COM per single seat

1.0 yd COM per single back

MODEL	COM	GR 1	GR 2	GR 3	GR 4	GR 5	GR 6
<b>3212U</b>	<b>2226</b>	<b>2508</b>	<b>2602</b>	<b>2794</b>	<b>3075</b>	<b>3292</b>	<b>3572</b>

Dimensions (inches)

seat H	18.0	seat W	20.5	arm H	26.0
total H	36.0	total W	45.5	depth	26.0

Meets BIFMA Seating Durability Test to 500 lbs per two seater  
CAL 133, add \$302 List per two seater



**3212U**  
58 lbs

### Three Seater with half arms

COM 5.25 yds

0.75 yd COM per single seat

1.0 yd COM per single back

MODEL	COM	GR 1	GR 2	GR 3	GR 4	GR 5	GR 6
<b>3213U</b>	<b>3094</b>	<b>3518</b>	<b>3661</b>	<b>3941</b>	<b>4369</b>	<b>4688</b>	<b>5109</b>

Dimensions (inches)

seat H	18.0	seat W	20.5	arm H	26.0
total H	36.0	total W	67.25	depth	26.0

Meets BIFMA Seating Durability Test to 500 lbs per three seater  
CAL 133, add \$453 List per three seater



**3213U**  
86 lbs



Pricing May 2023  
Discount 57.7% from List prices

spec™

MAS SIN 33721

## MIDWAY Public Seating

Two and Three Seaters with full arms

### Standard Features

- Separate seat and back
- Polyurethane arms or wood arms
- Fully welded 1.25" frame with glides
- Frame in any Spectone color
- Velcro removable back covers
- Replaceable seats
- Specify connected layouts at the time of order for no extra charge
- Arms replaceable in the field
- Ships assembled
- Ships 1/carton 28 cu ft (2 seater),  
1/carton 42 cu ft (3 seater)

### Options

- Polyurethane arms available in Black, Sterling Grey or Taupe (RAL 7006)
- Wood arms in Natural Maple are available in any of 9 standard stains or stain-to-match for no extra charge
- Connecting bracket for on-site modular connections of freestanding chairs, add \$300 List per bracket
- Connected and freestanding tables
- Antibacterial and antimicrobial fabrics available
- Different fabric on seat and back for no extra charge
- CAL 133

Contact Spec Customer Service to railroad fabrics (specify repeat info and yardage requirement will be provided) and for repeats greater than 5" x 5"



### Two Seater with full arms

COM 3.5 yds  
0.75 yd COM per single seat  
1.0 yd COM per single back

MODEL	COM	GR 1	GR 2	GR 3	GR 4	GR 5	GR 6
<b>3222U</b>	<b>2297</b>	<b>2579</b>	<b>2673</b>	<b>2863</b>	<b>3148</b>	<b>3362</b>	<b>3646</b>

Dimensions (inches)

seat H	18.0	seat W	20.5	arm H	26.0
total H	36.0	total W	45.5	depth	26.0

Meets BIFMA Seating Durability Test to 500 lbs per two seater  
CAL 133, add \$302 List per two seater



**3222U**  
60 lbs

### Three Seater with full arms

COM 5.25 yds  
0.75 yd COM per single seat  
1.0 yd COM per single back

MODEL	COM	GR 1	GR 2	GR 3	GR 4	GR 5	GR 6
<b>3223U</b>	<b>3246</b>	<b>3668</b>	<b>3809</b>	<b>4092</b>	<b>4514</b>	<b>4838</b>	<b>5263</b>

Dimensions (inches)

seat H	18.0	seat W	20.5	arm H	26.0
total H	36.0	total W	67.25	depth	26.0

Meets BIFMA Seating Durability Test to 500 lbs per three seater  
CAL 133, add \$453 List per three seater



**3223U**  
88 lbs





Pricing May 2023  
Discount 57.7% from List prices

spec™

MAS SIN 33721

## MIDWAY Public Seating

Bariatric Single Seater with arms

### Standard Features

- Separate seat and back
- Polyurethane arms or wood arms
- Fully welded 1.25" frame with glides
- Frame in any Spectone color
- Velcro removable back covers
- Replaceable seats
- Specify connected layouts at the time of order for no extra charge
- Arms replaceable in the field
- Bariatric seating cannot connect to bariatric seating
- Ships assembled
- Baratric ships 1/carton 22 cu ft

### Options

- Polyurethane arms available in Black, Sterling Grey or Taupe (RAL 7006)
- Wood arms in Natural Maple are available in any of 9 standard stains or stain-to-match for no extra charge
- Connecting bracket for on-site modular connections of freestanding chairs, add \$300 List per bracket
- Connected and freestanding tables
- Antibacterial and antimicrobial fabrics available
- Different fabric on seat and back for no extra charge
- CAL 133

*Contact Spec Customer Service to railroad fabrics (specify repeat info and yardage requirement will be provided) and for repeats greater than 5" x 5"*



### Bariatric Single Seater with arms

COM 2.55 yds

0.8 yd COM per single seat

1.75 yd COM per single back

MODEL	COM	GR 1	GR 2	GR 3	GR 4	GR 5	GR 6
<b>3201G</b>	<b>1511</b>	<b>1706</b>	<b>1773</b>	<b>1899</b>	<b>2095</b>	<b>2243</b>	<b>2440</b>

Dimensions (inches)

seat H	18.0	seat W	30.0	arm H	26.0
total H	36.0	total W	32.75	depth	26.0

Meets BIFMA Seating Durability Test to 750 lbs per chair  
CAL 133, add \$220 List per chair



**3201G**  
38 lbs





Pricing May 2023  
Discount 57.7% from List prices

spec™

MAS SIN 33721

## MIDWAY Public Seating

Highback Single Seater with arms  
Ottoman

### Standard Features

- Separate seat and back
- Polyurethane arms or wood arms
- Fully welded 1.25" frame with glides
- Frame in any Spectone color
- Velcro removable back covers
- Replaceable seats
- Specify connected layouts at the time of order for no extra charge
- Arms replaceable in the field
- Ships assembled
- Ships 1/carton 19 cu ft
- Ottoman ships 1/carton 5 cu ft

Contact Spec Customer Service to railroad fabrics (specify repeat info and yardage requirement will be provided) and for repeats greater than 5" x 5"

### Options

- Polyurethane arms available in Black, Sterling Grey or Taupe (RAL 7006)
- Wood arms in Natural Maple are available in any of 9 standard stains or stain-to-match for no extra charge
- For Flex back add suffix FB and \$216 List.  
*Note: Wall-saving frame is not available when Flex back is specified.*
- Vinyl insert on top of the back, add \$53 List/seat back
- Connecting bracket for on-site modular connections of freestanding chairs, add \$300 List per bracket
- Connected and freestanding tables
- Antibacterial and antimicrobial fabrics available
- Different fabric on seat and back for no extra charge
- CAL 133



### Highback Single Seater with arms

COM 1.85 yds  
0.75 yd COM per single seat  
1.1 yds COM per single back

MODEL	COM	GR 1	GR 2	GR 3	GR 4	GR 5	GR 6
<b>3201H</b>	<b>1391</b>	<b>1527</b>	<b>1571</b>	<b>1660</b>	<b>1796</b>	<b>1896</b>	<b>2071</b>

Dimensions (inches)

seat H	18.0	seat W	20.5	arm H	26.0
total H	46.0	total W	23.75	depth	25.0

Meets BIFMA Seating Durability Test to 500 lbs per chair  
CAL 133, add \$190 List per chair



**3201H**  
32 lbs

### Ottoman

0.5 yd COM per ottoman

MODEL	COM	GR 1	GR 2	GR 3	GR 4	GR 5	GR 6
<b>3230F</b>	<b>498</b>	<b>542</b>	<b>558</b>	<b>586</b>	<b>632</b>	<b>667</b>	<b>725</b>

Ottoman Dimensions (inches)

H	11.5	W	19.25	depth	12.25
---	------	---	-------	-------	-------

CAL 133, add \$54 List



**3230F**  
12 lbs



Pricing May 2023  
Discount 57.7% from List prices



MAS SIN 33721

## MIDWAY Public Seating

### Highback Bariatric Single Seater with arms

#### Standard Features

- Separate seat and back
- Polyurethane arms or wood arms
- Fully welded 1.25" frame with glides
- Frame in any Spectone color
- Velcro removable back covers
- Replaceable seats
- Specify connected layouts at the time of order for no extra charge
- Arms replaceable in the field
- Bariatric seating cannot connect to bariatric seating
- Ships assembled
- Baratric Highback ships 1/carton 26 cu ft

#### Options

- Polyurethane arms available in Black, Sterling Grey or Taupe (RAL 7006)
- Wood arms in Natural Maple are available in any of 9 standard stains or stain-to-match for no extra charge
- Connecting bracket for on-site modular connections of freestanding chairs, add \$300 List per bracket
- Connected and freestanding tables
- Antibacterial and antimicrobial fabrics available
- Different fabric on seat and back for no extra charge
- CAL 133

*Contact Spec Customer Service to railroad fabrics (specify repeat info and yardage requirement will be provided) and for repeats greater than 5" x 5"*



#### Highback Bariatric Single Seater with arms

COM 3.0 yds  
0.8 yd COM per single seat  
2.2 yds COM per single back

MODEL	COM	GR 1	GR 2	GR 3	GR 4	GR 5	GR 6
<b>3201GH</b>	<b>1661</b>	<b>1886</b>	<b>1962</b>	<b>2109</b>	<b>2336</b>	<b>2508</b>	<b>2783</b>

#### Dimensions (inches)

seat H	18.0	seat W	30.0	arm H	26.0
total H	46.0	total W	32.75	depth	26.0

Meets BIFMA Seating Durability Test to 500 lbs per chair  
CAL 133, add \$274 List per chair



**3201GH**  
40 lbs



Pricing May 2023  
Discount 57.7% from List prices



MAS SIN 33721

## MIDWAY Public Seating

Easy Access Hip Single Seater with arms

### Standard Features

- Separate seat and back
- Polyurethane arms or wood arms
- Fully welded 1.25" frame with glides
- Frame in any Spectone color
- 24" seat height, no seat pitch (level)
- Footrest which assists entering/exiting chair
- Velcro removable back covers
- Replaceable seats
- Arms replaceable in the field
- Ships assembled
- Ships 1/carton 19 cu ft

### Options

- Polyurethane arms available in Black, Sterling Grey or Taupe (RAL 7006)
- Wood arms in Natural Maple are available in any of 9 standard stains or stain-to-match for no extra charge
- Antibacterial and antimicrobial fabrics available
- Different fabric on seat and back for no extra charge
- CAL 133

*Contact Spec Customer Service to railroad fabrics (specify repeat info and yardage requirement will be provided) and for repeats greater than 5" x 5"*



### Easy Access Hip Single Seater with arms

COM 1.75 yds  
0.75 yd COM per single seat  
1.0 yd COM per single back

MODEL	COM	GR 1	GR 2	GR 3	GR 4	GR 5	GR 6
<b>3231</b>	<b>1377</b>	<b>1521</b>	<b>1569</b>	<b>1658</b>	<b>1803</b>	<b>1909</b>	<b>2050</b>

#### Dimensions (inches)

seat H	24.0	seat W	20.5	arm H	32.0
total H	42.0	total W	23.75	depth	26.0

Meets BIFMA Seating Durability Test to 500 lbs per chair  
CAL 133, add \$151 List per chair



**3231**  
37 lbs



Pricing May 2023  
Discount 57.7% from List prices

spec™

MAS SIN 33721

## MIDWAY Public Seating

Freestanding Lounge Tables

Corner and Spacer Connecting Tables

### Standard Features

- Tops in laminate or veneer
- Select laminate tops from 15 standard laminates or choose any standard Wilsonart, Nevamar, Formica, Arborite and Pionite matte finish laminates for no extra charge.
- Freestanding lounge tables available with PVC Flat (PVF), 2mm (2MM), exposed Baltic Birch plywood (PF, PKNR) or hardwood (HB) edge
- Connecting table tops available with PVC Flat (PVF) edge, Self edge (SE) or hardwood (HB) edge
- 9 standard veneer and hardwood edge stains. Stain-to-match available for no extra charge.
- Frame in any Spectone color
- Tops utilize NU Green earth friendly core
- Glides
- 18" height

### Options

- Non-standard laminates, contact Spec for pricing
- Custom size spacer tables for restricted spaces
- Other sizes may be available

*Radius Corner Tables are recommended for open areas*

### Freestanding Lounge Tables

Model	Laminate PVF/SE/2MM	Laminate PF/PKNR/HB	Veneer HB	Weight	Cu.Ft.
32 - 24 x 24 SQ	<b>863</b>	<b>1110</b>	<b>1307</b>	28	7.2
32 - 24 x 48 RE	<b>1067</b>	<b>1340</b>	<b>1616</b>	48	18
32 - 30 x 30 SQ	<b>998</b>	<b>1178</b>	<b>1387</b>	43	13.5
32 - 24 DIA	<b>825</b>	<b>1281</b>	<b>1540</b>	26	7.2
32 - 30 DIA	<b>957</b>	<b>1405</b>	<b>1672</b>	40	13.5



### Corner and Spacer Connecting Tables

Model	Laminate PVF/SE	Weight	Cu.Ft.
32RC - 26 x 26 <i>Radius Corner Table</i>	<b>892</b>	26	2
32SC - 26 x 26 <i>Square Corner Table</i>	<b>892</b>	26	2
32TC45 - 19 x 23 <i>45 degree Corner Table</i>	<b>892</b>	19	2
32ST - 19 x 21 <i>Spacer or End Table</i>	<b>687</b>	19	2

