
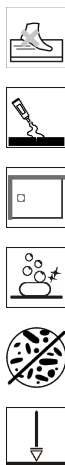


Shower Trays



Description

- 48X32"
- 48X32" shower base
- Stainless steel drain plate included
- Tile flange included
- For other special colors, consult the factory. minimum order quantity of 10 pieces per reference
- Easy installation: alcove, left corner, right corner and center
- Base can be cut on-site. check installation manual for limitations
- Low-threshold design for easy entry and exit
- Compliance certifications: csa b45.5-iapmo/ansi z124
- Drain reference 100286316 not included

Certifications and quality characteristics



SLATE USA

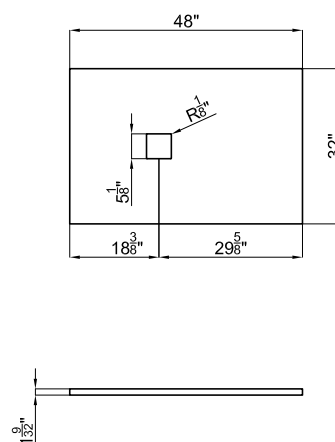
Finish



white
100253670

Technical drawing

Dimensions in inches



noken
PORCELANOSA BATHROOMS

Warranty: For a warranty or other information on this product, visit our Web address: www.noken.com

Legal disclaimer: All details provided by the NOKEN's Product has an information purpose without any contractual value. In order to obtain further information about the materials and their installation please visit our showrooms. NOKEN reserves the right to modify or delete any information on this site. The images and colours shown in this site may differ from the real ones.

© 2023 noken | Edition: 09/08/2023 USA Ref.221904