


Model: WATER MOUNTAIN LAKE EXCELLENCE

Codes: 100274368

Group: G-140

Format: 11 167/256"X11 167/256" approx.












## RECOMMENDATIONS

Recommended adhesive	100201526 ONE-FLEX PREMIUM BLANCO 25KG
Recommended joint	100236442 COLORSTUK 0-4 BLANCO N 5KG
Recommended joint (wet area)	100126899 EPOTECH CRYSTAL 3KG
Recommended adhesive (wet area)	100126899 EPOTECH CRYSTAL 3KG

## TECHNICAL INFORMATION

Slip resistance (pendulum-wet)	CL 1 (20)	
Slip resistance (pendulum-dry)	CL 3 (80)	
Frost resistance	PASS	ISO 10545-12*
Resistance to thermal shock	PASS	ISO 10545-9*
Slip resistance (dcof)	0.36	ANSI 137.1*
Slip resistance group according to the inclination angle	A+B+C	
Composition	GLASS	

## FEATURES

-  Gloss-free
-  Material suitable for use on shower floors.
-  Material suitable for use on indoor floors.
-  Material suitable for use on outdoor walls.
-  Product mounted on a paper base. It has the same characteristics as those on mesh, and is indicated for permanently wet areas.
-  Material with surface with the ability to produce reflections.
-  Material suitable for use on permanently wet areas.
-  Material suitable for use on shower walls.
-  Material suitable for use on indoor walls.

## PACKING

Sales units per square meter	11.363636 PIECES/M2
Sales units per box	22 PIECES/BOX
Sales units per unit	1 PIECES
Sale unit	ST
Base unit	ST
Net weight	1.54 LB/ST
Gross weight	1.6 LB/ST

