











Model: SILVER WOOD CLASSICO
Codes: 100110502
Group: G-260
Format: 11 13/16"X23 159/256"X121/256" approx.



RECOMMENDATIONS		
Recommended adhesive	100031188 SUPER-ONE N BLANCO 25KG	
Recommended joint	100236834 COLORSTUK RAPID GRIS N 5KG	
Recommended joint (wet area)	100236834 COLORSTUK RAPID GRIS N 5KG	100086920 FILA FOB XTREME 1L
Recommended adhesive (wet area)	100031188 SUPER-ONE N BLANCO 25KG	

TOLERANCES		
Indoor tolerance	±1 mm (ancho), ±1.5 mm (largo), ±10% (espesor)	EN 1469; EN 12058*
Outdoor tolerance	±1 mm (ancho), ±1.5 mm (largo), ±10% (espesor)	EN 1469; EN 12058*

LABORATORY TESTS		
Bulk density	2720 KG/M3	EN 1936*
Water absorption at atmospheric pressure	1.48%	UNE-EN 13755:2002*
Breaking strength	633 N	UNE-EN 12372:2007*
Flammability	A1f I/A1	UNE-EN 13501-1:2007+A1:2010*
Frost resistance	6.4 MPA	UNE-EN 12371:2011*
Resistance to thermal shock	0.03%/3.50%	UNE -EN 16140:2011*
Resistance to abrasion (except g.7-8)	15.9 MM	UNE-EN 14157:2005*
Uniaxial compressive strength	155 MPA	EN 1926:2007*
Slip resistance (dcof)	0.66	ANSI A137.1*
Flexural strength	8.3 MPa	EN 12372*
Slip resistance (pendulum-wet)	CL 1 (31)	
Slip resistance (pendulum-dry)	CL 3 (56)	

FEATURES	
 Beveled cut on all 4 edges of the piece for emphasizing size and preventing quick damage due to the material wear and tear	 Protection that reduces the appearance of the most common domestic bacteria.
 There are consistent color changes between pieces.	 Material from an Asian country.
 Material suitable for use on indoor walls.	 Gloss-free
 Material suitable for use on bathroom countertops.	 Material suitable for use on outdoor walls.
 Material suitable for use on shower walls.	 Material suitable for use on indoor floors.



PACKING									
Sales units per box			7.75 SQF/CS						
Sales units per pallet			341 SQF/PAL						
Sales units per unit			1.94 SQF/ST						
Sale unit			M2						
Base unit			ST						
Net weight			665.11 LB/SQF						
Gross weight			681.59 LB/SQF						
SPECIAL PIECES									
SAP	Description	Group	Boxes	Pallet	Units	SKU	Basic Unit	Net Weight	Gross weight
100165138	PTEC D SILVER WOOD CLAS BPT 30X60X1,2	G-166							
100165184	PTEC I SILVER WOOD CLAS BPT 30X60X1,2	G-166							
100165195	PTEC SILVER WOOD CLASSICO BPT 30X60X1,2	G-163							

