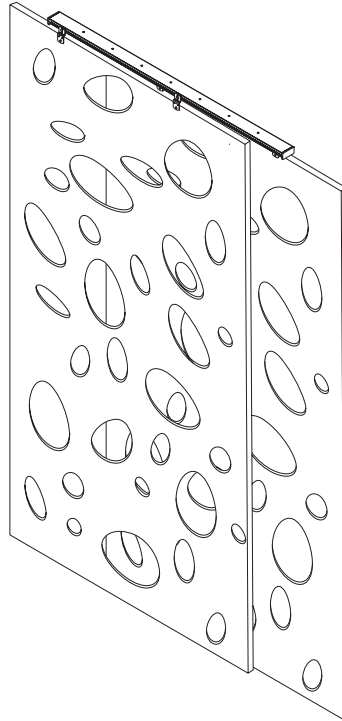
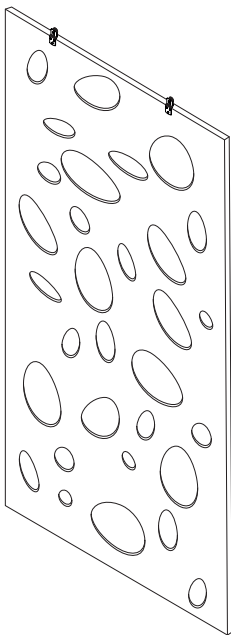


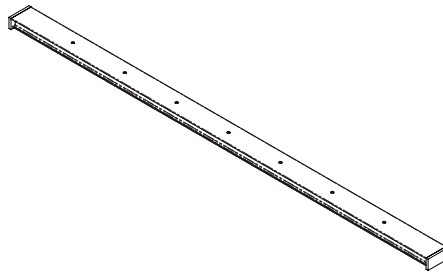
### FINISHED ASSEMBLY



### PARTS LIST (quantity may vary depending on the size of the installation)



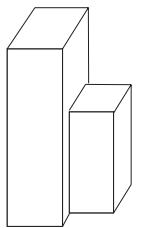
GiosFelt Screen with  
hardware attached (1)



Aluminum Sliding Track (1)



Panel Stoppers (2)



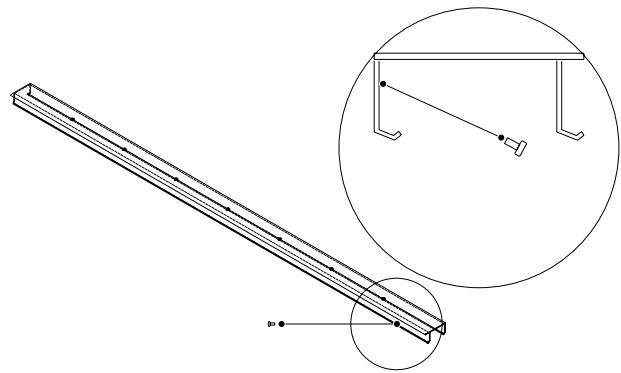
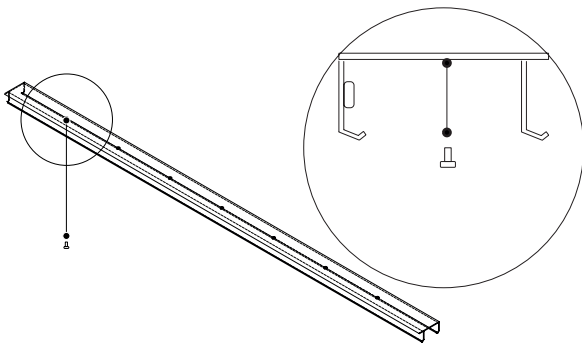
End Caps (2)

### INSTALLATION OPTIONS

1) Screw the aluminum sliding track to the ceiling or wall.

**CEILING:** NOTE: Screws are not included.

**WALL:** NOTE: Pre drilling of holes required.



2) Attach the panel stoppers on either end of the installed aluminium sliding track.



3) Attach GiosFelt screen to the aluminium sliding track.

