

# Drywall Products

## Selector Guide



# Dependability When it Matters Most



The walls you build are constructed with precision and hard work. The products you use need to bring that same level of performance. That's why we offer a full range of reliable drywall and finishing solutions that make installations faster and simpler, all while helping you keep pace with demand – no matter the size, complexity, or location of the project.

Our drywall solutions are manufactured with quality and consistency, and our products are readily available, no matter where you are in the country. Plus, our in-house technical support team is at the ready to help you through even the most demanding installations. We have your back, so you can easily stay on schedule, within budget, and keep your projects running smoothly.

## BIM/CAD INFORMATION

The BIM and CAD UL fire rated assemblies and sound assemblies can be found on CertainTeed's BIM and CAD Design Studio at [bimlibrary.saint-gobain.com](http://bimlibrary.saint-gobain.com). CertainTeed's BIM and CAD Design Studio provides BIM and CAD details to many UL fire rated assemblies and sound assemblies in an easy to view experience. Plus, downloadable Revit and DWG and PDF CAD Details are available.

## SUSTAINABILITY

Can contribute to the U.S. Green Building Council's LEED Credit Qualification in several credit categories to assist in obtaining LEED certification. Sustainable documentation, including recycled content, EPD's, HPD's, VOC Certifications, can be found at [saintgobain.ecomedes.com](http://saintgobain.ecomedes.com).



# Product Standards

## BUILDING SAFER, SMARTER, AND FASTER

Our drywall systems, along with our full building materials portfolio, are created with the goal of improving occupant health and well-being in all the places where we live, learn, work, heal, and play. With CertainTeed, you'll be able to make any space a better home, quickly and efficiently.



SilentFX® QuickCut™ Noise-Reducing Gypsum Panel significantly improves sound attenuation and is ideal for systems requiring high STC performance. M2Tech® provides added moisture and mold resistance.



M2Tech® Moisture and Mold Resistant Gypsum Panel features a unique technology that combines moisture and mold resistance and is specially engineered to provide enhanced protection against mold growth.



Extreme Abuse and Extreme Impact provide increased protection and durability for areas subjected to repeat wear and tear. Available with M2Tech® for added mold resistance.



GlasRoc® Tile Backer, part of the GlasRoc® family, is the superior tile substrate for walls, ceilings, countertops and other moisture prone areas.



Easi-Lite® Lightweight Gypsum Panel is up to 30% lighter than standard gypsum panels. Easi-Lite®, as well as other CertainTeed paper faced gypsum panels, are made of up to 99% recycled paper.
































The GlasRoc® family of products combines re-inforcing Glass mats, fully embedded into a water-resistant gypsum core, positioned beneath a paperless polymer-modified gypsum surface, and a protective acrylic coating on the exterior face. Available in exterior sheathing, shaftliner and interior gypsum panel.



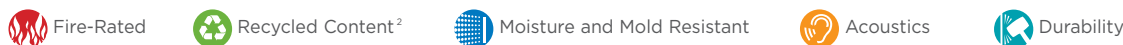
Most CertainTeed panel products are available with a 5/8" (15.7 mm) Type X, fire-resistant, gypsum core.



# Solution-Based Drywall Products

PRODUCT / DESCRIPTION	CORE	THICKNESS	WIDTHS	LENGTHS <sup>1</sup>	EDGE DETAIL	ASTM*
<b>ACOUSTIC PRODUCTS</b>						
 <b>SILENTFX® QUICKCUT™ NOISE-REDUCING GYPSUM PANEL</b>  Acoustical Gypsum Panel that features a viscoelastic polymer for significant reduction of sound transmission between rooms. Achieves system STC ratings of 50 and higher. Abuse resistant and features M2Tech for enhanced mold resistance.	Regular	1/2" (12.7 mm)	4' (1220 mm)	8' (2440 mm) 10' (3050 mm) 12' (3660 mm)	Tapered	C1766 C1396 C1629, A2: 1 D3273 D4977: 3**
 <b>SILENTFX® QUICKCUT™ NOISE-REDUCING GYPSUM PANEL TYPE X</b>  Provides the same features as SilentFX  QuickCut 1/2" (12.7 mm) Gypsum Panel plus  has a specially formulated gypsum core for use in fire-resistive, Type X designs.	Type X	5/8" (15.9 mm)	4' (1220 mm)	8' (2440 mm) 10' (3050 mm) 12' (3660 mm)	Tapered	C1766 C1396 D3273 D4977: 3** D5420: 1 C1629, A2: 2 C1629, A1: 1
<b>ABUSE AND IMPACT RESISTANT PRODUCTS</b>						
 <b>EXTREME ABUSE RESISTANT TYPE X GYPSUM PANEL</b>  Increased protection and durability required  for abuse prone areas that are subjected to  repeated wear and tear, such as classrooms,  patient rooms and public buildings. Features  M2Tech for enhanced mold resistance.	Type X	5/8" (15.9 mm)	4' (1220 mm)	8' (2440 mm) 10' (3050 mm) 12' (3660 mm)	Tapered	D4977: 3** C1629, A1 and A2: 2 D5420: 1 C1396 D3273
 <b>EXTREME IMPACT RESISTANT TYPE X GYPSUM PANEL</b>  The highest level of protection for impact and  abuse areas in high traffic applications such  as hospital corridors, gymnasiums, utility  rooms, airport terminals and public buildings.  Features a fiber glass reinforcement for  protection against hard and soft body impact  and M2Tech for enhanced mold resistance.	Type X	5/8" (15.9 mm)	4' (1220 mm)	8' (2440 mm) 10' (3050 mm) 12' (3660 mm)	Tapered	D4977: 3** C1629, A1 and A2: 3 D5420: 1 C1396 D3273
 <b>SILENTFX® QUICKCUT™ NOISE-REDUCING TYPE X GYPSUM PANEL</b>  Acoustical Gypsum Panel that features  a viscoelastic polymer for significant  reduction of sound transmission between  rooms. Achieves system STC ratings of 50  and higher. Abuse resistant and features  M2Tech for enhanced mold and moisture  resistance. Specially formulated gypsum core  for use in fire-resistive, Type X designs.	Type X	5/8" (15.9 mm)	4' (1220 mm)	8' (2440 mm) 10' (3050 mm) 12' (3660 mm)	Tapered	C1766 C1396 D4977: 3** D5420: 1 C1629, A2: 2 C1629, A1: 1

## Product availability and sustainability attributes:


















<sup>1</sup>Custom lengths may be available.

<sup>2</sup>Not available in all areas. Consult your CertainTeed Gypsum Territory Manager for availability in your area.

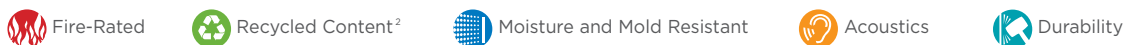
\*CertainTeed certifies that the products described herein meet or exceed listed ASTM requirements.

\*\*Results are reflective of samples prepared with 1 coat primer and 1 coat semi-gloss latex paint.

# Solution-Based Drywall Products

PRODUCT / DESCRIPTION	CORE	THICKNESS	WIDTHS	LENGTHS <sup>1</sup>	EDGE DETAIL	ASTM*
<b>FIRE-RATED PRODUCTS</b>						
 <b>EASI-LITE® 30 LIGHTWEIGHT 30-MINUTE GYPSUM PANEL</b> Provides the same advantages as Easi-Lite Lightweight Gypsum Panel and is specially designed for use in 30-minute fire-rated wood and steel framed designs per UL W423 as well as non-rated systems.	Non-Type X	5/8" (15.9 mm)	4' (1220 mm)	8' to 12' (2440 mm to 3660 mm)	Tapered	C1396
    <b>EXTREME ABUSE RESISTANT TYPE X GYPSUM PANEL</b> Increased protection and durability required for abuse prone areas that are subjected to repeated wear and tear, such as classrooms, patient rooms and public buildings. Features M2Tech for enhanced mold resistance.	Type X	5/8" (15.9 mm)	4' (1220 mm)	8' (2440 mm) 10' (3050 mm) 12' (3660 mm)	Tapered	D4977: 3** C1629, A1 and A2: 2 D5420: 1 C1396 D3273
    <b>EXTREME IMPACT RESISTANT TYPE X GYPSUM PANEL</b> The highest level of protection for impact and abuse areas in high traffic applications such as hospital corridors, gymnasiums, utility rooms, airport terminals and public buildings. Features a fiber glass reinforcement for protection against hard and soft body impact and M2Tech for enhanced mold resistance.	Type X	5/8" (15.9 mm)	4' (1220 mm)	8' (2440 mm) 10' (3050 mm) 12' (3660 mm)	Tapered	D4977: 3** C1629, A1 and A2: 3 D5420: 1 C1396 D3273
   <b>GLASROC® SHEATHING TYPE X GYPSUM PANEL</b> Weather-resistant gypsum sheathing produced with an engineered face and back glass mat for enhanced mold resistance. GlasRoc Sheathing is an appropriate substrate in EIF Systems, one-coat and conventional stucco systems, traditional cladding systems, exterior ceilings, soffit systems and exterior curved applications. Can also be incorporated into Air Barrier assemblies. Specially formulated core for fire-resistance ratings up to four hours.	Type X	5/8" (15.9 mm)	4' (1220 mm)	8' (2440 mm)	Square	C1396 C1177 D3273
   <b>GLASROC® TILE BACKER TYPE X GYPSUM PANEL</b> A water-resistant, gypsum tile backer with an engineered glass mat face and back surface designed for tile applications. The lightweight product is a superior tile substrate for walls, ceilings and countertops. Specially formulated core for fire-resistive, Type X designs.	Type X	5/8" (15.9 mm)	4' (1220 mm)	8' (2440 mm)	Square	C1178 D3273

## Product availability and sustainability attributes:














<sup>1</sup>Custom lengths may be available.

<sup>2</sup>Not available in all areas. Consult your CertainTeed Gypsum Territory Manager for availability in your area.

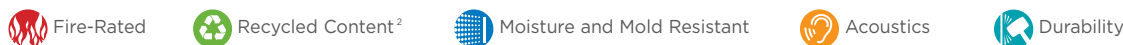
\*CertainTeed certifies that the products described herein meet or exceed listed ASTM requirements.

\*\*Results are reflective of samples prepared with 1 coat primer and 1 coat semi-gloss latex paint.

# Solution-Based Drywall Products

PRODUCT / DESCRIPTION	CORE	THICKNESS	WIDTHS	LENGTHS <sup>1</sup>	EDGE DETAIL	ASTM*
<b>FIRE-RATED PRODUCTS</b>						
 <b>GLASROC® INTERIOR TYPE X GYPSUM PANEL<sup>2</sup></b>  A high-performance, weather-resistant glass mat faced gypsum panel product.  Produced with an engineered face and back glass mat for enhanced mold resistance. Specially formulated core for fire-resistive, Type X designs.	Type X	5/8" (15.9 mm)	4' (1220 mm)	8' (2440 mm)	Tapered	C1658 D3273
 <b>TYPE X GYPSUM PANEL</b>  Provides the same use as CertainTeed Regular in addition to a specially formulated core for use in fire-resistive, Type X designs.	Type X	5/8" (15.9 mm)	4' (1220 mm) 54" (1370 mm)	8' (2440 mm) 9' (2740 mm) 10' (3050 mm) 12' (3660 mm) 14' (4270 mm) 16' (4880 mm)	Tapered	C1396
 <b>TYPE C GYPSUM PANEL</b>  Provides the same use as CertainTeed Regular in addition to a specially formulated enhanced Type X core for use in fire-resistive, Type X and proprietary Type C designs.	Type X	1/2" (12.7 mm) 5/8" (15.9 mm)	4' (1220 mm)	8' (2440 mm) 9' (2740 mm) 10' (3050 mm) 12' (3660 mm)	Tapered	C1396
 <b>SILENTFX® QUICKCUT™ NOISE-REDUCING TYPE X GYPSUM PANEL</b>  Acoustical Gypsum Panel that features a viscoelastic polymer for significant reduction of sound transmission between rooms. Achieves system STC ratings of 50 and higher. Abuse resistant and features M2Tech for enhanced mold and moisture resistance. Specially formulated gypsum core for use in fire-resistive, Type X designs.	Type X	5/8" (15.9 mm)	4' (1220 mm)	8' (2440 mm) 10' (3050 mm) 12' (3660 mm)	Tapered	C1766 C1396 D3273 D4977: 3** D5420: 1 C1629, A2: 2 C1629, A1: 1
 <b>M2TECH® TYPE X GYPSUM PANEL</b>  For extra protection against moisture and mold, this technology features a water-resistive core combined with a moisture and mold resistant paper. Specially formulated core for fire-resistance ratings up to four hours.	Type X	5/8" (15.9 mm)	4' (1220 mm)	8' (2440 mm) 10' (3050 mm) 12' (3660 mm)	Tapered	C1396 D3273

## Product availability and sustainability attributes:











<sup>1</sup>Custom lengths may be available.

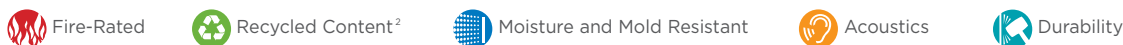
<sup>2</sup>Not available in all areas. Consult your CertainTeed Gypsum Territory Manager for availability in your area.

\*CertainTeed certifies that the products described herein meet or exceed listed ASTM requirements.

# Solution-Based Drywall Products

PRODUCT / DESCRIPTION	CORE	THICKNESS	WIDTHS	LENGTHS <sup>1</sup>	EDGE DETAIL	ASTM*
<b>FIRE-RATED PRODUCTS</b>						
 <b>SHEATHING TREATED CORE TYPE X GYPSUM PANEL</b>  <p>A water-resistant gypsum sheathing for application to the outside of building framing members. It serves as the base for the exterior wall finish. Used as a sheathing for exterior wall framing as a water-resistant underlayment for various exterior claddings.</p> <p>For extended weather exposure applications, specify GlasRoc® Sheathing.</p>	Type X	5/8" (15.9 mm)	4' (1220 mm)	8' (2440 mm) 9' (2740 mm) 10' (3050 mm) 12' (3660 mm)	Square	C1396
 <b>EXTERIOR SOFFIT TYPE X GYPSUM PANEL</b> <p>For use on the underside of eaves, carport ceilings, canopies and other commercial and residential exterior applications with indirect exposure to the weather. Specially formulated core for use in fire-resistive Type X designs.</p>	Type X	5/8" (15.9 mm)	4' (1220 mm)	8' to 12' (2440 mm to 3660 mm)	Tapered	C1396
 <b>EXTERIOR SOFFIT TYPE C GYPSUM PANEL</b> <p>Provides the same use as Exterior Soffit Type X but with a specially formulated core for use in fire-resistive, Type C designs.</p>	Type C	5/8" (15.9 mm)	4' (1220 mm)	8' to 12' (2440 mm to 3660 mm)	Tapered	C1396
  <b>VENEER PLASTER BASE TYPE X GYPSUM PANEL</b> <p>An interior gypsum panel with a specially formulated face paper for use under gypsum veneer plaster. Has a solid set, fire-resistive gypsum core enclosed in a highly absorptive paper surface.</p>	Type X	5/8" (15.9 mm)	4' (1220 mm)	8' (2440 mm) 12' (3660 mm)	Tapered	C1396
  <b>GLASROC® SHAFTLINER TYPE X</b> <p>Designed and engineered to provide added protection against moisture and mold; used for interior vertical enclosures, stairwells, elevator enclosures, mechanical chases and area separation firewalls. GlasRoc Shaftliner achieved the best possible score of 10 per ASTM D3273 for mold resistance.</p>	Type X	1" (25.4 mm)	2' (610 mm)	8' (2440 mm) 10' (3050 mm) 12' (3660 mm)	Double Beveled	C1396 C1658 D3273

## Product availability and sustainability attributes:












<sup>1</sup>Custom lengths may be available.

<sup>2</sup>Not available in all areas. Consult your CertainTeed Gypsum Territory Manager for availability in your area.

\*CertainTeed certifies that the products described herein meet or exceed listed ASTM requirements.

\*\*Results are reflective of samples prepared with 1 coat primer and 1 coat semi-gloss latex paint.

# Solution-Based Drywall Products

PRODUCT / DESCRIPTION	CORE	THICKNESS	WIDTHS	LENGTHS <sup>1</sup>	EDGE DETAIL	ASTM*
FIRE-RATED PRODUCTS						
 <b>M2TECH® SHAFTLINER TYPE X</b>  Achieves the best possible scores of 10 per ASTM D3273 for mold resistance; used for interior vertical enclosures, stairwells, elevator enclosures, mechanical chases and area separation firewalls. Advantages of gypsum shaftliner versus traditional masonry are: lightweight construction, thinner walls, ease and speed of installation and cleanup, and cost effective construction.  For extended weather exposure applications, specify GlasRoc® Shaftliner Type X.	Type X	1" (25.4 mm)	2' (610 mm)	8' (2440 mm) 9' (2740 mm) 10' (3050 mm) 12' (3660 mm)	Double Beveled	C1396 D3273
GLASS MAT PRODUCTS						
 <b>GLASROC® TILE BACKER GYPSUM PANEL</b>  A water-resistant, gypsum tile backer with an engineered glass mat face and back surface designed for tile applications. The lightweight 1/2" (12.7 mm) thick product is a superior tile substrate for walls, ceilings and countertops.	Regular	1/2" (12.7 mm)	4' (1220 mm)	8' (2440 mm)	Square	C1178 D3273
 <b>GLASROC® TILE BACKER TYPE X GYPSUM PANEL</b>   Provides the same use as 1/2" (12.7 mm) GlasRoc Tile Backer plus has a specially formulated core for fire-resistive, Type X designs.	Type X	5/8" (15.9 mm)	4' (1220 mm)	8' (2440 mm)	Square	C1178 D3273
 <b>GLASROC® SHEATHING GYPSUM PANEL</b>  Weather-resistant gypsum sheathing produced with an engineered face and back glass mat for enhanced mold resistance. GlasRoc Sheathing is an appropriate substrate in EIF Systems, one-coat and conventional stucco systems, traditional cladding systems, exterior ceilings, soffit systems and exterior curved applications. Can also be incorporated into Air Barrier assemblies.	Regular	1/2" (12.7 mm)	4' (1220 mm)	8' (2440 mm)	Square	C1177 D3273

## Product availability and sustainability attributes:











<sup>1</sup>Custom lengths may be available.

<sup>2</sup>Not available in all areas. Consult your CertainTeed Gypsum Territory Manager for availability in your area.

\*CertainTeed certifies that the products described herein meet or exceed listed ASTM requirements.



# Solution-Based Drywall Products

PRODUCT / DESCRIPTION	CORE	THICKNESS	WIDTHS	LENGTHS <sup>1</sup>	EDGE DETAIL	ASTM*
<b>GLASS MAT PRODUCTS</b>						
 <b>GLASROC® SHEATHING TYPE X GYPSUM PANEL</b>  Provides the same use as GlasRoc Sheathing plus a specially formulated core for fire-resistance ratings up to four hours.	Type X	5/8" (15.9 mm)	4' (1220 mm)	8' (2440 mm)	Square	C1177 D3273
 <b>GLASROC® INTERIOR GYPSUM PANEL<sup>2</sup></b>  A high-performance, weather-resistant glass mat faced gypsum panel product. Produced with an engineered face and back glass mat for enhanced mold resistance.	Regular	1/2" (12.7 mm)	4' (1220 mm)	8' (2440 mm)	Tapered	C1658 D3273
 <b>GLASROC® INTERIOR TYPE X GYPSUM PANEL<sup>2</sup></b>  A high-performance, weather-resistant glass mat faced gypsum panel product. Produced with an engineered face and back glass mat for enhanced mold resistance. Specially formulated core for fire-resistive, Type X designs.	Type X	5/8" (15.9 mm)	4' (1220 mm)	8' (2440 mm)	Tapered	C1658 D3273
 <b>GLASROC® SHAFTLINER TYPE X</b>  Designed and engineered to provide added protection against moisture and mold, GlasRoc Shaftliner achieved the best possible score of 10 per ASTM D3273 for mold resistance.	Type X	1" (25.4 mm)	2' (610 mm)	8' (2440 mm) 10' (3050 mm) 12' (3660 mm)	Double Beveled	C1396 C1658 D3273
<b>LIGHTWEIGHT PRODUCTS</b>						
 <b>EASI-LITE® 30 LIGHTWEIGHT 30-MINUTE GYPSUM PANEL</b> Provides the same advantages as Easi-Lite Lightweight Gypsum Panel and is specially designed for use in 30-minute fire-rated wood and steel framed designs per UL W423 as well as non-rated systems.	Non-Type X	5/8" (15.9 mm)	4' (1220 mm)	8' to 12' (2440 mm to 3660 mm)	Tapered	C1396
 <b>EASI-LITE® LIGHTWEIGHT GYPSUM PANEL</b> Up to 30% lighter than Regular gypsum panel — easier to carry and install, resulting in faster installation. Uniform high strength, solid edge hardness and a sag resistant gypsum core makes it ideal for ceiling and wall applications.	Regular	1/2" (12.7 mm)	4' (1220 mm) 54" (1370 mm)	8' to 16' (2440 mm to 4877 mm)	Tapered	C1396

## Product availability and sustainability attributes:















<sup>1</sup>Custom lengths may be available.

<sup>2</sup>Not available in all areas. Consult your CertainTeed Gypsum Territory Manager for availability in your area.

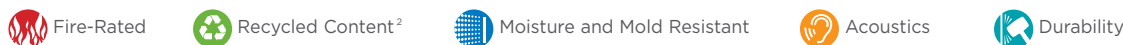
\*CertainTeed certifies that the products described herein meet or exceed listed ASTM requirements.

\*\*Results are reflective of samples prepared with 1 coat primer and 1 coat semi-gloss latex paint.

# Solution-Based Drywall Products

PRODUCT / DESCRIPTION	CORE	THICKNESS	WIDTHS	LENGTHS <sup>1</sup>	EDGE DETAIL	ASTM*
<b>MOISTURE AND MOLD RESISTANT PRODUCTS</b>						
 <b>M2TECH® GYPSUM PANEL</b>  For extra protection against moisture and mold, this technology features a water-resistive core combined with a moisture and mold resistant paper.	Regular	1/2" (12.7 mm)	4' (1220 mm)	8' (2440 mm) 10' (3050 mm) 12' (3660 mm)	Tapered	C1396 D3273
 <b>M2TECH® TYPE X GYPSUM PANEL</b>  Provides the same use as M2Tech Gypsum Panel plus a specially formulated core for fire-resistance ratings up to four hours.	Type X	5/8" (15.9 mm)	4' (1220 mm)	8' (2440 mm) 10' (3050 mm) 12' (3660 mm)	Tapered	C1396 D3273
 <b>EXTREME ABUSE RESISTANT TYPE X GYPSUM PANEL</b>  Increased protection and durability required for abuse prone areas that are subjected to repeated wear and tear, such as classrooms, patient rooms and public buildings. Features M2Tech for enhanced mold resistance.	Type X	5/8" (15.9 mm)	4' (1220 mm)	8' (2440 mm) 10' (3050 mm) 12' (3660 mm)	Tapered	D4977: 3** C1629, A1 and A2: 2 D5420: 1 C1396 D3273
 <b>EXTREME IMPACT RESISTANT TYPE X GYPSUM PANEL</b>  The highest level of protection for impact and abuse areas in high traffic applications such as hospital corridors, gymnasiums, utility rooms, airport terminals and public buildings. Features a fiber glass reinforcement for protection against hard and soft body impact and M2Tech for enhanced mold resistance.	Type X	5/8" (15.9 mm)	4' (1220 mm)	8' (2440 mm) 10' (3050 mm) 12' (3660 mm)	Tapered	D4977: 3** C1629, A1 and A2: 3 D5420: 1 C1396 D3273
 <b>SILENTFX® QUICKCUT™ NOISE-REDUCING GYPSUM PANEL</b>  Acoustical Gypsum Panel that features a viscoelastic polymer for significant reduction of sound transmission between rooms. Achieves system STC ratings of 50 and higher. Abuse resistant and features M2Tech for enhanced mold resistance.	Regular	1/2" (12.7 mm)	4' (1220 mm)	8' (2440 mm) 10' (3050 mm) 12' (3660 mm)	Tapered	C1766 C1396 C1629, A2: 1 D3273 D4977: 3**
 <b>SILENTFX® QUICKCUT™ NOISE-REDUCING TYPE X GYPSUM PANEL</b>  Provides the same features as SilentFX QuickCut 1/2" (12.7 mm) Gypsum Panel plus has a specially formulated gypsum core for use in fire-resistive, Type X designs.	Type X	5/8" (15.9 mm)	4' (1220 mm)	8' (2440 mm) 10' (3050 mm) 12' (3660 mm)	Tapered	C1766 C1396 D3273 D4977: 3** D5420: 1 C1629, A2: 2 C1629, A1: 1

## Product availability and sustainability attributes:










<sup>1</sup>Custom lengths may be available.

<sup>2</sup>Not available in all areas. Consult your CertainTeed Gypsum Territory Manager for availability in your area.

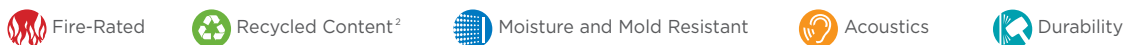
\*CertainTeed certifies that the products described herein meet or exceed listed ASTM requirements.

\*\*Results are reflective of samples prepared with 1 coat primer and 1 coat semi-gloss latex paint.

# Solution-Based Drywall Products

PRODUCT / DESCRIPTION	CORE	THICKNESS	WIDTHS	LENGTHS <sup>1</sup>	EDGE DETAIL	ASTM*
<b>MOISTURE AND MOLD RESISTANT PRODUCTS</b>						
 <b>GLASROC® TILE BACKER GYPSUM PANEL</b>  A water-resistant, gypsum tile backer with an engineered glass mat face and back surface designed for tile applications. The lightweight 1/2" (12.7 mm) thick product is a superior tile substrate for walls, ceilings and countertops.	Regular	1/2" (12.7 mm)	4' (1220 mm)	8' (2440 mm)	Square	C1178 D3273
 <b>GLASROC® TILE BACKER TYPE X GYPSUM PANEL</b>   Provides the same use as 1/2" (12.7 mm) GlasRoc Tile Backer plus has a specially formulated core for fire-resistive, Type X designs.	Type X	5/8" (15.9 mm)	4' (1220 mm)	8' (2440 mm)	Square	C1178 D3273
 <b>GLASROC® SHEATHING GYPSUM PANEL</b>  Weather-resistant gypsum sheathing produced with an engineered face and back glass mat for enhanced mold resistance. GlasRoc Sheathing is an appropriate substrate in EIF Systems, one-coat and conventional stucco systems, traditional cladding systems, exterior ceilings, soffit systems and exterior curved applications. Can also be incorporated into Air Barrier assemblies.	Regular	1/2" (12.7 mm)	4' (1220 mm)	8' (2440 mm)	Square	C1177 D3273
 <b>GLASROC® SHEATHING TYPE X GYPSUM PANEL</b>   Provides the same use as GlasRoc Sheathing 1/2" (12.7 mm) plus a specially formulated core for fire-resistance ratings up to four hours.	Type X	5/8" (15.9 mm)	4' (1220 mm)	8' (2440 mm)	Square	C1177 D3273
 <b>GLASROC® INTERIOR GYPSUM PANEL<sup>2</sup></b>  A high-performance, weather-resistant glass mat faced gypsum panel product. Produced with an engineered face and back glass mat for enhanced mold resistance.	Regular	1/2" (12.7 mm)	4' (1220 mm)	8' (2440 mm)	Tapered	C1658 D3273
 <b>GLASROC® INTERIOR TYPE X GYPSUM PANEL<sup>2</sup></b>   Provides the same use as 1/2" (12.7 mm) GlasRoc Interior plus has a specially formulated core for fire-resistive, Type X designs.	Type X	5/8" (15.9 mm)	4' (1220 mm)	8' (2440 mm)	Tapered	C1658 D3273

## Product availability and sustainability attributes:










<sup>1</sup>Custom lengths may be available.

<sup>2</sup>Not available in all areas. Consult your CertainTeed Gypsum Territory Manager for availability in your area.

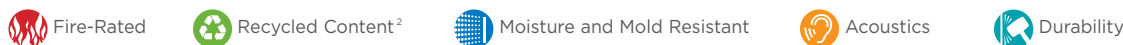
\*CertainTeed certifies that the products described herein meet or exceed listed ASTM requirements.

\*\*Results are reflective of samples prepared with 1 coat primer and 1 coat semi-gloss latex paint.

# Solution-Based Drywall Products

PRODUCT / DESCRIPTION	CORE	THICKNESS	WIDTHS	LENGTHS <sup>1</sup>	EDGE DETAIL	ASTM*
<b>MOISTURE AND MOLD RESISTANT PRODUCTS</b>						
 <b>GLASROC® SHAFTLINER TYPE X</b>  Designed and engineered to provide added protection against moisture and mold, GlasRoc Shaftliner achieved the best possible score of 10 per ASTM D3273 for mold resistance.	Type X	1" (25.4 mm)	2' (610 mm)	8' (2440 mm) 10' (3050 mm) 12' (3660 mm)	Double Beveled	C1396 C1658 D3273
 <b>M2TECH® SHAFTLINER TYPE X</b>  Achieves the best possible scores of 10 per ASTM D3273 for mold resistance; used for interior vertical enclosures, stairwells, elevator enclosures, mechanical chases and area separation firewalls. Advantages of gypsum shaftliner versus traditional masonry are: lightweight construction, thinner walls, ease and speed of installation and cleanup, and cost effective construction.  For extended weather exposure applications, specify GlasRoc® Shaftliner Type X.	Type X	1" (25.4 mm)	2' (610 mm)	8' (2440 mm) 10' (3050 mm) 12' (3660 mm)	Double Beveled	C1396 D3273
<b>SAG RESISTANT PRODUCTS</b>						
 <b>INTERIOR CEILING GYPSUM PANEL</b> A solid set, gypsum core enclosed in ivory-colored face paper and a strong liner back paper, for use on interior ceilings perpendicular to framing spaced up to 24" (610 mm) o.c. Gypsum core comprised of special sag-resistant additives.	Regular	1/2" (12.7 mm)	4' (1220 mm)	12' (3660 mm)	Tapered	C1396
<b>PLASTER BASED VENEER PRODUCTS</b>						
 <b>VENEER PLASTER BASE GYPSUM PANEL</b> An interior gypsum panel with a specially formulated face paper for use under gypsum veneer plaster.	Regular	1/2" (12.7 mm)	4' (1220 mm)	8' (2440 mm) 12' (3660 mm)	Tapered	C1396
 <b>VENEER PLASTER BASE TYPE X GYPSUM PANEL</b>  Provides the same use as 1/2" (12.7 mm) plus, has a solid set, fire-resistive gypsum core enclosed in a highly absorptive paper surface.	Type X	5/8" (15.9 mm)	4' (1220 mm)	8' (2440 mm) 12' (3660 mm)	Tapered	C1396

## Product availability and sustainability attributes:







<sup>1</sup>Custom lengths may be available.

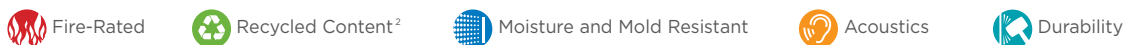
<sup>2</sup>Not available in all areas. Consult your CertainTeed Gypsum Territory Manager for availability in your area.

\*CertainTeed certifies that the products described herein meet or exceed listed ASTM requirements.

# Solution-Based Drywall Products

PRODUCT / DESCRIPTION	CORE	THICKNESS	WIDTHS	LENGTHS <sup>1</sup>	EDGE DETAIL	ASTM*
STANDARD PAPER-FACED PRODUCTS						
 <b>REGULAR GYPSUM PANEL</b> Used for interior walls and ceilings in standard residential or commercial applications.	Regular	1/4" (6.35 mm) 3/8" (9.5 mm)	4' (1220 mm)	8' (2440 mm)	Tapered	C1396
SHAFTLINER PRODUCTS						
 <b>GLASROC® SHAFTLINER TYPE X</b> Designed and engineered to provide added protection against moisture and mold; used for interior vertical enclosures, stairwells, elevator enclosures, mechanical chases and area separation firewalls. GlasRoc Shaftliner achieved the best possible score of 10 per ASTM D3273 for mold resistance.	Type X	1" (25.4 mm)	2' (610 mm)	8' (2440 mm) 10' (3050 mm) 12' (3660 mm)	Double Beveled	C1396 C1658 D3273
 <b>M2TECH® SHAFTLINER TYPE X</b> Achieves the best possible scores of 10 per ASTM D3273 for mold resistance; used for interior vertical enclosures, stairwells, elevator enclosures, mechanical chases and area separation firewalls. Advantages of gypsum shaftliner versus traditional masonry are: lightweight construction, thinner walls, ease and speed of installation and cleanup, and cost effective construction.  For extended weather exposure applications, specify GlasRoc® Shaftliner Type X.	Type X	1" (25.4 mm)	2' (610 mm)	8' (2440 mm) 9' (2740 mm) 10' (3050 mm) 12' (3660 mm)	Double Beveled	C1396 D3273
SHEATHING PRODUCTS						
 <b>SHEATHING TREATED CORE TYPE X GYPSUM PANEL</b>  A water-resistant gypsum sheathing for application to the outside of building framing members. It serves as the base for the exterior wall finish. Used as a sheathing for exterior wall framing as a water-resistant underlayment for various exterior claddings.  For extended weather exposure applications, specify GlasRoc® Sheathing.	Type X	5/8" (15.9 mm)	4' (1220 mm)	8' (2440 mm) 9' (2740 mm) 10' (3050 mm) 12' (3660 mm)	Square	C1396

## Product availability and sustainability attributes:






<sup>1</sup>Custom lengths may be available.

<sup>2</sup>Not available in all areas. Consult your CertainTeed Gypsum Territory Manager for availability in your area.

\*CertainTeed certifies that the products described herein meet or exceed listed ASTM requirements.



# Solution-Based Drywall Products

PRODUCT / DESCRIPTION	CORE	THICKNESS	WIDTHS	LENGTHS <sup>1</sup>	EDGE DETAIL	ASTM*
<b>SHEATHING PRODUCTS</b>						
 <b>GLASROC® SHEATHING GYPSUM PANEL<sup>2</sup></b>  Weather-resistant gypsum sheathing produced with an engineered face and back glass mat for enhanced mold resistance. GlasRoc Sheathing is an appropriate substrate in EIF Systems, one-coat and conventional stucco systems, traditional cladding systems, exterior ceilings, soffit systems and exterior curved applications. Can also be incorporated into Air Barrier assemblies.	Regular	1/2" (12.7 mm)	4' (1220 mm)	8' (2440 mm)	Square	C1177 D3273
 <b>GLASROC® SHEATHING TYPE X GYPSUM PANEL</b>  Provides the same use as GlasRoc Sheathing plus a specially formulated core for fire-resistance ratings up to four hours.	Type X	5/8" (15.9 mm)	4' (1220 mm)	8' (2440 mm)	Square	C1177 D3273
<b>EXTERIOR SOFFIT PRODUCTS</b>						
 <b>EXTERIOR SOFFIT TYPE X GYPSUM PANEL<sup>2</sup></b> For use on the underside of eaves, carport ceilings, canopies and other commercial and residential exterior applications with indirect exposure to the weather. Specially formulated core for use in fire-resistive Type X designs.	Type X	5/8" (15.9 mm)	4' (1220 mm)	8' to 12' (2440 mm to 3660 mm)	Tapered	C1396
 <b>EXTERIOR SOFFIT TYPE C GYPSUM PANEL<sup>2</sup></b> Provides the same use as Exterior Soffit Panel Type X but with a specially formulated core for use in fire-resistive, Type C designs.	Type C	5/8" (15.9 mm)	4' (1220 mm)	8' to 12' (2440 mm to 3660 mm)	Tapered	C1396

## Product availability and sustainability attributes:



<sup>1</sup>Custom lengths may be available.

<sup>2</sup>Not available in all areas. Consult your CertainTeed Gypsum Territory Manager for availability in your area.

\*CertainTeed certifies that the products described herein meet or exceed listed ASTM requirements.







**CertainTeed provides innovative building products and systems for commercial, institutional and residential designs. With over 80 years of experience manufacturing and marketing in North America, CertainTeed Gypsum is committed to focusing on quality, service, and safety to provide a superior experience to its customers.**

#### **TEST STANDARDS**

Fire resistance and sound tests are conducted in accordance with ASTM E119 (UL 263, CAN/ULC-S101) and ASTM E90, respectively, and no warranty is made other than conformance to the standard under which the assembly was tested. Minor discrepancies may exist in the values of ratings, attributable to changes in materials and standards, as well as differences between testing facilities. Assemblies are listed as “combustible” (wood framing) and “noncombustible” (concrete and/or steel construction).

#### **COMBUSTIBLE ASSEMBLIES**

These include all wood stud walls, wood joist or truss ceilings and floors consisting of tongue-and-groove, plywood, or OSB sub-flooring and finish flooring or a poured gypsum floor underlayment over wood structural panel sub-flooring. Floor assembly may be used over the wood joists with ceilings as detailed in GA and UL/cUL/ULC references.

#### **NONCOMBUSTIBLE ASSEMBLIES**

These include steel studs, bar joist ceilings with poured concrete floors over metal lath or steel. Also included are steel beams and steel columns. Ceilings for all 1-hour, 1 1/2-hour, and 2-hour noncombustible floor and ceiling assemblies with 2" (51 mm) or 2 1/2" (63.5 mm) concrete floor or metal lath over steel bar joists, unless otherwise specified, may be directly attached or suspended as detailed in GA and UL/cUL/ULC references.

#### **FIRE RESISTANCE**

CertainTeed Type X and Type C, M2Tech® Type X, SilentFX® QuickCut™ Type X, GlasRoc® Tile Backer Type X, GlasRoc Shaftliner Type X, GlasRoc Interior Type X and GlasRoc Sheathing Type X products are Classified by Underwriters Laboratories Inc. and Listed by Underwriters Laboratories of Canada and carries the UL/cUL/ULC Label for 1-, 2-, 3- and 4-hour Fire Resistance in various designs. Underwriters Laboratories Inc. tests have proven that joint finishing is not required for the rating in certain assemblies using Type X and Type C products. For fire resistance ratings, refer to the Gypsum Association Fire Resistance Design Manual GA-600, and the UL, cUL and ULC Fire Resistance Directories.



## **SURFACE BURNING CHARACTERISTICS**

CertainTeed® Gypsum Panels have Flame Spread ratings of 0 to 15 and Smoke Developed ratings of 0 to 5, and GlasRoc® products have Flame Spread Ratings of 0 and Smoke Developed Ratings of 0 in accordance with ASTM E84 (UL 723, CAN/ULC-S102).

## **SOUND CHARACTERISTICS**

The degree to which assemblies block the passage of sound is measured by Sound Transmission Class (STC) per ASTM E90 and E413, which is a single figure rating derived from the sound transmission loss values over a range of sound frequencies. All sound-rated assemblies require acoustical sealant at assembly perimeters and penetrations, and other locations where sound leaks may develop.

For sound characteristics, refer to the Gypsum Association Fire Resistance Design Manual GA-600.

## **STORAGE**

Gypsum panels must be stored in an area that protects it from adverse weather conditions, condensation and other forms of moisture and direct sunlight. Panels should be neatly stacked flat with care taken to prevent sagging or damage to edges, ends, and surfaces. Storing panels lengthwise leaning against the framing is not recommended. Panels should be carried, not dragged, to place of installation to prevent damaging finished edges. Refer to "Handling and Storage of Gypsum Panel Products" GA-801.

## **MORE INFORMATION**

Consult the Gypsum Association publication "Recommended Specifications for the Application and Finishing of Gypsum Panel," GA-216, for detailed application and finishing procedures. For full details of fire and sound ratings, consult test references listed for system assemblies.

Characteristics, properties or performance of materials or systems manufactured by CertainTeed herein described are derived from data obtained under controlled test conditions. CertainTeed makes no warranties, express or implied, as to their characteristics, properties or performance under any variations from such conditions in actual construction. CertainTeed assumes no responsibility for the effects of structural movement.

™/® CertainTeed is a trademark CertainTeed Corporation. All other trademarks are the property of its affiliates and related companies.

NOTICE: The information in this document is subject to change without notice. CertainTeed assumes no responsibility for any errors that may inadvertently appear in this document.

# Building Responsibly

CertainTeed respects the environment through the responsible development of sustainable building products and systems.

The building industry continues to look for ways to reduce impact on the environment while meeting customer demand for products that deliver beauty, comfort and performance.

CertainTeed's commitment to these goals is reflected here, highlighting our ongoing effort to become the preeminent supplier of green building materials.

Awareness of the importance of acoustics in sustainable construction continues to grow, and this is evident with the inclusion of sustainability requirements in many building programs and codes:

- LEED v4.1
  - IEQ Credit 9  
Acoustic Performance
  - MR Credit: Building Product Disclosure and Optimization—Environmental Product Declarations. On many of our products, valued as 1.5 products with our Product-Specific Type II EPD's.
  - MR Credit: Building Product Disclosure and Optimization—Materials Ingredients. On many of our products, valued as 1.5 products with our 3rd Party Verified HPD's.
- Green Guide for Health Care
  - EQ Credit 9.1  
Acoustic Environment
- 2015 International Green Construction Code (IgCC)
  - Section 3.3  
Acoustical Control

Well v1:

- #1 - Air: Air Quality Standards
- #4- Air: VOC Reduction
- #11 - Air: Fundamental Material Safety
- #25 - Air: Toxic Material Reduction
- #26 - Air: Enhanced Material Safety
- #74 - Comfort: Exterior Noise Intrusion
- #81 - Comfort: Sound Barriers
- #97 - Mind: Material Transparency



**Review system performance information to see how CertainTeed products can help contribute to these sustainable programs.**

The Health Product Declaration® logo is a trademark or service mark of Health Product Declaration Collaborative, Inc., in the United States and in other countries and is being used herein under license.

USGBC® and the related logo are trademarks owned by the U.S. Green Building Council® and are used with permission.




# Index

<b>PRODUCT STANDARDS</b> .....	3
<b>CERTAINTED GYPSUM PRODUCTS</b> .....	4 - 14
<b>ACOUSTIC</b> .....	4
• SilentFX® QuickCut™	
<b>ABUSE AND IMPACT RESISTANT</b> .....	4
• Extreme Abuse	
• Extreme Impact	
• SilentFX® QuickCut™*	
<b>FIRE-RATED</b> .....	5-8
• Easi-Lite® 30	
• Extreme Abuse	
• Extreme Impact	
• GlasRoc® Sheathing*	
• GlasRoc® Tile Backer*	
• GlasRoc® Interior*	
• Type X	
• Type C	
• SilentFX® QuickCut™*	
• M2Tech®*	
• Sheathing Treated Core*	
• Exterior Soffit Panel	
• Veneer Plaster Base*	
• GlasRoc® Shaftliner	
• M2Tech® Shaftliner	
<b>GLASS MAT</b> .....	8-9
• GlasRoc® Tile Backer	
• GlasRoc® Sheathing	
• GlasRoc® Interior	
• GlasRoc® Shaftliner	
<b>LIGHTWEIGHT</b> .....	9
• Easi-Lite® 30	
• Easi-Lite® Drywall	
<b>MOISTURE AND MOLD RESISTANT</b> .....	10-12
• M2Tech® Drywall	
• Extreme Abuse	
• Extreme Impact	
• SilentFX® QuickCut™*	
• GlasRoc® Tile Backer	
• GlasRoc® Sheathing	
• GlasRoc® Interior	
• GlasRoc® Shaftliner	
• M2Tech® Shaftliner	
<b>SAG RESISTANT</b> .....	12
• Interior Ceiling Drywall	
<b>PLASTER BASE VENEER</b> .....	12
• Veneer Plaster Base	
<b>STANDARD PAPER-FACE</b> .....	13
• Regular Drywall	
<b>SHAFTLINER</b> .....	13
• GlasRoc® Shaftliner	
• M2Tech® Shaftliner	
<b>SHEATHING</b> .....	13-14
• Sheathing Treated Core	
• GlasRoc® Sheathing	
<b>SOFFIT</b> .....	14
• Exterior Soffit Panel	
<b>CERTAINTED INNOVATION</b> .....	16-17
<b>BUILDING RESPONSIBLY</b> .....	18

Our full range of reliable drywall solutions  
make installations faster and simpler.  
Visit [CertainTeed.com](http://CertainTeed.com) or call 800-233-8990.

**CertainTeed**  
SAINT-GOBAIN



©Jeffrey Totaro, 2015

learn more at:  
[certainteed.com/drywall](http://certainteed.com/drywall)

USGBC® and the  
related logo are  
trademarks owned  
by the U.S. Green  
Building Council®  
and are used with  
permission.



The Health Product  
Declaration® logo is a  
trademark or service  
mark of Health  
Product Declaration  
Collaborative, Inc., in  
the United States and  
in other countries and  
is being used herein  
under license.



**CertainTeed**

CEILINGS • DECKING • FENCE • GYPSUM • INSULATION • RAILING • ROOFING • SIDING • TRIM  
20 Moores Road, Malvern, PA 19355 800-233-8990 [certainteed.com](http://certainteed.com)

© 08/22 CertainTeed, Printed in the USA 07-03-1390-US-EN