

Roofing Selection Guide

Luxury & Designer
Roofing Shingles

Landmark, shown in Weathered Wood



NOTE: Due to limitations of printing reproduction, CertainTeed can not guarantee the identical match of the actual product color to the graphic representations throughout this publication.



You know it when you see it.

It's not just a roof.
It's a CertainTeed roof.

Quality. Durability. Style. Color.

When you select a roof for your home, there's a lot to consider.

That's when a roof becomes more than just a roof. The same way a home is more than just a house.

You want the best for your home and everything in it.

So why guess,
when you can be **Certain?**

 **certainteed**
SAINT-GOBAIN

Insist upon the

Integrity Roof System™



and get the ultimate in roof performance!



A superior roof is stronger than the sum of its parts

Your roof should do more than shield the elements. It should protect your home, and more importantly, everything you care about.

The Integrity Roof System is designed to provide optimum performance, day after day, year after year. It's a full suite of roofing components engineered to complement each other and create an active defense against whatever gets in your home's way.

After all, the Integrity Roof System is backed by the power of CertainTeed – and better-quality components means you've got a roof system built to protect against even the most extreme conditions.

1. Waterproofing Underlayment

Waterproofing shingle underlayment prevents leaks from wind-driven rain and ice dams

2. Water-Resistant Underlayment

High-performance underlayment provides a water-resistant layer over the roof deck and a secondary barrier against leaks

3. Starter Shingles

Perfect starts every time and designed to work in tandem with the roof shingles above

4. Roof Shingles

Choose the best, covered by the strongest warranty in the business

5. Hip & Ridge Caps

Perfect finish for hip and ridge lines, complementing all CertainTeed shingles

6. Roof Ventilation

Engineered for ideal roof ventilation especially when matched with CertainTeed Intake Vents


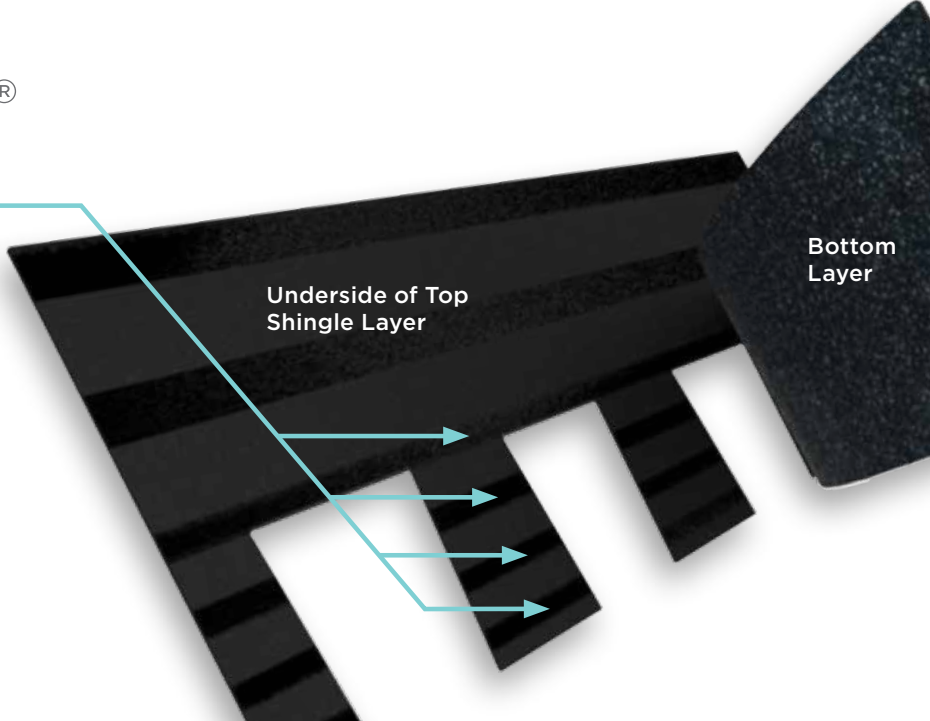


Technology that protects the beauty of your roof and strengthens its performance.

QuadraBond[®]

Advanced Layering

CertainTeed's specially formulated adhesive adheres shingle layers at four points, more than any other manufacturer. This superior bond provides greater protection against shingle delamination to maximize performance over the life of the shingle in any climate.



Certaseal[®]

Uplift Protection

Certaseal[®] is a fast-activating modified asphalt sealant with a 20-year record of proven performance. Designed to seal shingles together upon installation, it protects roofs from wind uplift and shingle blow-off so that homes stay safe and dry. It's also engineered to remain flexible after installation, unlike harder sealants that can dry out and crack over time.


NailTrak[®]

Fast, Accurate, Visible

The new and improved **NailTrak** nailing line, a feature on CertainTeed designer shingles.

Now **NailTrak** is brighter than ever before, with high-visibility lines that stand out whether it's daybreak or dusk.

NailTrak removes the guesswork with three separately defined lines, creating a large area to guide your nailing and a smaller area for extreme steep-slope applications.



Solaris[®] CoolRoof

Solar Reflectivity

Solaris[®] Cool Roof is a sustainable shingle granule technology that applies energy-saving cool roof performance to CertainTeed's most popular shingle brands. Available in rich and authentic colors, including dark hues and tones, Solaris Cool Roof can lower roof temperatures and allow homeowners to reduce cooling costs without sacrificing beauty, quality, or color.

A COOLER HOME
Helps reduce cooling costs in the hot months by reflecting away up to 40% of the sun's heat

PEACE OF MIND
Manufactured to the highest roofing quality standards and backed by the industry's best warranty

BEAUTIFUL OPTIONS
Available in dark and light colors that complement any home exterior

Luxury Shingles





Luxury shingles are the highest-quality laminated shingles available, offering a differentiated appearance or functionality that exceeds designer shingles. Apart from offering premium protection for weathering, luxury shingles provide stunning visuals, presenting the highest quality, coloration, and dimensionality. These products offer the most realistic representation of old-world wood shake and quarried slate roofing.





Presidential Shake TL, shown in Charcoal Black

COLOR AVAILABILITY



PRESIDENTIAL SHAKE® TL

- Three-piece laminated fiberglass construction
- Distinctive sculpted, rustic look
- Lifetime limited transferable warranty – residential*
- 50-year limited transferable warranty – group-owned or commercial*
- 15-year **StreakFighter®** algae-resistance warranty (where available)
- 10-year SureStart™ protection
- 15-year 110 mph wind-resistance warranty
- Wind warranty upgrade to 130 mph available. CertainTeed starter and CertainTeed hip and ridge required
- Presidential Starter (required) and hip and ridge accessory available (see details in back of brochure)
- Select colors can be used to comply with the 2022 California Title 24 Part 6 Cool Roof Requirements
- Select colors can be used to comply with Los Angeles County, California Title 31 cool roof requirements for steep-sloped residential construction.



CertainTeed products are tested to ensure the highest quality and comply with the following industry standards:

Fire Resistance:

- UL Class A
- UL certified to meet ASTM D3018 Type 1

Wind Resistance:

- UL certified to meet ASTM D3018 Type 1
- ASTM D3161 Class A

Tear Resistance:

- UL certified to meet ASTM D3462
- CSA standard A123.5

Wind Driven Rain Resistance:

- Miami-Dade Product Control Acceptance: Please reference www.certainteed.com to determine approved products by manufacturing location.

Quality Standards:

- ICC-ES-ESR-1389 & ESR-3537





Scan code for more Presidential Shake TL information



Scan code for more Presidential Shake TL Solaris information

* See warranty for specific details and limitations.

COLOR AVAILABILITY



PRESIDENTIAL SHAKE®

- Two-piece laminated fiberglass construction
- Distinctive sculpted, rustic look
- Lifetime limited transferable warranty - residential*
- 50-year limited transferable warranty - group-owned or commercial*
- 15-year **StreakFighter**® algae-resistance warranty (where available)
- 10-year SureStart™ protection
- 15-year 110 mph wind-resistance warranty
- Wind warranty upgrade to 130 mph available. CertainTeed starter and CertainTeed hip and ridge required
- Presidential Starter (required) and hip and ridge accessory available (see details in back of brochure)
- Select colors can be used to comply with the 2022 California Title 24 Part 6 Cool Roof Requirements
- Select colors can be used to comply with Los Angeles County, California Title 31 cool roof requirements for steep-sloped residential construction.



CertainTeed products are tested to ensure the highest quality and comply with the following industry standards:

Fire Resistance:

- UL Class A
- UL certified to meet ASTM D3018 Type 1

Wind Resistance:

- UL certified to meet ASTM D3018 Type 1
- ASTM D3161 Class F

Tear Resistance:

- UL certified to meet ASTM D3462
- CSA standard A123.5

Wind Driven Rain Resistance:

- Miami-Dade Product Control Acceptance: Please reference www.certainteed.com to determine approved products by manufacturing location.

Quality Standards:

- ICC-ES-ESR-1389 & ESR-3537



Scan code for more Presidential Shake information



Scan code for more Presidential Shake Solaris information

* See warranty for specific details and limitations.



Grand Manor, shown in Brownstone


COLOR AVAILABILITY



Black Pearl



Brownstone



Colonial Slate




Gatehouse Slate



Georgian Brick



Sherwood Forest



Stonegate Gray



Weathered Wood

GRAND MANOR®



- Two full-size, fiberglass-based shingles with randomly applied tabs
- Authentic depth and dimension of natural slate
- Virtual five-layer coverage when applied
- Lifetime limited transferable warranty – residential*
- 50-year limited transferable warranty – group-owned or commercial*
- 15-year **StreakFighter®** algae-resistance warranty
- 10-year SureStart™ protection
- 15-year 110 mph wind-resistance warranty
- Wind warranty upgrade to 130 mph available. CertainTeed starter and CertainTeed hip and ridge required
- High-Performance Starter and hip and ridge accessory available (see details in back of brochure)

* See warranty for specific details and limitations.

CertainTeed products are tested to ensure the highest quality and comply with the following industry standards:

Fire Resistance:

- UL Class A
- UL certified to meet ASTM D3018 Type 1

Wind Resistance:

- UL certified to meet ASTM D3018 Type 1
- ASTM D3161 Class F

Tear Resistance:

- UL certified to meet ASTM D3462
- CSA standard A123.5

Wind Driven Rain Resistance:

- Miami-Dade Product Control Acceptance: Please reference www.certainteed.com to determine approved products by manufacturing location.

Quality Standards:

- ICC-ES-ESR-1389 & ESR-3537




Scan code for more information



Carriage House, shown in Stonegate Gray

COLOR AVAILABILITY



Black Pearl




Brownstone



Colonial Slate



Gatehouse Slate



Georgian Brick



Sherwood Forest



Stonegate Gray



Victorian Blue

CARRIAGE HOUSE®

- Two full-size, fiberglass-based shingles
- Unique chamfered cut for scalloped appearance
- Four-layer coverage when applied
- Lifetime limited transferable warranty - residential*
- 50-year limited transferable warranty - group-owned or commercial*
- 15-year **StreakFighter**® algae-resistance warranty
- 10-year SureStart™ protection
- 15-year 110 mph wind-resistance warranty
- Wind warranty upgrade to 130 mph available. CertainTeed starter and CertainTeed hip and ridge required
- Hip and ridge accessory available (see details in back of brochure)

* See warranty for specific details and limitations.



Scan code for more information

CertainTeed products are tested to ensure the highest quality and comply with the following industry standards:

Fire Resistance:

- UL Class A
- UL certified to meet ASTM D3018 Type 1

Wind Resistance:

- UL certified to meet ASTM D3018 Type 1
- ASTM D3161 Class F

Tear Resistance:

- UL certified to meet ASTM D3462
- CSA standard A123.5

Wind Driven Rain Resistance:

- Miami-Dade Product Control Acceptance: Please reference www.certainteed.com to determine approved products by manufacturing location.

Quality Standards:

- ICC-ES-ESR-1389 & ESR-3537

GRAND MANOR and CARRIAGE HOUSE SHINGLES

These two shingles can be combined to create a myriad of custom patterns, emulating traditional slate roof designs.



Landmark TL, shown in Shenandoah

LANDMARK® TL

- Three-piece laminated fiberglass construction
- Rustic appearance of hand-split wood shakes
- Lifetime limited transferable warranty - residential*
- 50-year limited transferable warranty - group-owned or commercial*
- 15-year **StreakFighter®** algae-resistance warranty (where available)
- 10-year SureStart™ protection
- 15-year 110 mph wind-resistance warranty
- Wind warranty upgrade to 130 mph available. CertainTeed starter and CertainTeed hip and ridge required
- CertainTeed Starter and hip and ridge accessory available (see details in back of brochure)
- Select colors can be used to comply with the 2022 California Title 24 Part 6 Cool Roof Requirements
- Select colors can be used to comply with Los Angeles County, California Title 31 cool roof requirements for steep-sloped residential construction.



CertainTeed products are tested to ensure the highest quality and comply with the following industry standards:

Fire Resistance:

- UL Class A
- UL certified to meet ASTM D3018 Type 1

Wind Resistance:

- UL certified to meet ASTM D3018 Type 1
- ASTM D3161 Class F

Tear Resistance:

- UL certified to meet ASTM D3462
- CSA standard A123.5


Wind Driven Rain Resistance:

- Miami-Dade Product Control Acceptance: Please reference www.certainteed.com to determine approved products by manufacturing location.

Quality Standards:

- ICC-ES-ESR-1389 & ESR-3537

COLOR AVAILABILITY



Scan code for more Landmark TL information



Scan code for more Landmark TL Solaris information

* See warranty for specific details and limitations.



Designer Shingles

A large, multi-story brick house with a dark grey shingled roof. The house features a prominent brick chimney and several windows with white frames. The roof is covered in dark grey shingles, and the house is surrounded by lush green trees and landscaping.

Also known as architectural or dimensional shingles, designer shingles are the most prevalent asphalt shingles installed in North America. These products are manufactured with two or more layers of asphalt that are fused together for a thicker and richer multi-dimensional appearance, and are engineered to replicate the aesthetics of wood shake and natural slate roofing. Designer shingles are typically heavier than strip shingles and have improved warranty protection.





Landmark Premium, shown in Max Def Weathered Wood

LANDMARK® PREMIUM

- Two-piece laminated fiberglass-based construction
- Classic shades and dimensional appearance of natural wood or slate
- Lifetime limited transferable warranty – residential*
- 50-year limited transferable warranty – group-owned or commercial*
- **NailTrak®** extra-wide nailing area for accurate installation
- 10-year SureStart™ protection
- 15-year 110 mph wind-resistance warranty
- Wind warranty upgrade to 130 mph available. CertainTeed starter and CertainTeed hip and ridge required
- CertainTeed Starter and hip and ridge accessory available (see details in back of brochure)

* See warranty for specific details and limitations.

CertainTeed products are tested to ensure the highest quality and comply with the following industry standards:

Fire Resistance:

- UL Class A
- UL certified to meet ASTM D3018 Type 1

Wind Resistance:

- UL certified to meet ASTM D3018 Type 1
- ASTM D3161 Class F


Tear Resistance:

- UL certified to meet ASTM D3462
- CSA standard A123.5

Quality Standards:

- ICC-ES-ESR-1389 & ESR-3537

COLOR AVAILABILITY



Scan code for more information



Landmark Pro, shown in Max Def Moiré Black

COLOR AVAILABILITY



Max Def Burnt Sienna



Solaris Max Def
Georgetown Gray
CRRC Product ID 0668-0122



Max Def
Georgetown Gray



Solaris Max Def
Heather Blend
CRRC Product ID 0668-0123



Max Def Heather Blend



Solaris Max Def
Moiré Black
CRRC Product ID 0668-0130



Max Def Moiré Black



Solaris Max Def
Resawn Shake
CRRC Product ID 0668-0124



Max Def Weathered Wood



Solaris Max Def
Weathered Wood
CRRC Product ID 0668-0125



Solaris Max Def
Burnt Sienna
CRRC Product ID 0668-0154



Solaris
Silver Birch
CRRC Product ID 0668-0072

LANDMARK® PRO

- Two-piece laminated fiberglass-based construction
- Classic shades and dimensional appearance of natural wood or slate
- Lifetime limited transferable warranty - residential*
- 50-year limited transferable warranty - group-owned or commercial*
- **NailTrak®** extra-wide nailing area for accurate installation
- 10-year SureStart™ protection
- 15-year 110 mph wind-resistance warranty
- Wind warranty upgrade to 130 mph available. CertainTeed starter and CertainTeed hip and ridge required
- CertainTeed Starter and hip and ridge accessory available (see details in back of brochure)
- Select colors can be used to comply with the 2022 California Title 24 Part 6 Cool Roof Requirements
- Select colors can be used to comply with Los Angeles County, California Title 31 cool roof requirements for steep-sloped residential construction.



CertainTeed products are tested to ensure the highest quality and comply with the following industry standards:

Fire Resistance:
 • UL Class A
 • UL certified to meet ASTM D3018 Type 1

Wind Resistance:
 • UL certified to meet ASTM D3018 Type 1
 • ASTM D3161 Class F

Tear Resistance:
 • UL certified to meet ASTM D3462
 • CSA standard A123.5

Impact Resistance:
 • UL2218 Class 3

Quality Standards:
 • ICC-ES-ESR-1389 & ESR-3537



Scan code for more Landmark PRO information
























Scan code for more Landmark PRO Solaris information

* See warranty for specific details and limitations.



Landmark, shown in Georgetown Gray

COLOR AVAILABILITY

 Georgetown Gray	 Weathered Wood	 Moiré Black
 Thunderstorm Gray	 Terra Cotta	 Burnt Sienna
 Heather Blend	 Painted Desert	 Sunrise Cedar
 Solaris Silver Birch CRRC Product ID 0668-0072	 Solaris Mist White CRRC Product ID 0668-0071	 Solaris Birchwood CRRC Product ID 0668-0084
 Solaris Georgetown Gray CRRC Product ID 0668-0116	 Solaris Weathered Wood CRRC Product ID 0668-0119	 Solaris Graphite CRRC Product ID 0668-0155
 Solaris Moiré Black CRRC Product ID 0668-0129	 Solaris Burnt Sienna CRRC Product ID 0668-0153	 Solaris Heather Blend CRRC Product ID 0668-0117
 Solaris Resawn Shake CRRC Product ID 0668-0118	 Solaris Mojave Tan CRRC Product ID 0668-0115	

LANDMARK®

- Two-piece laminated fiberglass-based construction
- Classic shades and dimensional appearance of natural wood or slate
- Lifetime limited transferable warranty*
- **NailTrak®** extra-wide nailing area for accurate installation
- 10-year SureStart™ protection
- 15-year 110 mph wind-resistance warranty
- Wind warranty upgrade to 130 mph available. CertainTeed starter and CertainTeed hip and ridge required
- CertainTeed Starter and hip and ridge accessory available (see details in back of brochure)
- Select colors can be used to comply with the 2022 California Title 24 Part 6 Cool Roof Requirements
- Select colors can be used to comply with Los Angeles County, California Title 31 cool roof requirements for steep-sloped residential construction.



CertainTeed products are tested to ensure the highest quality and comply with the following industry standards:

Fire Resistance:

- UL Class A
- UL certified to meet ASTM D3018 Type 1

Wind Resistance:

- UL certified to meet ASTM D3018 Type 1
- ASTM D3161 Class F

Tear Resistance:

- UL certified to meet ASTM D3462
- CSA standard A123.5

Quality Standards:

- ICC-ES-ESR-1389 & ESR-3537



Scan code for more Landmark information



Scan code for more Landmark Solaris information

* See warranty for specific details and limitations.





Roof - Highland Slate, shown in Fieldstone
Siding - Cedar Impressions® Double 7" Perfection Shingles, shown in Seagrass

HIGHLAND SLATE®

- Single layer fiberglass-based construction
- Blended shades and dimensional appearance of natural slate
- 8" exposure, 18" x 36" size
- Lifetime limited transferable warranty – residential*
- 50-year limited transferable warranty – group-owned or commercial*
- 15-year **StreakFighter®** algae-resistance warranty
- 10-year SureStart™ protection
- 15-year 110 mph wind-resistance warranty
- Wind warranty upgrade to 130 mph available. CertainTeed starter and CertainTeed hip and ridge required

* See warranty for specific details and limitations.

CertainTeed products are tested to ensure the highest quality and comply with the following industry standards:

Fire Resistance:

- UL Certified to meet ASTM D3018 Type 1
- UL 790 Class A
- ASTM E 108 Class A

Wind Resistance:

- UL 2390/ASTM D 6381 Class H
- ASTM D3161 Class F

Tear Resistance:

- UL Certified to meet ASTM D3462
- CSA Standard A123.5


Wind Driven Rain Resistance:

- Miami-Dade Product Control Acceptance: Please reference www.certainteed.com to determine approved products by manufacturing location.

Quality Standards:

- ICC-ES-ESR-1389 & ESR-3537

COLOR AVAILABILITY



Scan code for more information



Cool Roof Shingles

Landmark PRO, shown in Max Def Heather Blend

THE COLLECTION

CertainTeed's Cool Roof Shingle Collection puts cool roof technology to work for you.

Our advanced roofing granules reflect solar energy and radiant heat far better than traditional roofing shingles, reducing your roof's temperature in the summer.

All are rated by the Cool Roof Rating Council (CRRC) and can be used to comply with the 2022 California Title 24 Part 6 Cool Roof Requirements.

Select colors can be used to comply with Los Angeles County, California Title 31 cool roof requirements for steep-sloped residential construction.



Choose from three spectacular solar shingle line-ups.

GOOD: Landmark®

BETTER: Landmark PRO® and Presidential Shake®

BEST: Landmark® TL and Presidential Shake® TL



Scan code for more Landmark information

Solar Reflectivity (SR), Thermal Emittance (TE) & Solar Reflectance Index (SRI) Data

PRODUCT - COLOR	CRRC Product ID Number	Aged Solar Reflectance	Aged Thermal Emittance	Aged Solar Reflective Index (SRI)	Complies with Cal Title 24 Part 6	Meets L.A. County Title 31
Landmark Solaris® - Birchwood	0668-0084	0.21	0.83	17	YES	NO
Landmark Solaris® - Burnt Sienna	0668-0153	0.20 †	0.92 **	20 †	YES	YES
Landmark Solaris® - Georgetown Gray	0668-0116	0.20	0.92	20	YES	YES
Landmark Solaris® - Graphite	0668-0155	0.21 †	0.91 **	21 †	YES	YES
Landmark Solaris® - Heather Blend	0668-0117	0.20	0.92	20	YES	YES
Landmark Solaris® - Mist White	0668-0071	0.28	0.90	29	YES	YES
Landmark Solaris® - Moiré Black	0668-0129	0.18	0.92	17	YES	NO
Landmark Solaris® - Mojave Tan	0668-0115	0.20	0.90	19	YES	NO
Landmark Solaris® - Resawn Shake	0668-0118	0.20	0.93	20	YES	YES
Landmark Solaris® - Silver Birch	0668-0072	0.27	0.89	28	YES	YES
Landmark Solaris® - Weathered Wood	0668-0119	0.21	0.91	21	YES	YES
Landmark® PRO - Solaris Max Def Burnt Sienna	0668-0154	0.21 †	0.92 **	21 †	YES	YES
Landmark® PRO - Solaris Max Def Georgetown Gray	0668-0122	0.20	0.93	20	YES	YES
Landmark® PRO - Solaris Max Def Heather Blend	0668-0123	0.19	0.94	20	YES	YES
Landmark® PRO - Solaris Max Def Moiré Black	0668-0130	0.18	0.92	17	YES	NO
Landmark® PRO - Solaris Max Def Resawn Shake	0668-0124	0.18	0.93	18	YES	NO
Landmark® PRO - Solaris Max Def Weathered Wood	0668-0125	0.20	0.92	20	YES	YES
Landmark® PRO - Solaris Silver Birch	0668-0072	0.27	0.89	28	YES	YES
Presidential Shake® - Solaris Autumn Blend	0668-0127	0.20	0.93	20	YES	YES
Presidential Shake® - Solaris Charcoal Black	0668-0132	0.19	0.94	20	YES	YES
Presidential Shake® - Solaris Country Gray	0668-0128	0.21	0.92	21	YES	YES
Presidential Shake® - Solaris Shadow Gray	0668-0134	0.19	0.94	20	YES	YES
Landmark® TL - Solaris Country Gray	0668-0149	0.22	0.93	23	YES	YES
Landmark® TL - Solaris Moiré Black	0668-0148	0.20	0.93	20	YES	YES
Landmark® TL - Solaris Platinum	0668-0147	0.21	0.93	22	YES	YES
Presidential Shake® TL - Solaris Autumn Blend	0668-0127	0.20	0.93	20	YES	YES
Presidential Shake® TL - Solaris Charcoal Black	0668-0132	0.19	0.94	20	YES	YES
Presidential Shake® TL - Solaris Country Gray	0668-0128	0.21	0.92	21	YES	YES
Presidential Shake® TL - Solaris Shadow Gray	0668-0134	0.19	0.94	20	YES	YES

† Aged value calculated using the California Title 24 Solar Reflective Index (SRI) Calculation Worksheet

** Indicates Initial Thermal Emittance

Good

LANDMARK® SOLARIS



Solaris Burnt Sienna
CRRC Product ID 0668-0153



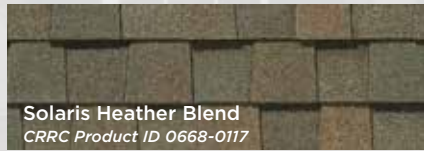
Solaris Birchwood
CRRC Product ID 0668-0084



Solaris Georgetown Gray
CRRC Product ID 0668-0116



Solaris Graphite
CRRC Product ID 0668-0155



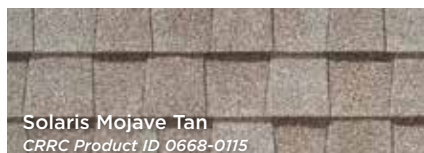
Solaris Heather Blend
CRRC Product ID 0668-0117



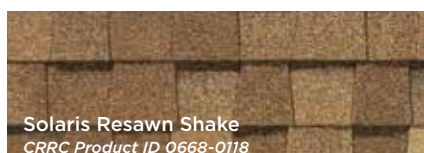
Solaris Mist White
CRRC Product ID 0668-0071



Solaris Moiré Black
CRRC Product ID 0668-0129




Solaris Mojave Tan
CRRC Product ID 0668-0115



Solaris Resawn Shake
CRRC Product ID 0668-0118



Solaris Silver Birch
CRRC Product ID 0668-0072



Solaris Weathered Wood
CRRC Product ID 0668-0119

Better

LANDMARK® PRO



Solaris Max Def Burnt Sienna
CRRC Product ID 0668-0154



Solaris Max Def Georgetown Gray
CRRC Product ID 0668-0122



Solaris Max Def Heather Blend
CRRC Product ID 0668-0123



Solaris Max Def Moiré Black
CRRC Product ID 0668-0130



Solaris Max Def Resawn Shake
CRRC Product ID 0668-0124




Solaris Max Def Weathered Wood
CRRC Product ID 0668-0125



Solaris Silver Birch
CRRC Product ID 0668-0072

PRESIDENTIAL SHAKE®



Solaris Autumn Blend
CRRC Product ID 0668-0127



Solaris Charcoal Black
CRRC Product ID 0668-0132



Solaris Country Gray
CRRC Product ID 0668-0128



Solaris Shadow Gray
CRRC Product ID 0668-0134

Best

LANDMARK® TL



Solaris Country Gray
CRRC Product ID 0668-0149

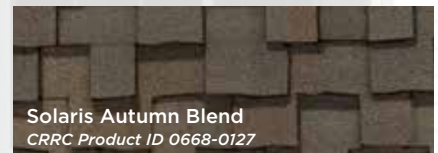


Solaris Moiré Black
CRRC Product ID 0668-0148

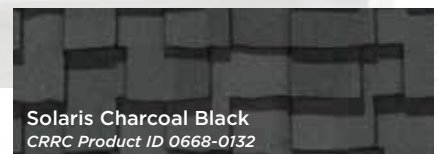


Solaris Platinum
CRRC Product ID 0668-0147


PRESIDENTIAL SHAKE® TL



Solaris Autumn Blend
CRRC Product ID 0668-0127



Solaris Charcoal Black
CRRC Product ID 0668-0132



Solaris Country Gray
CRRC Product ID 0668-0128



Solaris Shadow Gray
CRRC Product ID 0668-0134



Scan code for more Landmark Solaris information



Scan code for more Landmark PRO Solaris information



Scan code for more Presidential Shake Solaris information



Scan code for more Landmark TL Solaris information



Scan code for more Presidential Shake TL Solaris information

HIP AND RIDGE ACCESSORIES



Shadow Ridge®

- Used for hip and ridge capping
- Single-layer coverage for product versatility
- Sealant strip for maximum adherence
- Dimensions are 13 1/4" x 39 3/8", with a 5 5/8" exposure
- Can be used on shingle-over vents or directly over centerline of hip or ridge
- Available in complementary product colors (see individual Roofing Plant Catalogs for color availability)



Shangle® Ridge

- Hip and ridge capping
- Two full layers
- 12" width allows application over standard ridge vents
- Full 8" exposure
- Matches all Grand Manor, Highland Slate and Carriage House colors
- Algae resistant



Cedar Crest®

- Dimensions are (overall) 12" x 36", separated into individual pieces 12" x 12", with an 8" exposure
- Covers 20 lineal feet per bundle
- Matches all Highland Slate colors



Mountain Ridge®

- Fiberglass reinforced SBS modified bitumen
- Five layer design with tri-laminate base
- 10" width
- 8" exposure
- Also available in Solaris colors
- UL 2218 Class 4 Impact Resistant






Color Companion Products™ for Flat Roof Areas

With CertainTeed Flintlastic® SA, you can coordinate flat roof areas like carports, canopies and porches with your main roof. Flintlastic SA is a self-adhering low slope roofing product available in colors that complement some of the most popular CertainTeed shingles.



RATED #1 BY BUILDING & REMODELING PROFESSIONALS



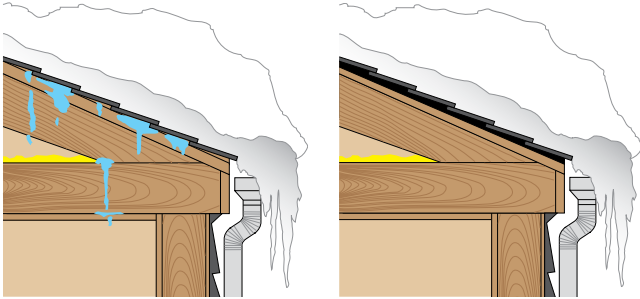
What's behind our #1 rating?

Builders and remodelers across America know certain things to be true of CertainTeed. For starters, we've been in the roofing business for over 100 years. We have thousands of satisfied homeowners. The process of building that satisfaction begins the moment you turn to us.

CertainTeed offers you the broadest range of color and style choices. But you'll see it's not style over substance. You'll get a roof that's made from the highest quality materials and backed by a strong warranty program. It's our promise to you: quality made certain, satisfaction guaranteed.

Underlayment Protection

WINTERGUARD®



When snow and ice melt, trapped water can infiltrate to damage the roof deck and building interior.

WinterGuard is installed under shingled roofing to prevent water damage from ice dams, as well as wind-driven rain.

WinterGuard Sand and WinterGuard Granular are designed for use on roof decks as a waterproofing underlayment beneath shingle, slate and tile roofs to prevent leakage due to water backup from ice dams or wind-driven rain. WinterGuard HT, an advanced waterproofing underlayment, is specially formulated to resist high roof temperatures and is the only WinterGuard product to be warranted for use under metal roofs. WinterGuard is most commonly used in critical areas such as roof eaves, valleys and low-slope applications.

WinterGuard is classified by Underwriters Laboratories (UL) to be a suitable underlayment for use in any UL Class A, B or C fire rated shingle system, and it is manufactured to meet ASTM D1970.

WINTERGUARD® METAL

WinterGuard Metal self-adhering underlayment has a tough, tear-resistant film on its top surface that will not scratch roofing metal applied over it. The adhesive bottom surface of WinterGuard Metal is protected with a disposable silicone-coated release film, which is split longitudinally down the middle for easier application. Manufactured to meet ASTM D1970.

For specific details and limitations, refer to the actual product warranties.

DIAMONDDECK®

DiamondDeck is a synthetic, scrim-reinforced, water-resistant underlayment that can be used beneath shingle, shake, metal, or slate roofing. It is manufactured to provide best-in-class performance in terms of both weather protection and contractor safety. 10-square roll (4-foot wide and 250-foot long) is easier to handle and faster to apply than standard felt rolls.

ROOFRUNNER®

Lightweight synthetic polymer-based underlayment outperforms felt and outclasses other synthetics. Designed for use on roof decks as a water-resistant layer beneath asphalt roofing shingles, this scrim-reinforced underlayment includes a special top surface treatment that provides excellent slip resistance, even when wet. Large roll size - 4 ft wide x 250 ft long - speeds application.



SureStart™ Protection

Because CertainTeed roofing products are manufactured to the highest quality standards, we confidently include the additional assurance of SureStart™ protection with all CertainTeed shingles. SureStart provides the strongest protection you can get in the vital early years after your new roof has been installed.

Simply put, if a manufacturing defect is discovered during the SureStart period, CertainTeed will provide reimbursement of 100% of the cost of the shingles and labor to repair the defective shingles or apply new shingles to replace the defective shingles.

See actual warranty for details and limitations.

Lifetime Limited Warranty Shingles Coverage	3-STAR Protection 20 years	4-STAR Protection 50 years*	5-STAR 10 Protection 50 years**	5-STAR 25 Protection 50 years**
Materials & Labor	✓	✓	✓	✓
Tear-off	✓	✓	✓	✓
Disposal		✓	✓	✓
Workmanship			✓***	✓****

NOTE: XT™25 shingles carry 10 years with 3-STAR, 20 years with 4-STAR Coverage and 25 years with 5-STAR Coverage, including the features as indicated above.

Fully transferable for 10 years with 3-STAR Coverage, 12 years with 4-STAR Coverage, and 15 years with 5-STAR Coverage.

*Applies to single-family detached houses. Duration for all other types of structures is limited to 25 years.

**Applies to single-family detached houses. Duration for all other types of structures is limited to 30 years.










***Workmanship is covered for 10 years.

****Workmanship is covered for 25 years.

Low-Slope Roof Sections: If a project being roofed with CertainTeed shingles has a low-slope section 1,000 square feet (10 squares) or less using our Flintlastic® SA modified asphalt self-adhered roof system, or our SMARTCOAT™ liquid-applied roof restoration systems, installed by a CertainTeed Commercial Credentialed contractor, SureStart Plus extends FULL coverage for the duration of the low-slope warranted period, depending on the level of protection you choose. Residential shingles must be a minimum of one and a half times (1.5X) the amount of flat roof submitted. See Low-Slope Residential Limited Warranty for system requirements and warranty durations.



SELECTION GUIDE

		Shingle Construction and Description	Available in Solaris Cool Roof	UL Class A Fire Resistance Rating	UL Certified to Meet ASTM D3462	UL Certified to Meet ASTM D3018 Type 1	UL 2218 Impact Resistance Rating	ASTM D3161 Wind Resistance	Conforms To CSA Standard A123.5
LUXURY SHINGLES									
Presidential Shake TL		Three-piece laminated fiberglass construction; Distinctive sculpted, rustic look	✓	✓	✓	✓		Class A	✓
Presidential Shake		Two-piece laminated fiberglass construction; Distinctive sculpted, rustic look	✓	✓	✓	✓		Class F, 110 mph	✓
Grand Manor		Two full-size, fiberglass-based shingles with randomly applied tabs; Authentic depth and dimension of natural slate; Virtual five-layer coverage when applied		✓	✓	✓		Class F, 110 mph	✓
Carriage House		Two full-size, fiberglass-based shingles; Unique chamfered cut for scalloped appearance; Four-layer coverage when applied		✓	✓	✓		Class F, 110 mph	✓
Landmark TL		Three-piece laminated fiberglass construction; Rustic appearance of hand-split wood shakes	✓	✓	✓	✓		Class F, 110 mph	✓
DESIGNER SHINGLES									
Landmark Premium		Two-piece laminated fiberglass-based construction; Classic shades and dimensional appearance of natural wood or slate		✓	✓	✓		Class F, 110 mph	✓
Landmark PRO		Two-piece laminated fiberglass-based construction; Classic shades and dimensional appearance of natural wood or slate	✓	✓	✓	✓	Class 3	Class F, 110 mph	✓
Landmark		Two-piece laminated fiberglass-based construction; Classic shades and dimensional appearance of natural wood or slate	✓	✓	✓	✓		Class F, 110 mph	✓
Highland Slate		Single layer fiberglass-based construction; Blended shades and dimensional appearance of natural slate		✓	✓	✓		Class F, 110 mph	✓

ICC-ES ESR-1389 & ESR-3537	Limited Transferable Warranty Against Manufacturing Defects On Residential Applications <small>*50-Year on Group-owned or Commercial Applications</small>	StreakFighter algae-resistance Warranty <small>(where available)</small>	SureStart Protection	Wind-Resistance Warranty <small>Upgraded wind warranty available. See warranty for details and limitations</small>	Shingle Size	Bundles Per Square
✓	Lifetime*	15-year <small>(where available)</small>	10-year	15-year 110 mph **	14 1/4" x 40" 4" Exposure	6
✓	Lifetime*	15-year <small>(where available)</small>	10-year	15-year 110 mph **	14 1/4" x 40" 4" Exposure	5
✓	Lifetime*	15-year	10-year	15-year 110 mph **	18" x 36" 8" Exposure	5
✓	Lifetime*	15-year	10-year	15-year 110 mph **	18" x 36" 8" Exposure	5
✓	Lifetime*	15-year <small>(where available)</small>	10-year	15-year 110 mph **	13 1/4" x 40" 5 5/8" Exposure	4
✓	Lifetime*		10-year	15-year 110 mph **	13 1/4" x 38 3/4" 5 5/8" Exposure	4
✓	Lifetime*		10-year	15-year 110 mph **	13 1/4" x 38 3/4" 5 5/8" Exposure	3
✓	Lifetime*		10-year	15-year 110 mph **	13 1/4" x 38 3/4" 5 5/8" Exposure	3
✓	Lifetime*	15-year	10-year	15-year 110 mph **	18" x 36" 8" Exposure	3

** Wind warranty upgrade to 130 mph available. CertainTeed starter and CertainTeed hip and ridge required.

High-Performance Starter

Starter Course shingle specifically for use with Grand Manor and Highland Slate—and the only approved installation alternative to using the shingles themselves.

- 10" x 36", 102 lineal ft. per bundle, 34 shingles per bundle
- Provides labor and cost savings by not cutting shingles
- Dual sealant strip for increased wind resistance
- Better look with straight factory-cut eave edge

Presidential Starter

Required for Presidential Shake TL and Presidential Shake applications.

- 13 1/4" x 40" (required double layer), 36.5 lineal ft. per bundle (based on 2-layer application), 22 shingles per bundle.
- Two layers of straight factory-cut eave edge
- Available in the entire Presidential Shake TL and Presidential Shake color line
- Assures Class A fire rating
- Saves significant installation time

CertainTeed Swiftstart®

CertainTeed Swiftstart metric starter shingle is designed specifically for use with CertainTeed Landmark Series shingles. Rather than cutting expensive field shingles to use as starters, you can save time and money by starting with Swiftstart.

- Code-compliant, meets min. 2" headlap requirement for metric shingles; many competing products do not
- Each 18-piece bundle covers 116 lineal ft.
- Recommended for use to obtain enhanced warranties

Shangle® Ridge

- Hip and ridge for Grand Manor, Carriage House and Highland Slate; 10 lineal ft. per bundle; 15 shingles per bundle

Shadow Ridge®

- Hip and ridge for Landmark TL and Landmark Series; 45 lineal ft. per bundle; 24 shingles per bundle

Cedar Crest®

- Hip and ridge for Highland Slate; 20 lineal ft. per bundle

Mountain Ridge®

- Hip and ridge for Presidential TL, Presidential Shake, Landmark TL, and Landmark Series.
UL 2218 Class 4 Impact Resistant

Ventilation

- CertainTeed Ridge Vent 9" filtered Class A
- CertainTeed Ridge Vent 9" filtered
- CertainTeed Ridge Vent 7" filtered Class A
- CertainTeed Ridge Vent 12" filtered
- CertainTeed Intake Vent filtered
- CertainTeed Rolled Ridge Vent filtered

With a **portfolio of commercial and residential roofing products** and quality standards that lead the industry, you can rest easily knowing CertainTeed has you covered.



Residential



Residential Accessories



Solar



Commercial



Commercial Accessories



Liquid-Applied Roofing

learn more at:
certainteed.com/roofing

Products available in areas shown



CertainTeed

CEILINGS • DECKING • FENCE • GYPSUM • INSULATION • RAILING • ROOFING • SIDING • TRIM
 20 Moores Road, Malvern, PA 19355 Professional: 800-233-8990 Consumer: 800-782-8777 certainteed.com

©01/23 CertainTeed, Printed in the USA, Code No. 00-00-258-US-EN Rev. 02/23