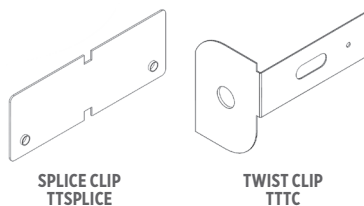


The Terminus Drywall Trim system provides an extruded aluminum channel trim for perimeter treatments of suspended drywall ceilings.

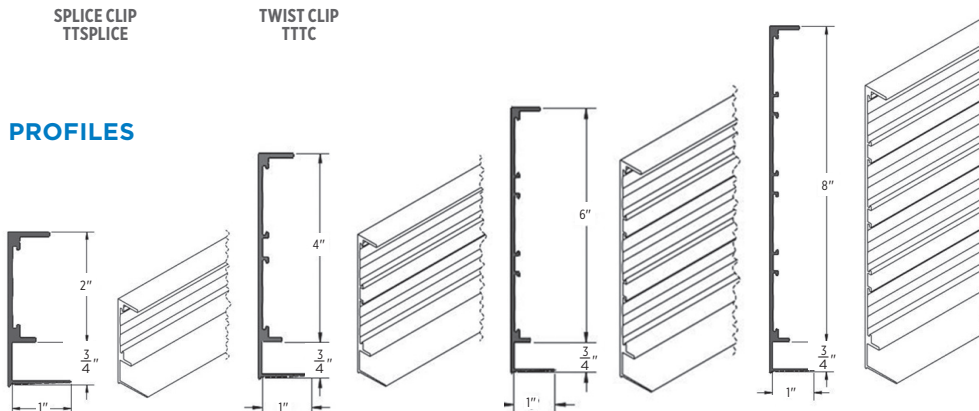
FEATURES AND BENEFITS

- Designed for use with 1/2" and 5/8" drywall
- Sturdy one-piece extruded aluminum available in straight or curved options (Face-In or Face-Out)
- Available in four standard profile heights (2"-8") with factory-mitered corner kits
- Available in Standard White and Black. Additional color options are offered through our Post-Paint process. See the Visual Options - Suspension Systems page for color option details.

SYSTEM COMPONENTS



PROFILES



LEED® v4

RECYCLED CONTENT	45%	
	PRE: 11%	POST: 34%

- ✓ MR: PBT Source Reduction (Healthcare)
- ✓ MR: Sourcing Raw Materials
- ✓ MR: Environmental Product Declaration (EPDs)
- ✓ MR: Construction and Demolition Waste Management Planning

LEED® is a registered trademark of the U.S. Green Building Council.

CERTIFICATIONS & PRODUCT DECLARATIONS



EPD AVAILABLE

TERMINUS DRYWALL PERIMETER TRIM

TERMINUS DRYWALL	DESCRIPTION	COLOR	LENGTH (IN)	HEIGHT (IN)	FACE (IN)	RECYCLED CONTENT PRE*	RECYCLED CONTENT POST*	RECYCLED CONTENT TOTAL*
DRYWALL STRAIGHT								
TTDW-2 WHT	2" Drywall Terminus Cloud Perimeter Trim	White	120"	2.688"	1"	11%	34%	45%
TTDW-4 WHT	4" Drywall Terminus Cloud Perimeter Trim	White	120"	4.688"	1"	11%	34%	45%
TTDW-6 WHT	6" Drywall Terminus Cloud Perimeter Trim	White	120"	6.688"	1"	11%	34%	45%
TTDW-8 WHT	8" Drywall Terminus Cloud Perimeter Trim	White	120"	8.688"	1"	11%	34%	45%
DRYWALL CURVED								
TTDWR-2	Curved 2" Drywall Terminus Cloud Perimeter Trim	White	120"	2.688"	1"	11%	34%	45%
TTDWR-4	Curved 4" Drywall Terminus Cloud Perimeter Trim	White	120"	4.688"	1"	11%	34%	45%
TTDWR-6	Curved 6" Drywall Terminus Cloud Perimeter Trim	White	120"	6.688"	1"	11%	34%	45%
TTDWR-8	Curved 8" Drywall Terminus Cloud Perimeter Trim	White	120"	8.688"	1"	11%	34%	45%
DRYWALL CORNERS								
TTDWCKI-2 WHT	2" Drywall Inside Corner	White	2"	2.688"	1"	11%	34%	45%
TTDWCKO-2 WHT	2" Drywall Outside Corner	White	2"	2.688"	1"	11%	34%	45%
TTDWCKI-4 WHT	4" Drywall Inside Corner	White	2"	4.688"	1"	11%	34%	45%
TTDWCKO-4 WHT	4" Drywall Outside Corner	White	2"	4.688"	1"	11%	34%	45%
TTDWCKI-6 WHT	6" Drywall Inside Corner	White	2"	6.688"	1"	11%	34%	45%
TTDWCKO-6 WHT	6" Drywall Outside Corner	White	2"	6.688"	1"	11%	34%	45%
TTDWCKI-8 WHT	8" Drywall Inside Corner	White	2"	8.688"	1"	11%	34%	45%
TTDWCKO-8 WHT	8" Drywall Outside Corner	White	2"	8.688"	1"	11%	34%	45%

*Maximum recycled content. Recycled content varies by manufacturing plant.
 All pieces include splices and twist clips for installation. Additional splices and twist clips available for order.
 Curves are limited to 24" radius face in. Face out curves are limited to 168" radius.
 Black and Ecophon Colors are available. Additional colors are available upon request. Custom lengths available upon request.
 Additional angled corners available upon request.

PHYSICAL DATA

MATERIAL

Extruded aluminum

FACE DIMENSION

1"

PROFILE HEIGHT

Profile dependent

WARRANTY

10-year Limited Suspension Systems warranty increases to 15 years when installed with CertainTeed ceiling panels. Full warranty information can be found at certainteed.com/warranty.



TERMINUS DRYWALL PERIMETER TRIM

VISUAL OPTIONS — SUSPENSION SYSTEMS

ACOUSTICAL AND DRYWALL SUSPENSION SYSTEMS AND TERMINUS TRIM

Our newly expanded post-paint process allows for any CertainTeed Suspension System product to be painted in a variety of new colors, matching all CertainTeed colors along with any Sherwin-Williams® colors requested by the customer. We can also match any color if a color sample is provided.

CERTAINTEED STANDARD

Standard White	Oyster (OYT)	White Wash (WIIW)	Cream (CRE)	Blondewood (BLW)	Beige Breeze (BEB)	Wet Clay (WEC)	Tan (TAN)	Medium Bronze (MBR)	Dark Bronze (DBR)
Platinum (PLT)	Haze (HAZ)	Adobe (ADB)	Silver Satin (SSA)	Gun Metal Grey (GMG)	Silver Lining (SIL)	Silver Gray (SGR)	Black (BLK)		

ECOPHON®

White (STW)	Scallop Shells (SCS)	Peach Rose (PER)	Goji Berry (GOB)	Ruby Rock (RRK)	Wet Sand (WTS)	Morning Drizzle (MDL)	Silent Steam (SSM)	Ocean Storm (OSM)	Moonlight Sky (MLS)
Sage Garden (SAG)	Eucalyptus Leaf (EUL)	Highland Fog (HFG)	Fresh Clover (FCL)	Summer Forest (SUF)	Golden Field (GFD)	Sunset Heat (STH)	Cloudy Day (CLD)	Volcanic Ash (VOA)	Silver Stone (SST)
Silk Slate (SSL)	Dark Diamond (DDD)								

TECHSTYLE COLOR

White (TWT)	Ivory (IVY)	Natural Linen (NAL)	Oyster (TOY)	Concrete (CON)	Otter Brown (OTB)	Foothills (FTH)	Warm Stone (STO)	Sky Blue (SKY)	Slate Blue (SBL)
Sunglow (SUN)	Evergreen (EVE)	Coal (COA)							

TECHSTYLE WOOD

Woodrow 1030 (WOD)	Olmo Rigato 1105 (OMR)	Grey Barnwood Cedar 1002 (GBC)	Oakwood 1568 (OKW)	Fonthill Cherry 1073 (FCH)	Light Pecan 1037 (LPC)
Northwest Mountain Hemlock 1183 (NMH)	Odenwald Walnut 1056 (ODW)	Hardrock Maple 1144 (HRM)	American Cherry 1019 (AMC)	Montreux Oak 1006 (OAK)	Walnut 1034 (WAL)



For Special color options, contact your local sales representative.

The colors shown have been reproduced with all the fidelity possible with commercial printing processes. Also, a specific color may appear different on one class of product than another.

TECHSTYLE FELT

Ginger (GIN)	Moonscape (MOO)	Peppercorn (PEP)	Natural (NTR)	Atlantic Gray (ATG)

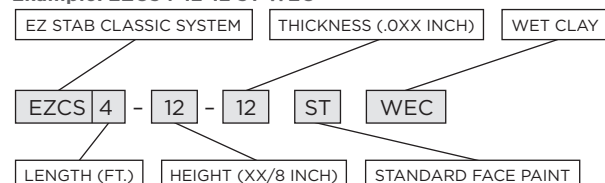
METAL CEILINGS

When placing an order for either Standard or Special colors, please use the following naming process proceeding each catalog code:

Standard face paint: ST + 3-letter color code
Standard 360 paint: 3T + 3-letter color code
Special face page: SP + 3-letter color code
Special 360 paint: 3P + 3-letter color code

Example: EZCS4-12-12 ST WEC

Example: EZCS4-12-12 ST WEC



CertainTeed **ARCHITECTURAL**

METAL • WOOD • FELT • FIBERGLASS & MINERAL FIBER • GYPSUM • SUSPENSION & INTEGRATED SYSTEMS
20 Moores Road, Malvern, PA 19355 800-233-8990 certainteed.com/architectural

© 10/22 CertainTeed, Printed in the USA, Code No. 11-11-1419-US-EN