



Brushton-Moira Central School District, Brushton, NY / Photo: © Gene Avallone

Enhance your open space ceiling design with this line of versatile wood canopies. Flat, curved, rectangular, and rhombus formations available with flexible hanger wire installation to allow for adjustable heights, layers, or angles.

FEATURES AND BENEFITS

- Nominal Canopy Sizes:
 - Lengths from 48" up to 120"
 - Widths from 24" up to 48"
- Available in three configurations: Concave, Convex, and Flat
- Support the reflection and deflection of sound
- Add a unique three-dimensional aesthetic to open plenum spaces
- Design from our veneer and finish library or specify a custom veneer, finish, or paint color to match project elements
- Installation components required for your project are included when you work with our Technical Sales Specialists through design, quoting, and ordering

ATTRIBUTES



CUSTOMIZATION
AVAILABLE



FIRE RATING:
CLASS A
PER ASTM E84
AND CAN/ULC-S102

LEED® v4

RECYCLED CONTENT

up to 80%

- ✓ EQ: Low-Emitting Materials (EQc) ¹
- ✓ MR: Regional Materials (MR Credits) ²
- ✓ MR: Recycling (MRc) ³
- ✓ MR: Raw Materials Sourcing (MRp2) ⁴

¹ CertainTeed Wood Ceiling and Wall products meet General Emissions Evaluation per the CDPH standard; v1.2 2017

² 200% credit if project with 100 miles of manufacturing site

³ Wood products are recyclable and can be diverted from landfills and incinerators through recycling, recovery, reuse, or salvage

⁴ Ask about FSC® availability (FSC-C151918)

LEED® is a registered trademark of the U.S. Green Building Council.

CERTIFICATIONS & PRODUCT DECLARATIONS



FSC® AVAILABLE
ON REQUEST








LOW-EMITTING
MATERIALS / LOW VOC
(CDPH/EHLB/
STANDARD METHOD
VERSION 1.2, 2017)

COLORS AND FINISHES






A wide variety of veneer species, cuts, and matches are available. Additional custom materials and color matching are also available upon request. Actual shades or grains may vary; request a sample for more accurate finish portrayal. Solid wood and veneer species are shown with a clear finish and top coat. The three character species code is followed by the single character finish code. For example: Plain Slice Maple (WPL) in Patina finish (A) is VMPA. Species below shown with clear finish (O).

STANDARD VENEERS






Plain Slice Veneers

				
Plain Slice Natural Cherry (VPCO)	Plain Slice Maple (VMP0)	Plain Slice Red Oak (VPR0)	Plain Slice White Oak (VP00)	Plain Slice Walnut (VPW0)

Quartered and Rift Cut Veneers





				
Quartered Cherry (VQC0)	Quartered Maple (VQM0)	Rift Cut Red Oak (VRR0)	Rift Cut White Oak (VR00)	Quartered Walnut (VQW0)

Reconstituted Quartered Veneers*

				
Quartered Cherry (RRC0)	Quartered Maple (RMC0)	Quartered Blonde (RQB0)	Quartered Oak (RRO0)	Quartered Walnut (RWN0)

* Engineered from natural wood to deliver a uniform appearance across an installation

Standard Veneer Species and Finish Combinations

			
Plain Slice Maple Patina (VMPA)	Plain Slice Cherry Auburn (VPCH)	Plain Slice Cherry Merlot (VPCI)	Plain Slice Walnut Coffee (VPWC)

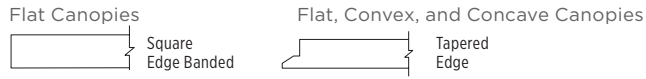


Additional veneer species, stains, color matching and finishes are available upon request. Please see catalog for more options or contact your local sales representative to get started.

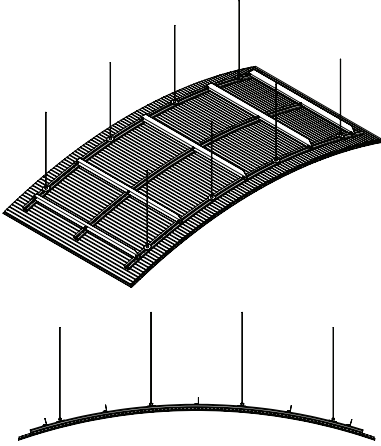
DIMENSIONAL OPTIONS

Nominal Canopy Sizes:
Lengths from 48" up to 120"
Widths from 24" up to 48"

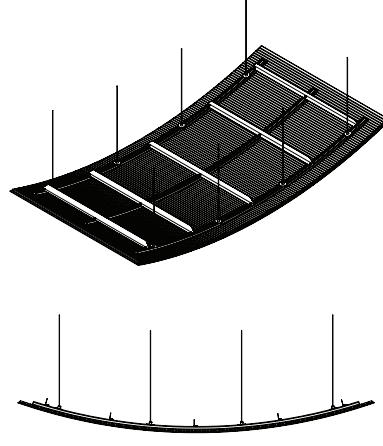
EDGE DETAILS



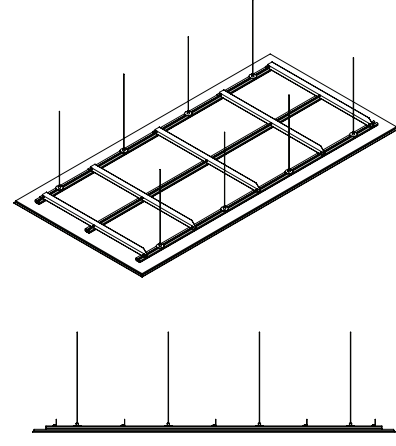
Concave Rectangle (ER)



Convex Rectangle (XR)



Flat Rectangle (FR)



STANDARD PRODUCT CONFIGURATIONS

		NOMINAL WIDTH (in.)	NOMINAL LENGTH (in.)	EDGE DETAIL
INDEPENDENTLY SUSPENDED CANOPIES				
CONCAVE RECTANGLE	700SER	36"	72"	Tapered Edge
	7020ER	48"	96"	Tapered Edge
CONVEX RECTANGLE	7015FR	36"	72"	Tapered Edge
	7030FR	48"	96"	Tapered Edge
FLAT RECTANGLE	7010XR	36"	72"	Square (Edge Banded)
	7025XR	48"	96"	Square (Edge Banded)

UNDERSTANDING ITEM NUMBERS

To specify or order a specific product, include the 4- digit Item Number followed by the 2-character Configuration Code and the 2-character Color Code.

Example: To order a 36" x 72" concave rectangle in Plain Slice Cherry Clear Finish, specify **7005 ER VPCO**

Item number ↓ Color Code
Configuration Code

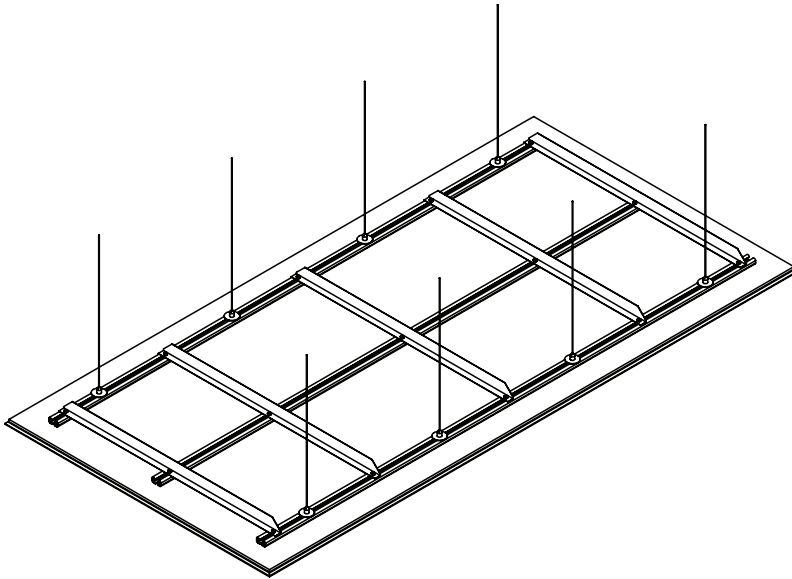
STANDARD TRIMS AND ACCESSORIES

INSTALLATION ACCESSORIES	PRODUCT NAME	COLOR	USE
	HW-CABLE KIT	Canopy Hanging Kit	For suspending the canopy from the deck or ceiling above; six (6) hanging kits per 36" x 72" panel, eight (8) hanging kits per 48" x 96" panel; each kit includes 120" long, 3/32" thick aircraft cable and hardware to connect to canopy; method of attachment to the structure of any accessory is provided by others
	C-101	3" Alignment Splice Plates	For connecting two or more canopies into connected free-hanging units; minimum two (2) splice plates required per connection; order by piece as required for installation
	1015T4___	4" x 96" x 3/4" Trim	Veneer Finishes For Flat Canopies Only: 4" perimeter trim; each 96" trim piece includes one (1) 3" Alignment Splice Plate (C-101) and four (4) 90 Degree Perimeter Trim Brackets (C-116) for trim installation
	1025T6___	6" x 96" x 3/4" Trim	Veneer Finishes For Flat Canopies Only: 6" perimeter trim; each 96" trim piece includes one (1) 3" Alignment Splice Plate (C-101) and four (4) 90 Degree Perimeter Trim Brackets (C-116) for trim installation
	1005T8___	8" x 96" x 3/4"	Veneer Finishes For Flat Canopies Only: 8" perimeter trim; each 96" trim piece includes one (1) 3" Alignment Splice Plate (C-101) and four (4) 90 Degree Perimeter Trim Brackets (C-116) for trim installation*

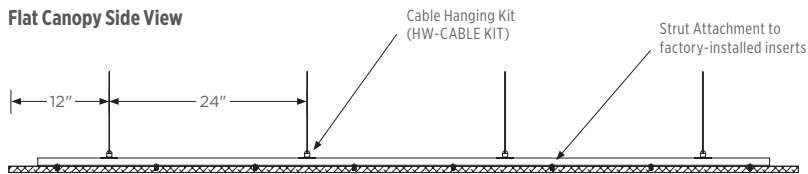
* Alternate suspension system mounted trim installation with Perimeter Clips (CTSPC-2) available, consult with your Technical Sales Specialist or Project Manager for more information

INSTALLATION EXAMPLES

Flat Rectangle (FR)



Flat Canopy Side View



PHYSICAL DATA

MATERIAL

Fire-retardant composite wood

WEIGHT

3.0 - 4.0 lbs./sq. ft. (typical system weight)
Varies by Configuration

FIRE CLASS

ASTM E84 (Class A) and CAN/ULC-S102
Flame Spread: 25 or less
Smoke Developed: 50 or less

SEISMIC INSTALLATION

See installation details for seismic area installation information.

APPLICATION CONSIDERATIONS

Wood panels must be acclimatized for 72 hours prior to installation. Maintain relative humidity between 25% and 55% and temperature between 50°F and 86°F (10°C and 30°C) for the life of the product.

Wood is a natural material with varying grain and color characteristics. Characteristics may vary from panel to panel. For a more uniform appearance, consider reconstituted veneer options.

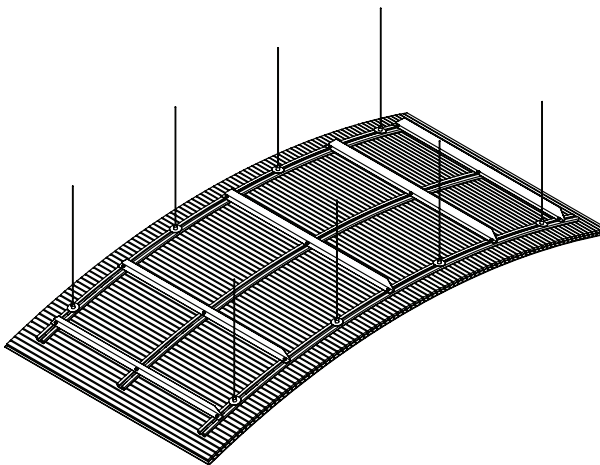
VISUAL CONSIDERATIONS

Surface Finish: clear or tinted topcoat with 20% sheen

WARRANTY

Full warranty information can be found at certainteed.com/warranty.

Concave Rectangle (ER)



Convex Rectangle (XR)

