

ROOFING SELECTION GUIDE

Luxury, Designer & Traditional Roofing Shingles



NOTE: Due to limitations of printing reproduction, CertainTeed can not guarantee the identical match of the actual product color to the graphic representations throughout this publication.



You
know it
when you
see it.

It's not just a roof.
It's a CertainTeed roof.

Quality. Durability. Style. Color.

When you select a roof for your home, there's a lot to consider.

That's when a roof becomes more than just a roof. The same way a home is more than just a house.

You want the best for your home and everything in it.

So why guess,
when you can be Certain?

CertainTeed
SAINT-GOBAIN

Landmark, shown in Cinder Black

Insist upon the

Integrity Roof System™



and get the ultimate in roof performance!



A superior roof is stronger than the sum of its parts

Your roof should do more than shield the elements. It should protect your home, and more importantly, everything you care about.

The Integrity Roof System is designed to provide optimum performance, day after day, year after year. It's a full suite of roofing components engineered to complement each other and create an active defense against whatever gets in your home's way.

After all, the Integrity Roof System is backed by the power of CertainTeed – and better-quality components means you've got a roof system built to protect against even the most extreme conditions.

1. Waterproofing Underlayment

Waterproofing shingle underlayment prevents leaks from wind-driven rain and ice dams

2. Water-Resistant Underlayment

High-performance underlayment provides a water-resistant layer over the roof deck and a secondary barrier against leaks

3. Starter Shingles

Perfect starts every time and designed to work in tandem with the roof shingles above

4. Roof Shingles

Choose the best, covered by the strongest warranty in the business

5. Hip & Ridge Caps

Perfect finish for hip and ridge lines, complementing all CertainTeed shingles

6. Roof Ventilation

Engineered for ideal roof ventilation especially when matched with CertainTeed Intake Vents



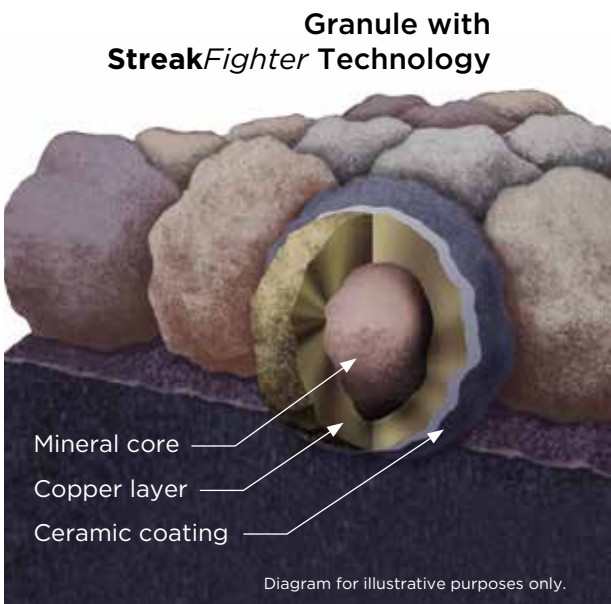
Technology that protects the beauty of your roof and strengthens its performance.

StreakFighter®

Algae Resistance

THE ULTIMATE IN STAIN PROTECTION.

Those streaks you see on other roofs in your neighborhood? That's algae, and it's a common eyesore on roofing throughout North America. CertainTeed's StreakFighter technology uses the power of science to repel algae before it can take hold and spread. StreakFighter's granular blend includes naturally algae-resistant copper, helping your roof maintain its curb appeal and look beautiful for years to come.



ClimateFlex®

All-Weather Application

Outstanding durability. Featuring the latest advances in polymer science, CertainTeed's **ClimateFlex** technology works at a molecular level to make shingles strong and pliable. The rubber-like qualities of the **ClimateFlex** asphalt formula provides each shingle with improved hail resistance, cold-weather flexibility, and granule adhesion.

| | | | |
|--|--|--|--|
|  |  |  |  |
|  POLYMER-BLENDED ASPHALT |  ENHANCED PROTECTION |  EXTREME ENDURANCE |  INVESTING IN THE LONG-TERM |
| Deeper-embedded granules with greater adhesion vs. standard asphalt, helping prevent UV damage | Highest industry-rated impact protection against hail & other weather-related impacts | Allows for easier cold-weather installation and greater weathering endurance than standard asphalt shingles | Enhanced leak protection and peace of mind with a Lifetime Limited Warranty, which may qualify your home for insurance discounts |

NailTrak[®]

Fast, Accurate, Visible

The new and improved **NailTrak** nailing line, a feature on CertainTeed designer shingles.

Now **NailTrak** is brighter than ever before, with high-visibility lines that stand out whether it's daybreak or dusk.

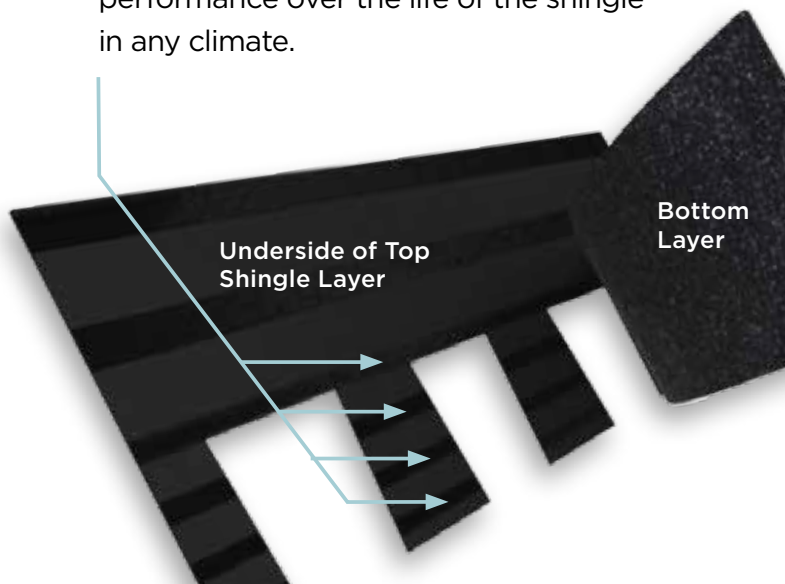
NailTrak removes the guesswork with three separately defined lines, creating a large area to guide your nailing and a smaller area for extreme steep-slope applications.



QuadraBond[®]

Advanced Layering


CertainTeed's specially formulated adhesive adheres shingle layers at four points, more than any other manufacturer. This superior bond provides greater protection against shingle delamination to maximize performance over the life of the shingle in any climate.



CertaSeal[®]

Uplift Protection

CertaSeal[®] is a fast-activating modified asphalt sealant with a 20-year record of proven performance. Designed to seal shingles together upon installation, it protects roofs from wind uplift and shingle blow-off so that homes stay safe and dry. It's also engineered to remain flexible after installation, unlike harder sealants that can dry out and crack over time.



Luxury Shingles

Luxury shingles are the highest-quality laminated shingles available, offering a differentiated appearance or functionality that exceeds designer shingles. Apart from offering premium protection for weathering, luxury shingles provide stunning visuals, presenting the highest quality, coloration, and dimensionality. These products offer the most realistic representation of old-world wood shake and quarried slate roofing.





Presidential Shake TL, shown in Charcoal Black

PRESIDENTIAL SHAKE® TL

- Three-piece laminated fiberglass construction
- Distinctive sculpted, rustic look
- Lifetime limited transferable warranty – residential*
- 50-year limited transferable warranty – group-owned or commercial*
- 15-year **StreakFighter**® algae-resistance warranty
- 10-year SureStart™ protection
- 15-year 110 mph wind-resistance warranty
- Wind warranty upgrade to 130 mph available. CertainTeed starter and CertainTeed hip and ridge required
- Presidential Starter (required) and hip and ridge accessory available (see details in back of brochure)

* See warranty for specific details and limitations.

CertainTeed products are tested to ensure the highest quality and comply with the following industry standards:

Fire Resistance:

- UL Class A
- UL certified to meet ASTM D3018 Type 1

Wind Resistance:

- UL certified to meet ASTM D3018 Type 1
- ASTM D3161 Class F

Tear Resistance:

- UL certified to meet ASTM D3462
- CSA standard A123.5


Wind Driven Rain Resistance:

- Miami-Dade Product Control Acceptance: Please reference www.certainteed.com to determine approved products by manufacturing location.

Quality Standards:

- ICC-ES-ESR-1389 & ESR-3537

COLOR AVAILABILITY



Scan code for
more information



Presidential Shake, shown in Aged Bark


COLOR AVAILABILITY



Aged Bark



Autumn Blend



Charcoal Black



Country Gray



Shadow Gray

PRESIDENTIAL SHAKE®

- Two-piece laminated fiberglass construction
- Distinctive sculpted, rustic look
- Lifetime limited transferable warranty – residential*
- 50-year limited transferable warranty – group-owned or commercial*
- 15-year **StreakFighter®** algae-resistance warranty
- 10-year SureStart™ protection
- 15-year 110 mph wind-resistance warranty
- Wind warranty upgrade to 130 mph available. CertainTeed starter and CertainTeed hip and ridge required
- Presidential Starter (required) and hip and ridge accessory available (see details in back of brochure)

* See warranty for specific details and limitations.

CertainTeed products are tested to ensure the highest quality and comply with the following industry standards:

Fire Resistance:

- UL Class A
- UL certified to meet ASTM D3018 Type 1

Wind Resistance:

- UL certified to meet ASTM D3018 Type 1
- ASTM D3161 Class F

Tear Resistance:

- UL certified to meet ASTM D3462
- CSA standard A123.5

Wind Driven Rain Resistance:

- Miami-Dade Product Control Acceptance: Please reference www.certainteed.com to determine approved products by manufacturing location.

Quality Standards:

- ICC-ES-ESR-1389 & ESR-3537




Scan code for
more information



Grand Manor, shown in Brownstone

COLOR AVAILABILITY




Black Pearl




Brownstone



Colonial Slate



Gatehouse Slate




Georgian Brick



Sherwood Forest



Stonegate Gray



Weathered Wood

GRAND MANOR®

- Two full-size, fiberglass-based shingles with randomly applied tabs
- Authentic depth and dimension of natural slate
- Virtual five-layer coverage when applied
- Lifetime limited transferable warranty – residential*
- 50-year limited transferable warranty – group-owned or commercial*
- 15-year **StreakFighter®** algae-resistance warranty
- 10-year SureStart™ protection
- 15-year 110 mph wind-resistance warranty
- Wind warranty upgrade to 130 mph available. CertainTeed starter and CertainTeed hip and ridge required
- High-Performance Starter and hip and ridge accessory available (see details in back of brochure)

* See warranty for specific details and limitations.

CertainTeed products are tested to ensure the highest quality and comply with the following industry standards:

Fire Resistance:

- UL Class A
- UL certified to meet ASTM D3018 Type 1

Wind Resistance:

- UL certified to meet ASTM D3018 Type 1
- ASTM D3161 Class F

Tear Resistance:

- UL certified to meet ASTM D3462
- CSA standard A123.5

Wind Driven Rain Resistance:

- Miami-Dade Product Control Acceptance: Please reference www.certainteed.com to determine approved products by manufacturing location.

Quality Standards:

- ICC-ES-ESR-1389 & ESR-3537



Scan code for more information

COLOR AVAILABILITY

Black Pearl

Brownstone

Colonial Slate

Gatehouse Slate

Georgian Brick

Sherwood Forest

Stonegate Gray

Victorian Blue



Carriage House, shown in Stonegate Gray

CARRIAGE HOUSE®

- Two full-size, fiberglass-based shingles
- Unique chamfered cut for scalloped appearance
- Four-layer coverage when applied
- Lifetime limited transferable warranty – residential*
- 50-year limited transferable warranty – group-owned or commercial*
- 15-year **StreakFighter®** algae-resistance warranty
- 10-year SureStart™ protection
- 15-year 110 mph wind-resistance warranty
- Wind warranty upgrade to 130 mph available. CertainTeed starter and CertainTeed hip and ridge required
- Hip and ridge accessory available (see details in back of brochure)

* See warranty for specific details and limitations.

CertainTeed products are tested to ensure the highest quality and comply with the following industry standards:

Fire Resistance:

- UL Class A
- UL certified to meet ASTM D3018 Type 1

Wind Resistance:

- UL certified to meet ASTM D3018 Type 1
- ASTM D3161 Class F

Tear Resistance:

- UL certified to meet ASTM D3462
- CSA standard A123.5

Wind Driven Rain Resistance:

- Miami-Dade Product Control Acceptance: Please reference www.certainteed.com to determine approved products by manufacturing location.

Quality Standards:

- ICC-ES-ESR-1389 & ESR-3537



Scan code for more information

GRAND MANOR and CARRIAGE HOUSE SHINGLES

These two shingles can be combined to create a myriad of custom patterns, emulating traditional slate roof designs.



Landmark TL, shown in Shenandoah

LANDMARK® TL

- Three-piece laminated fiberglass construction
- Rustic appearance of hand-split wood shakes
- Lifetime limited transferable warranty – residential*
- 50-year limited transferable warranty – group-owned or commercial*
- 15-year **StreakFighter®** algae-resistance warranty
- **NailTrak®** extra-wide nailing area for accurate installation
- 10-year SureStart™ protection
- 15-year 110 mph wind-resistance warranty
- Wind warranty upgrade to 130 mph available. CertainTeed starter and CertainTeed hip and ridge required
- CertainTeed Starter and hip and ridge accessory available (see details in back of brochure)

* See warranty for specific details and limitations.

CertainTeed products are tested to ensure the highest quality and comply with the following industry standards:

Fire Resistance:

- UL Class A
- UL certified to meet ASTM D3018 Type 1

Wind Resistance:

- UL certified to meet ASTM D3018 Type 1
- ASTM D3161 Class F

Tear Resistance:

- UL certified to meet ASTM D3462
- CSA standard A123.5

Wind Driven Rain Resistance:

- Miami-Dade Product Control Acceptance: Please reference www.certainteed.com to determine approved products by manufacturing location.

Quality Standards:

- ICC-ES-ESR-1389 & ESR-3537

COLOR AVAILABILITY



Country Gray



Max Def Black Walnut



Moiré Black



Shenandoah



Scan code for more information



Designer Shingles



Also known as architectural or dimensional shingles, designer shingles are the most prevalent asphalt shingles installed in North America. These products are manufactured with two or more layers of asphalt that are fused together for a thicker and richer multi-dimensional appearance, and are engineered to replicate the aesthetics of wood shake and natural slate roofing. Designer shingles are typically heavier than strip shingles and have improved warranty protection.





Landmark Premium, shown in Max Def Weathered Wood

LANDMARK® PREMIUM

- Two-piece laminated fiberglass-based construction
- Classic shades and dimensional appearance of natural wood or slate
- Lifetime limited transferable warranty – residential*
- 50-year limited transferable warranty – group-owned or commercial*
- 15-year **StreakFighter**® algae-resistance warranty
- **NailTrak**® extra-wide nailing area for accurate installation
- 10-year SureStart™ protection
- 15-year 110 mph wind-resistance warranty
- Wind warranty upgrade to 130 mph available. CertainTeed starter and CertainTeed hip and ridge required
- CertainTeed Starter and hip and ridge accessory available (see details in back of brochure)

* See warranty for specific details and limitations.

CertainTeed products are tested to ensure the highest quality and comply with the following industry standards:

Fire Resistance:

- UL Class A
- UL certified to meet ASTM D3018 Type 1

Wind Resistance:

- UL certified to meet ASTM D3018 Type 1
- ASTM D3161 Class F

Tear Resistance:

- UL certified to meet ASTM D3462
- CSA standard A123.5


Wind Driven Rain Resistance:

- Miami-Dade Product Control Acceptance: Please reference www.certainteed.com to determine approved products by manufacturing location.

Quality Standards:

- ICC-ES-ESR-1389 & ESR-3537

COLOR AVAILABILITY



Max Def Heather Blend



Max Def Moiré Black



Max Def Weathered Wood



Scan code for
more information



NorthGate ClimateFlex, shown in Max Def Moiré Black


COLOR AVAILABILITY




Max Def Burnt Sienna



Max Def Granite Gray




Max Def Heather Blend




Max Def Espresso



Max Def Moiré Black



Max Def Resawn Shake



Max Def Weathered Wood

NORTHGATE® ClimateFlex®

- Two-piece laminated fiberglass-based construction
- Greater cold-weather flexibility, increased ductile properties, increased granule adhesion and enhanced crack resistance
- Classic shades and dimensional appearance of natural wood or slate
- Lifetime limited transferable warranty – residential*
- 50-year limited transferable warranty – group-owned or commercial*
- 15-year **StreakFighter®** algae-resistance warranty
- 10-year SureStart™ protection
- 15-year 110 mph wind-resistance warranty
- Wind warranty upgrade to 130 mph available. CertainTeed starter and CertainTeed hip and ridge required
- CertainTeed Starter and hip and ridge accessory available (see details in back of brochure)

* See warranty for specific details and limitations.

CertainTeed products are tested to ensure the highest quality and comply with the following industry standards

Fire Resistance:

- UL Class A
- UL certified to meet ASTM D3018 Type 1

Wind Resistance:

- UL certified to meet ASTM D3018 Type 1
- ASTM D3161 Class F

Tear Resistance:

- UL certified to meet ASTM D3462
- CSA standard A123.5

Impact Resistance:

- UL2218 Class 4



Quality Standards:

- ICC-ES-ESR-1389 & ESR-3537



Scan code for more information



Landmark Pro, shown in Max Def Moiré Black

LANDMARK® PRO

- Two-piece laminated fiberglass-based construction
- Classic shades and dimensional appearance of natural wood or slate
- Lifetime limited transferable warranty – residential*
- 50-year limited transferable warranty – group-owned or commercial*
- 15-year **StreakFighter®** algae-resistance warranty
- **NailTrak®** extra-wide nailing area for accurate installation
- 10-year SureStart™ protection
- 15-year 110 mph wind-resistance warranty
- Wind warranty upgrade to 130 mph available. CertainTeed starter and CertainTeed hip and ridge required
- CertainTeed Starter and hip and ridge accessory available (see details in back of brochure)

* See warranty for specific details and limitations

CertainTeed products are tested to ensure the highest quality and comply with the following industry standards:

Fire Resistance:

- UL Class A
- UL certified to meet ASTM D3018 Type 1

Wind Resistance:

- UL certified to meet ASTM D3018 Type 1
- ASTM D3161 Class F

Tear Resistance:

- UL certified to meet ASTM D3462
- CSA standard A123.5




Wind Driven Rain Resistance:

- Miami-Dade Product Control Acceptance: Please reference www.certainteed.com to determine approved products by manufacturing location.

Quality Standards:

- ICC-ES-ESR-1389 & ESR-3537

COLOR AVAILABILITY



Silver Birch available in Hawaii only.



Scan code for more information




Landmark, shown in Georgetown Gray


COLOR AVAILABILITY



Black Walnut




Heather Blend




Burnt Sienna



Moiré Black



Cinder Black



Resawn Shake



Georgetown Gray



Silver Birch
CRRC Product ID 0668-0072



Granite Gray



Weathered Wood



Hunter Green

LANDMARK®

- Two-piece laminated fiberglass-based construction
- Classic shades and dimensional appearance of natural wood or slate
- Lifetime limited transferable warranty*
- 10-year **StreakFighter®** algae-resistance warranty
- **NailTrak®** extra-wide nailing area for accurate installation
- 10-year SureStart™ protection
- 15-year 110 mph wind-resistance warranty
- Wind warranty upgrade to 130 mph available. CertainTeed starter and CertainTeed hip and ridge required
- CertainTeed Starter and hip and ridge accessory available (see details in back of brochure)

* See warranty for specific details and limitations.

CertainTeed products are tested to ensure the highest quality and comply with the following industry standards:

Fire Resistance:

- UL Class A
- UL certified to meet ASTM D3018 Type 1

Wind Resistance:

- UL certified to meet ASTM D3018 Type 1
- ASTM D3161 Class F

Tear Resistance:

- UL certified to meet ASTM D3462
- CSA standard A123.5

Wind Driven Rain Resistance:

- Miami-Dade Product Control Acceptance: Please reference www.certainteed.com to determine approved products by manufacturing location.

Quality Standards:

- ICC-ES-ESR-1389 & ESR-3537



Scan code for more information



Landmark Solaris, shown in Aged Cedar

LANDMARK SOLARIS®

Solar Reflective Shingles

- Two-piece laminated fiberglass-based construction
- Classic shades and dimensional appearance of natural wood or slate
- Meets ENERGY STAR requirements
- Lifetime limited transferable warranty – residential*
- 50-year limited transferable warranty – group-owned or commercial*
- 15-year **StreakFighter**® algae-resistance warranty
- **NailTrak**® extra-wide nailing area for accurate installation
- 10-year SureStart™ protection
- 15-year 110 mph wind-resistance warranty
- Wind warranty upgrade to 130 mph available. CertainTeed starter and CertainTeed hip and ridge required



* See warranty for specific details and limitations.

Landmark Solaris Solar Reflectivity (SR), Thermal Emittance (TE) & Solar Reflectance Index (SRI) Data

| PRODUCT - COLOR | CRRC Product ID Number | Aged Solar Reflectance | Aged Thermal Emittance | Aged Solar Reflective Index (SRI) |
|------------------------------------|------------------------|------------------------|------------------------|-----------------------------------|
| Landmark Solaris® - Aged Cedar | 0668-0055 | 0.24 | 0.90 | 24 |
| Landmark Solaris® - Crystal Gray | 0668-0058 | 0.26 | 0.90 | 27 |
| Landmark Solaris® - Graphite | 0668-0155 | 0.21 | 0.91* | 21 |
| Landmark Solaris® - Weathered Wood | 0668-0119 | 0.21 | 0.91 | 21 |

* Indicates Initial Thermal Emittance

COLOR AVAILABILITY





Scan code for
more information



*Roof - Highland Slate, shown in Fieldstone
Siding - Cedar Impressions® Double 7" Perfection Shingles, shown in Seagrass*

COLOR AVAILABILITY



HIGHLAND SLATE®

- Single layer fiberglass-based construction
- Blended shades and dimensional appearance of natural slate
- 8" exposure, 18" x 36" size
- Lifetime limited transferable warranty - residential*
- 50-year limited transferable warranty - group-owned or commercial*
- 15-year **StreakFighter®** algae-resistance warranty
- 10-year SureStart™ protection
- 15-year 110 mph wind-resistance warranty
- Wind warranty upgrade to 130 mph available. CertainTeed starter and CertainTeed hip and ridge required

* See warranty for specific details and limitations.

CertainTeed products are tested to ensure the highest quality and comply with the following industry standards:

Fire Resistance:

- UL Certified to meet ASTM D3018, Type 1
- UL 790 Class A
- ASTM E 108 Class A

Wind Resistance:

- UL 2390/ASTM D 6381 Class H
- ASTM D3161 Class F

Tear Resistance:

- UL Certified to meet ASTM D3462
- CSA Standard A123.5

Wind Driven Rain Resistance:

- Miami-Dade Product Control Acceptance: Please reference www.certainteed.com to determine approved products by manufacturing location.

Quality Standards:

- ICC-ES-ESR-1389 & ESR-3537



Scan code for more information

HIP AND RIDGE ACCESSORIES



Shangle® Ridge

- Hip and ridge capping
- Two full layers
- 12" width allows application over standard ridge vents
- Full 8" exposure
- Matches all Grand Manor, Highland Slate and Carriage House colors
- Algae-resistant



Shadow Ridge®

- Used for hip and ridge capping
- Single-layer coverage for product versatility
- Sealant strip for maximum adherence
- 9 3/4" wide with a 5 5/8" exposure; covers 45 lineal feet per bundle
- Can be used on shingle-over vents or directly over centerline of hip or ridge
- Available in complementary product colors (see individual Roofing Plant Catalogs for color availability)



Mountain Ridge®


- Fiberglass reinforced SBS modified bitumen
- Five layer design with tri-laminate base
- 10" width
- 8" exposure
- UL 2218 Class 4 Impact Resistant





Color Companion Products™ for Flat Roof Areas

With CertainTeed Flintlastic® SA, you can coordinate flat roof areas like carports, canopies and porches with your main roof. Flintlastic SA is a self-adhering low slope roofing product available in colors that complement some of the most popular CertainTeed shingles.



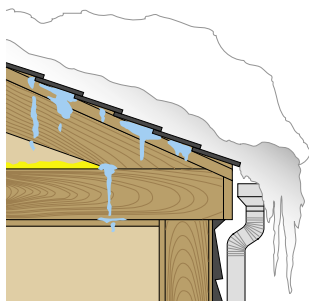
What's behind our #1 rating?

Builders and remodelers across America know certain things to be true of CertainTeed. For starters, we've been in the roofing business for over 100 years. We have thousands of satisfied homeowners. The process of building that satisfaction begins the moment you turn to us.

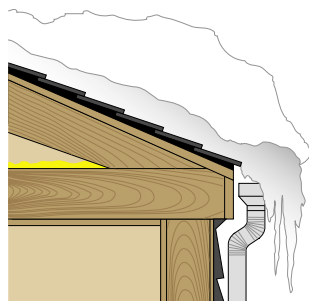
CertainTeed offers you the broadest range of color and style choices. But you'll see it's not style over substance. You'll get a roof that's made from the highest quality materials and backed by a strong warranty program. It's our promise to you: quality made certain, satisfaction guaranteed.

Underlayment Protection

WINTERGUARD®



When snow and ice melt, trapped water can infiltrate to damage the roof deck and building interior.



WinterGuard is installed under shingled roofing to prevent water damage from ice dams, as well as wind-driven rain.

WinterGuard Sand and WinterGuard Granular are designed for use on roof decks as a waterproofing underlayment beneath shingle, slate and tile roofs to prevent leakage due to water backup from ice dams or wind-driven rain. WinterGuard HT, an advanced waterproofing underlayment, is specially formulated to resist high roof temperatures and is the only WinterGuard product to be warranted for use under metal roofs. WinterGuard is most commonly used in critical areas such as roof eaves, valleys and low-slope applications.

WinterGuard is classified by Underwriters Laboratories (UL) to be a suitable underlayment for use in any UL Class A, B or C fire rated shingle system, and it is manufactured to meet ASTM D1970.

WINTERGUARD® METAL

WinterGuard Metal self-adhering underlayment has a tough, tear-resistant film on its top surface that will not scratch roofing metal applied over it. The adhesive bottom surface of WinterGuard Metal is protected with a disposable silicone-coated release film, which is split longitudinally down the middle for easier application. Manufactured to meet ASTM D1970.

For specific details and limitations, refer to the actual product warranties.

DIAMONDDECK®

DiamondDeck is a synthetic, scrim-reinforced, water-resistant underlayment that can be used beneath shingle, shake, metal, or slate roofing. It is manufactured to provide best-in-class performance in terms of both weather protection and contractor safety. 10-square roll (4-foot wide and 250-foot long) is easier to handle and faster to apply than standard felt rolls.

ROOFRUNNER®

Lightweight synthetic polymer-based underlayment outperforms felt and outclasses other synthetics. Designed for use on roof decks as a water-resistant layer beneath asphalt roofing shingles, this scrim-reinforced underlayment includes a special top surface treatment that provides excellent slip resistance, even when wet. Large roll size - 4ft wide x 250 ft long - speeds application.



SureStart™ Protection

Because CertainTeed roofing products are manufactured to the highest quality standards, we confidently include the additional assurance of SureStart™ protection with all CertainTeed shingles. SureStart provides the strongest protection you can get in the vital early years after your new roof has been installed.

Simply put, if a manufacturing defect is discovered during the SureStart period, CertainTeed will provide reimbursement of 100% of the cost of the shingles and labor to repair the defective shingles or apply new shingles to replace the defective shingles.

See actual warranty for details and limitations.

| Lifetime Limited Warranty Shingles Coverage | 3-STAR Protection 20 years | 4-STAR Protection 50 years* | 5-STAR Protection 50 years** |
|---|----------------------------------|-----------------------------------|------------------------------------|
| Materials & Labor | ✓ | ✓ | ✓ |
| Tear-off | ✓ | ✓ | ✓ |
| Disposal | | ✓ | ✓ |
| Workmanship | | | ✓*** |

NOTE: XT™25 shingles carry 10 years with 3-STAR, 20 years with 4-STAR and 25 years with 5-STAR coverage, including the features as indicated above.

Fully transferable for 10 years with 3-STAR Coverage, 12 years with 4-STAR Coverage, and 15 years with 5-STAR Coverage.

*Applies to single-family detached houses. Duration for all other types of structures is limited to 25 years.

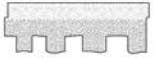
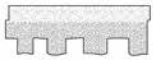


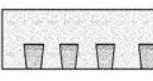
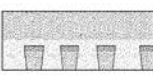
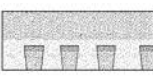
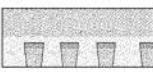
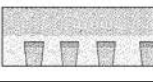


**Applies to single-family detached houses. Duration for all other types of structures is limited to 30 years.

***Workmanship is covered for 25 years.

Flat Roof Sections: If a CertainTeed Flintlastic self-adhered roof system is part of the job, up to 10 squares will be covered for 12, 15 or 20 years depending upon the specific system installed. Refer to the Commercial Systems Specifications Manual for all other Flintlastic systems.



SELECTION GUIDE

| | | | Shingle Construction and Description | UL Class A Fire Resistance Rating | UL Certified to Meet ASTM D3462 | UL Certified to Meet ASTM D3018 Type 1 | UL 2218 Impact Resistance Rating | ASTM D3161 Wind Resistance |
|--------------------------|---|--|---|-----------------------------------|---------------------------------|--|----------------------------------|----------------------------|
| LUXURY SHINGLES | | | | | | | | |
| Presidential Shake TL |  | | Three-piece laminated fiberglass construction; Distinctive sculpted, rustic look | ✓ | ✓ | ✓ | | Class F, 110 mph |
| Presidential Shake |  | | Three-piece laminated fiberglass construction; Distinctive sculpted, rustic look | ✓ | ✓ | ✓ | | Class F, 110 mph |
| Grand Manor |  | | Two full-size, fiberglass-based shingles with randomly applied tabs; Authentic depth and dimension of natural slate; Virtual five-layer coverage when applied | ✓ | ✓ | ✓ | | Class F, 110 mph |
| Carriage House |  | | Two full-size, fiberglass-based shingles; Unique chamfered cut for scalloped appearance; Four-layer coverage when applied | ✓ | ✓ | ✓ | | Class F, 110 mph |
| Landmark TL |  | | Three-piece laminated fiberglass construction; Rustic appearance of hand-split wood shakes | ✓ | ✓ | ✓ | | Class F, 110 mph |
| DESIGNER SHINGLES | | | | | | | | |
| Landmark Premium |  | | Two-piece laminated fiberglass-based construction; Classic shades and dimensional appearance of natural wood or slate | ✓ | ✓ | ✓ | | Class F, 110 mph |
| NorthGate ClimateFlex® |  | | SBS modified asphalt two-piece laminated fiberglass-based construction; Greater cold-weather flexibility, increased ductile properties. | ✓ | ✓ | ✓ | Class 4 | Class F, 110 mph |
| Landmark PRO |  | | Two-piece laminated fiberglass-based construction; Classic shades and dimensional appearance of natural wood or slate | ✓ | ✓ | ✓ | | Class F, 110 mph |
| Landmark Solaris |  | | Two-piece laminated fiberglass-based construction; Classic shades and dimensional appearance of natural wood or slate | ✓ | ✓ | ✓ | | Class F, 110 mph |
| Landmark |  | | Two-piece laminated fiberglass-based construction; Classic shades and dimensional appearance of natural wood or slate | ✓ | ✓ | ✓ | | Class F, 110 mph |
| Highland Slate |  | | Single layer fiberglass-based construction; Blended shades and dimensional appearance of natural slate | ✓ | ✓ | ✓ | | Class F, 110 mph |

| Miami-Dade Product Control Acceptance | Conforms To CSA Standard A123.5 | ICC-ES ESR-1389 & ESR-3537 | Limited Transferable Warranty Against Manufacturing Defects On Residential Applications <small>*50-Year on Group-owned or Commercial Applications</small> | StreakFighter algae-resistance Warranty <small>(where available)</small> | SureStart Protection | Wind-Resistance Warranty <small>Upgraded wind warranty available. See warranty for details and limitations</small> | Shingle Size | Bundles Per Square |
|---------------------------------------|---------------------------------|----------------------------|--|---|----------------------|---|--------------------------------------|--------------------|
| ✓ | ✓ | ✓ | Lifetime* | 15-year | 10-year | 15-year 110 mph ** | 14 1/4" x 40" 4" Exposure | 6 |
| ✓ | ✓ | ✓ | Lifetime* | 15-year | 10-year | 15-year 110 mph ** | 14 1/4" x 40" 4" Exposure | 5 |
| ✓ | ✓ | ✓ | Lifetime* | 15-year | 10-year | 15-year 110 mph ** | 18" x 36" 8" Exposure | 5 |
| ✓ | ✓ | ✓ | Lifetime* | 15-year | 10-year | 15-year 110 mph ** | 18" x 36" 8" Exposure | 5 |
| ✓ | ✓ | ✓ | Lifetime* | 15-year | 10-year | 15-year 110 mph ** | 13 1/4" x 38 3/4" 5 5/8" Exposure | 4 |

| | | | | | | | | |
|---|---|---|-----------|---------|---------|--------------------------|--------------------------------------|---|
| ✓ | ✓ | ✓ | Lifetime* | 15-year | 10-year | 15-year 110 mph ** | 13 1/4" x 38 3/4" 5 5/8" Exposure | 4 |
| ✓ | ✓ | ✓ | Lifetime* | 15-year | 10-year | 15-year 110 mph ** | 13 1/4" x 38 3/4" 5 5/8" Exposure | 4 |
| ✓ | ✓ | ✓ | Lifetime* | 15-year | 10-year | 15-year 110 mph ** | 13 1/4" x 38 3/4" 5 5/8" Exposure | 3 |
| ✓ | ✓ | ✓ | Lifetime* | 15-year | 10-year | 15-year 110 mph ** | 13 1/4" x 38 3/4" 5 5/8" Exposure | 3 |
| ✓ | ✓ | ✓ | Lifetime* | 10-year | 10-year | 15-year 110 mph ** | 13 1/4" x 38 3/4" 5 5/8" Exposure | 3 |
| ✓ | ✓ | ✓ | Lifetime* | 15-year | 10-year | 15-year 110 mph ** | 18" x 36" 8" Exposure | 3 |

** Wind warranty upgrade to 130 mph available. CertainTeed starter and CertainTeed hip and ridge required.

High-Performance Starter

Starter Course shingle specifically for use with Grand Manor and Highland Slate—and the only approved installation alternative to using the shingles themselves.

- 10" x 36", 102 lineal ft. per bundle, 34 shingles per bundle
- Provides labor and cost savings by not cutting shingles
- Dual sealant strip for increased wind resistance
- Better look with straight factory-cut eave edge

Presidential Starter

Required for Presidential Shake TL and Presidential Shake applications.

- 13 1/4" x 40" (required double layer), 36.5 lineal ft. per bundle (based on 2-layer application), 22 shingles per bundle.
- Two layers of straight factory-cut eave edge
- Available in the entire Presidential Shake TL and Presidential Shake color line
- Assures Class A fire rating
- Saves significant installation time

CertainTeed Swiftstart®

CertainTeed Swiftstart metric starter shingle is designed specifically for use with CertainTeed Landmark Series shingles. Rather than cutting expensive field shingles to use as starters, you can save time and money by starting with Swiftstart.

- Code-compliant, meets min. 2" headlap requirement for metric shingles; many competing products do not
- Each 18-piece bundle covers 116 lineal ft.
- Recommended for use to obtain enhanced warranties

Shangle® Ridge

- Hip and ridge for Grand Manor, Carriage House and Highland Slate; 10 lineal ft. per bundle; 15 shingles per bundle

Shadow Ridge®

- Hip and ridge for Landmark TL and Landmark Series; 45 lineal ft. per bundle; 24 shingles per bundle

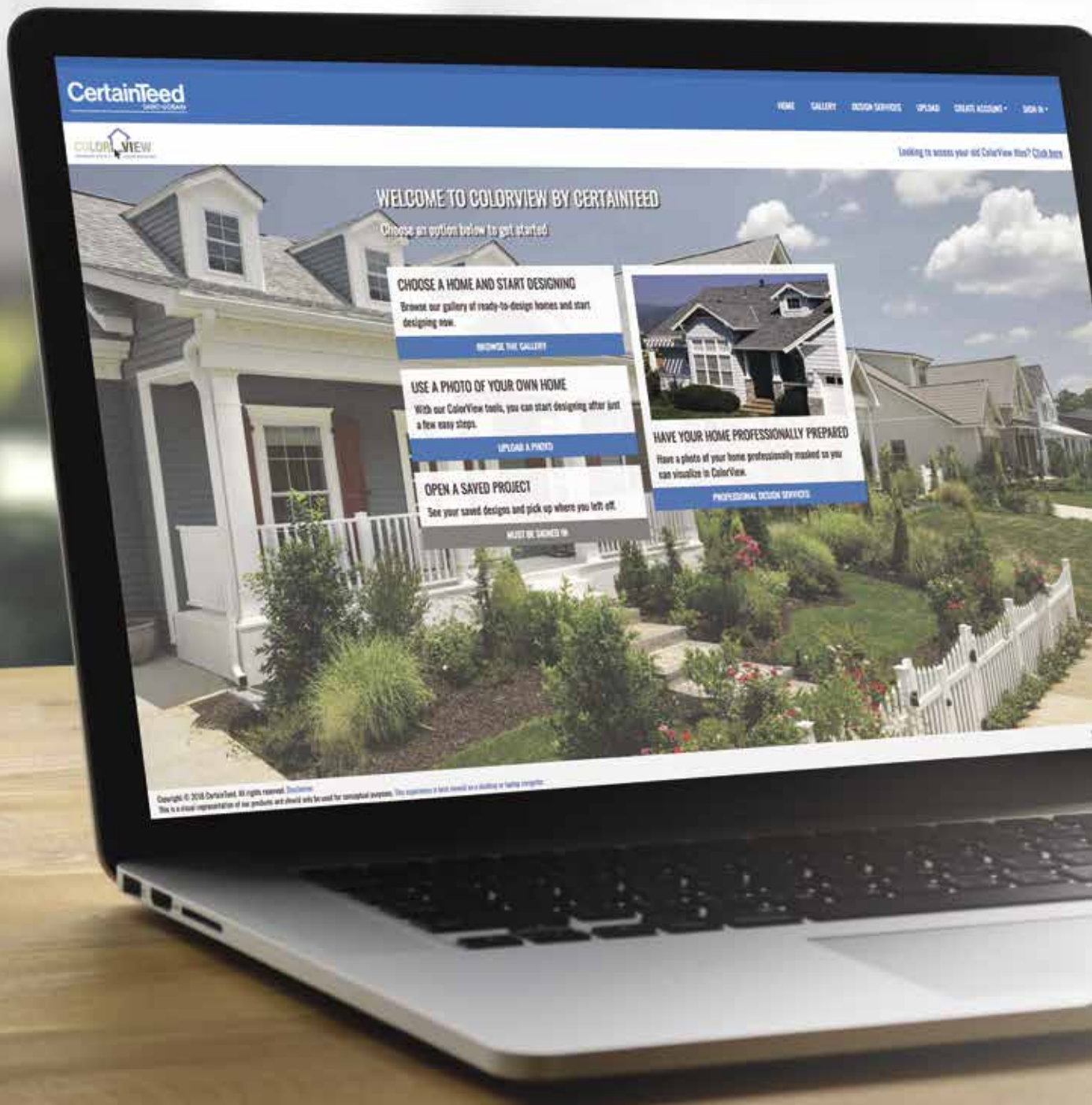
Mountain Ridge®

- Hip and ridge for Presidential TL, Presidential Shake, Landmark TL, NorthGate **ClimateFlex** and Landmark Series. UL 2218 Class 4 Impact Resistant

Ventilation

- CertainTeed Ridge Vent 9" filtered
- CertainTeed Ridge Vent 12" filtered
- CertainTeed Rolled Ridge Vent filtered
- CertainTeed Intake Vent filtered

The ColorView® Visualizer: Design your Dream Home with the Click of a Mouse



CertainTeed created the ColorView tool to help homeowners bring their creative vision to reality.

Just look through a photo library of homes to choose one that looks most like your own. Then click on the roof to easily switch designs and see what CertainTeed product looks best. You can choose from hundreds of different roofing design and color combinations, and even add roof accents in different colors. All before anyone raises a hammer.

Want to visualize different roofing styles on your own home? You can upload photos to ColorView and have them digitally masked by one of our design professionals, or use DIY mode to upload and mask your own photos.

Plus, you can print or share your ColorView photos with family and friends to get their feedback. Visit colorview.certainteed.com and get started.



With a **portfolio of commercial and residential roofing products** and quality standards that lead the industry, you can rest easily knowing CertainTeed has you covered.



Residential



Residential Accessories



Solar



Commercial



Commercial Accessories



Liquid-Applied Roofing

learn more at:
certainteed.com/roofing

Products
available in
areas shown



CertainTeed

CEILINGS • DECKING • FENCE • GYPSUM • INSULATION • RAILING • ROOFING • SIDING • TRIM
20 Moores Road, Malvern, PA 19355 Professional: 800-233-8990 Consumer: 800-782-8777 certainteed.com

©01/23 CertainTeed, Printed in the USA, Code No. 00-00-257-US-EN