

STRATAWOOD | NATURAL VENEER | LAMINATE

SILEA™

*Surface Materials & Colors*

Gunlocke®

## VENEER 1 — STRATAWOOD



Belair Maple  
 SE934



Phantom Ecru Maple  
 SE912



Clear Silver Oak  
 SB100



Portico Teak Silver Oak  
 SB150



Skyline Walnut  
 ST625




Clear Maple  
 SE800




Field Elm Maple  
 SE599




Beigewood Maple  
 SE878




Light Walnut  
 ST601




Pinnacle Walnut  
 ST679




Florence Walnut  
 ST579




Sumatra Walnut  
 ST693




Light Cherry  
 SC701



Cinnamon Cherry  
 SC260



Lowell Ash Cherry  
 SC394




Shaker Cherry  
 SC774




Burnished Cherry  
 SC777




Clear Oak  
 SF300



Clear Cherry  
 SC700



Harvest Maple  
 SE856



Dark Oak  
 SF331


VENEER 1—FLAT CUT



Pinnacle Walnut  
NT679



Nutmeg Walnut  
NT629



Light Walnut  
NT601




Sumatra Walnut  
NT693



Florence Walnut  
NT579



Skyline Walnut  
NT625



Lowell Ash Cherry  
NC394



Light Cherry  
NC701



Cinnamon Cherry  
NC260



Medium Red Cherry  
NC512



Shaker Cherry  
NC774



Burnished Cherry  
NC777



Natural Maple  
NE800



Harvest Maple  
NE856



Ebony Walnut  
NT509


VENEER 2—PREMIUM



Pinnacle  
Quarter Cut Walnut  
QT679



Nutmeg  
Quarter Cut Walnut  
QT629



Light  
Quarter Cut Walnut  
QT601



Sumatra  
Quarter Cut Walnut  
QT693



Florence  
Quarter Cut Walnut  
QT579



Skyline  
Quarter Cut Walnut  
QT625




Phantom Ecru  
Rift Cut Oak  
RF912



Light  
Rift Cut Oak  
RF301




Dark  
Rift Cut Oak  
RF331



Ebony  
Quarter Cut Walnut  
QT509

LAMINATE—SOLID



Designer White 15051  
LDW1



Loft  
LM11



Flint  
LM16

LAMINATE—WOODGRAIN



Phantom Ecru  
LPE1



Portico Teak  
LPT1



Kingswood Walnut  
LKI1



Veranda Teak  
LVT1



Skyline Walnut  
LSW1



Natural Maple  
LWD



Natural Recon  
LNR1



Harvest Maple  
C



Fawn Cypress  
LFC1




Pinnacle Walnut  
PINC



NeoWalnut  
LNU1



Florence Walnut  
LFW1



Lowell Ash  
LLA1



Shaker Cherry  
LW7C



Biltmore Cherry  
COGN

## GENERAL INFORMATION

Silea material options offer high-end aesthetics with uncompromising quality. Veneer, laminates, paints, and other materials provide endless options and design possibilities to bring your style to life. Please reference the Silea Price and Specification Guide for the most current price, grade, specification details, and availability.

### Veneer Cleaning

To care for your furniture, make sure it is dusted regularly with an occasional thorough cleaning. All spills should be wiped up immediately and not allowed to dry. For general maintenance, wipe surface in the direction of the grain with a clean, water-dampened soft cloth.

### Laminate Cleaning

For everyday cleaning, apply a vinegar-and-water solution to a clean, lint-free microfiber cloth. Gently wipe the surface to remove any surface dust. Completely dry the surface as pooled liquid may leave a stain and cause warping at the seams. Do not use furniture polish that contains waxes and oils on laminate surfaces. Do not use bleach-based cleaners on laminate as it may cause discoloration.

### Ordering

For order accuracy, specify the color name and Gunlocke color code.  
Example: Phantom Ecu LPE1

### Sampling

Although the colors reproduced on this card were matched with care, they may vary from the actual finish. When color is critical, please obtain a physical sample.

# Gunlocke®

One Gunlocke Drive  
Wayland, NY 14572  
800 828 6300

GUNLOCKE.COM