



# IMPRESS<sup>®</sup> SEATING

---

## PRICE LIST

EFFECTIVE NOVEMBER 8, 2023  
800.424.2432

# Contents

Refer to KI Terms & Conditions document or visit [ki.com](https://ki.com).



# Contents

Refer to KI Terms & Conditions document or visit [ki.com](https://ki.com).

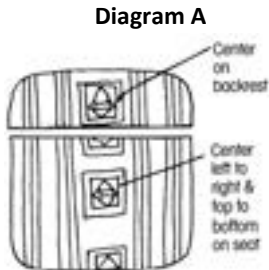
<hr/>		
<b>Ordering Customer's Own Material (C.O.M.) Upholstery</b>		
Information		3
<hr/>		
<b>Impress®</b>		
General Information		4
Task Chairs and Stools		5



How to Specify

As a standard procedure, KI applies seating upholstery as swatched by the textile distributor. Reference distributor’s website. Upholstery that is required to be applied differently than is swatched, will need a Product Modification Request written specifying the direction the upholstery is to be applied.

Seating upholstery requiring specific positioning of intricate patterns or patterns repeats on seats and backrests, will need a Product Modification Request written including a sketch noting the specific requirements, as in Diagram A.



When directional or patterned fabrics are used, they often require more yardage than solid colors.

C.O.M. must be supplied in continuous yardage.

C.O.M. yardage requirements accompanying products in the pricing section are for 10 chairs/seats or less, 54" wide nondirectional material. On larger orders, less material is required.

Leather hides must be a minimum of 50 square feet of usable material. The outer edges cannot be calculated as square feet or yardage. To determine square footage, multiply unit yardage by 18 square feet to obtain the total square footage required per unit.

For exact production yardage requirements, call 1-800-424-2432, ext. 2707.

Production

Customer’s upholstery must be approved prior to acceptance for production.

After approval, a memo swatch of the C.O.M. from the textile distributor must accompany the order. KI assumes no responsibility for wear, defects, or performance of C.O.M. upholstery.

C.O.M. not received into the appropriate facility 3 weeks prior to acknowledged delivery date may go on hold. See KI C.O.M. Shipping Location listing for the correct facility address by product.

Testing

When KI requires testing, actual yardage to upholster one chair may be required. The C.O.M. Specialist will confirm model and fabric testing requirements when applicable.

Approved test samples will be applied to the order or will be held for 6 months. After 6 months, the sample will no longer be applied to your order. For all product testing, send fabric samples to the manufacturing facility. See KI C.O.M. Shipping Location listing for the correct facility address by product.

All C.O.M. must be labeled with the KI product order number and customer purchase order number.

Treated Materials

If C.O.M. requires processing such as a stain resistance treatment or acrylic backing, it may shrink. To prevent delays in delivery or back ordering due to shrinkage, please have your processor verify measurement after processing and assure adequate yardage shipped.

Split Orders

If a portion of the shipment which does not require C.O.M. application is to be processed and shipped early, KI will enter the order immediately at your request. These split shipments are subject to minimum order changes.

Excess Upholstery Material

KI will dispose of excess upholstery material at the time of shipment unless expressly requested to return it with the product shipment.

Cancelled or Changed Orders

KI assumes no responsibility for extra C.O.M. due to a change of upholstery or cancellation of an order. If it the customer’s responsibility to arrange for return of the material.

Contact the C.O.M. Specialist at 1-800-424-2432, ext. 2707, with questions or to request a split order.

C.O.M. SHIPPING LOCATION

Architectural Walls	System 3000..... MN	LimeLite ..... GB
Evoke.....MN	Universal Overheads..... MN	Lyra Lounge Seating.....HN
Genius Walls..... MN	Wireworks ..... MN	Maestro Stack Chairs ..... GB
	Unite..... MN	Medical & Laboratory Stools ..... OM
Casegoods		MyPlace Lounge Seating .....HN
Aristotle Tackboards.....MN	Residence Hall Furniture	MyWay Seating.....HN
Likha Tackboards.....MN	RoomScape Furniture ..... MN	Oath Task Chairs and Stools..... GB
		Opt4 ..... GB
Classroom Furniture	Screens	Pilot Task Chairs ..... OM
Intellect Wave Chairs..... GB	All Terrain..... KP	Promenade Seating System .....BW
Learn2 ..... GB	Connection Zone.....BW	Ruckus..... GB
Ruckus.....GB	True/Volition .....KP	Sela Lounge Seating .....HN
	Genesis..... KP	Sift Task Chairs ..... GB
Desking	Tattoo ..... MN	Signia Task Chairs and Stools .....OM
700 Series Desking ..... KP	Universal.....BW	Soltice Metal Collection.....HN
Balance Overheads ..... MN		Soltice Multiple, Healthcare & Guest .HN
Genesis Desking..... MN	Seating	Soltice II Healthcare Seating.....HN
True Desking ..... KP	400 Series Folding Chairs.....BW	Strive Multiple, Stack & Task ..... GB
Universal Overheads..... MN	600 Series Folding Chairs.....BW	Sway .....BW
WorkZone Desking ..... MN	600 Series Stools.....BW	Tattoo.....HN
	Affina Collection ..... HN	Torsion-on-the-Go! Nesting Chairs .... GB
Files & Storage	Altus Task Chairs..... GB	Torsion Air Stack and Task Seating .... GB
700 Series Pedestal Cushion ..... GB	Apply Stack Chairs..... GB	Zoetry .....HN
Connection Zone Pads .....BW	Auditorium Folding Chairs .....BW	
U-Series Pedestal Cushion..... GB	Calida Lounge Seating .....HN	
Tattoo.....BW	Diem Task Chairs ..... OM	
	Doni Collection..... GB	
Fixed Seating	Gladly Lounge Seating .....VQ	
Concerto Auditorium Seating .....BW	Grazie Seating ..... GB	
Single Pedestal Seating ..... GB	Hiatus Sleeper Bench ..... HN	
Jury Base Seating..... GB	Hub Modular Lounge Seating ..... HN	
Lancaster Auditorium Seating .....BW	Impress Task Chairs..... OM	
Sequence Seating..... GB	Impress Ultra Task Chairs ..... OM	
University Seating..... GB	Jessa Lounge Seating ..... HN	
	Jubilee Lounge Seating.....VQ	
Panel Systems	Katera Guest Chair..... GB	
All Terrain.....KP	Kurv Benches.....HN	
Balance Overheads ..... MN	LaResta Day Beds ..... HN	

KI C.O.M. Manufacturing Site Addresses:

<u>BW</u> KI Bonduel Attn: COM Storage 204 West South St. Bonduel, WI 54107	<u>HN</u> KI High Point Attn: COM Storage 217 Feld Avenue High Point, NC 27263	<u>MN</u> KI Manitowoc Attn: COM Storage 1400 S. 41st St. Manitowoc, WI 54220	<u>VQ</u> KI Attn: COM Fabrics 6892 Marlin Circle La Palma, CA 90623
<u>GB</u> KI Green Bay Attn: COM Storage 1687 Westminster Drive - Gate 3 Green Bay, WI 54302	<u>KP</u> KI Pembroke Attn: COM Storage 1000 Olympic Dr. Pembroke, Ontario K8A6X7	<u>OM</u> KI Attn: COM Storage 1110 S. Mildred Ave. Ontario, CA 91761	



Task Chair (KI62/JR39)



Sled Base Chair (KI60S)



Stool (KI63)

Features			
Free-floating back	•		•
Seat slide	•		•
Back height adjustable	•		•
3 position back lock	•		•
2-1/2" thick foam cushioned seat	•	•	•
General Dimensions			
Seat width	20-1/2"	20-1/2"	20-1/2"
Seat depth	18"	18"	18"
Seat height	17-3/4" - 22-1/4"	18"	22-1/4" - 30"
Back width	20"	20"	20"
Back height (above seat)	19-1/2" - 22-1/2"	21"	19-1/2" - 22-1/2"
Overall Dimensions			
Width	26"	24"	26"
Height	37" - 45"	38-1/2"	43-1/2" - 56-1/2"



4D T-Arm  
(JR69)



Adjustable T-Arm  
(JR39)



Fixed Loop Arm  
(KR48)

SPECIFICATIONS

Mechanism (KI62 and KI63)

A stamped steel dual housing forms a sturdy cradle for the seat. There are two control levers. One lever actuates the pneumatic cylinder, which adjusts the seat height with infinite selection within the range (KI62). One lever locks the chair in several positions or actuates the free-floating mode. The synchronized 2:1 free floating mode has adjustments of 8° on seat and 16° on back.

Backrest (KI62 and KI63)

The injection molded plastic board has embedded inserts for mounting. The board is covered with contoured molded high-resilient foam and upholstered with fabric. A textured black shroud covers the rear side. An easy-to-operate mechanism is installed on the back board for adjusting the back height (3").

Backrest (KI60S)

The injection molded plastic board has embedded inserts for mounting. The board is cov-

ered with contour molded foam and upholstered with fabric. A textured black shroud covers the rear side.

Seat (KI62 and KI63)

Constructed of a 1/2" thick, saddle shape plywood with 2-1/2" molded high-resilient foam and upholstered with fabric. The entire seat assembly is mounted to the mechanism by four screws.

Seat (KI60S)

Constructed of a 1/2" thick, saddle shape plywood with 2-1/2" contour molded high-resilient foam, and covered with upholstered fabric.

Seat Slide (KI62 and KI63)

Double spring-loaded: side-mounted, easy-to-use control. Adjustment range of 3.1" (18" - 21.1")

Seat Height (KI62)

In addition to the standard height cylinder whose dimensions are shown above, there are two optional cylinders:  
Low Height: 16-3/4" - 19-1/2"

Tall Height: 20-1/2" - 26-3/4"

To select these optional cylinders, please see the "Options" section on the following page.

Memory Foam

Double layer of foam. Molded memory foam is layered over molded, high-resiliency foam. Seat only.

Pedestal Base (KI62 and KI63)

The 26" diameter, five-blade base is made of reinforced nylon. Black only.

Sled Base (KI60S)

The sled base is formed from 1-1/8" diameter, 13-gauge thickness steel tubing. Black only.

Carpet Casters (KI62 and KI63)

The double 55mm diameter black wheels are molded of high-impact thermoplastic and are housed in a high impact frame. Hard floor casters are available.

Fixed Loop Arm (KR48)

Arm is black plastic.

Adjustable T-Arm Option (JR39)

Height adjustment of 4-1/4" and width adjustment of 1-1/2" per side. Arm ships KD (same box as the chair) and must be installed on the chair (no tools required). With arm fully extended out, it's 22" from inside of arm frame to inside of arm frame. (20" from inside of arm pad to inside of arm pad)

4D T-Arm (JR69)

Two-way adjustable width/height. Forward-slanting T-arms with ergonomic, maximum-mobility arm top (button-activated arm pad; 1" lateral, 2" forward and back, and diagonal adjustability.) Adjustable height range of 4.25". Adjustable width range of 1.75" each side. With arms extended all the way out from inside of arm pad to inside of arm pad, it's 20.75".

INFORMATION

C.O.M. Testing and Production Requirements

Not all materials are suitable for upholstering this product. A 1-1/2 yd. x 54" sample must be submitted and approved prior to acceptance of an order. If the fabric is directional in pattern or weave, the direction must be indicated on the submitted sample, and additional yardage may be requested.

Test samples must be sent to:

Impress  
Attn: C.O.M. Department  
1110 S. Mildred Ave  
Ontario, CA 91761

Fabric Disclaimer

Fabric will be applied as swatched by the fabric manufacturer. Fabric that is required to be applied differently than is swatched will need a Product Modification Request written specifying the direction the fabric is to be applied.




Stacking Vinyl, Polyurethane, and Imitation Leather Upholstered Chairs

If stacking frequently and for long periods of time, it is recommended that upholstery other than vinyl, polyurethane or imitation leather be used to avoid impressions in the seat cushion. KI does not warrant the effects of stacking on stock or COM vinyl, polyurethane or imitation leather upholstery.

INFORMATION

Warranty

Refer to KI Terms & Conditions document or visit [ki.com](http://ki.com)

			MODEL NUMBER																				
			Basic Model	Memory Foam	Seat Slide	Back Panel	Fire Code	Uph. Color	Base														
MODEL	Features									Approx. Packaged Weight	Delivered Pricing Fabric Grade Soft Knit™	Delivered Pricing Fabric Grade 1 & C.O.M.	Delivered Pricing Fabric Grade 2	Delivered Pricing Fabric Grade 3	Delivered Pricing Vinyl Group 2V	Delivered Pricing Pallas Fabric Group P0	Delivered Pricing Pallas Fabric Group P1	Delivered Pricing Pallas Fabric Group P2	Delivered Pricing Pallas Fabric Group P3	Delivered Pricing Pallas Fabric Group P4	Delivered Pricing C.O.L.	Delivered Pricing Leather	
	<b>Impress® Task Chair - Free Float</b>	No Arm	KI62/NA	<input type="checkbox"/> <input type="checkbox"/>	SLD	<input type="checkbox"/> <input type="checkbox"/> <input type="checkbox"/> <input type="checkbox"/>	<input type="checkbox"/> <input type="checkbox"/> <input type="checkbox"/>	<input type="checkbox"/> <input type="checkbox"/> <input type="checkbox"/>	<input type="checkbox"/>	42.0#	\$ 1056	\$ 871	\$ 904	\$ 932	\$ 932	\$ 968	\$ 1047	\$ 1109	\$ 1161	\$ 1213	\$ 1211	\$ 1304	
	• 2-1/2” thick foam cushioned seat	4D T-Arm	KI62/JR69	<input type="checkbox"/> <input type="checkbox"/>	SLD	<input type="checkbox"/> <input type="checkbox"/> <input type="checkbox"/> <input type="checkbox"/>	NFR	<input type="checkbox"/> <input type="checkbox"/> <input type="checkbox"/>	<input type="checkbox"/>	42.0#	1353	1169	1198	1226	1226	1266	1346	1408	1459	1509	1506	1600	
	• Synchronized free-floating back	Adjustable T-Arm	KI62/JR39	<input type="checkbox"/> <input type="checkbox"/>	SLD	<input type="checkbox"/> <input type="checkbox"/> <input type="checkbox"/> <input type="checkbox"/>	NFR	<input type="checkbox"/> <input type="checkbox"/> <input type="checkbox"/>	<input type="checkbox"/>	51.0#	1263	1080	1108	1137	1137	1178	1260	1318	1366	1419	1415	1511	
	• Back height adjustment	Adjustable T-Arm, Fire Retardant	KI62/FR39	<input type="checkbox"/> <input type="checkbox"/>	SLD	DUB2	FR	<input type="checkbox"/> <input type="checkbox"/> <input type="checkbox"/>	<input type="checkbox"/>	51.0#	1708	1529	1555	1583	1583	1623	1704	1765	1813	1863	1860	1957	
	• Multiple-position back lock	Fixed Loop Arm	KI62/KR48	<input type="checkbox"/> <input type="checkbox"/>	SLD	<input type="checkbox"/> <input type="checkbox"/> <input type="checkbox"/> <input type="checkbox"/>	NFR	<input type="checkbox"/> <input type="checkbox"/> <input type="checkbox"/>	<input type="checkbox"/>	51.0#	1260	1074	1104	1133	1133	1173	1253	1312	1362	1415	1411	1506	
	• Pedestal base available in black only																						
	• FR models (no arm and FR39 arm) require the plastic back panel to be upholstered																						
IMPR																							
	<b>Impress® Guest Chair - Sled Base</b>	No Arm	KI60S/NA	<input type="checkbox"/> <input type="checkbox"/>		<input type="checkbox"/> <input type="checkbox"/> <input type="checkbox"/> <input type="checkbox"/>	<input type="checkbox"/> <input type="checkbox"/> <input type="checkbox"/>	<input type="checkbox"/> <input type="checkbox"/> <input type="checkbox"/>		37.0#	\$ 648	\$ 469	\$ 496	\$ 524	\$ 524	\$ 564	\$ 643	\$ 706	\$ 754	\$ 804	\$ 801	\$ 898	
	• 2-1/2” thick foam cushioned seat	Fixed Loop Arm	KI60S/KR48	<input type="checkbox"/> <input type="checkbox"/>		<input type="checkbox"/> <input type="checkbox"/> <input type="checkbox"/> <input type="checkbox"/>	NFR	<input type="checkbox"/> <input type="checkbox"/> <input type="checkbox"/>		46.0#	849	670	698	725	725	764	843	906	959	1004	1001	1101	
	• Cantilevered sled base																						
	• Sled base available in black only																						
	• FR models (no arm and FR39 arm) require the plastic back panel to be upholstered																						
	• Not for use on carpet																						
IMPR																							
	<b>Impress® Stool</b>	No Arm	KI63/NA	<input type="checkbox"/> <input type="checkbox"/>	SLD	<input type="checkbox"/> <input type="checkbox"/> <input type="checkbox"/> <input type="checkbox"/>	<input type="checkbox"/> <input type="checkbox"/> <input type="checkbox"/>	<input type="checkbox"/> <input type="checkbox"/> <input type="checkbox"/>	<input type="checkbox"/>	47.0#	\$ 1206	\$ 1026	\$ 1054	\$ 1080	\$ 1080	\$ 1120	\$ 1198	\$ 1262	\$ 1310	\$ 1361	\$ 1356	\$ 1455	
	• 2-1/2” thick foam cushioned seat	4D T-Arm	KI63/JR69	<input type="checkbox"/> <input type="checkbox"/>	SLD	<input type="checkbox"/> <input type="checkbox"/> <input type="checkbox"/> <input type="checkbox"/>	NFR	<input type="checkbox"/> <input type="checkbox"/> <input type="checkbox"/>	<input type="checkbox"/>	55.0#	1503	1320	1347	1378	1378	1417	1497	1557	1606	1659	1655	1751	
	• Synchronized free-floating back	Adjustable T-Arm	KI63/JR39	<input type="checkbox"/> <input type="checkbox"/>	SLD	<input type="checkbox"/> <input type="checkbox"/> <input type="checkbox"/> <input type="checkbox"/>	NFR	<input type="checkbox"/> <input type="checkbox"/> <input type="checkbox"/>	<input type="checkbox"/>	56.0#	1411	1229	1261	1286	1286	1326	1407	1467	1515	1569	1565	1660	
	• Back height adjustment	Adjustable T-Arm, Fire Retardant	KI63/FR39	<input type="checkbox"/> <input type="checkbox"/>	SLD	DUB2	FR	<input type="checkbox"/> <input type="checkbox"/> <input type="checkbox"/>	<input type="checkbox"/>	56.0#	1857	1672	1706	1733	1733	1772	1854	1914	1962	2016	2010	2103	
	• Multiple-position back lock	Fixed Loop Arm	KI63/KR48	<input type="checkbox"/> <input type="checkbox"/>	SLD	<input type="checkbox"/> <input type="checkbox"/> <input type="checkbox"/> <input type="checkbox"/>	NFR	<input type="checkbox"/> <input type="checkbox"/> <input type="checkbox"/>	<input type="checkbox"/>	56.0#	1408	1224	1258	1282	1282	1318	1401	1463	1513	1562	1559	1655	
	• Pedestal base available in black only																						
	• FR models (no arm and FR39 arm) require the plastic back panel to be upholstered																						
IMPR																							
			<b>A</b>	<b>B</b>	<b>C</b>	<b>D</b>	<b>E</b>	<b>F</b>	<b>G</b>														

HOW TO ORDER

Indicate the following information on order form:

- Quantity of each item.
- Model number, including options. See “How To Build a Model Number”.
- Any special service required.

Note:

- The ☐ indicates that a choice is required.
- The absence of the ☐ indicates that no choice is required.
- Alpha-numeric characters in place of ☐ indicate that no other alternatives are available.

HOW TO BUILD A MODEL NUMBER

- A**Select basic model.

**NF** - No memory foam**MF** - Memory foam (for seat only); add \$140Memory foam for seat only.
- C**Select seat option.

**SLD** - Sliding seat
- D**Select back panel.

**POLY** - Poly back (standard)**DUB2** - Upholstered back panel; add \$105
- E**Select fire code.

**NFR** - Compliance to TB 117-2013**FR** - Compliance to TB 133

**F**Select upholstery grade/color.  
Refer to [ki.com/fabrics](#)

- G**Select base option.

**C** - Carpet casters**S** - Hard floor casters

UPHOLSTERY INFORMATION

**C.O.M. Upholstery**  
C.O.M. requirement for less than ten chairs is 1 yard of 54” wide nondirectional fabric. For ten or more chairs with an upholstered seat and back, the requirement is 3/4 yards. For an upholstered seat only, the requirement is 1/2 yards. For complete information on ordering C.O.M. see “Ordering Customer’s Own Material (C.O.M) Upholstery.” section.

OPTIONS

**Optional Seat Height**  
The Task chair has 2 additional seat height options.

To select Low Height (16-3/4” - 19-1/2”), add CYL4 to the end of the model number.

To select Tall Height (20-1/2” - 26-3/4”), add IPCYL6SHD to the end of the model number.

Note: No additional leadtime or upcharge required.

OPTIONS

**California TB133 Fire Safety Code**  
For California Technical Bulletin 133 compliant models, add the following upcharge:

Model=No Arm  
Added List Price=\$178

FR is also available on models with the Adjustable T-arm (JR39 arm). See Models KI62/FR39 and KI63/FR39 for pricing.

When FR version is ordered, the plastic back panel is upholstered (add upcharge). For C.O.M. yardage, see “C.O.M. Upholstery” note.

SPECIAL SERVICES

Special Carton Marking

With specially marked information N/C

**Shipping**  
Ships **knocked down, FOB Ontario, CA 91761, freight prepaid.** Freight class 125.

Specifications and prices are subject to change without prior notice.



1330 BELLEVUE STREET  
GREEN BAY, WI 54302  
800.424.2432 / KI.COM

KI is a trusted expert for furniture and wall systems around the globe.  
USA | CANADA | MEXICO | UK | EUROPE | ASIA | MIDDLE EAST  
© 2023 Krueger International, Inc. All Rights Reserved.