

---

# Understanding and Specifying B-Free Lounge Seating

## Product Details

B-Free Collection	668
B-Free Beams	670
B-Free Standing-Height Tables	674
B-Free Standing-Height Table Power Matrix	676
Thought Starters	678

## Specifying

Large Cubes	684
Small Cube	685
Ganging Brackets	686
Screens	687
Screen Magnets	688
Occasional Tables	689
Large Beam, Aluminum Legs	690
Large Beam, Wood Legs	691
Small Beam, Aluminum Legs	692
Small Beam, Wood Legs	693
Standing-Height Tables	694
Cable Riser	697

# B-Free Collection

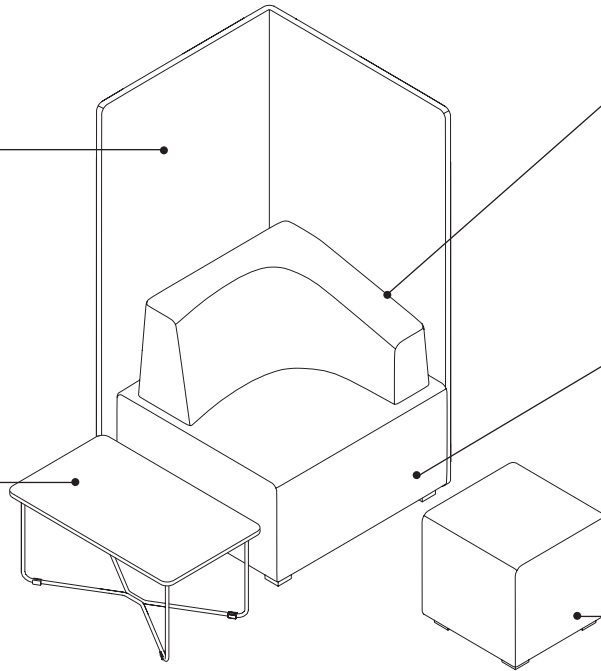
## The B-Free collection

is a full range of furniture including modular lounges, knit screens, occasional tables, and standing-height tables aimed to design flexible, easily reconfigurable casual and convenient settings where teams can collaborate. Its modular design creates settings that support the individual and group work. B-Free beam and standing-height work table promote creativity and collaboration.

## B-Free screens in knit

offer subtle privacy and promote concentration. Screens are available in small and large sizes with left or right applications in a variety of colors. Magnets allow screens to connect to another screen or connect to the large cube.

**Occasional tables** are available in coffee and corner configurations. They can be placed in between cubes, in front of cubes, on the side of cubes as an end table, or act as a corner piece with a screen configuration.



**Lounge top block** is contoured and sculpted to provide comfort for multiple postures. Top block is available on the large cube with either a straight application or a corner left or right application. Shown is a corner left application.

**Large cubes** can be standalone units or ganged together with other large cube units.

**Small cube** is both a seat and an ottoman. It can be specified with glides or casters.



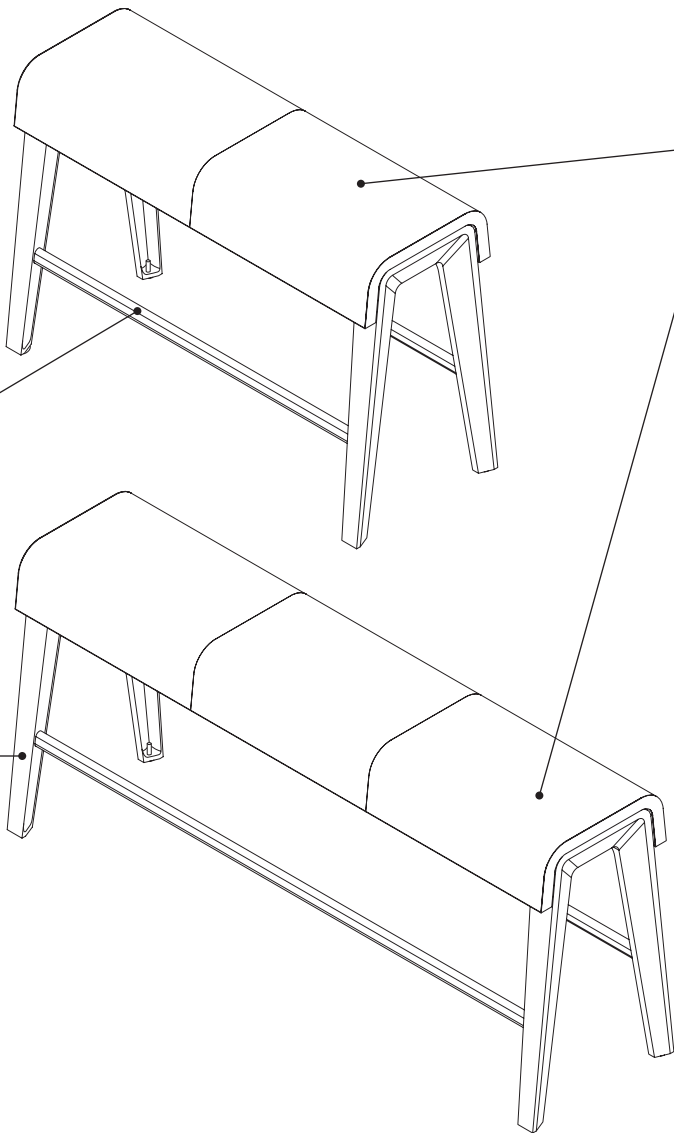
B-Free Beams

**B-Free beam** encourages postural changes ranging from sit, perch, and stand, promoting wellbeing through movement while boosting creative thinking and engagement. Pair the beam with the B-Free standing height table which share the same leg design to elevate any team setting, creating a relaxed and informal atmosphere for dynamic collaboration to flourish.

**Footrests** are painted aluminum with option to contrast the footrest from the leg finish.

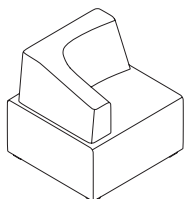
**Legs** are available in finished solid wood or painted aluminum.

**B-Free beams** are available as a large three seater or a small two seater.



Actual Dimensions				
	Depth	Width	Height	Seat Depth
Large cube	29½"	31"	17⅛"	N.A.
Large cube with top block	29½"	31"	31½"	19"
Small cube	16¾"	16¾"	17⅛"	N.A.
Screen (small)	30½"	32"	59"	N.A.
Screen (large)	30½"	40⅞"	59"	N.A.
Coffee table	29½"	17¾"	15⅛"	N.A.
Corner table	29½"	29½"	15⅛"	N.A.
Large beam	16¾"	63"	28⅜"	14¼"
Small beam	16¾"	47¼"	28⅜"	14¼"

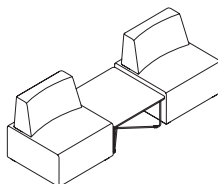
## Product Details




**Corner left and right** options on large cube integrate as armrests. The backrest is shaped to "wrap" around the user, providing greater lumbar support.



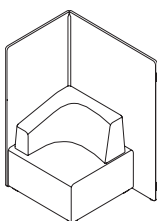
**Ganging brackets** are discreet and allow cubes to be well aligned when attached together.



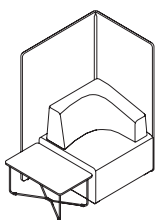
**The corner occasional table** can be used as a corner piece and/or to bridge together two large cubes. It also fits perfectly next to the cube and inside of the privacy screen, or works well out front.



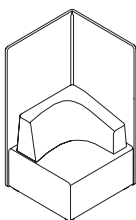
**The coffee occasional table** fits perfectly next to the cube and works well out in front of the cube.



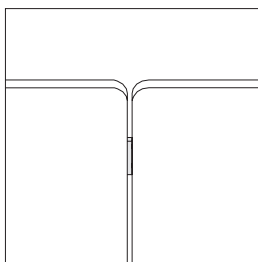
**Left and right screens** are decided based on the user seated position in the cube lounge in front of a large screen. The small side of the screen is on the arm side of the cube. The large side of the screen goes behind the cube. Shown above is a large, right screen application.



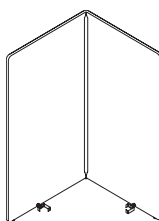
**The large screen** surrounds the cube and part of a coffee table.



**The small screen** fits perfectly around the cube.



**Screen to screen magnets** come in a pair and attach two screens together.



**Screen to large cube magnets** come in a pair and attach to the bottom of the screen and to the bottom of the large cube.

**B-Free screens** were designed for stationary use. The screens may be moved when lifted and carried. They are not designed to be dragged.

## Surface Materials

### Cube and top block

- Fabric
- Leather
- Elmosoft leather
- Select Surfaces leather
- Vinyl
- COL
- COM

### Occasional tables

- Top
- Laminate
- Veneer

### Frame

- Paint
- Lux Coatings
- Accent paints
- PerfectMatch

### Beam

#### Seat

- Fabric
- Leather
- Elmosoft Leather
- Select Surfaces Leather
- Vinyl
- COL
- COM

#### Aluminum legs

- Paint
- Coatings
- Lux Coatings
- Accent paints
- PerfectMatch

#### Wood legs

- 3860 Espresso
- 3861 Natural Beech

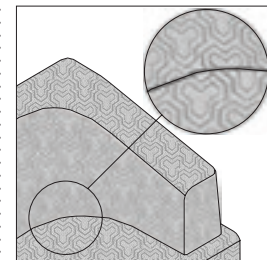
#### Footrest

- Paint
- Coatings
- Lux Coatings
- Accent paints
- PerfectMatch

### Screen

- B-Free Knit
  - 5Y30 White
  - 5Y31 Sky
  - 5Y32 Ice
  - 5Y33 Teal Blue
  - 5Y34 Tangerine
  - 5Y35 Paprika
  - 5Y36 Leaf
  - 5Y37 Chartreuse
  - 5Y38 Lime
  - 5Y39 Silver
  - 5Y40 Currant
  - 5Y41 Red Mittens
  - 5Y42 Hot Pink
  - 5Y58 Light Grey
  - 5Y99 Dark Grey

For more information on Select Surfaces, please refer to the *Surface Materials Reference Manual*.

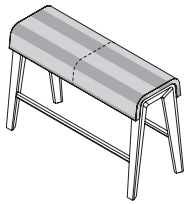


**Solid, non-repeat fabrics** are recommended for B-Free cube lounge settings because of the unique geometric shapes. Steelcase will not pattern match fabrics which have a distinct repeating pattern. It is recommended to use one of the standard fabrics, vinyls, leathers, or non-patterned COM/COL.

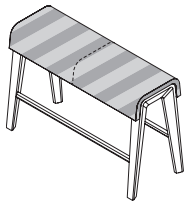
## B-Free Beam, continued

**Upholstery****Fabric Application**

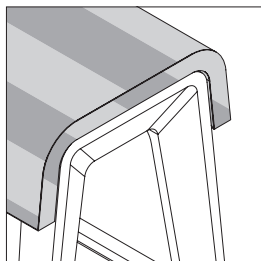
Warp horizontal application is the standard application direction for B-Free beam. Horizontal application for this product means that the warp yarns will run along the long end of the beam. If you would like the warp yarns to run parallel to the short end of the beam, specify the direction as warp vertical.



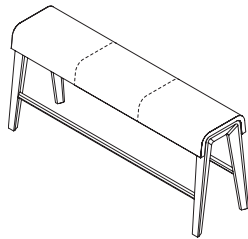
**Warp Horizontal**  
(Railroaded)



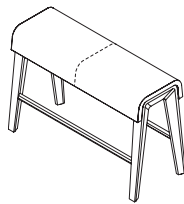
**Warp Vertical** (Woven way)



**Pattern matching** is not guaranteed on B-Free beam between top and end pieces.

**Large Beam**

**Large beam stitched seams** are included on the end of the beam and across the beam, separating the seats.

**Small Beam**

**Small beam stitched seams** are included on the ends of the beams and through the center of the beam, separating the seats.

**Programs & Services**

► See the *Surface Materials Reference Manual* for further detail about programs and services offered for seating.

**The Customer's Own Material (COM) Program**

offers the opportunity for customers to select fabrics that are not offered through the standard Steelcase surface materials program for use on Steelcase products. Through the COM program, Steelcase will test your materials for application on Steelcase products. Once approved, you can place your order. Steelcase will facilitate the entire ordering process and give you a production schedule. Steelcase will order the COM fabric directly from the textile manufacturer. For up-to-date information regarding fabric test results for all COM fabrics and details regarding yardage requirements for most Seating lines, visit the COM website. To locate the COM website:

- Visit [www.steelcase.com](http://www.steelcase.com)

**Soil retardants** are treatments that provide long-term soil and stain resistance to a fabric without affecting the shade or the integrity of the fabric. The following Steelcase Textiles are available pre-treated with soil retardant. (You do not need to select the soil-retardant option for these fabrics and incur the upcharge.)

- Jacks
- Link

For information on soil retardant fabrics on Select Surfaces, please refer to the *Surface Materials Reference Manual*.

Soil-retardant treatment is available on all other seating fabrics at an additional upcharge per seating unit. To order this option, please select "Soil-Retardant Treatment" under "Optional Accessories."

For soil-retardant treatment on COMs, please select "Soil-Retardant Treatment" under "Optional Accessories." Minimums or additional yardage may be required. Please contact the vendor directly for specific information. Extended lead times may be necessary for this service.

Contact your Steelcase Solutions Fulfillment Team Representative at 1.888.STEELCASE (1.888.783.3522) or send an email to [lineone@steelcase.com](mailto:lineone@steelcase.com).



# B-Free Standing-Height Tables

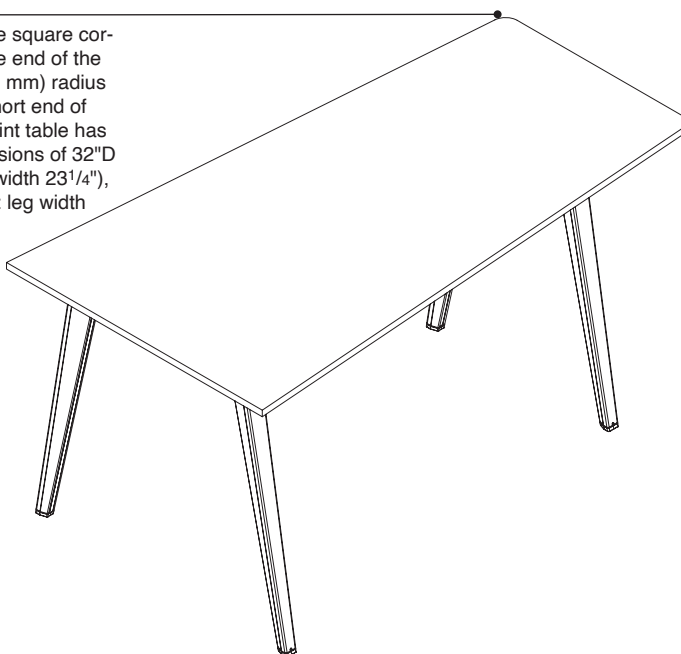
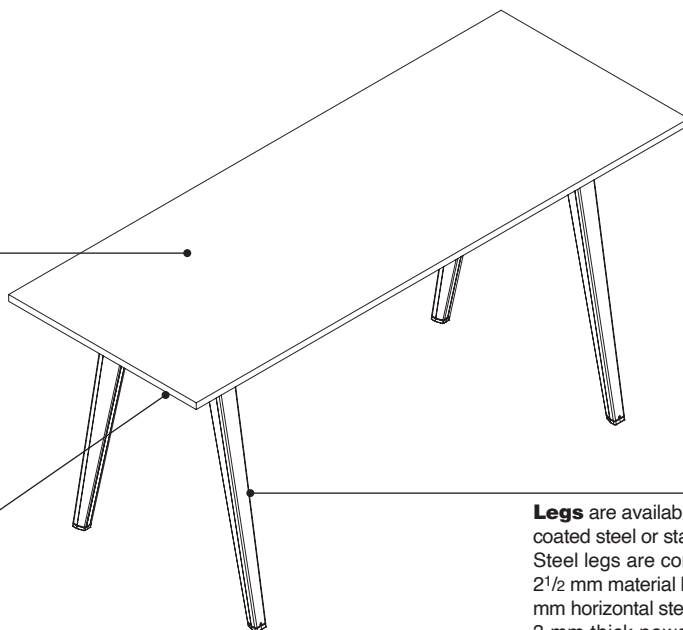
**B-Free rectangle and pint tables** make it easy to leverage in-between space across the entire floor plan and create effective workspaces for people to come together and collaborate. Tables support standing and high-sit postures encouraging postural changes while promoting wellbeing through movement and boosting creative thinking and engagement. Pair the B-Free standing-height table with the beam which share the same leg design to elevate any team setting, creating a relaxed and informal atmosphere for dynamic collaboration to flourish.

**Tables** are 39 1/2"H.

**Top** is 1" thick with High-Pressure Laminate or veneer and black backer. Laminate tops have 3 mm edge band on all sides. Edge band color is selectable for laminate tops. Veneer tops have 3 mm wood edge that matches the veneer top finish selection.

**Rectangle tops** have square corners.

**Pint tops** have square corners on the wide end of the table and 2" (50 mm) radius edges on the short end of the table. The pint table has standard dimensions of 32"D (short end: leg width 23 1/4"), 44"D (wide end: leg width 31") x 80"W.

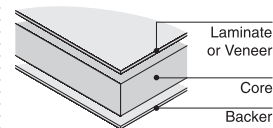


**Legs** are available in powder coated steel or stained wood. Steel legs are constructed of 2 1/2 mm material bent steel, 3 mm horizontal steel tube, and 3 mm thick powder coated epoxy resin paint. Wood legs are solid beech wood.

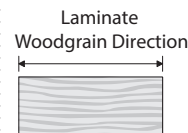
**Legs** ship standard with four glides.

- Steel leg table: 5/8" glide adjustment range
- Wood leg table: 7/8" glide adjustment range

## Product Details



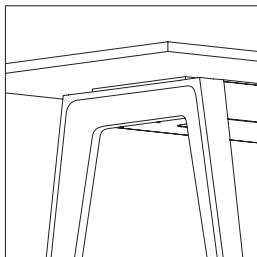
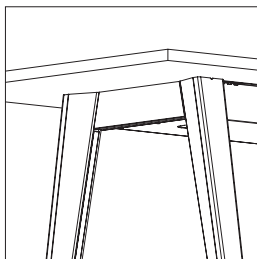
**Solid core tops with 1" nominal edge thickness** have a particle board core (45 lb cu ft density) with High-Pressure Laminate or wood veneer on the top and a backer applied to the opposite side for a balanced construction. High-Pressure Laminate, wood veneer, and backer are bonded to the core with a PVA adhesive.



**Woodgrain laminates** are always oriented with the grain direction running parallel with the length of the table top. You cannot specify woodgrain laminates with end- or side-matched grain directions.

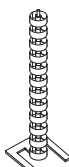


**Woodgrain** runs parallel to the length on rectangle and pint tops.

**Wiring and Cabling****Wood leg profile****Steel leg profile**

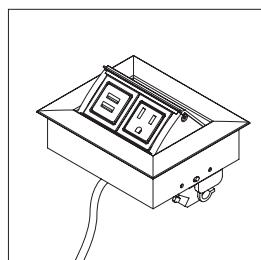
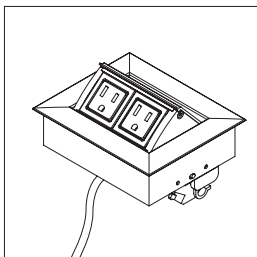
**Steel leg tables** include integrated wire manager and merle cover in the leg. Tables with wood legs require cable riser for wire management.

**Horizontal steel beam**, located in the middle of the legs, is constructed of 1<sup>1</sup>/<sub>4</sub> mm bent steel and powder coated epoxy resin paint.



**Cable riser** is available as an additional accessory for wood legs. This product is sold separately.

► Page 697



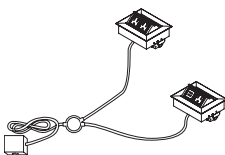
**MhoB** is a 4" x 5" flip-top power module that mounts at the top surface of the table and can be configured in different power/USB configurations:

- Two receptacles for power
- One power/one dual USB

**Single/dual power and USB solutions** come standard with a 15-amp, one-circuit power solution with a 10' cord.

► See *Power Matrix* on page 676 for available options and power module locations.

**MhoB, one power module**, is located 10" from the short end of the table; on the centerline of the width/depth specified.



**MhoB, two power modules (center or both ends)**, are connected by a corded system with just one infeed.

**Surface Materials****Top**

- High-Pressure Laminate (standard)
- Open Line laminate (option)
- Wood veneer (option)
- Customiz stain (option)

**Edge**

- Plastic on laminate top
- Wood veneer to match veneer top

**Steel legs**

- Accent paint
- Paint
- Lux Coatings
- PerfectMatch

**Wood legs**

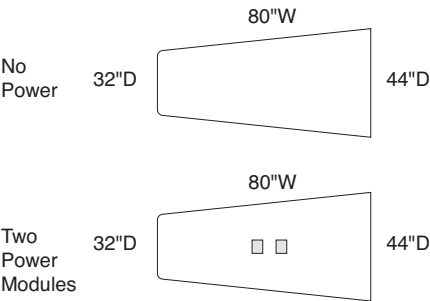
- 3860 Espresso
- 3861 Natural Beech

**Power modules**

- Paint

B-Free Standing-Height Table Power Matrix

Power Configuration		48"W	60"W	66"W	72"W	84"W		
No Power	24"D							
	25"D							
	26"D							
One Power Module	24"D							
	25"D	□	□	□	□			
	26"D							
Two Power Modules	24"D							
	25"D				□	□		
	26"D							
No Power	32"D							
	33"D							
	34"D							
One Power Module	32"D							
	33"D	□	□	□	□	□		
	34"D							
Two Power Modules	32"D	Tip: Center power position is only available on tables that are at least 32"D x 66"W.						
	33"D				□ □	□ □	□ □	
	34"D							
Two Power Modules	32"D	Tip: Power on both ends is only available on tables that are at least 70"W.						
	33"D				□	□	□	□
	34"D							
Tip: Center and two end power position options will default to two power modules, one with two receptacles for power and one with one receptacle for power/one dual USB port.								



Key

□

One Power Module  
1 Power/1 USB or 2 Power

□ □

Two Power Modules  
Kit includes 2 modules: 1 Power/1 USB,  
1 Power/1 USB and 2 Power

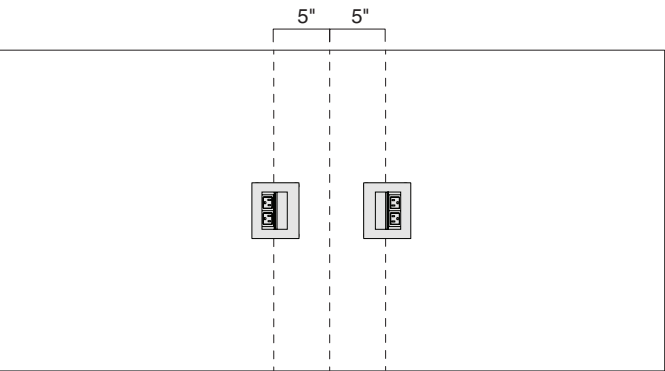
Standard MhoB Power Module Locations



For the power option with one end only, the centerline of the power module is located 10" from the short edge of the table. Power module flips toward the center of the top.



For the power option with both ends, the centerline of each power module is located 10" from the short edge of the table. Power module flips toward the center of the top.



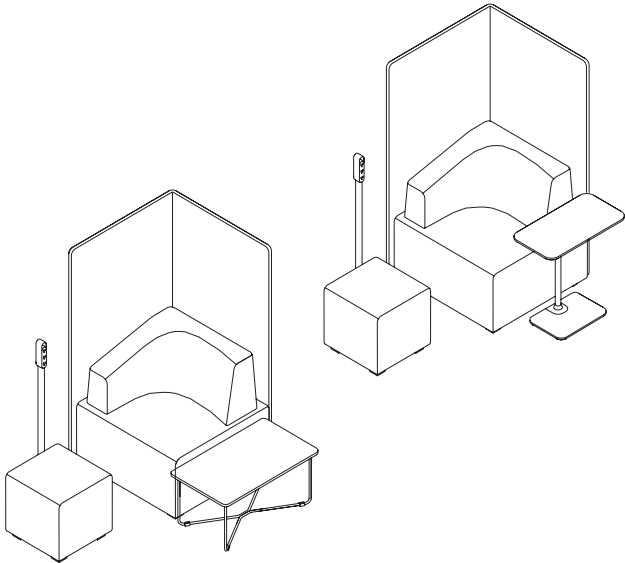
For the center power option, the centerline of each power module is located 5" from the centerline of the table. Power module flips toward the short edge of the top.

B-Free

# Thought Starters

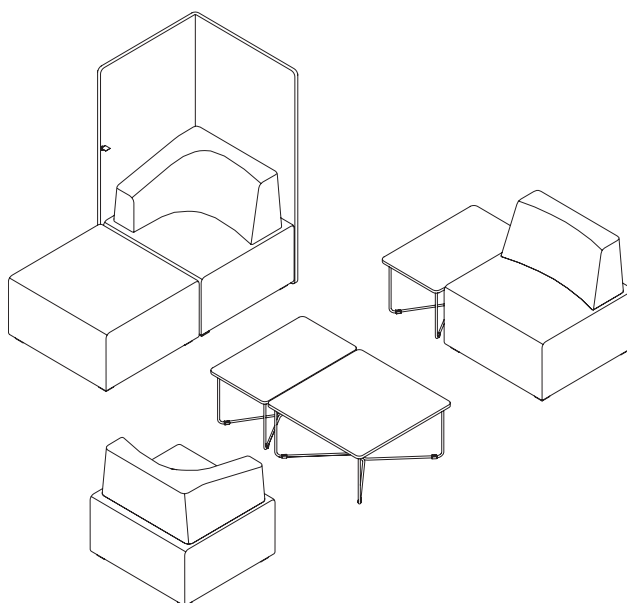
B-Free

## Individual Focus with Shielded Boundary



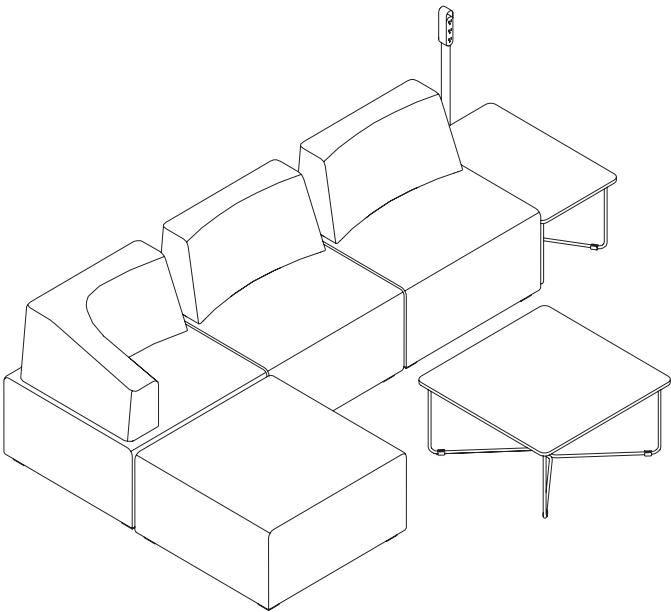
Quantity	Style Number	Description	Options	Page for Ordering
2	N3LCUBEL	Large cube	Corner right	▶ Page 684
2	N3LCUBES	Small cube		▶ Page 685
2	N3LSCREEN	Small screen	Connecting magnets, cube	▶ Page 687
1	N3LTABLECF	Coffee table		▶ Page 689
1	COLAGTP	Lagunitas personal table		▶ See <i>Coalesse Tables, Storage, and Accessories Specification Guide</i> .
2	PFLHUB	Thread power hub		▶ See <i>Architectural Solutions Specification Guide</i> .

## Relaxed Collaboration Together, but Distanced



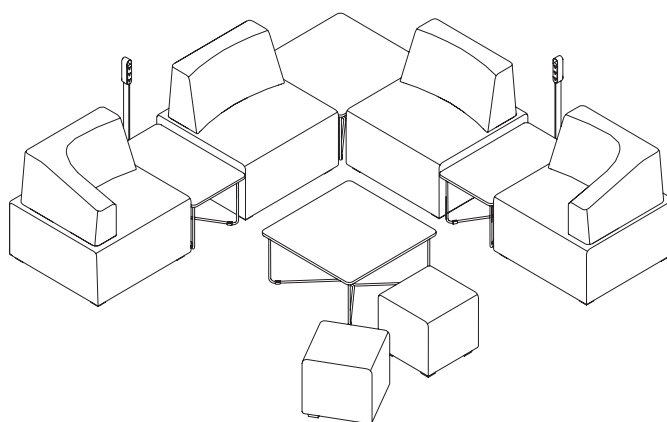
Quantity	Style Number	Description	Options	Page for Ordering
1	<b>N3LCUBEL</b>	Large cube	Straight back	► Page 684
1	<b>N3LCUBEL</b>	Large cube		► Page 684
2	<b>N3LCUBEL</b>	Large cube	Corner top block	► Page 684
2	<b>N3LTABLECF</b>	Coffee table		► Page 689
1	<b>N3LTABLECR</b>	Corner table		► Page 689
1	<b>N3LSCREEN</b>	Small screen		► Page 687

Social Lounge



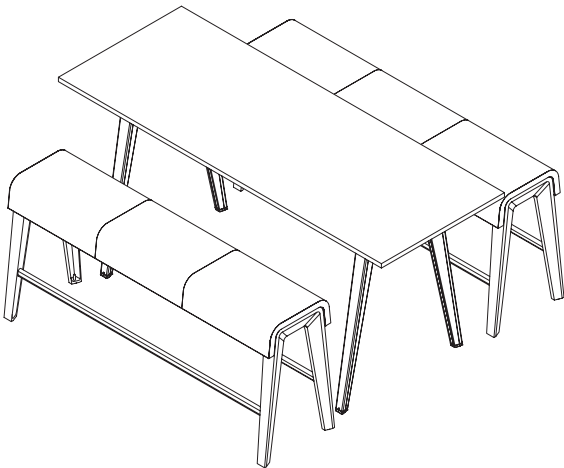
Quantity	Style Number	Description	Options	Page for Ordering
1	N3LCUBEL	Large cube	Corner right	▶ Page 684
1	N3LCUBEL	Large cube		▶ Page 684
2	N3LCUBEL	Large cube	Straight	▶ Page 684
1	N3LGA	Brackets		▶ Page 686
1	N3LTABLECF	Coffee table		▶ Page 689
1	N3LTABLECR	Corner table		▶ Page 689
1	PFLHUB	Thread power hub		▶ See <i>Architectural Solutions Specification Guide</i> .

## Agile Informal Team Space



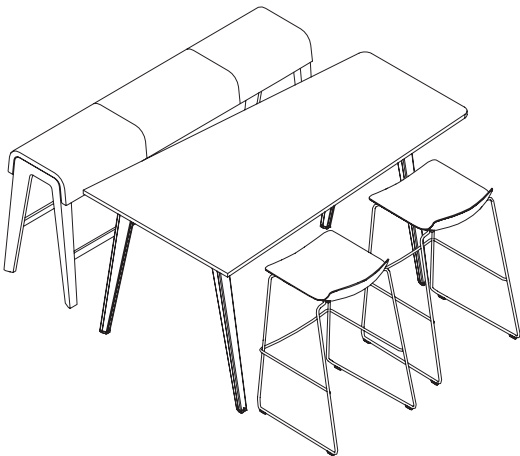
Quantity	Style Number	Description	Options	Page for Ordering
1	<b>N3LCUBEL</b>	Large cube	Corner left	▶ Page 684
1	<b>N3LCUBEL</b>	Large cube	Corner right	▶ Page 684
2	<b>N3LCUBEL</b>	Large cube	Straight	▶ Page 684
2	<b>N3LCUBES</b>	Small cube		▶ Page 685
2	<b>N3LTABLECF</b>	Coffee table		▶ Page 689
2	<b>N3LTABLECR</b>	Corner table		▶ Page 689
2	<b>PFLHUB</b>	Thread power hub		▶ See <i>Architectural Solutions Specification Guide</i> .

Collaboration



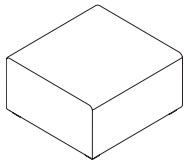
Quantity	Style Number	Description	Page for Ordering
2	N3LBA1600	Large beam, aluminum legs	▶ Page 690
1	N3LRECT	Rectangle table	▶ Page 694

Collaboration, continued

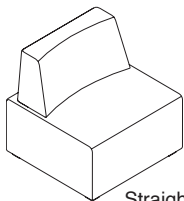


Quantity	Style Number	Description	Page for Ordering
2	WHG6625	Nooi bar-height stool	▶ Page 504
1	N3LPINT	Pint table, wood legs	▶ Page 696
1	N3LBW1600	Large beam, wood legs	▶ Page 691

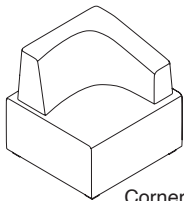
# B-Free Large Cube



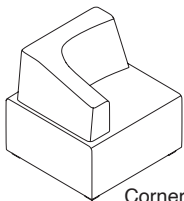
Tip: Large cube with top block has a height of 31 1/2".



Straight



Corner left



Corner right

Tip: Cubes do not ship with ganging brackets. Ganging brackets, N3LGA, need to be ordered separately.

► See page 686

## Standard Includes

► Need help?  
Product details,  
page 668

- Large cube: fabric
- Plastic, hard glides
- Shipped fully assembled

## Required to Specify

- 1 Style number
  - 2 Fabric color number for cube
  - 3 Top block, see below under Required Selections
  - 4 Options, if selected (see below)
- See *Surface Materials*, page 790.

## Required Selections

### Top Block

- No top block
- Straight
- Corner left
- Corner right

No cost

+\$ 725

+\$ 800

+\$ 800

Specify *with no top block*.  
Specify *with straight top block*.  
Specify *with corner left top block*.  
Specify *with corner right top block*.

## Options

### Surface Materials

#### Cube

- Fabric price group 1
- Fabric price group 2
- Fabric price group 3
- Fabric price group 4
- Fabric price group 5
- Fabric price group 6
- Fabric price group 7
- Fabric price group 8
- Fabric price group 9
- Fabric price group 10
- Steelcase vinyl
- Steelcase leather upholstery
- Select Surfaces leather price group 1
- Elmosoft leather upholstery
- Select Surfaces leather price group 2
- Customer's Own Material (COM)
- Customer's Own Leather (COL)

No cost

+\$ 68

+\$ 126

+\$ 179

+\$ 222

+\$ 277

+\$ 315

+\$ 398

+\$ 489

+\$ 558

+\$ 59

+\$ 907

+\$ 907

+\$1179

+\$1179

No cost

+\$ 109

Specify fabric color number.  
Specify fabric color number.  
Specify fabric color number.  
Specify fabric color number.  
Specify fabric color number.  
Specify fabric color number.  
Specify fabric color number.  
Specify fabric color number.  
Specify fabric color number.  
Specify fabric color number.  
Specify vinyl color number.  
Specify leather color number.  
► See *Surface Materials Reference Manual*.  
Specify Elmosoft leather color number.  
► See *Surface Materials Reference Manual*.  
► See *Surface Materials Reference Manual*.  
► See *Surface Materials Reference Manual*.

#### Top Block

- Fabric price group 1
- Fabric price group 2
- Fabric price group 3
- Fabric price group 4
- Fabric price group 5
- Fabric price group 6
- Fabric price group 7
- Fabric price group 8
- Fabric price group 9
- Fabric price group 10
- Steelcase vinyl
- Steelcase leather upholstery
- Select Surfaces leather price group 1
- Elmosoft leather upholstery
- Select Surfaces leather price group 2
- Customers Own Material (COM)
- Customers Own Leather (COL)

No cost

+\$ 36

+\$ 69

+\$ 97

+\$ 120

+\$ 147

+\$ 172

+\$ 217

+\$ 266

+\$ 304

+\$ 36

+\$ 512

+\$ 512

+\$ 665

+\$ 665

No cost

+\$ 109

Specify fabric color number.  
Specify fabric color number.  
Specify fabric color number.  
Specify fabric color number.  
Specify fabric color number.  
Specify fabric color number.  
Specify fabric color number.  
Specify fabric color number.  
Specify fabric color number.  
Specify fabric color number.  
Specify vinyl color number.  
Specify leather color number.  
► See *Surface Materials Reference Manual*.  
Specify Elmosoft leather color number.  
► See *Surface Materials Reference Manual*.  
► See *Surface Materials Reference Manual*.  
► See *Surface Materials Reference Manual*.

#### Soil-retardant treatment

+\$ 36

Specify *with soil-retardant treatment*.

### Glide

- Soft glide

+\$ 7

Specify *with soft glides*.

## Specification Information

Dimensions			Style	U.S. Base
D	W	H	Number	Price
29 1/2"	31"	17 1/8"	N3LCUBEL	\$1409

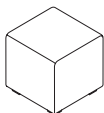


### For Canadian Pricing

Multiply U.S. Price by the Canadian price factor.

► See page 1 for details.

## B-Free Small Cube



Standard Includes		Required to Specify	
► Need help? Product details, page 668	• Small cube: fabric	1 Style number	
	• Plastic, hard glides	2 Fabric color number for cube	
		3 Options, if selected (see below)	
		► See <i>Surface Materials</i> , page 790.	

Options	U.S. Price	Required to Specify	
<b>Surface Materials</b>	<b>Cube</b>		
• Fabric price group 1	No cost	Specify fabric color number.	
• Fabric price group 2	+\$ 36	Specify fabric color number.	
• Fabric price group 3	+\$ 69	Specify fabric color number.	
• Fabric price group 4	+\$ 97	Specify fabric color number.	
• Fabric price group 5	+\$120	Specify fabric color number.	
• Fabric price group 6	+\$147	Specify fabric color number.	
• Fabric price group 7	+\$172	Specify fabric color number.	
• Fabric price group 8	+\$217	Specify fabric color number.	
• Fabric price group 9	+\$266	Specify fabric color number.	
• Fabric price group 10	+\$304	Specify fabric color number.	
• Steelcase vinyl	+\$ 36	Specify vinyl color number.	
• Steelcase leather upholstery	+\$512	Specify leather color number.	
• Select Surfaces leather price group 1	+\$512	► See <i>Surface Materials Reference Manual</i> .	
• Elmosoft leather upholstery	+\$665	Specify Elmosoft leather color number.	
• Select Surfaces leather price group 2	+\$665	► See <i>Surface Materials Reference Manual</i> .	
• Customer's Own Material (COM)	No cost	► See <i>Surface Materials Reference Manual</i> .	
• Customer's Own Leather (COL)	+\$109	► See <i>Surface Materials Reference Manual</i> .	
<b>Soil-retardant treatment</b>	+\$ 36	Specify <i>with soil-retardant treatment</i> .	
<b>Casters/Glides</b>	• Soft glides	Specify <i>with soft glides</i> .	
	• Soft casters	Specify <i>with soft casters</i> .	
	• Hard casters	Specify <i>with hard casters</i> .	

## Specification Information

Dimensions			Style	U.S.
D	W	H	Number	Base Price
16¾"	16¾"	17½"	<b>N3LCUBES</b>	\$717

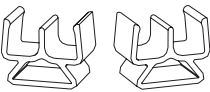


## For Canadian Pricing

Multiply U.S. Price by the Canadian price factor.

► See page 1 for details.

# B-Free Ganging Brackets



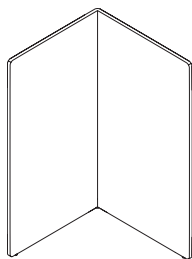
Standard Includes		Required to Specify
▶ Need help? Product details, page 670	• 10 ganging brackets	Style number

Related Products	
• B-Free large cube	▶ Page 684
• B-Free small cube	▶ Page 685

Specification Information	
• Style Number	• U.S. Price
N3LGA	\$28

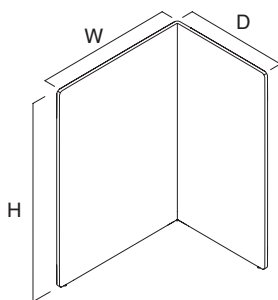
  
**For Canadian Pricing**  
Multiply U.S. Price by the  
Canadian price factor.  
▶ See page 1 for details.

## B-Free Screens



Tip: Small, right application screen is pictured above.

Tip: When moving a screen, it is recommended that two people lift and carry it, one on either side to avoid dragging.



Tip: Large, left application screen is pictured above.

## Standard Includes

► Need help?  
Product details,  
page 668

- Screen: steel tubular frame with a polyester cover: knit
- Plastic, adjustable glides

## Required to Specify

- 1 Style number
- 2 Knit color number for screen
- 3 Options, if selected (see below)

	Options	U.S. Price	Required to Specify
<b>Screen Width</b>	<ul style="list-style-type: none"> <li>• Small (32"W)</li> <li>• Large (40<sup>7</sup>/<sub>8</sub>"W)</li> </ul>	Prices below Prices below	Specify <i>with small screen</i> . Specify <i>with large screen</i> .
<b>Application</b>	<ul style="list-style-type: none"> <li>• Left application</li> <li>• Right application</li> </ul>	No cost No cost	Specify <i>with left application</i> . Specify <i>with right application</i> .
<b>Connecting Magnets</b>	<ul style="list-style-type: none"> <li>• No connecting magnets</li> <li>• Connecting magnets, screen</li> <li>• Connecting magnets, cube</li> <li>• Connecting magnets, screen and cube</li> </ul>	No cost +\$ 36 +\$ 72 +\$106	Specify <i>with no magnets</i> . Specify <i>with screen magnets</i> . Specify <i>with cube magnets</i> . Specify <i>with screen and cube magnets</i> .

## Specification Information

Dimensions		Style Number	U.S. Base Prices	
D	H		Small 32"W	Large 40 <sup>7</sup> / <sub>8</sub> "W
30 <sup>1</sup> / <sub>2</sub> "	59"	N3LScreen	\$1294	\$1366



## For Canadian Pricing

Multiply U.S. Price by the Canadian price factor.

► See page 1 for details.

# B-Free Screen Magnets

Standard Includes		Required to Specify
▶ Need help? Product details, page 668	• Pair of magnets	Style number

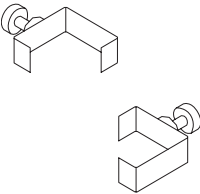
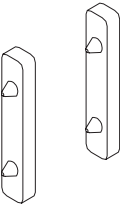
Specification Information	
• Style • Number • •	• U.S. • Price • •

## Screen to Screen

N3LMAGSS	\$34
:	:

## Screen to Large Cube

N3LMAGSC	\$69
:	:



  
**For Canadian Pricing**  
Multiply U.S. Price by the  
Canadian price factor.  
▶ See page 1 for details.

B-Free Occasional Tables

For laminate price group 2 and 3 pricing, please refer to the electronic catalog or SmartTools.

Standard Includes	Required to Specify
<ul style="list-style-type: none"><li>Need help? Product details, page 668</li><li>Table: High-Pressure Laminate price group 1 surface with plastic edge profile</li><li>12 mm steel wire and 1½ mm thick steel tube base: paint</li><li>Fitted with four merle plastic glides clipped onto the framework</li><li>Shipped ready to assemble</li></ul>	<ul style="list-style-type: none"><li>1 Style number</li><li>2 Laminate color number for table</li><li>3 Paint color number for base</li><li>4 Options, if selected (see below)</li></ul> <p>► See <i>Surface Materials</i>, page 790.</p>

Options	U.S. Price	Required to Specify
<b>Surface Materials</b>		
<b>High-Pressure Laminate Surface</b>		
<ul style="list-style-type: none"><li>Laminate price group 2</li><li>Laminate price group 3</li><li>Open Line laminate</li></ul>	<ul style="list-style-type: none"><li>See information at left</li><li>See information at left</li><li>+\$ 102</li></ul>	<ul style="list-style-type: none"><li>Specify laminate color number.</li><li>Specify laminate color number.</li><li>► See <i>Surface Materials Reference Manual</i>.</li></ul>
<b>Wood Veneer Surface</b>		
<ul style="list-style-type: none"><li>Wood group 1</li><li>Wood group 2</li><li>Wood group 3</li><li>Customiz stain</li><li>Full-fill finish on wood group 1</li></ul>	<ul style="list-style-type: none"><li>+\$ 775</li><li>+\$ 877</li><li>+\$1133</li><li>+\$ 775</li><li>+\$ 877</li></ul>	<ul style="list-style-type: none"><li>Specify wood color number.</li><li>Specify wood color number.</li><li>Specify wood color number.</li><li>Specify <i>with Customiz stain</i>.</li><li>Specify full-fill finish number.</li></ul>
<b>Base</b>		
<ul style="list-style-type: none"><li>Paint price group 1</li><li>Paint price group 2</li><li>Paint price group 3</li></ul>	<ul style="list-style-type: none"><li>No cost</li><li>+\$ 77</li><li>+\$ 147</li></ul>	<ul style="list-style-type: none"><li>Specify paint color number.</li><li>Specify paint color number.</li><li>Specify paint color number.</li></ul>

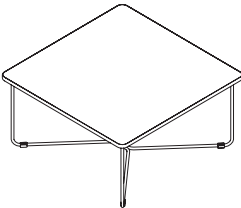
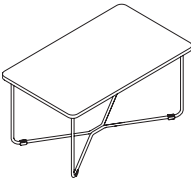
Specification Information				
Dimensions			Style	U.S.
D	W	H	Number	Base Price

Coffee Table

29½"	17¾"	15⅛"	N3LTABLECF	\$705
:	:	:	:	:

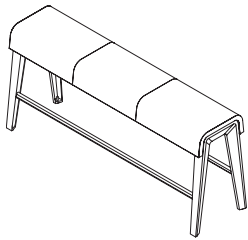
Corner Table

29½"	29½"	15⅛"	N3LTABLECR	\$847
:	:	:	:	:



  
**For Canadian Pricing**  
Multiply U.S. Price by the Canadian price factor.  
► See page 1 for details.

# B-Free Large Beam, Aluminum Legs



Standard Includes	Required to Specify
<p>► Need help? Product details, page 670</p> <ul style="list-style-type: none"> <li>• Seat: fabric price group 1</li> <li>• Legs: paint price group 1</li> <li>• Footrest: paint price group 1</li> <li>• Soft felt glides</li> </ul>	<ul style="list-style-type: none"> <li>1 Style number</li> <li>2 Fabric color number for seat</li> <li>3 Paint color number for legs</li> <li>4 Paint color number for footrest</li> <li>5 Options, if selected (see below)</li> </ul> <p>► See <i>Surface Materials</i>, page 789.</p>

Options	U.S. Price	Required to Specify
<b>Surface Materials</b>		
<b>Seat upholstery</b>		
• Fabric price group 1	No cost	Specify fabric color number.
• Fabric price group 2	+\$ 68	Specify fabric color number.
• Fabric price group 3	+\$ 129	Specify fabric color number.
• Fabric price group 4	+\$ 180	Specify fabric color number.
• Fabric price group 5	+\$ 223	Specify fabric color number.
• Fabric price group 6	+\$ 279	Specify fabric color number.
• Fabric price group 7	+\$ 317	Specify fabric color number.
• Fabric price group 8	+\$ 402	Specify fabric color number.
• Fabric price group 9	+\$ 494	Specify fabric color number.
• Fabric price group 10	+\$ 561	Specify fabric color number.
• Steelcase vinyl	+\$ 59	Specify vinyl color number.
• Steelcase leather	+\$ 915	Specify leather color number.
• Select Surfaces leather price group 1	+\$ 915	► See <i>Surface Materials Reference Manual</i> .
• Elmosoft leather	+\$1186	Specify Elmosoft leather color number.
• Select Surfaces leather price group 2	+\$1186	► See <i>Surface Materials Reference Manual</i> .
• Customer's Own Material (COM)	No cost	► See <i>Surface Materials Reference Manual</i> .
• Customer's Own Leather (COL)	+\$ 107	► See <i>Surface Materials Reference Manual</i> .
<b>Legs</b>		
• Paint price group 1	No cost	Specify paint color number.
• Paint price group 2	+\$ 74	Specify paint color number.
• Paint price group 3	+\$ 146	Specify paint color number.
<b>Footrest</b>		
• Paint price group 1	No cost	Specify paint color number.
• Paint price group 2	+\$ 74	Specify paint color number.
• Paint price group 3	+\$ 146	Specify paint color number.

## Specification Information

• Dimensions			• Style	• U.S. Base
D	W	H	Number	Price
16 <sup>3</sup> / <sub>4</sub> "	63"	28 <sup>3</sup> / <sub>8</sub> "	N3LBA1600	\$2346



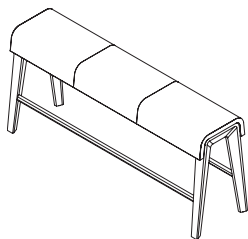
### For Canadian Pricing

Multiply U.S. Price by the Canadian price factor.

► See page 1 for details.

# B-Free Large Beam, Wood Legs

B-Free Large Beam,  
Wood Legs



Standard Includes	Required to Specify
<p>► Need help? Product details, page 670</p> <ul style="list-style-type: none"> <li>• Seat: fabric price group 1</li> <li>• Legs: wood group 1</li> <li>• Footrest: paint price group 1</li> <li>• Soft felt glides</li> </ul>	<ol style="list-style-type: none"> <li>1 Style number</li> <li>2 Fabric color number for seat</li> <li>3 Wood color number for legs: 3860 Espresso 3861 Natural</li> <li>4 Paint color number for footrest</li> <li>5 Options, if selected (see below)</li> </ol> <p>► See <i>Surface Materials</i>, page 789.</p>

Options	U.S. Price	Required to Specify
<b>Surface Materials</b>		
<b>Seat upholstery</b> <ul style="list-style-type: none"> <li>• Fabric price group 1</li> <li>• Fabric price group 2</li> <li>• Fabric price group 3</li> <li>• Fabric price group 4</li> <li>• Fabric price group 5</li> <li>• Fabric price group 6</li> <li>• Fabric price group 7</li> <li>• Fabric price group 8</li> <li>• Fabric price group 9</li> <li>• Fabric price group 10</li> <li>• Steelcase vinyl</li> <li>• Steelcase leather</li> <li>• Select Surfaces leather price group 1</li> <li>• Elmosoft leather</li> <li>• Select Surfaces leather price group 2</li> <li>• Customer's Own Material (COM)</li> <li>• Customer's Own Leather (COL)</li> </ul>	No cost +\$ 68 +\$ 129 +\$ 180 +\$ 223 +\$ 279 +\$ 317 +\$ 402 +\$ 494 +\$ 561 +\$ 59 +\$ 915 +\$ 915 +\$1186 +\$1186 No cost +\$ 107	Specify fabric color number. Specify fabric color number. Specify fabric color number. Specify fabric color number. Specify fabric color number. Specify fabric color number. Specify fabric color number. Specify fabric color number. Specify fabric color number. Specify vinyl color number. Specify leather color number. ► See <i>Surface Materials Reference Manual</i> . Specify Elmosoft leather color number. ► See <i>Surface Materials Reference Manual</i> . ► See <i>Surface Materials Reference Manual</i> . ► See <i>Surface Materials Reference Manual</i> .
<b>Footrest</b> <ul style="list-style-type: none"> <li>• Paint price group 1</li> <li>• Paint price group 2</li> <li>• Paint price group 3</li> </ul>	No cost +\$ 74 +\$ 146	Specify paint color number. Specify paint color number. Specify paint color number.

Specification Information				
Dimensions			Style	U.S. Base
D	W	H	Number	Price
16 <sup>3</sup> / <sub>4</sub> "	63"	28 <sup>3</sup> / <sub>8</sub> "	N3LBW1600	\$2346
.	.	.	.	.

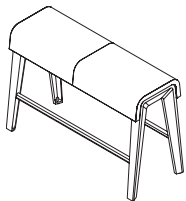


## For Canadian Pricing

Multiply U.S. Price by the  
Canadian price factor.

► See page 1 for details.

# B-Free Small Beam, Aluminum Legs



Standard Includes	Required to Specify
<p>► Need help? Product details, page 670</p> <ul style="list-style-type: none"> <li>• Seat: fabric price group 1</li> <li>• Legs: paint price group 1</li> <li>• Footrest: paint price group 1</li> <li>• Soft felt glides</li> </ul>	<ul style="list-style-type: none"> <li>1 Style number</li> <li>2 Fabric color number for seat</li> <li>3 Paint color number for legs</li> <li>4 Paint color number for footrest finish</li> <li>5 Options, if selected (see below)</li> </ul> <p>► See <i>Surface Materials</i>, page 789.</p>

Options	U.S. Price	Required to Specify
<b>Surface Materials</b>		
<b>Seat Upholstery</b>		
• Fabric price group 1	No cost	Specify fabric color number.
• Fabric price group 2	+\$ 47	Specify fabric color number.
• Fabric price group 3	+\$ 85	Specify fabric color number.
• Fabric price group 4	+\$123	Specify fabric color number.
• Fabric price group 5	+\$153	Specify fabric color number.
• Fabric price group 6	+\$189	Specify fabric color number.
• Fabric price group 7	+\$220	Specify fabric color number.
• Fabric price group 8	+\$276	Specify fabric color number.
• Fabric price group 9	+\$340	Specify fabric color number.
• Fabric price group 10	+\$386	Specify fabric color number.
• Steelcase vinyl	+\$ 47	Specify vinyl color number.
• Steelcase leather	+\$652	Specify leather color number.
• Select Surfaces leather price group 1	+\$652	► See <i>Surface Materials Reference Manual</i> .
• Elmosoft leather	+\$845	Specify Elmosoft leather color number.
• Select Surfaces leather price group 2	+\$845	► See <i>Surface Materials Reference Manual</i> .
• Customer's Own Material (COM)	No cost	► See <i>Surface Materials Reference Manual</i> .
• Customer's Own Leather (COL)	+\$107	► See <i>Surface Materials Reference Manual</i> .
<b>Legs</b>		
• Paint price group 1	No cost	Specify paint color number.
• Paint price group 2	+\$ 74	Specify paint color number.
• Paint price group 3	+\$146	Specify paint color number.
<b>Footrest</b>		
• Paint price group 1	No cost	Specify paint color number.
• Paint price group 2	+\$ 74	Specify paint color number.
• Paint price group 3	+\$146	Specify paint color number.

## Specification Information

• Dimensions			• Style	• U.S. Base
D	W	H	Number	Price
16¾"	47¼"	28⅜"	N3LBA1200	\$2123

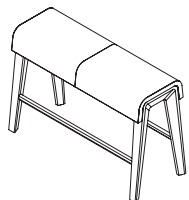


### For Canadian Pricing

Multiply U.S. Price by the Canadian price factor.

► See page 1 for details.

# B-Free Small Beam, Wood Legs

B-Free Small Beam,  
Wood Legs

Standard Includes	Required to Specify
<p>► Need help? Product details, page 670</p> <ul style="list-style-type: none"> <li>• Seat: fabric price group 1</li> <li>• Legs: wood price group 1</li> <li>• Footrest: paint price group 1</li> <li>• Soft felt glides</li> </ul>	<ul style="list-style-type: none"> <li>1 Style number</li> <li>2 Fabric color number for seat</li> <li>3 Wood color number for legs: 3860 Espresso 3861 Natural</li> <li>4 Paint color number for footrest finish</li> <li>5 Options, if selected (see below)</li> </ul> <p>► See <i>Surface Materials</i>, page 789.</p>

Options	U.S. Price	Required to Specify
<b>Surface Materials</b>		
<b>Seat Upholstery</b> <ul style="list-style-type: none"> <li>• Fabric price group 1</li> <li>• Fabric price group 2</li> <li>• Fabric price group 3</li> <li>• Fabric price group 4</li> <li>• Fabric price group 5</li> <li>• Fabric price group 6</li> <li>• Fabric price group 7</li> <li>• Fabric price group 8</li> <li>• Fabric price group 9</li> <li>• Fabric price group 10</li> <li>• Steelcase vinyl</li> <li>• Steelcase leather</li> <li>• Select Surfaces leather price group 1</li> <li>• Elmosoft leather</li> <li>• Select Surfaces leather price group 2</li> <li>• Customer's Own Material (COM)</li> <li>• Customer's Own Leather (COL)</li> </ul>	No cost +\$ 47 +\$ 85 +\$123 +\$153 +\$189 +\$220 +\$276 +\$340 +\$386 +\$ 47 +\$652 +\$652 +\$845 +\$845 No cost +\$107	Specify fabric color number. Specify fabric color number. Specify fabric color number. Specify fabric color number. Specify fabric color number. Specify fabric color number. Specify fabric color number. Specify fabric color number. Specify fabric color number. Specify fabric color number. Specify vinyl color number. Specify leather color number. ► See <i>Surface Materials Reference Manual</i> . Specify Elmosoft leather color number. ► See <i>Surface Materials Reference Manual</i> . ► See <i>Surface Materials Reference Manual</i> . ► See <i>Surface Materials Reference Manual</i> .
<b>Footrest</b> <ul style="list-style-type: none"> <li>• Paint price group 1</li> <li>• Paint price group 2</li> <li>• Paint price group 3</li> </ul>	No cost +\$ 74 +\$146	Specify paint color number. Specify paint color number. Specify paint color number.

## Specification Information

Dimensions	Style	U.S. Base
D    W    H	Number	Price
16¾"   47¼"   28¾"	N3LBW1200	\$2123



### For Canadian Pricing

Multiply U.S. Price by the  
Canadian price factor.

► See page 1 for details.

# B-Free Standing-Height Tables

## Rectangle Table



Standard Includes	Required to Specify
<p>► Need help? Product details, page 674</p> <ul style="list-style-type: none"> <li>Table: 39½"H table with 1" thick particle board core, High-Pressure Laminate price group 1 top</li> <li>Edge: 3 mm radius profile: plastic</li> <li>Steel legs: powder coat paint price group 1</li> </ul>	<ol style="list-style-type: none"> <li>Style number</li> <li>Size option (see below under Required Selections)</li> <li>Depth (see below under Required Selections)</li> <li>Width (see below under Required Selections)</li> <li>High-Pressure Laminate color number for top</li> <li>Plastic color number for edge</li> <li>Paint color number for legs</li> <li>Options, if selected (see below)</li> </ol> <p>► See Surface Materials, page 790</p>

	Require Selections	U.S. Price	Required to Specify
<b>Size Option</b>	<ul style="list-style-type: none"> <li>Modular</li> <li>Parametric</li> </ul>	No cost No cost	Specify <i>with modular</i> . Specify <i>with parametric</i> .
<b>Depth</b>	<ul style="list-style-type: none"> <li>24"D</li> <li>25"D</li> <li>26"D</li> <li>32"D</li> <li>33"D</li> <li>34"D</li> </ul>	Prices at right Prices at right Prices at right Prices at right Prices at right Prices at right	Specify <i>with 24"D</i> . Specify <i>with 25"D</i> . Specify <i>with 26"D</i> . Specify <i>with 32"D</i> . Specify <i>with 33"D</i> . Specify <i>with 34"D</i> .
<b>Width</b>	<p><b>Modular</b></p> <ul style="list-style-type: none"> <li>48"W</li> <li>60"W</li> <li>66"W</li> <li>72"W</li> <li>84"W</li> </ul> <p><b>Parametric</b></p> <ul style="list-style-type: none"> <li>48½"W–60"W</li> <li>60½"W–66"W</li> <li>66½"W–72"W</li> <li>72½"W–84"W</li> </ul>	Prices at right Prices at right Prices at right Prices at right Prices at right Prices at right Prices at right Prices at right Prices at right Prices at right	Specify <i>with 48"W</i> . Specify <i>with 60"W</i> . Specify <i>with 66"W</i> . Specify <i>with 72"W</i> . Specify <i>with 84"W</i> .  Specify <i>with 48½"W–60"W</i> . Specify <i>with 60½"W–66"W</i> . Specify <i>with 66½"W–72"W</i> . Specify <i>with 72½"W–84"W</i> .

**For laminate price group 2 and 3 pricing, please refer to the electronic catalog or SmartTools.**

*Tip: Wood group 2 and wood group 3 upcharges are in addition to wood group 1 upcharge.*

	Options	U.S. Price	Required to Specify
<b>Surface Materials</b>	<p><b>High-Pressure Laminate top</b></p> <ul style="list-style-type: none"> <li>Laminate price group 2</li> <li>Laminate price group 3</li> <li>Open Line laminate</li> </ul> <p><b>Wood Veneer top</b></p> <ul style="list-style-type: none"> <li>Wood group 1</li> <li>Wood group 2</li> <li>Wood group 3</li> <li>Customiz stain</li> </ul>	See information at left See information at left +\$ 102 plus cost of laminate  Prices at right +\$ 102 +\$ 358 No cost	Specify laminate color number. Specify laminate color number. ► See <i>Surface Materials Reference Manual</i> .  Specify wood color number. Specify wood color number. Specify wood color number. Specify <i>with Customiz stain</i> .
<b>Legs</b>	<p><b>Steel legs</b></p> <ul style="list-style-type: none"> <li>Paint price group 1</li> <li>Paint price group 2</li> <li>Paint price group 3</li> </ul> <p><b>Wood legs</b></p> <ul style="list-style-type: none"> <li>Beech (24"D–26"D)</li> <li>Beech (32"D–34"D)</li> </ul>	No cost +\$ 76 +\$ 159  +\$ 858 +\$1000	Specify paint color number. Specify paint color number. Specify paint color number.  Specify wood finish number. Specify wood finish number.

► Options, continued on next page



**For Canadian Pricing**  
Multiply U.S. Price by the Canadian price factor.  
► See page 1 for details.

## ► Options, continued from previous page


Options	U.S. Price	Required to Specify
<b>Power</b> ► Power Matrix, page 676	• No power • With power	No cost No cost
<b>Power position/configuration</b> • One end with two power • One end with one power/one dual USB • Center (two receptacles for power and one receptacle for power/one dual USB) • Both ends (two receptacles for power and one receptacle for power/one dual USB)	+\$375 +\$477 +\$919 +\$919	Specify <i>with no power</i> . Specify <i>with power</i> . Specify <i>with end and with two power</i> and select paint color number. Specify <i>with end and with one power/one USB</i> and select paint color number. Specify <i>with center</i> and select paint color number. Specify <i>with two ends</i> and select paint color number.
<b>Related Products</b>	• Cable riser	► Page 697

Tip: Center power position is only available on tables that are at least 32"D x 66"W.

Tip: Power on both ends is only available on tables that are at least 70"W.

Tip: Center and two end power position options will default to two power modules, one with two receptacles for power and one with one receptacle for power/one dual USB port.

Tip: Steel leg tables include integrated wire manager and cover in the leg. Tables with wood legs require cable riser for wire management.



## Specification Information

Style Number	Dimensions D	Modular Width	U.S. Base Prices	48"W	60"W	66"W	72"W	84"W
		Parametric Width		N.A.	48 1/16"W-60"W	60 1/16"W-66"W	66 1/16"W-72"W	72 1/16"W-84"W

## High-Pressure Laminate

N3LRECT	24"D, 25"D, or 26"D	\$2453	\$2589	\$2724	\$2860	N.A.
	32"D, 33"D, or 34"D	\$2520	\$2656	\$2793	\$2929	\$3065

## Wood Group 1

N3LRECT	24"D, 25"D, or 26"D	\$3201	\$3365	\$3514	\$3656	N.A.
	32"D, 33"D, or 34"D	\$3324	\$3474	\$3617	\$3760	\$3911



## For Canadian Pricing

Multiply U.S. Price by the Canadian price factor.

► See page 1 for details.

# B-Free Standing-Height Tables

## Pint Table



**For laminate price group 2 and 3 pricing, please refer to the electronic catalog or SmartTools.**

*Tip: Wood group 2 and wood group 3 upcharges are in addition to wood group 1 upcharge.*

*Tip: Center power position is the only power option available on the pint table.*

*Tip: Steel leg tables include integrated wire manager and cover in the leg. Tables with wood legs require cable riser for wire management.*

Standard Includes	Required to Specify
<ul style="list-style-type: none"> <li>▶ Need help? Product details, page 674</li> <li>Table: 39½"H table with 1" thick particle board core, High-Pressure Laminate price group 1 top</li> <li>Edge: 3 mm radius profile: plastic</li> <li>Steel legs: powder coat paint price group 1</li> </ul>	<ul style="list-style-type: none"> <li>1 Style number</li> <li>2 High-Pressure Laminate color number for top</li> <li>3 Plastic color number for edge</li> <li>4 Paint color number for legs</li> <li>5 Options, if selected (see below)</li> <li>▶ See Surface Materials, page 790</li> </ul>

Options	U.S. Price	Required to Specify
<b>Surface Materials</b> <ul style="list-style-type: none"> <li><b>High-Pressure Laminate top</b> <ul style="list-style-type: none"> <li>Laminate price group 2</li> <li>Laminate price group 3</li> <li>Open Line laminate</li> </ul> </li> <li><b>Wood Veneer top</b> <ul style="list-style-type: none"> <li>Wood group 1</li> <li>Wood group 2</li> <li>Wood group 3</li> <li>Customiz stain</li> </ul> </li> </ul>	<ul style="list-style-type: none"> <li>See information at left</li> <li>See information at left</li> <li>+\$ 102 plus cost of laminate</li> <li>Price below</li> <li>+\$ 102</li> <li>+\$ 358</li> <li>No cost</li> </ul>	<ul style="list-style-type: none"> <li>Specify laminate color number.</li> <li>Specify laminate color number.</li> <li>▶ See <i>Surface Materials Reference Manual</i>.</li> <li>Specify wood color number.</li> <li>Specify wood color number.</li> <li>Specify wood color number.</li> <li>Specify <i>with Customiz stain</i>.</li> </ul>
<b>Legs</b> <ul style="list-style-type: none"> <li><b>Steel legs</b> <ul style="list-style-type: none"> <li>Paint price group 1</li> <li>Paint price group 2</li> <li>Paint price group 3</li> </ul> </li> <li><b>Wood legs</b> <ul style="list-style-type: none"> <li>Beech</li> </ul> </li> </ul>	<ul style="list-style-type: none"> <li>No cost</li> <li>+\$ 76</li> <li>+\$ 159</li> <li>+\$1000</li> <li>No cost</li> <li>+\$ 919</li> </ul>	<ul style="list-style-type: none"> <li>Specify paint color number.</li> <li>Specify paint color number.</li> <li>Specify paint color number.</li> <li>Specify wood finish number.</li> <li>Specify <i>with no power</i>.</li> <li>Specify <i>with power</i> and select paint color number.</li> </ul>
<b>Power</b> <ul style="list-style-type: none"> <li>▶ Power Matrix, page 676</li> <li>No power</li> <li>With power: center position (two receptacles for power and one receptacle for power/one USB)</li> </ul>	<ul style="list-style-type: none"> <li>No cost</li> <li>+\$ 919</li> </ul>	<ul style="list-style-type: none"> <li>Specify <i>with no power</i>.</li> <li>Specify <i>with power</i> and select paint color number.</li> </ul>
<b>Related Products</b> <ul style="list-style-type: none"> <li>Cable riser</li> </ul>		<ul style="list-style-type: none"> <li>▶ Page 697</li> </ul>

### Specification Information

Style Number	U.S. Base Price

### High-Pressure Laminate

N3LPINT	\$3405
:	:

### Wood Group 1

N3LPINT	\$4495
:	:

*Tip: N3LPINT has standard dimensions of 32"D (short end: leg width 23¼"), 44"D (wide end: leg width 31") x 80"W.*



#### For Canadian Pricing

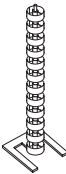
Multiply U.S. Price by the Canadian price factor.

▶ See page 1 for details.

# B-Free Cable Riser

B-Free Cable Riser

For Use with Wood B-Free Standing-Height Tables



Tip: Cable riser is for use with wood leg tables and attaches to the underside of the tray.

Standard Includes	Required to Specify
-------------------	---------------------

- |  |  |              |
|--|--|--------------|
| ▶ Need help?<br>Product details,<br>page 675 | • Cable riser spring 47¼"H: merle only | Style number |
|--|--|--------------|

Specification Information
---------------------------

Style Number	U.S. Price
N3LCABLE	\$170



**For Canadian Pricing**  
Multiply U.S. Price by the Canadian price factor.  
▶ See page 1 for details.

