



Steelcase Flex Collection

Availability

Electronic price list updated with release 200.I (U.S.) and 156.I (Canada), dated October 16, 2023.

All specifications subject to change without notice. Reference the electronic catalog/Hedberg for current pricing.

Transitional products in this specification guide are **maintained for existing customers only** and are likely to be phased out over time. These products are indicated with a . Products that are scheduled to be culled are indicated with an , followed by the last order entry date.

Surface Materials

The surface materials team has announced the launch of the Finish Library, found at www.steelcase.com/finishlibrary/.

► For a list of all trademarks, refer to the last page of this specification guide. © 2023 Steelcase Inc.



For Canadian Pricing

Canadian factor can be found at www.steelcase.com/CADpricing. Calculate in the following order to avoid rounding errors:

- Multiply the base price and each option by the Canadian factor.
- Round each to the nearest dollar.
- Add base and options for total list price.

Working with This Specification Guide

Ten Tips: How to Get the Most Out of This Book	4
Additional Resources	6

Statement of Line

Understanding

Height-Adjustable Desks Comparison Chart	18
Rectangle Height-Adjustable Desks and Bases	20
120° Height-Adjustable Desks	24
How to Calculate Power Needs	27
Work Tables and Slim Tables	28
Single Tables	30
Mobile Power	32
Curved Screens	33
Freestanding Screens	34
Acoustic Boundary	35
Carts	36
Media Cart	38
Markerboard Solutions	40
Mobile Power Charging Cart	42
Perch Stool	44
Docking Station	48
Personal Spaces	50
Accessories	56
Flex Active Frames	58
Flex Active Frame Media Towers	66
Flex Active Frames Work Island	70

► **Table of Contents, continued on next page**

Steelcase Flex Collection, continued

► Table of Contents, continued from previous page

Specifying


Rectangle Height-Adjustable Desks	73
120° Height-Adjustable Desks	75
Height-Adjustable Bases	79
Work Tables—Seated Height	81
Rectangle Work Tables—Standing Height	83
Rectangle Work Table—Bases Only	85
Slim Table	86
Slim Table—Base Only, Standing Height	87
Single Tables	88
Curved Screens	92
Freestanding Screens	93
Acoustic Boundary	94
Carts	95
Media Cart	96
Markerboard Solutions	97
Mobile Power and Charging Cart	99
Perch Stool	101
Docking Station	102
Personal Spaces	103
Accessories	107
Flex Active Frames	113

Surface Materials	139
--------------------------	------------

Resources	145
------------------	------------


Ten Tips: How to Get the Most Out of This Book

Tip 1



Watch the tabs on the right-hand edges of the pages. They'll always indicate which chapter you are in.

Tip 2



Use the Statement of Line pages for an overview of the available components, their sizes, and page references for additional information. Each *Understanding* chapter includes a statement of line after the table of contents.

Tip 3



Find cross references by looking for page numbers flagged with an arrow.

Tip 4

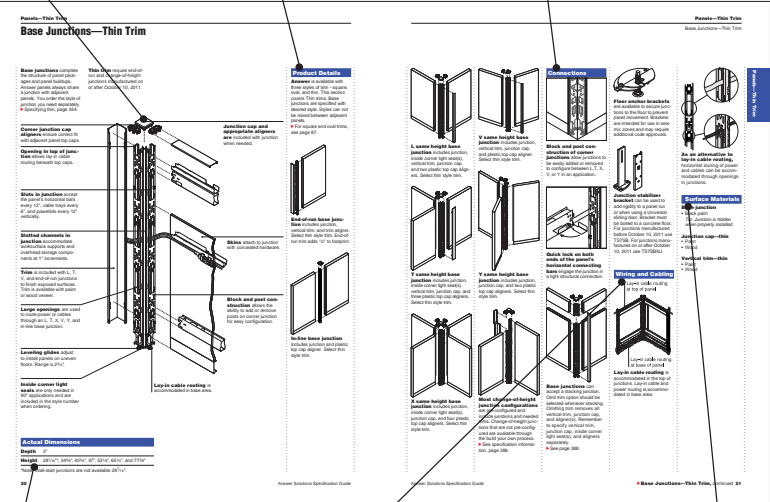
Study the product detail pages in the *Understanding* section to learn everything an expert knows about specific products. Each product detail page in this section contains the following features, where applicable:

- Product Drawing
- Actual Dimensions
- Product Details
- Connections
- Wiring and Cabling
- Surface Materials
- Application Topics

Product Drawing shows you what the product looks like and points out important features.

Product Details gives specific information on the product and how it is used.

Connections describes how the product is assembled or how it attaches to another product.



Actual Dimensions table lists the dimensions of the product.

Wiring and Cabling details the power and cable-management and cable routing capabilities of the product.

Surface Materials lists what material is used for each part of the product.

Tip 5

Refer to the specifying pages for all the information needed to order a product. Each product specifying page contains a variety of elements to help you complete a specification:

- Product Drawing
- Standard Includes
- Required to Specify
- Options
- Related Products
- Specification Information
- Dimensions
- Style Number
- Price

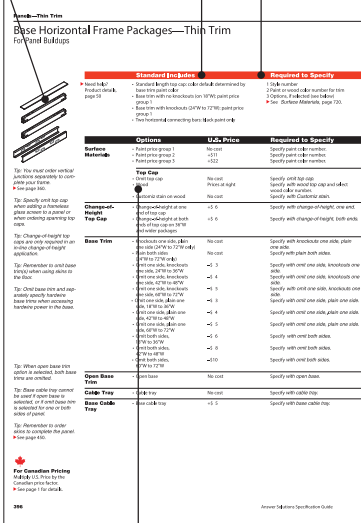
Standard Includes
(under the red or dark grey band) provides a list of what comes standard with the product.

Required to Specify
(under the red or dark grey band) itemizes the information that you must provide to order the standard product and the preferred sequence for specification.

Specification Information
(under the teal or light grey band) provides product dimensions, style numbers, and prices for the standard product and any surface material choices that are available.

Product Drawing shows you what the product looks like.

Product Drawing



Standard Includes

Standard Includes	Options	Unit Price	Required to Specify
Standard Includes	Options	Unit Price	Required to Specify
Standard Includes	Options	Unit Price	Required to Specify

Required to Specify

Required to Specify	Options	Unit Price	Required to Specify
Required to Specify	Options	Unit Price	Required to Specify
Required to Specify	Options	Unit Price	Required to Specify

Specification Information

Specification Information	Options	Unit Price	Required to Specify
Specification Information	Options	Unit Price	Required to Specify
Specification Information	Options	Unit Price	Required to Specify

Tip 6

Required to Specify

Specify with Customiz Stain

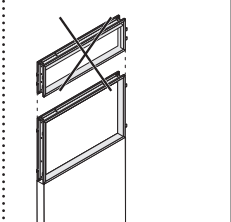
Italic typeface on specifying pages usually identifies wording that you should use in your order.

Tip 7

To determine how many skins are needed to complete a panel, consult the table at the right.
Tip: Remember to order skins for both sides of the panel buildup.

Watch for tips throughout the text that give you explanations and helpful instructions.

Tip 8



Learn what you cannot do by looking for drawings crossed out with an "X."

Tip 9

Use the surface materials listings in the Surface Materials section of this book to find surface material color numbers.

Tip 10

Style Number	Page
TS7042BL	131
TS7042S	130
TS7048BL	131
TS7048S	130
TS7060BL	131
TS7060S	130
TS7072BL	131

Refer to the style number index when you know a style number and you need to find the page that has more details about the product.

Additional Resources

Flex products are supported with informational materials, tools, and software to help you plan, specify, and order an installation efficiently.

Printed Materials

Other Specification Guides

Steelcase offers a comprehensive portfolio of furniture and solutions. For the full offering of products, refer to the individual product specification guides. These can be accessed at the www.steelcase.com web site or at village.steelcase.com.

Computer Tools

Electronic Catalog

Accurate sales quotations and purchase orders for Steelcase products are created with specification software that uses Steelcase Electronic Catalog data. Use the data to specify and price style numbers and options for every Steelcase product. The data is updated bimonthly by Steelcase and provided to software programs including: the Hedberg Business System, SmartTools—Steelcase's design and specification software (for more information on SmartTools, please email SmartTools@steelcase.com), the ProjectMatrix Project Symbols libraries, as well as 20-20 CAP Studio.

Furniture Symbol Graphic Data

Steelcase creates 2D and 3D furniture symbols (with attributes) for planning and initially specifying Steelcase products. This data is incorporated into several add-on software packages that work in either a Microstation or an AutoCAD drafting environment.

Digital Publications

You can access these digital publications at www.steelcase.com or village.steelcase.com.

Support

Steelcase Capabilities

Steelcase products are distributed, installed, and serviced through a network of more than 600 dealers worldwide. Steelcase is also represented with offices and corporate showrooms in 26 U.S. cities, 4 Canadian cities, and in France, Germany, Great Britain, and Japan. Every Steelcase product meets our exceptionally high standards of quality and durability and comes with the Steelcase assurance of excellence in service.

For ordering or product assistance,

please call your local dealer, the Steelcase Solutions Resource Team, or the Steelcase Solutions Fulfillment Team at 1.888.STEELCASE (1.888.783.3522) or send an e-mail to lineone@steelcase.com.

Call the Steelcase Solutions Resource Team prior to placing an order, when working on a bid, or when you need information about product applications and specifications.

Call the Steelcase Solutions Fulfillment Team if you have submitted an order to Steelcase and you need to speak to your Solutions Fulfillment Team Representative about the order. Also call if you have any post-shipment quality concerns or service parts questions.

For warranty information, please go to <http://www.steelcase.com/warranty/>.

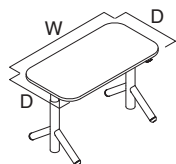
Outside the U.S.A., Canada, Mexico, Puerto Rico, and the U.S. Virgin Islands, call 1.616.247.2500.

For information about Steelcase, the name of your nearest Steelcase dealer, or for product literature, call 1.800.333.9939 or visit our Web site: www.steelcase.com.

Sustainability

At Steelcase, we believe business can be a force for good. We create long-lasting products that are better for people and better for the planet. Our products and operations use life cycle thinking to meet our commitment to reducing climate change. This commitment is reinforced by practices such as designing to minimize global warming and other life cycle impacts, ensuring material health, and enabling end-of-use strategies. To learn more at a corporate level, visit: <https://www.steelcase.com/discover/steelcase/esg-overview/environmental/ProductEnvironmentalProfiles>, which provide key environmental attributes such as recycled content, embodied carbon and recyclability, as well as product certifications can be found by searching for Steelcase at *Origin.build*.

Statement of Line

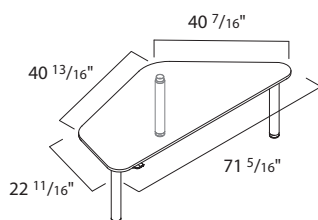


Understanding
 ▶ Page 20
 Specifying
 ▶ Page 73

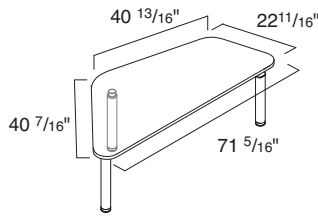
Rectangle Height-Adjustable Desks

	46"W	58"W	70"W
23"D or 24"D	•	•	•
29"D or 30"D	•	•	•

Tip: Widths are parametric to 1/16" from 46"–72".



Left Hand

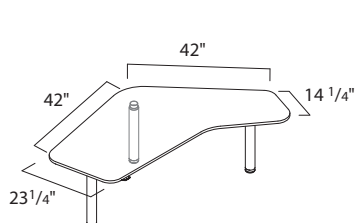


Right Hand

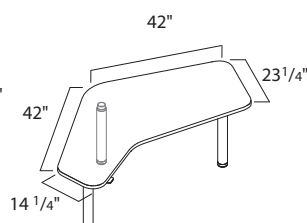
Understanding
 ▶ Page 24
 Specifying
 ▶ Page 75

120° Straight Height-Adjustable Desks

	Depth Left	Depth Right	Width Back	Width Front
Left-Hand	22 ¹¹ / ₁₆ "	40 ⁷ / ₁₆ "	40 ¹³ / ₁₆ "	71 ⁵ / ₁₆ "
Right-Hand	40 ⁷ / ₁₆ "	22 ¹¹ / ₁₆ "	40 ¹³ / ₁₆ "	71 ⁵ / ₁₆ "



Left Hand



Right Hand

Understanding
 ▶ Page 24
 Specifying
 ▶ Page 77

120° Corner Height-Adjustable Desks

	Depth Left	Depth Right	Width Back	Width Front
Left-Hand	23 ¹ / ₄ "	14 ¹ / ₄ "	42"	42"
Right-Hand	14 ¹ / ₄ "	23 ¹ / ₄ "	42"	42"

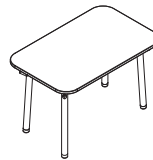


Understanding
► Page 20
Specifying
► Page 79

Rectangle Height-Adjustable Bases

	46"W	58"W	70"W
23"D or 24"D	●	●	●
29"D or 30"D	●	●	●

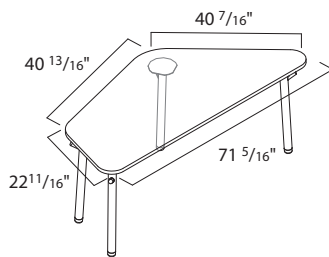
Tip: Widths are parametric to 1/16" from 46"–72".



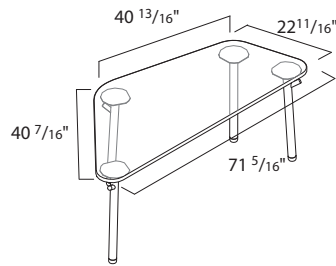
Understanding
► Page 28
Specifying
► Page 81

Rectangle Work Tables—Seated Height

	46"W	58"W	70"W
23"D	●	●	●
29"D	●	●	●



Left Hand

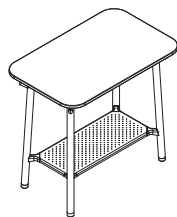


Right Hand

Understanding
► Page 28
Specifying
► Page 82

120° Straight Work Table—Seated Height

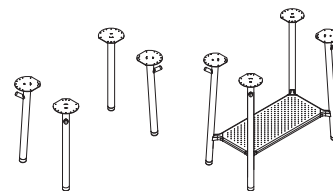
	Depth Left	Depth Right	Width Back	Width Front
Left-Hand	22 ¹¹ / ₁₆ "	40 ⁷ / ₁₆ "	40 ¹³ / ₁₆ "	71 ⁵ / ₁₆ "
Right-Hand	40 ⁷ / ₁₆ "	22 ¹¹ / ₁₆ "	40 ¹³ / ₁₆ "	71 ⁵ / ₁₆ "



Understanding
► Page 28
Specifying
► Page 83

Rectangle Work Tables—Standing Height

	46"W	58"W	70"W
23"D	●	●	●
29"D	●	●	●



Understanding
► Page 28
Specifying
► Page 85

Rectangle Work Table—Bases Only

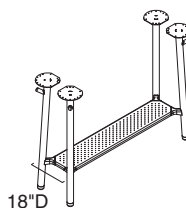
	46"W	58"W	70"W
23"D	●	●	●
29"D	●	●	●



Understanding
 ▶ Page 28
 Specifying
 ▶ Page 86

Slim Table

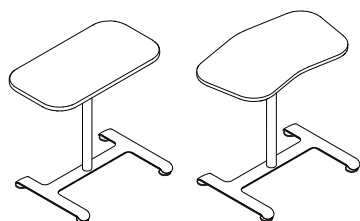
58"W
18"D



Understanding
 ▶ Page 28
 Specifying
 ▶ Page 87

Slim Table—Base Only, Standing Height

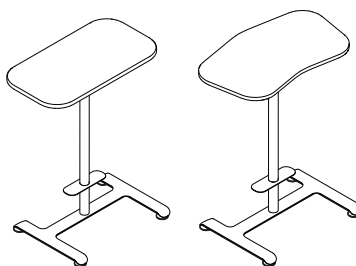
58"W
18"D



Understanding
 ▶ Page 30
 Specifying
 ▶ Page 88

Single Tables—Seated Height

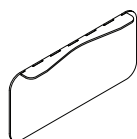
Rectangle	Chevron
33"W	33½"W
18"D	
20"D	



Understanding
 ▶ Page 30
 Specifying
 ▶ Page 89

Single Tables—Standing Height

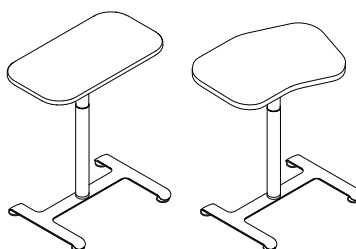
Rectangle	Chevron
33"W	33½"W
18"D	
20"D	



Understanding
 ▶ Page 30
 Specifying
 ▶ Page 91

Single Table Modesty Panel

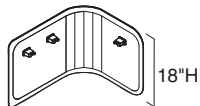
24"W
11"H



Understanding
 ▶ Page 30
 Specifying
 ▶ Page 90

Single Tables—Pneumatic Height

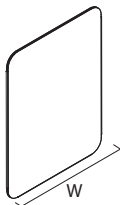
Rectangle	Chevron
33"W	33½"W
18"D	
20"D	



Understanding
 ▶ Page 33
 Specifying
 ▶ Page 92

Curved Screens

	46"W	58"W	70"W
18"H	●	●	●

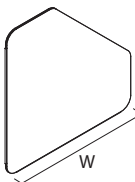


Understanding
 ▶ Page 34
 Specifying
 ▶ Page 93

Rectangle Freestanding Screen

	47"H	60"H	71"H
24"W	●	●	●
30"W	●	●	●
36"W	●	●	●
42"W	●	●	●

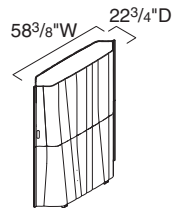
Tip: Rectangle screens are also available parametrically in width to the 1/16" between 24" and 42". Parametric specification defines actual screen width.



Understanding
 ▶ Page 34
 Specifying
 ▶ Page 93

Angled Freestanding Screen

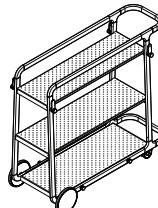
	47"H
47"W	●



Understanding
 ▶ Page 35
 Specifying
 ▶ Page 94

Acoustic Boundary

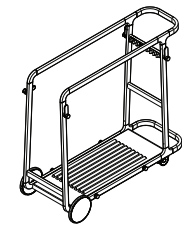
	79"H	116 7/8"H
58 3/8"W	●	●



Understanding
 ▶ Page 36
 Specifying
 ▶ Page 95

Team Cart

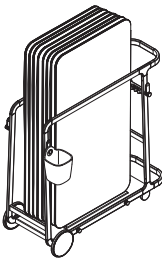
	41 3/8"H
46"W	●



Understanding
▶ Page 36
Specifying
▶ Page 95

Board Cart

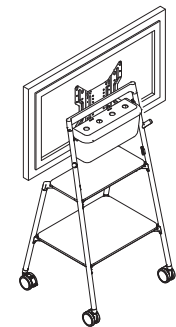
41³/₈"H
46"W



Understanding
▶ Page 36
Specifying
▶ Page 95

Board Cart Package

41³/₈"H
46"W



Understanding
▶ Page 38
Specifying
▶ Page 96

Media Cart

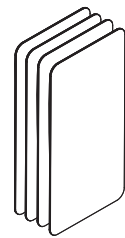
26⁴/₅"D
30¹/₅"W



Understanding
▶ Page 40
Specifying
▶ Page 97

Markerboard

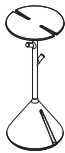
47"H 71"H
35¹/₂"W



Understanding
▶ Page 40
Specifying
▶ Page 97

Markerboard Package


47"H 71"H
35¹/₂"W



Understanding
▶ Page 40
Specifying
▶ Page 97

Stand


38"H
16" Dia.



Understanding
 ▶ Page 40
 Specifying
 ▶ Page 98

Wall Rails

Tip: Widths are parametric to 1/16" from 48"—96"W.



Understanding
 ▶ Page 40
 Specifying
 ▶ Page 98

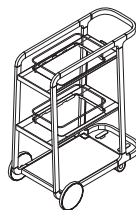
Wall Rails Package

Tip: Widths are parametric to 1/16" from 48"—96"W.



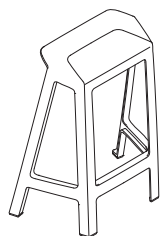
Understanding
 ▶ Page 32
 Specifying
 ▶ Page 99

Mobile Power



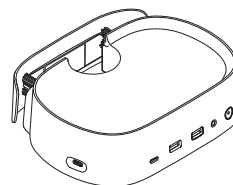
Understanding
 ▶ Page 42
 Specifying
 ▶ Page 100

Mobile Power Charging Cart



Understanding
 ▶ Page 44
 Specifying
 ▶ Page 101

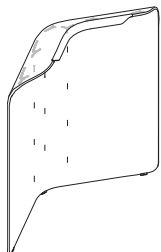
Perch Stool



Understanding
 ▶ Page 48
 Specifying
 ▶ Page 102

Docking Station

Personal Spaces Privacy Wraps

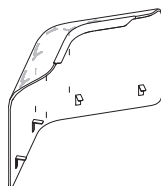


120° Freestanding Privacy Wrap

Understanding

► Page 50
Specifying

► Page 103

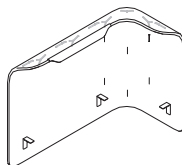


120° Desk Mount Privacy Wrap

Understanding

► Page 51
Specifying

► Page 104

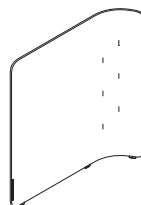


90° Desk Mount Privacy Wrap

Understanding

► Page 51
Specifying

► Page 105



120° Back Privacy Wrap

Understanding

► Page 52
Specifying

► Page 106

Accessories



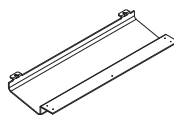
Power Hanger



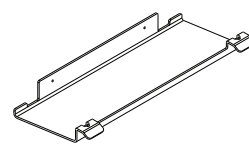
Baskets



Cups



Cable Tray for Rectangle Height-Adjustable Desks



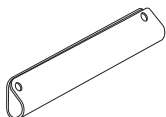
Cable Tray for 120° Flex Height-Adjustable Desks

Understanding


► Page 56

Specifying

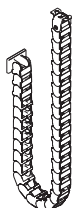
► Pages 107–112



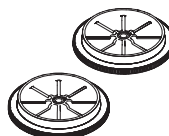
Cable Catch for Rectangle Work Tables



Cable Brackets



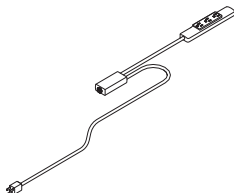
Cable Riser



Brakes for Rectangle Height-Adjustable Desks



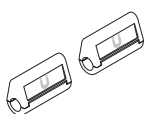
Media Cart Basket



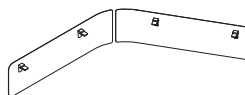
Media Cart Power



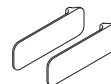
Media Cart VESA Plate Adapter



Magnetic Cable Clips

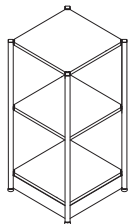


Modesty Panel for 120° Height-Adjustable and 120° Straight Work Table



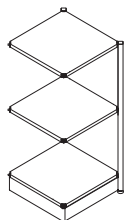
Magnetic Name Tag

Flex Active Frames



Frame

Understanding
 ▶ Page 58
 Specifying
 ▶ Page 113



Extension

Understanding
 ▶ Page 58
 Specifying
 ▶ Page 115



Fixed Board

Understanding
 ▶ Page 58
 Specifying
 ▶ Page 117



Infill Single Panel

Understanding
 ▶ Page 58
 Specifying
 ▶ Page 118



Shelf

Understanding
 ▶ Page 58
 Specifying
 ▶ Page 119



Door

Understanding
 ▶ Page 58
 Specifying
 ▶ Page 120



Tool Box

Understanding
 ▶ Page 58
 Specifying
 ▶ Page 121



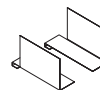
Mobile Board Clip

Understanding
 ▶ Page 58
 Specifying
 ▶ Page 121



Cable Clip

Understanding
 ▶ Page 58
 Specifying
 ▶ Page 121



Bookends

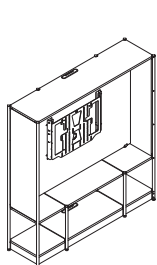
Understanding
 ▶ Page 58
 Specifying
 ▶ Page 121



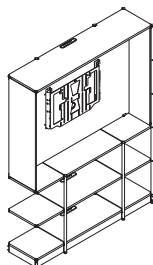
Coat Rod

Understanding
 ▶ Page 58
 Specifying
 ▶ Page 122

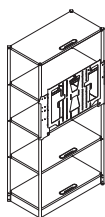
Flex Active Frame Media Tower



Media Tower Internal Mount
Understanding
▶ Page 66
Specifying
▶ Page 123



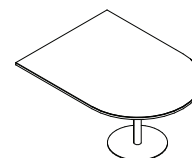
Media Tower Internal Mount, Extension
Understanding
▶ Page 66
Specifying
▶ Page 123



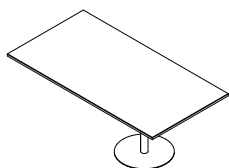
Media Tower External Mount
Understanding
▶ Page 66
Specifying
▶ Page 126



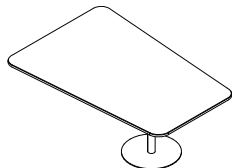
Media Tower Utility Power
Understanding
▶ Page 66
Specifying
▶ Page 128



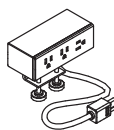
Media Table D-Shape
Understanding
▶ Page 66
Specifying
▶ Page 129



Media Table Rectangle
Understanding
▶ Page 66
Specifying
▶ Page 130

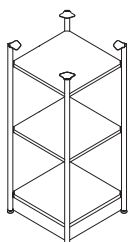


Media Table Sightline
Understanding
▶ Page 66
Specifying
▶ Page 131

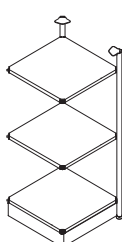


Worksurface Clamp Power
Understanding
▶ Page 66
Specifying
▶ Page 132

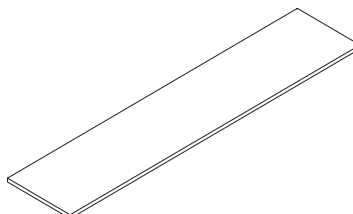
Flex Active Frames Work Island



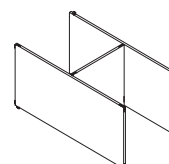
Frame
Understanding
▶ Page 70
Specifying
▶ Page 133



Extension
Understanding
▶ Page 70
Specifying
▶ Page 135



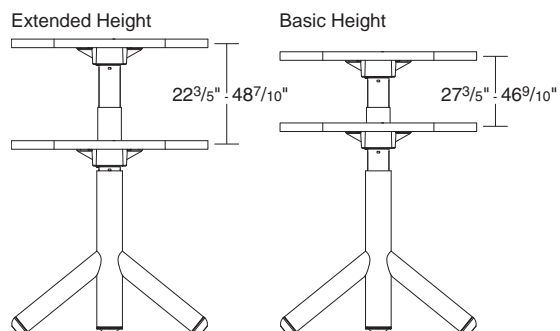
Worksurface
Understanding
▶ Page 70
Specifying
▶ Page 137



Infill Center Panel
Understanding
▶ Page 70
Specifying
▶ Page 138

Height-Adjustable Desks Comparison Chart

Rectangle Height-Adjustable Desks



Enhanced sit-to-stand height-adjustability

A push button delivers electric adjustability up to 1 1/2" per second. Includes two controller options:

- Simple touch
- Active touch

	Weight Capacity
Flex Rectangle	360 lb

Tip: When calculating lifting capacity, subtract the weight of the worksurface, understructure, and options selected.

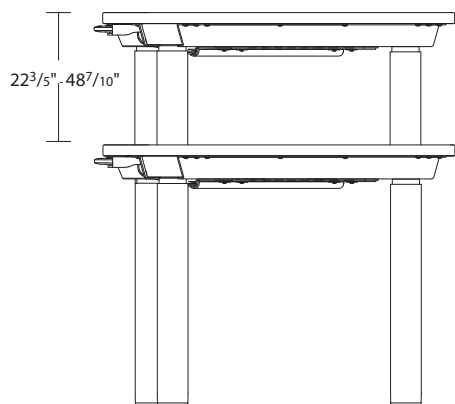
► See *Storage Specification Guide* for worksurface weights.

Adjustables Comparison Chart

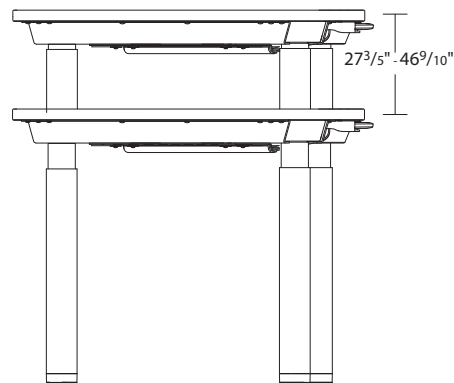
	Flex Rectangle Sit-to-Stand
Range of Adjustment	Extended height: 22 ³ / ₅ " — 48 ⁷ / ₁₀ " Basic height: 27 ³ / ₅ " — 46 ⁹ / ₁₀ "
Type of Adjustment	Electric
Distributed Weight Capacity	360 lb
Worksurface Weight	See page 19 for worksurface weights
Worksurface Thickness	1"
Controller	Simple touch, Active touch
Integrated Rail	No
Integrated Soft Edge	No
Integrated Power	Yes
Motor	Enclosed
Decibel Rating	< 45 dBA
Volts	120v AC
Input Amps	2.5A
Watts	300W
Standby Power	0.1W
Frequency and Phase	60 Hz Single Phase
Adjustability Speed	1 1/2" per second
Stretcher or Understructure Design	Fixed
Base Only Availability	Yes
ANSI/BIFMA (29"D Knee depth requirement for worksurface)	Meet or Exceed

120° Height-Adjustable Desks

Extended Height



Basic Height



Enhanced sit-to-stand height-adjustability

A push button delivers electric adjustability up to 1 1/2" per second. Includes two controller options:

- Simple touch
- Active touch

	Weight Capacity
Flex 120° Straight and Flex 120° Corner	540 lb

Tip: When calculating lifting capacity, subtract the weight of the worksurface, understructure, and options selected.

► See *Storage Specification Guide* for worksurface weights.

Adjustables Comparison Chart	
	Flex 120° Straight and Flex 120° Corner Sit-to-Stand
Range of Adjustment	Extended height: 22 ³ / ₅ " — 48 ⁷ / ₁₀ " Basic height: 27 ³ / ₅ " — 46 ⁹ / ₁₀ "
Type of Adjustment	Electric
Distributed Weight Capacity	540 lb
Worksurface Weight	See page 19 for worksurface weights
Worksurface Thickness	1"
Controller	Simple touch, Active touch
Integrated Rail	No
Integrated Soft Edge	No
Integrated Power	Yes
Motor	Partially enclosed
Decibel Rating	< 45 dBA
Volts	100v-240v AC
Input Amps	3.75A
Watts	450W
Standby Power	0.1W
Frequency and Phase	60 Hz Single Phase
Adjustability Speed	1 1/2" per second
Stretcher or Understructure Design	Fixed
Base Only Availability	No
ANSI/BIFMA (29"D Knee depth requirement for worksurface)	Meet or Exceed

Rectangle Height-Adjustable Desks and Bases

Rectangle height-adjustable desks

bring mobility and wellbeing, allowing users to change posture and location to suit their work needs. Optional integrated power includes a single power cord that comes out of the desk for ease of movement.

► Specifying pages 73 and 79

Desk has a wood core with a High-Pressure Laminate, wood veneer surface, and is 1" thick.

Edge is available in 3 mm edge profile, when High-Pressure Laminate is selected.

Square edge is available in 3 mm edge profile, when wood veneer is selected.

Basic height-adjustable base adjusts from 27³/₈"H–46⁷/₁₀"H in any increment.

Extended height-adjustable base adjusts from 22³/₈"H to 48⁷/₁₀"H in any increment.

Brakes are available as an option or can be specified separately. Brake can be activated by the user to fix the mobile desk into place and is engaged by spinning the ring to the floor.

Tip: Brake is recommend for use on hard floors.

Push button simple touch controller adjusts height at a rate of 1¹/₂" per second.

Base supports a maximum distributed weight load of 360 pounds (2-leg).

Tip: When calculating lifting capacity, subtract the weight of the worksurface, understructure, and options selected.

► See page 23 for *worksurface weights*.

Lifting column is controlled by central control box for synchronization. Columns are precision balanced to minimize surface vibrations.

Active touch controller is Bluetooth-enabled; is standard and includes digital display, two preset buttons, double-tap automatic drive, and active motion posture reminders.

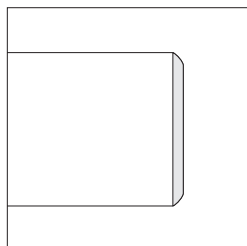
Tip: Steelcase Rise mobile app is available that pairs with any active touch controller to support preferences, presets, and activity tracking.

Directional rollers provide intentional user mobility.

Product Details

High-Pressure Laminate Desks

Edge profile is available in 3 mm edge profile.



PVC-free, 3 mm edge profiles are proprietary polyolefin blend for all solid colors and woodgrain finishes.

Edge profile finishes are specified separately from laminate color.

Radius corners are standard and have a 5" radius on all four sides with a continuous user edge. Radius corners eliminate sharp edges and are appropriate for mobile furniture.

Wood Veneer Desks

Edge profile is wood veneer with a square (3 mm) radius.

Simple touch controller is available as an option and easily adjusts height of desk, at a rate of 1½" per second, by lifting or pressing down on the controller.

Tip: Available with an antimicrobial option.

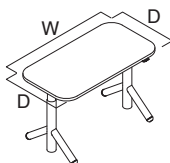
Active touch controller is Bluetooth-enabled; is standard and includes digital display, two preset buttons, double-tap automatic drive, and active motion posture reminders.

Tip: Mobile app is available that pairs with any active touch controller to support preferences, presets, and activity tracking.

Obstruction sensing technology is standard with all Flex desks. The worksurface will backtrack when it makes contact with an object.

The overall depth of the worksurface is 23"D, 24"D, 29"D, or 30"D.

Desk overhang for CPU holder or layering of low storage and pedestals is available as an option. The overhang is 9" and available on 58"W or larger desks. Desk widths 70"W or larger allow for single or dual overhang.



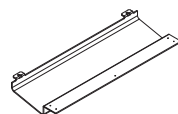
Extended height Flex desks adjust 22⅜"H to 48⅞"H in any increment. Basic height-adjustable base adjusts from 27⅜"H–46⅞"H in any increment.

Wiring and Cabling

Low surge electric motor with quiet operation adjusts at 1½" per second. Motor is 110V and includes a 10' power cord. Motor has 0.1W standby power.

Chicago requires that desks shipping into Illinois ship with a 9' power cord.

Flex desks and bases are listed by ETL.



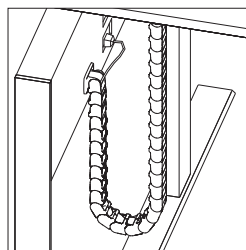
Cable trays are available as an option or can be ordered separately. 46"W–57½"/16"W desks use the 28" cable tray. 58"W–72"W desks use the 40"W cable tray. When specifying a desk overhang, see the chart below for additional guidelines.

Overhang	Worksurface Width			
	46"W–57½"/16"W	58"W–65½"/16"W	66"W–69½"/16"W	70"W–72"W
None	28"W Cable Tray	40"W Cable Tray		
Left or Right		28"W Cable Tray	40"W Cable Tray	
Left and Right				28"W Cable Tray

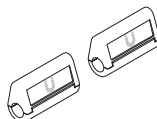
Integrated power is optional and is located in the understructure of a desk. Integrated power consolidates technology to provide one cord out of the desk for convenience to the user. Two versions are available: underworksurface only and underworksurface plus worksurface clamp on convenience power. Worksurface power has two power outlet options, either dual USB-A or USB-C. Desks 57½"/16"W and under receive three power outlets in the understructure and desks 58"W and above receive five power outlets. Over-current power protection is standard on the integrated power option. If the over-current protection trips, reset by pushing the button located on the face of the understructure.

Integrated power is standard with a 10' standard black power cord. A 20' cord option is available if additional length is needed. For extra color, braided cord option is available.


Integrated power is available with either a standard three prong NEMA plug for use with standard receptacles or with Steelcase's proprietary thread low-profile plug for use with one-door and two-door low-profile connectors.



Cable riser, with fence connection, inside dimensions are 1"D x 1"W to accommodate a variety of cord sizes. Overall depth is 2".



Magnetic cable clips are optimized for the Flex braided one-cord out solution. However, the magnetic cable clips will work on Ology, Migration SE, and the standard Flex power cords. The clips are used to manage power cords out of the users way. Orderable as a separate style number.



Cable brackets, ordered separately, support horizontal cable management below the worksurface.
 ▶ Specifying, page 109



Inside dimensions of cable brackets are 6"D x 2¼"W x 1/16"H.

Surface Materials

High-Pressure Laminate Desk

- Laminate
- ▶ See *Surface Materials Reference Manual*.
- Open Line laminate (option)
 A program including non-Steelcase laminates which are suitable for use on Steelcase products.
- ▶ See *Surface Materials Reference Manual*.

3 mm edge profile

- Plastic

Wood Veneer Desk

- Wood veneer (standard)
- Customiz stain (option)
- Full-fill finish (option)

Square 3 mm edge profile

- Wood veneer to match desk

Height-adjustable base

- 4799 Platinum Metallic
- 7207 Black
- 7243 Seagull
- 7360 Merle

Foot

- Paint

Rollers

- 6053 Seagull
- 6205 Black
- 6249 Platinum Solid
- 6527 Merle

Brake

- 6527 Merle

Braided Cord Color Matrix

Braided cord samples are not available to order. Use matrix below that compares the braided cord finish to the nearest Steelcase finish color for color reference purposes.
Tip: Braided cord color is defaulted to 9007 Sterling.

Finish	Similar Steelcase Color
9003 Fuchsia	PerfectMatch
9004 Marlin	4AZ5 Marlin
9006 Chili	6338 Chili
9007 Sterling*	6059 Sterling Dark Solid
9008 Honey	4CZ5 Honey
9009 Black	0835 Black
9010 Light Peacock	4CZ8 Light Peacock
9011 Seagull	4858 Seagull

*Default finish on integrated power.

Application Topics

Moving desks can collide with other components. Do not install overhead storage, desk-height power, or desk accessories in the path of height-adjustable desks.

Universal boundary screens are not permitted on height-adjustable desks, as they do not pass minimum safety requirements which could result in the desk tipping over.

On extended height desks, any storage higher than 19" will impede the height range of the desk. On basic height desks, any storage higher than 23⁷/₁₀" will impede the height range of the desk.
Tip: Do not place storage underneath controller.

When mounting CPU holders, specify the overhang option.
Tip: CPU holders that require less than 12"D clearance may be mounted inboard of legs.

All assemblies meet or exceed ANSI/BIFMA standards.

WARNING

Read base only warranty limitations.

Keyboard assemblies are not allowed for use on height-adjustable desks. They do not meet minimum safety requirements.

Installation

Desks ship with pre-drilled holes for mounting bases.

Height-adjustable base requires attachment to the worksurface.

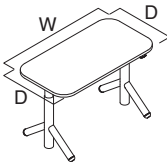
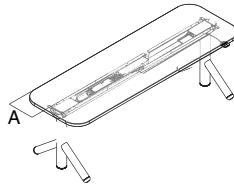
Base supports a maximum distributed weight capacity of 360 pounds.

Tip: When calculating lifting capacity, subtract the weight of the worksurface, understructure, and options.

Tip: A label applied to the underside of the worksurface will include the load-capacity for each desk.

Tip: Flex 90° desk mounted wraps will work on Flex rectangular height-adjustable desks 23"D x 52"W and above.

Worksurface Weight

Worksurface Shape	W	D	Worksurface Weight		Understructure Weight	Leg Clearance (A)	Options	Desk Mounted Wrap	Accessory
			23"D	24"D			Integrated Power Weight		Curved Screen*
	46"	23" or 24"	27 lb	29 lb	7.1 lb	9½"	5.0 lb	29 lb	1.9 lb
	58"	23" or 24"	35 lb	36 lb	9.4 lb	9½"	5.0 lb	29 lb	3.7 lb
	70"	23" or 24"	42 lb	43 lb	11.7 lb	9½"	5.0 lb	29 lb	5.5 lb
			29"D	30"D					
	46"	29" or 30"	34 lb	36 lb	7.1 lb	12½"	5.0 lb	29 lb	1.9 lb
	58"	29" or 30"	43 lb	45 lb	9.4 lb	12½"	5.0 lb	29 lb	3.7 lb
	70"	29" or 30"	52 lb	54 lb	11.7 lb	12½"	5.0 lb	29 lb	5.5 lb

*For detailed curved screen information, see page 33.

120° Height-Adjustable Desks

120° height-adjustable desks

bring mobility and wellbeing, allowing users to change posture and location to suit their work needs.

Optional integrated power includes a single power cord that comes out of the desk for ease of movement.

► Specifying, pages 75–77

Edge is available in 3 mm edge profile, when High-Pressure Laminate is selected.

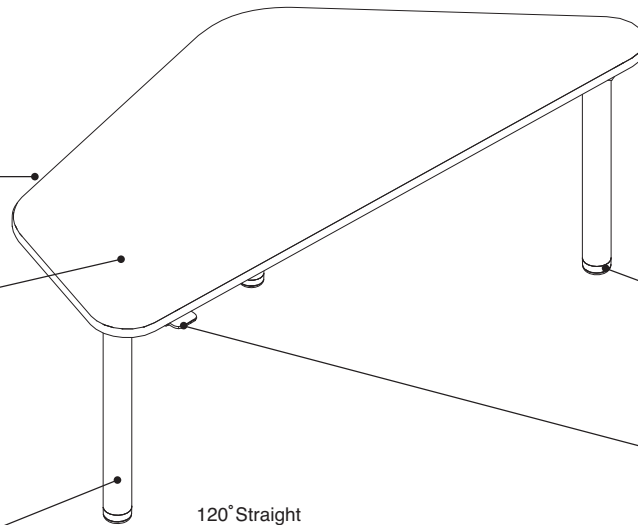
Desk has a wood core with a High-Pressure Laminate, wood veneer surface and is 1" thick.

Base is available in extended or basic height: extended height-adjustable base adjusts from 22³/₅"H to 48⁷/₁₀"H in any increment.

Base supports a maximum distributed weight load of 540 pounds (3-leg).

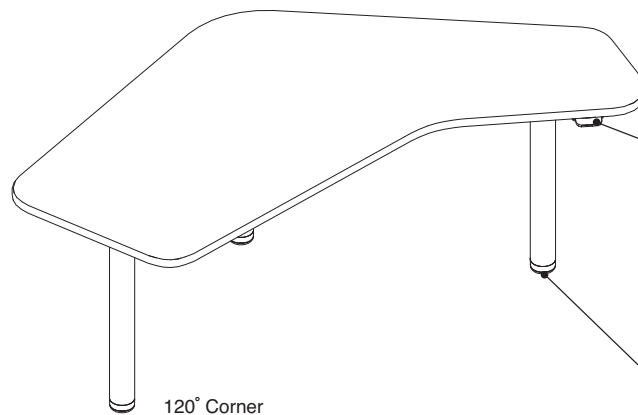
Tip: When calculating lifting capacity, subtract the weight of the worksurface, understructure, and options selected.

Basic height-adjustable base adjusts from 27³/₅"H–46⁹/₁₀"H in any increment.



Lifting columns are controlled by a central control box for synchronization. Columns are precision balanced to minimize surface vibrations.

Push button simple touch controller adjusts height at a rate of 1½" per second.



Active touch controller is Bluetooth-enabled; is standard and includes digital display, two preset buttons, double-tap automatic drive, and active motion posture reminders.

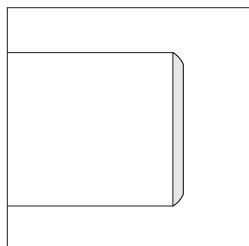
Tip: Steelcase Rise mobile app is available that pairs with any active touch controller to support preferences, presets, and activity tracking.

Slide glide on 120° height-adjustable desks provides intentional user mobility.

Product Details

High-Pressure Laminate Desks

Edge profile is available in 3 mm edge profile.



PVC-free, 3 mm edge profiles are proprietary polyolefin blend for all solid colors and woodgrain finishes.

Edge profile finishes are specified separately from laminate color.

Radius corners are standard with a continuous user edge. Radius corners eliminate sharp edges and are appropriate for mobile furniture.

Wood Veneer Desks

Edge profile is wood veneer with a square (3 mm) radius.

Simple touch controller is available as an option and easily adjusts height of desk, at a rate of 1½" per second, by lifting or pressing down on the controller.

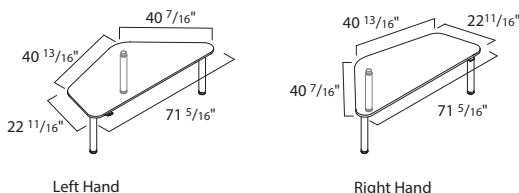
Tip: Available with an antimicrobial option.

Active touch controller is standard and includes digital display, two preset buttons, double-tap automatic drive, and active motion posture reminders.

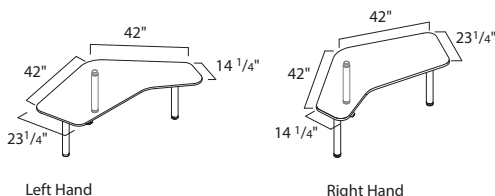
Tip: Mobile app is available that pairs with any active touch controller to support preferences, presets, and activity tracking.

Obstruction sensing technology is standard with all Flex desks. The worksurface will backtrack when it makes contact with an object.

120° Straight

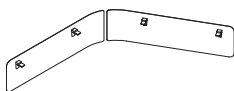


120° Corner



Extended height Flex desks adjust 22¾"H to 48 7/10"H in any increment.

Basic height-adjustable base adjusts from 27¾"H-46 9/10"H in any increment.



Modesty panels are available on the 120° height-adjustable desks as an option, or can be ordered separately. The two piece design provides modesty for the user, and attachment for the magnetic cable clips to keep the height-adjustable power cord out of the users way.

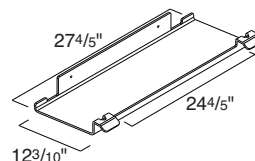
Monitor arms approved for use with Flex 120° height-adjustable desks are: **CSFSTDDUALBAR**, **CFINTRODSLIDE**, **CFINTRO**.

Wiring and Cabling

Low surge electric motor with quiet operation adjusts at 1½" per second. Motor is 110V and includes a 10' power cord. Motor has 0.1W standby power.

Chicago requires that desks shipping into Illinois ship with a 9' power cord.

Flex desks and bases are listed by ETL.

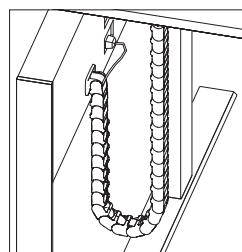


120° cable tray is available on the 120° height-adjustable desks as an option, or can be ordered separately.

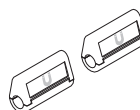
Integrated power is optional and is located in the understructure of a desk. Integrated power consolidates technology to provide one cord out of the desk for convenience to the user. Two versions are available: underworksurface only and underworksurface plus worksurface clamp on convenience power. Worksurface power has two power outlet options, either dual USB-A or USB-C. Desks receive five power outlets. Over-current power protection is standard on the integrated power option. If the over-current protection trips, reset by pushing the button located on the face of the understructure.

Integrated power is standard with a 10' standard black power cord. A 20' cord option is available if additional length is needed. For extra color, a braided cord option is available. Curly cord is also available for extra cord management.

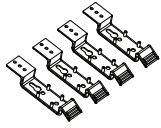
Integrated power is available with either a standard three prong NEMA plug for use with standard receptacles or with Steelcase's proprietary thread low-profile plug for use with one-door and two-door low-profile connectors.



Cable riser, with fence connection, inside dimensions are 1"D x 1"W to accommodate a variety of cord sizes. Overall depth is 2".



Magnetic cable clips are optimized for the Flex braided one-cord out solution. However, the magnetic cable clips will work on Ology, Migration SE, and the standard Flex power cords. The clips are used to manage power cords out of the users way. Orderable as an option on the 120° Flex height-adjustable desks, or as a separate style number.



Cable brackets, ordered separately, support horizontal cable management below the worksurface.
► Specifying, page 109



Inside dimensions of cable brackets are 6"D x 2¼"W x 1/16"H.

Surface Materials

High-Pressure Laminate Desk

- Laminate
- See *Surface Materials Reference Manual*.
- Open Line laminate (option)
A program including non- Steelcase laminates which are suitable for use on Steelcase products.
- See *Surface Materials Reference Manual*.

3 mm edge profile

- Plastic

Wood Veneer Desk

- Wood veneer (standard)
- Customiz stain (option)
- Full-fill finish (option)

Square 3 mm edge profile

- Wood veneer to match desk

Height-adjustable base

- 4799 Platinum Metallic
- 7207 Black
- 7243 Seagull
- 7360 Merle

Desk slide glide

- 6527 Merle

Modesty panel

- Paint

Modesty panel bracket

- 6527 Merle

Magnetic cable clips

- 6053 Seagull

Braided Cord Color Matrix

Braided cord samples are not available to order. Use matrix below that compares the braided cord finish to the nearest Steelcase finish color for color reference purposes.
Tip: Braided cord color is defaulted to 9007 Sterling.

Finish	Similar Steelcase Color
9003 Fuchsia	PerfectMatch
9004 Marlin	4AZ5 Marlin
9006 Chili	6338 Chili
9007 Sterling*	6059 Sterling Dark Solid
9008 Honey	4CZ5 Honey
9009 Black	0835 Black
9010 Light Peacock	4CZ8 Light Peacock
9011 Seagull	4858 Seagull

*Default finish on integrated power.

Application Topics

Moving desks can collide with other components. Do not install overhead storage, desk-height power, or desk accessories in the path of height-adjustable desks.

Universal boundary screens are not permitted on height-adjustable desks, as they do not pass minimum safety requirements which could result in the desk tipping over.

On extended height desks, any storage higher than 19" will impede the height range of the desk. On basic height desks, any storage higher than 23⁷/₁₀" will impede the height range of the desk.

Tip: Do not place storage underneath controller.

All assemblies meet or exceed ANSI/BIFMA standards.



Read base only warranty limitations.

Keyboard assemblies are not allowed for use on height-adjustable desks. They do not meet minimum safety requirements.

How to Calculate Power Needs

Use This to Determine How Many Power-Ins You'll Need

How to Calculate
Power Needs

When planning a power network, you must calculate the amperage requirements of all your electrical components so you can provide sufficient electricity to power them.

If your usage is not known in advance:

The National Electrical Code (NEC) allows a maximum of 13 receptacles on each 20-amp circuit. This provides up to 30 receptacles for each 3-circuit power-in.

If your usage is known in advance:

Add up the amperage used by each piece of equipment in the workstation. Whenever you reach 60 amps (20 amps times 3 circuits) from items that are likely to be used at the same time, you have reached the limit for a single power-in. Specify another power-in and continue until all equipment is powered.

If the circuits will normally be subject to a continuous load (three or more hours of continuous use, such as lights or computers), the NEC requires that circuit capacity be "de-rated" by 20 percent. Therefore, treat circuits used for continuous loads as if they were rated at 16 amps instead of the regular 20 amps.

Try to anticipate future increases in power requirements and build some excess capacity into your plan.

► See table at right for typical and actual amperage usages for components.

To calculate amperage when the wattage of a device is known, divide watts by 120.

Some appliances, such as large copiers, coffee makers, or space heaters require most of the current available on a 20-amp circuit. It is recommended that such devices be supplied with their own receptacle/circuit, directly from the building. This leaves the capacity of the furniture circuits available for the more dynamic requirements of the office equipment.

Local electrical codes vary. Consult a qualified electrical contractor or engineer for the proper planning of electrical circuits in your locale.

Approximate power consumption for common devices

• Device	• Wattage	• Amperage	• Voltage	• Number of Devices Supported on Single 20 Amp Circuit*
Laptop	90	0.8	110	20
CPU/Desktop Computer	120	1.1	110	15
Monitor	60	0.5	110	29
Phone	5	0.0	110	352
High Power Tablet (e.g. Surface Pro)	40	0.4	110	44
Low Power Tablet (e.g. iPad Air)	15	0.1	110	117
Desktop Printer	40	0.4	110	44
42" LCD Screen	210	1.9	110	8
DVD Player	25	0.2	110	70
Projector	175	1.6	110	10
Desktop Lamp	19	0.2	110	93
Large Printer/Copier (high)	1900	17.3	110	1
Large Printer/Copier (low)	850	7.7	110	2
Paper Shredder	360	3.3	110	5
Desktop Fan	20	0.2	110	88
Standing Fan	180	1.6	110	10
Coffee Maker (high)	1200	10.9	110	1
Coffee Maker (low)	600	5.5	110	3
Microwave (high)	400	13.6	110	1
Microwave (low)	150	5.5	110	3
Refrigerator (high)	1500	3.6	110	4
Refrigerator (low)	200	1.4	110	12
Vacuum (high)	1500	13.6	110	1
Vacuum (low)	200	1.8	110	9
Space Heater (high)	1500	13.6	110	1
Space Heater (low)	750	6.8	110	2

Tip: These calculations are estimations and are meant solely for informational purposes. It is important to conduct proper power planning for each installation to prevent overloading a circuit.

Work Tables and Slim Tables

Steelcase Flex work tables are a family of standing and seated height tables that span a wide array of team activities; from an individual desk for focus work, to collaborative work-surfaces for the team, and in-between spaces.

► Specifying, pages 81–87

Pegs are standard on all four legs and provide a convenient place to hang a backpack, cable catch, power hanger, or accessory cup.

Wheel housing finish matches the wheel/glide finish selected.

Radius corners are standard on the top and have 5" radius on all four corners with a continuous user edge.

Legs come standard with four glides on standing and seated height tables. Mobile two wheels and two glides is available as an option. Slim tables are only available with four glides.

Legs are 2" diameter.

Footrest on standing height table supports change of posture and brings comfort for sitting all day.

Wheels provide intentional user mobility.

Cable catch, optional, attaches to the pegs to assist cord and cable routing.

Pegs are standard on all four legs and provide a convenient place to hang a backpack, power hanger, or accessory cup.

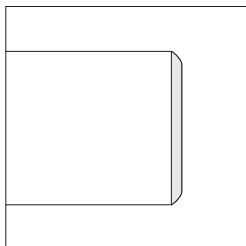
Glides provide 1" of leveling and are used for installation on uneven floors.

Actual Dimensions

Feature	Overall			Footrest Height
	Depth	Width	Height	
Rectangle standing height table	23" or 29"	46", 58", or 70"	41 ³ / ₈ "	11"
Rectangle seated height table	23" or 29"	46", 58", or 70"	28 ¹ / ₂ "	N.A.
120° straight seated height table	40 ⁷ / ₁₆ "	71 ⁵ / ₁₆ "	28 ¹ / ₂ "	N.A.
Slim table	18"	58"	41 ³ / ₈ "	11"

Product Details

High-Pressure Laminate Worksurface



Edge profile is available in 3 mm edge profile.

PVC-free, 3 mm edge profiles are proprietary polyolefin blend for all solid colors and woodgrain finishes.

Edge profile finishes are specified separately from laminate color.

Radius corners are standard with a continuous user edge. Radius corners eliminate sharp edges and are appropriate for mobile furniture.

Wood Veneer Worksurface

Edge profile is wood veneer with a square (3 mm) radius.

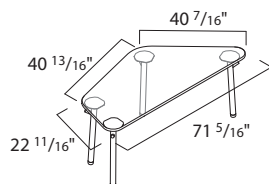
Cable catch joined between two tables acts as a simple trough cable management. Cable catch is not an option for the 120° seated height or slim work table.

Cable catch is felted PET and will stretch or conform, dependent on the weight of the cords stored. Do not place items within that restrict airflow to electrical components.

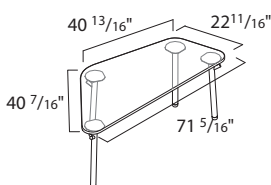
Frame, pegs, and footrest for rectangle work tables can be specified in different colors.

120° Seated Height Work Table

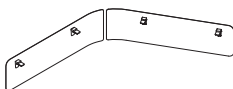
Left Hand



Right Hand



Base only style numbers are available for customers who want to provide their own tops for rectangle work tables. Tops for rectangle work tables can be sized with no more than 8" overhang on all sides and be no more than 60 pounds. Tops for slim tables can be sized with no more than 6" overhang on all sides and be no more than 30 pounds. Tops need to be a minimum of 1" thick to use the provided screws.



Modesty panels are available on the 120° seated height work table as an option, or can be ordered separately. The two piece design provides modesty for the user, and attachment for the magnetic cable clips to keep the height-adjustable power cord out of the users way.

Surface Materials

Top

- Laminate
- Wood veneer
- Customiz stain (option)
- Full-fill finish (option)

3 mm edge profile

- Plastic (if laminate top is selected)
- Square wood veneer to match table (if wood top is selected)

Frame

- Paint

Footrest

- Paint

Pegs

- Paint

Wheels, glides, and housing

- 6527 Merle with Merle tread
- 6053 Seagull with sterling dark solid tread

Cable catch

- P630 Medium Heather Grey
- P631 Dark Heather Grey

120° work table glides

- 6053 Seagull
- 6527 Merle

120° work table modesty panel

- Paint

120° work table modesty panel bracket

- 6527 Merle

Single Tables

Steelcase Flex single tables are a family of standing, seated, and pneumatic height-adjustable tables that span a wide array of team activities.
 ▶ Specifying, pages 88–91

Pneumatic handle is black plastic and can be left or right adjusted at install.

Rectangle worksurface

Pneumatic column is available in 7360 Merle or 73ZW Pearl Snow.

Pneumatic column adjusts 28^{5/8}"–47"*.
 * Caster or glide included in measurement.

Adapter ring:

- 7360 Merle columns receive a black ring.
- 73ZW Pearl Snow columns receive a white ring.

Base is painted.
 ▶ See *Surface Materials*, page 140.

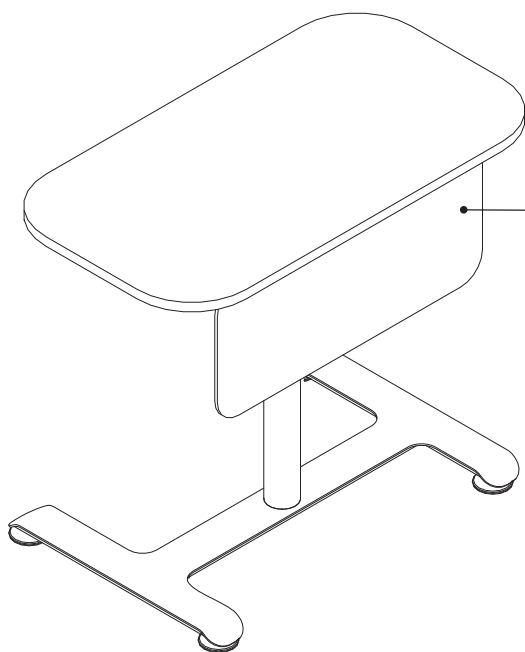
Chevron worksurface

Radius corners are standard on the top and have 5" radius on all four corners with a continuous user edge.

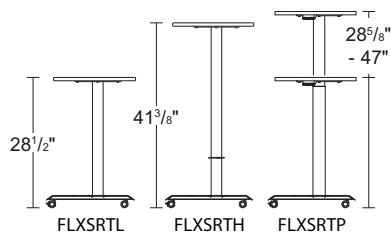
Column is 2" diameter.

Ergonomic footrest on standing height table supports change of posture and brings comfort while seated or standing.

Bases come with the option for four glides or two locking (user side) and two non-locking (back side) soft casters. Glides are used for installation on uneven floors. They provide 1/2" of leveling.



Modesty panels are constructed of PET and attach to the underside of the table with screws.

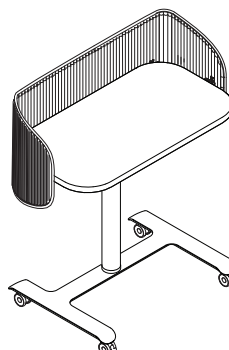


Actual Dimensions

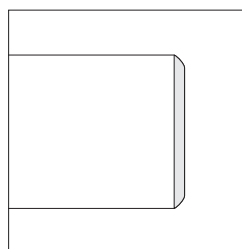
Feature	Overall			Footrest Height
	Depth	Width	Height	
Rectangle seated height table	18"	33"	28½"	N.A.
Chevron seated height table	20"	33½"	28½"	N.A.
Rectangle standing height table	18"	33"	41⅜"	11"
Chevron standing height table	20"	33½"	41⅜"	11"
Rectangle pneumatic height table	18"	33"	28⅝"–47"	N.A.
Chevron pneumatic height table	20"	33½"	28⅝"–47"	N.A.
Modesty panel*	N.A.	24"	11"	N.A.

* Modesty panel height is 11" below surface when installed.

Product Details



Privacy 56" Soffio screens can be added to all chevron or rectangle single table style numbers to give additional privacy and protection for users.



Edge profile is available in 3 mm edge profile.

PVC-free, 3 mm edge profiles are proprietary polyolefin blend for all solid colors and woodgrain finishes.

Edge profile finishes are specified separately from laminate color.

Radius corners are standard with a continuous user edge. Radius corners eliminate sharp edges and are appropriate for mobile furniture.

Wood Veneer Worksurface

Edge profile is wood veneer with a square (3 mm) radius.

Frame includes column, base, and footrest on standing height tables. All pieces always match for single tables.

Surface Materials

Top

- Laminate
- Wood veneer
- Customiz stain (option)
- Full-fill finish (option)

3 mm edge profile

- Plastic (if laminate top is selected)
- Square wood veneer to match table (if wood top is selected)

Base

- Paint

Pneumatic adjustable column

- 7360 Merle
- 73ZW Pearl Snow

Pneumatic handle

- Black plastic

Casters

- 6527 Merle

Glides

- Black plastic

Modesty panel

- P630 Medium Heather Grey
- P631 Dark Heather Grey PET

Tip: For a fully monochromatic merle base, order the pneumatic column and the base in 7360 Merle.

Tip: For a fully monochromatic pearl snow base, order the pneumatic column in 73ZW Pearl Snow and the base in 4844 Glacier.

Mobile Power

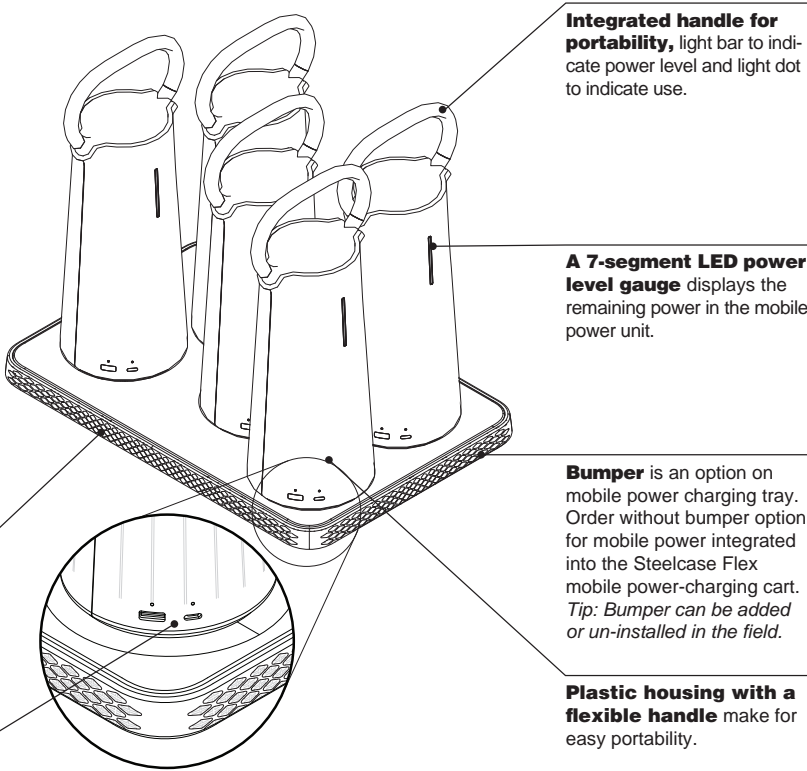
Mobile power is a sleek, smart mobile power solution that gives teams and individuals the freedom to work anywhere they want.
► Specifying, page 99

Mobile power is ordered and shipped as a kit of five mobile power units and one mobile power charging tray.

Mobile power charging tray can charge five mobile power units simultaneously in less than eight hours.

Three USB-C power delivery ports and one USB-A port.

Three USB-C ports allow three users to charge their laptops via USB-C simultaneously all day. One USB-A port included for legacy devices like phones and older tablets.



Product Details

Mobile power units have a capacity of 218-watt hours each and can provide up to 117-watt of power simultaneously to up to four devices.

Mobile power charging tray can be specified as standalone freestanding tray, with a bumper on the outside with rubber feet, or without the bumper so it can be integrated into the Steelcase Flex mobile power-charging cart.

Mobile power charging tray ships with a freestanding 200-watt power supply. The power supply comes with a 8⁴/₅' cord when specified as freestanding or a 6²/₅' cord when specified without the bumper.

Surface Materials

Flex mobile power kit (tray and power units always match)

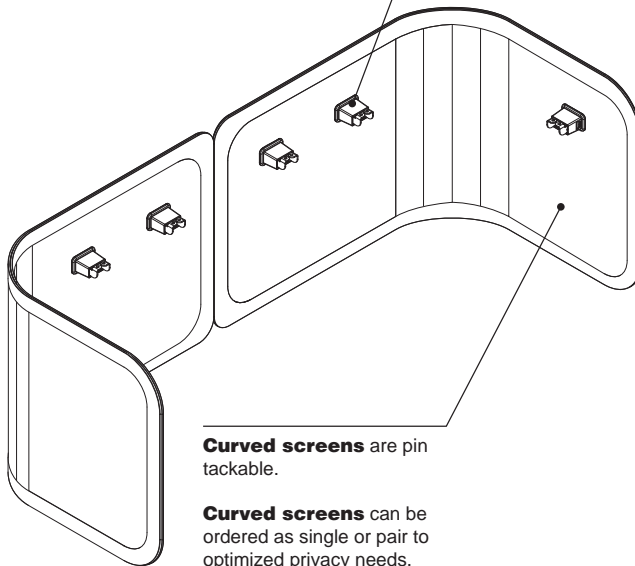
- 6000 Black
- 6009 Arctic White

Actual Dimensions		
	Mobile power unit	Mobile power charging tray
Depth	N.A.	1"
Width	4"	10 ¹ / ₅ "
Length	11 ² / ₅ "	16 ¹ / ₁₀ "

Curved screens provide user adjustable privacy and modesty for rectangle height-adjustable desks and rectangle work tables.

► Specifying, page 92

Curved screens are attached to the worksurface with magnetic brackets allowing for user adjustability between privacy and modesty modes.



Curved screens are pin tackable.

Curved screens can be ordered as single or pair to optimized privacy needs.

Product Details

Curved screens perform to an NRC rating of 0.45.

Application Topics

Curved screens are sized to work with modular size desks. Mounting a pair of screens on a parametric sized desk will create a gap between screens.

Tip: It is recommended that CET SmartTools be used to evaluate the gap on the desk.

Curved screen is mounted with a 5/8" cord drop.

Fabric is applied in a warp horizontal direction. Due to the size of the screens, fabric is unable to be applied in a warp vertical direction.

Privacy configuration provides 11½" of screen above the worksurface and 5½" of screen below the worksurface. The height is measured from the top of the mounting surface to the top of the screen, and from the bottom of the mounting surface to the bottom of the screen. Screens are meant to be handled by the user. Choose fabrics colors that will wear well over time.

Modesty configuration provides 3½" of screen above the worksurface and 13½" of screen below the worksurface. The height is measured from the top of the mounting surface to the top of the screen, and from the bottom of the mounting surface to the bottom of the screen.

When ordering a single screen, selecting the correct hand is important. Handedness is assigned from the user position when the curved screen is mounted in privacy mode.

Single curved screens mounted to a modular size desk will cover half the width of the desk. If more coverage is desired, order the next size larger of screens. *Tip: It is recommended that CET SmartTools be used to evaluate the placement of the screen on the desk.*

Surface Materials

Screen

- Fabric

Tip: Some thin, light colored fabrics are not available on these screens. Please see Surface Materials for available fabric finishes.

► Page 143

Brackets

- 6527 Merle

Actual Dimensions

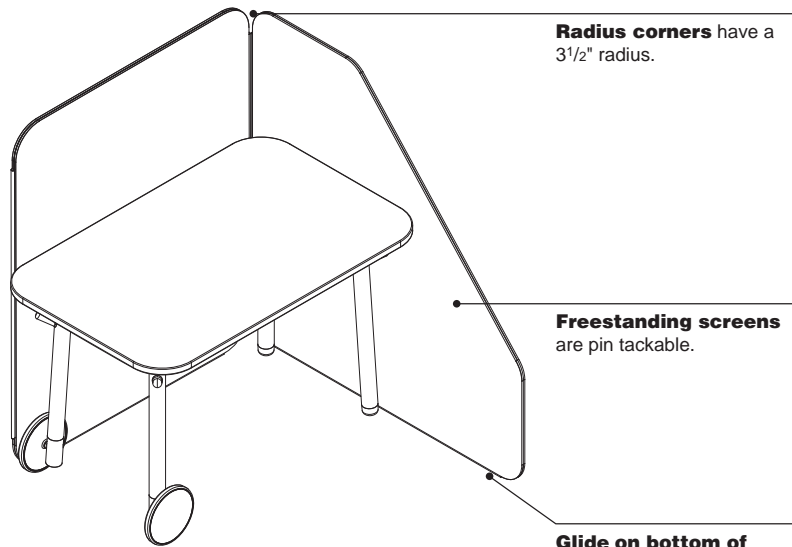
Desk width	46", 58", or 70"
Height	18"
Weight	1.9 lb, 3.7 lb, 5.5 lb
Depth	½"

Freestanding Screens

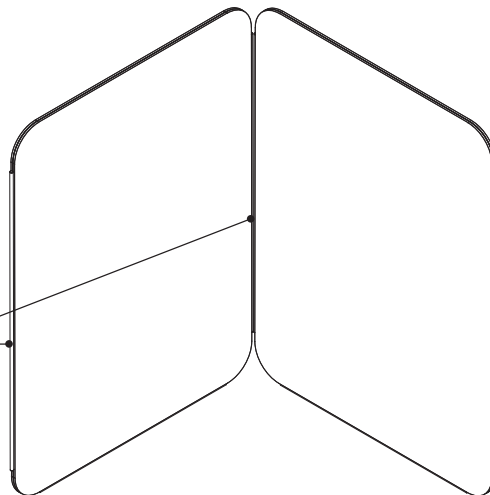
Freestanding screens

offer infinite possibilities for space division, personal privacy, and keeping information visible.

► Specifying, page 93



Magnetic edge allows freestanding screens to attach to each other.



Actual Dimensions

Feature	Overall		Actual Width	Modular Height	Actual Height
	Depth	Modular Width			
Rectangle screen	15 ³ / ₃₂ "	24", 30", 36", or 42"	23 ⁵ / ₈ ", 29 ¹ / ₂ ", 35 ⁷ / ₈ ", or 41 ¹ / ₄ "	47", 60", or 71"	47 ¹ / ₄ ", 60", or 70 ⁷ / ₈ "
Angled screen	15 ³ / ₃₂ "	47"	47 ¹ / ₄ "	47"	47 ¹ / ₄ "

Tip: Rectangle screens are also available parametrically in width to the 1/16" between 24" and 42". Parametric specification defines actual screen width.

Tip: Screens ordered parametrically may not align exactly with modular screens. It is highly recommended to use CET SmartTools to confirm all dimensions before ordering.

Product Details

Freestanding screens are lightweight for ease of use in both portrait and landscape modes. 47"H screens weigh under 8 pounds, 60"H screens weigh under 9 pounds, and 71"H screens weigh under 11 pounds.

Rectangle freestanding screens at 71"H x 35¹/₂"W are the same size as the markerboards and can be displayed in the same locations: board cart, team cart, stand, and wall rail.

Flex freestanding screens perform to a NRC rating between 0.40-0.65 dependent on fabric type and use.

Magnet edge allows for 360° of attachment to other screens. Straight line, T, or X applications are possible.

Fabric is applied in a warp vertical direction. Due to the size of the screens, fabric is unable to be applied in a warp horizontal direction.

Screens are meant to be handled by the user. Choose fabrics colors that will wear well over time.

Color scheme can have contrasting color as long as it is within the same fabric family. (For example, 5H16 Indigo can be specified for Surface 1 and 5H19 Cumulus can be specified for Surface 2; both are Billiard Multi-Use by DesignTex.)

Surface Materials

Screen

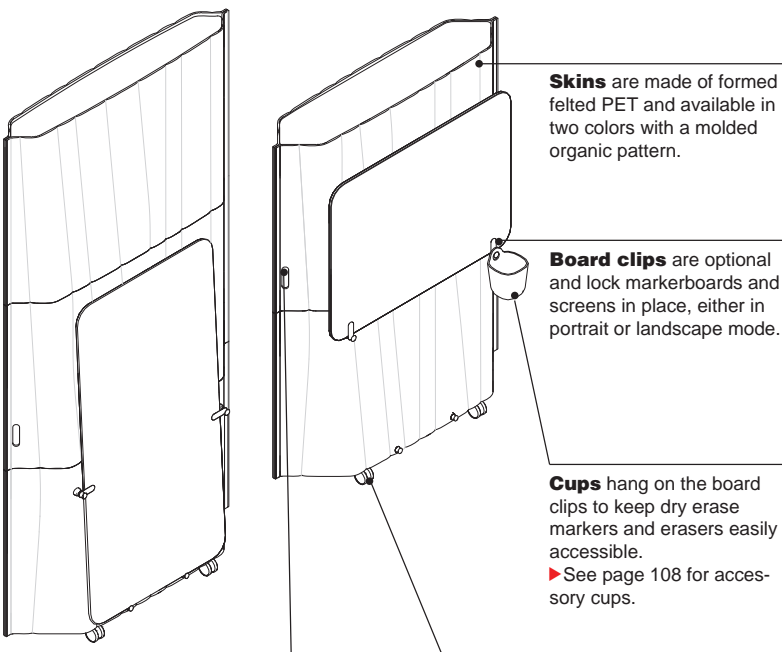
- Fabric

Magnet edge and glide

- 6527 Merle

Steelcase Flex acoustic boundary improves acoustic performance and creates flexible space division.

► Specifying, page 94



Handle allows for ease of movement within a team space.

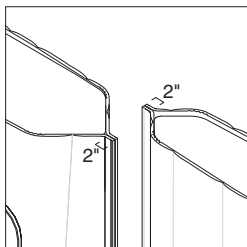
Locking casters ensure stability when working with supported markerboards and screens.

Skins are made of formed felted PET and available in two colors with a molded organic pattern.

Board clips are optional and lock markerboards and screens in place, either in portrait or landscape mode.

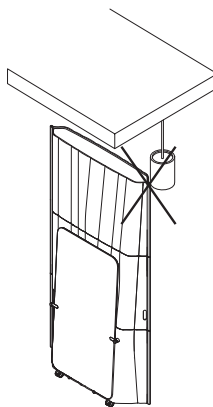
Cups hang on the board clips to keep dry erase markers and erasers easily accessible.
► See page 108 for accessory cups.

Product Details



Aligning of boundary units to reduce gaps where sound can travel allows for optimal acoustic performance.

Short boundary fits through a standard door opening, allowing for ease of movement throughout an office environment.



Avoid pendant lighting when moving acoustic boundaries through office environments. Top of boundary must be two feet lower than ceiling height to allow clearance for fire suppression systems.



No clip or single sided clip option is available if a clean aesthetic is desired.

Due to recycled content of PET, there may be slight color variation between skins.

Acoustic boundaries perform to an NRC rating of 0.75.

Surface Materials

Outer skin

- P631 Dark Heather Grey PET
- P636 Light Heather Grey PET

Board clips and casters

- 6053 Seagull
- 6527 Merle

Actual Dimensions

Feature	Overall		
	Depth	Width	Height
Short	22 ³ / ₄ "	58 ³ / ₈ "	79"
Tall	22 ³ / ₄ "	58 ³ / ₈ "	116 ⁷ / ₈ "

Carts

The Flex carts consist of a team cart and a board cart. The team cart provides storage for team needs. The board cart holds up to eight markerboards and allows teams to create, move, and share information.

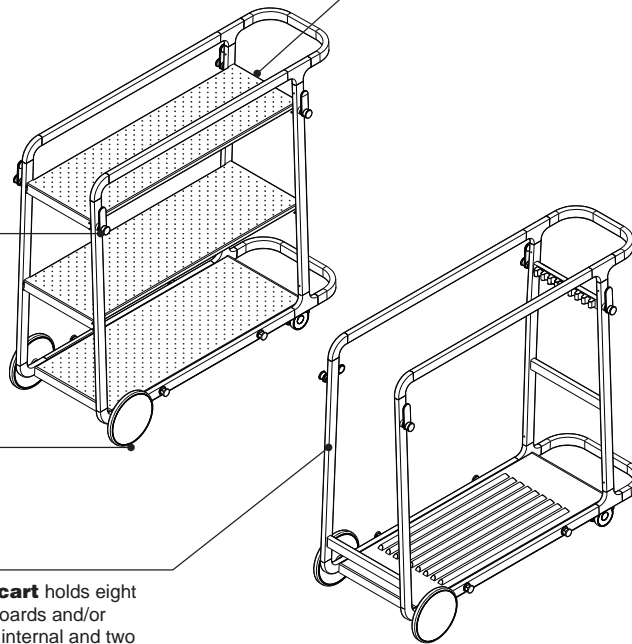
► Specifying, page 95

Clips are standard and lock markerboards and screens in place in portrait mode or support in landscape mode.

Carts are standard with two wheels and two locking casters for ease of mobility.

Board cart holds eight markerboards and/or screens internal and two markerboards/screens displayed. Cart cannot hold freestanding screens larger than 36"W.

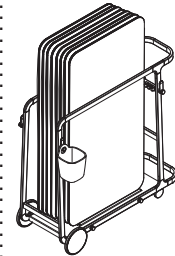
Hooks are standard and hold backpacks, power hangers, or accessory cups. Hooks can hold up to 25 pounds.



Product Details

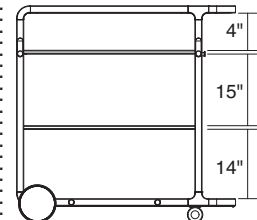
Shelves are specifiable in a contrasting color from the frame.

Accessory baskets, ordered separately, sit on the team cart shelves to provide storage for team needs.



Board cart package contains a cart, eight 71"H markerboards, and an accessory cup.

Markerboards or free-standing screens can be positioned in a portrait or landscape orientation on the carts.



Shelves are non-adjustable fixed height.

Carts cannot hold Flex screens larger than 36"W.

Actual Dimensions

Depth	20"
Width	46"
Height	41 ³ / ₈ "

Surface Materials

Frame

- Paint

Shelves

- Paint

Wheels and casters

- 6053 Seagull with sterling dark solid tread
- 6527 Merle with Merle tread

Board clips

- 6053 Seagull
- 6527 Merle

Board organizer

- 6527 Merle

Accessory cup

- P635 Heather Navy exterior with P630 Medium Heather Grey interior
- P636 Light Heather Grey exterior with P631 Dark Heather Grey interior

Media Cart

Technology agnostic and effortlessly mobile,

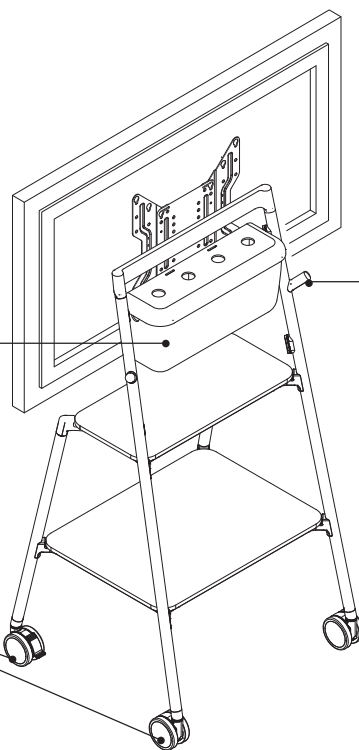
Steelcase Flex media cart keeps up with people, projects, and organizations on the move.

Media cart is ordered and shipped without technology.

► Specifying, page 96

Media basket, optional, attaches to the VESA mount to house cord, cable, and technology.

Media cart includes 360° rotating casters. Front casters are locking and back casters are non-locking.



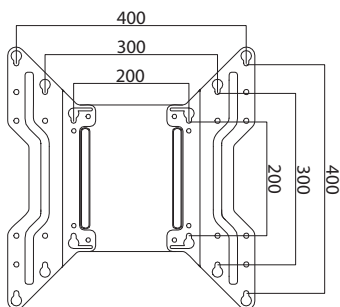
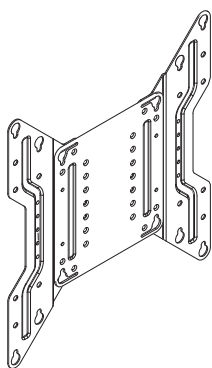
Pegs are standard on media cart frame and provide a convenient place to hang cords, power hanger, or accessory cup.

Product Details

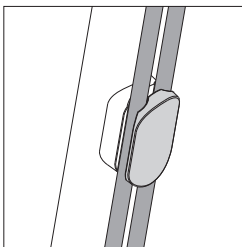
The Flex media cart is a technology agnostic solution, allowing one to bring their own technology application to the table. Customers are responsible for bringing and integrating technology and audio-visual components.

Tip: Consult an AV or IT professional early in the design process for potential technology applications.

No larger than 65" monitors should be used on the mobile media cart with a maximum 50 pounds weight capacity.



Mobile media cart includes a universal 200x200 VESA mounting plate with the ability to option a flexible adapter bracket to support monitors with a 400 VESA mounting pattern.



Cord management system allows different power and data cords to easily be secured on each leg.

Media cart power is optional and is in the media basket for a more integrated solution. Integrated power consolidates technology to provide one cord off the media cart for convenience to the user.

Two versions are available, basket power only and basket power plus worksurface clamp on convenience power.

Cart shelf power has two power outlet options, either dual USB-A or USB-C. Over-current power protection is standard on the integrated power option and prevents media cart from drawing more than 15 amps of power. If the over-current protection trips, reset by pushing the button located on the face of the understructure.

Integrated power is standard with a 10' standard black power cord. A 20' cord option is available if additional length is needed. For extra color, braided cord option is available.

Tip: Chicago requires that cart shipping into Illinois ship with a 9' power cord.

Integrated power is available with either a standard three prong NEMA plug for use with standard receptacles or with Steelcase's proprietary thread low-profile plug for use with one door and two-door low-profile connectors.

Surface Materials

Shelf

- High-Pressure Laminate

Frame

- Paint

Clamp-on power

- 5U23 Blue Jay
- 6000 Black
- 6009 Arctic White
- 6053 Seagull
- 6249 Platinum Solid
- 6338 Chili
- 6527 Merle

PET on basket

- P631 Dark Heather Grey

Braided Cord Color Matrix

Braided cord samples are not available to order. Use matrix below that compares the braided cord finish to the nearest Steelcase finish or Pantone color for color reference purposes.

Finish	Similar Steelcase Color
9002 Silver	N.A.
9003 Fuchsia	PerfectMatch
9004 Marlin	4AZ5 Marlin
9006 Chili	6338 Chili
9007 Sterling	6059 Sterling Dark Solid
9008 Honey	4CZ5 Honey
9009 Black	0835 Black
9010 Light Peacock	4CZ8 Light Peacock
9011 Seagull	4858 Seagull
9012 Merle	N.A.
9013 Brass	N.A.

Tip: Braided cord color is defaulted to 9007 Sterling.

Markerboard Solutions

Steelcase Flex markerboard solutions

are lightweight and mobile for creating, sharing, and moving your work.

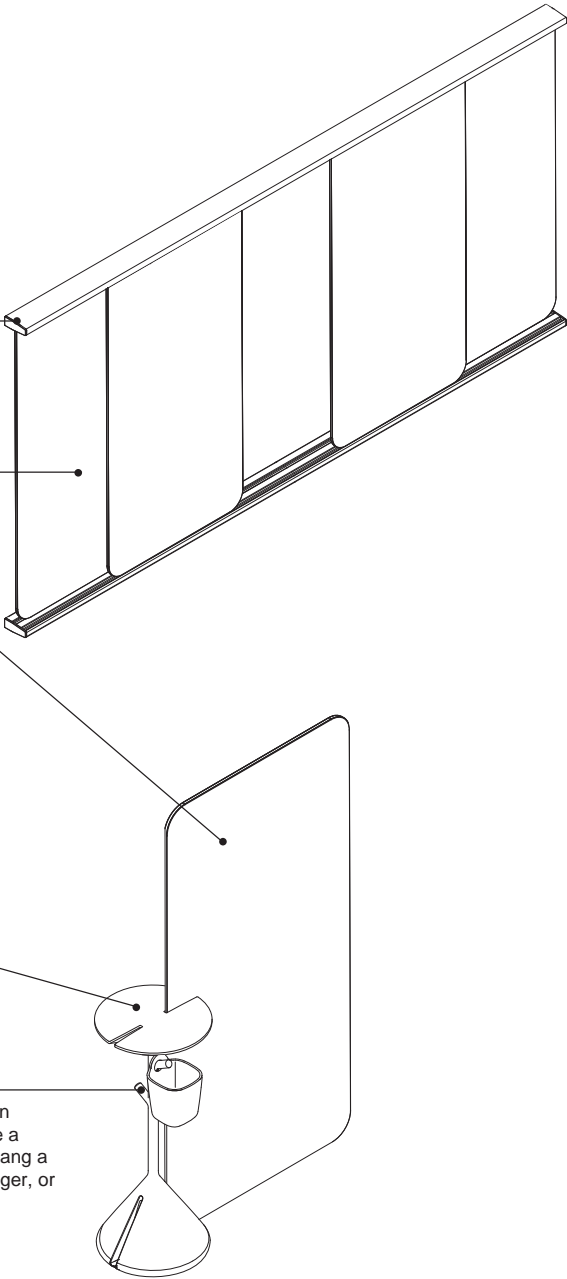
► Specifying, pages 97–98

Wall rails offer additional display options for markerboards and screens and can activate otherwise blank walls.

Markerboards are lightweight and easily portable bringing information wherever it is needed.

Stand provides freestanding space division with boards and also serves as a podium for active collaboration and quick meet-ups.

Pegs are standard on the stand and provide a convenient place to hang a backpack, power hanger, or accessory cup.



Product Details

Stand is standard with a plywood top and two slots. Slots support markerboards and screens to create a free-standing display and space division. Stand weighs approximately 20 pounds.

Markerboards are double sided and available in two sizes: 47"H and 71"H.

Markerboards have a plywood edge for increased durability.

Markerboards are lightweight for ease of use in both portrait and landscape modes. 47"H markerboards weigh 8 pounds and 71"H markerboards weigh approximately 10 pounds.

Radius corners have a 3 1/2" radius.

Wall rails come in a top and bottom rail set.

Wall rails are double tracked to provide density of information display. Tracks are lined with low friction tape for ease of sliding markerboards and screens.

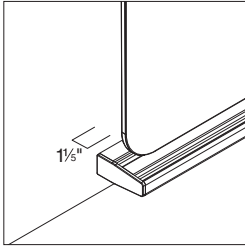
Wall rails can be installed for either portrait or landscape positioning of markerboards and screens.

Wall rails can be field cut or are available in factory cut sizes from 48"W to 96"W with 1/16" increments.

Wall rails can be joined together with included pins for sizes longer than 96"W.

Actual Dimensions

Feature	Overall		
	Depth	Width	Height
Stand	16" Dia.	N.A.	38"
Markerboard	1/2"	36"	47" or 71"
Wall rail	4"	48"-96"	N.A.



Wall rails mount directly to structural wall. When used with a markerboard there is a 1 1/8" clearance between the wall and the inner markerboard.

Wall rail tracks are sized for 1/2" or thinner boards. Wall rail is not intended for glass.

Wall rail is only intended for use with Steelcase Flex Collection screens and markerboards.

Wall rail package contains a top and bottom set of wall rails and four 71"H markerboards.

When applying markerboards or screens to wall rails, consult with your local officials for code compliance details.

Maintenance

Markerboard

- Use any high-quality dry erase marker.

CAUTION! The use of Low Odor markers may cause ghosting to occur. If Low Odor markers have been used, the surface can be completely cleaned by following the cleaning instructions below.

Maintenance and Care

- Use clean dry eraser or microfiber cloth to remove ink.
- Use Expo cleaner or other markerboard cleaner with microfiber cloth. If the markerboards are used daily, cleaning may be required 2-3x per week.
- For heavily used markerboards and persistent markings, clean with 91% isopropyl alcohol with a microfiber cloth.

Surface Materials

Stand base

- 6053 Seagull
- 6527 Merle

Stand top

- Plywood

Wall rail

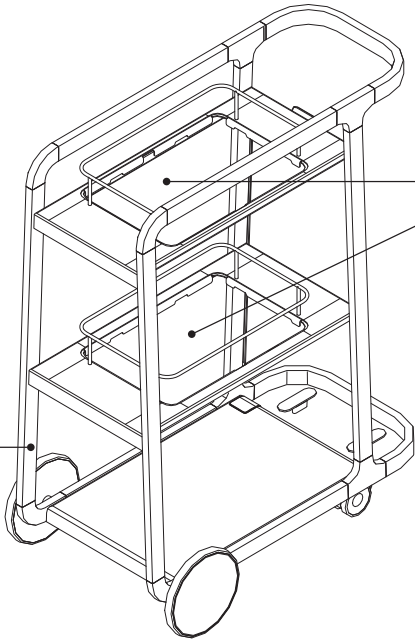
- 4799 Platinum Metallic
- 7360 Merle

Accessory cups

- P635 Heather Navy exterior with P630 Medium Heather Grey interior
- P636 Light Heather Grey exterior with P631 Dark Heather Grey interior

Mobile Power Charging Cart

Mobile power charging cart allows for convenient charging for up to 10 mobile power units with one cord to connect to an outlet.
► Specifying, page 100



Flex mobile power charging cart is shipped with cable management clips and routing for power cords that come from trays. These will match the frame color that is specified.

Two charging shelves always ship with cutout and railing to accommodate two mobile power charging trays. Mobile power ordered separately, see page 32.

Product Details

Top two shelves are specifiable in either black or white and should be selected based on mobile power color that will be purchased.

Bottom shelf color will always match cart frame.

Mobile power charging cart does not accommodate clips or hooks for hanging accessories or markerboards.

Mobile power charging cart is available with either a standard three prong NEMA plug for use with standard receptacles or with Steelcase's proprietary thread low-profile plug.

Surface Materials

Frame and bottom shelf

- Paint

Top two shelves

- 7204 Black
- 7241 Arctic White

Wheels and casters

- 6053 Seagull with sterling dark solid tread
- 6527 Merle with Merle tread

Actual Dimensions

Depth	13"
Width	32"
Height	41 ³ / ₈ "

Perch Stool

Perch stool is a short-term seating solution that nests for easy use and storage in your agile team spaces. Its beautiful design, flexibility, and light weight make it the perfect perching option for stand-ups, team huddles, and working sessions. Pair Perch stool with your current Steelcase Flex Collection applications for a seamless integration.

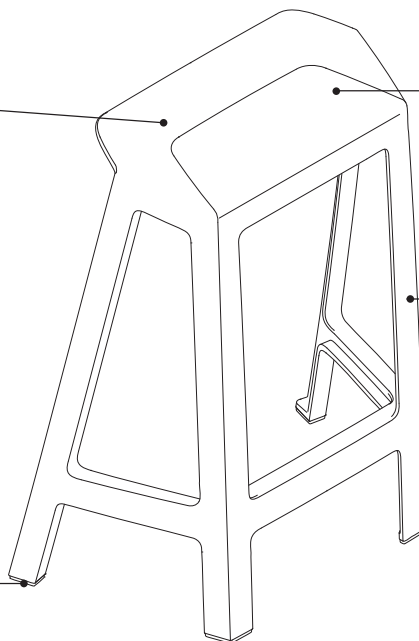
► Specifying, page 101

Frame and seat are one molded piece, available in five colors.

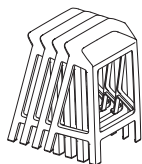
Seat is designed with a 7.2° angle, ideal for perching.

Plastic frame is a 4-leg base available in five colors.

Plastic glides are suitable for hard floors or carpet.



Product Details

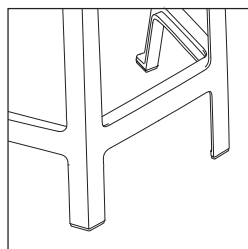


Perch stools are available in one height option, have a 4-leg base, and come standard with glides. Choose from single or 4-pack.


Seat and frame are molded out of ChemCycled™ nylon and are 100% recyclable.

One-piece molded design make it easy for Perch stools to be cleaned and sanitized. See *Surface Materials Reference Guide* for detailed cleaning instructions.

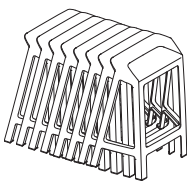
Glides are available in one type suitable for both hard floors and carpet. Glides are designed with texture to keep Perch stool in place during use.



Perch stool can support up to 300 pounds.



Textured seat provides adequate grip ideal for perching.



Perch stools nest on the floor in rows. There is no limit to the number of Perch stools that can nest as long as you like.

Surface Materials

Frame and seat

- 6527 Merle
- 6697 Fog
- 6302 Baltic
- 6BE2 Light Peacock
- 6BD7 Saffron

Glides

- Soft plastic glides are made of Thermoplastic Polyurethane and come standard on all models of Perch stools on 6205 Black.
- Felt glides are unavailable for use with Perch stools.

Programs & Services

► See the *Surface Materials Reference Manual* for further detail about programs and services offered for seating.

The Customer's Own Material (COM) Program

offers the opportunity for customers to select fabrics that are not offered through the standard Steelcase surface materials program for use on Steelcase products. Through the COM program, Steelcase will test your materials for application on Steelcase products. Once approved, you can place your order. Steelcase will facilitate the entire ordering process and give you a production schedule. Steelcase will order the COM fabric directly from the textile manufacturer. For up-to-date information regarding fabric test results for all COM fabrics and details regarding yardage requirements for most Seating lines, visit the COM website. To locate the COM website:

- Visit www.steelcase.com

Soil retardants are treatments that provide long-term soil and stain resistance to a fabric without affecting the shade or the integrity of the fabric. The following Steelcase Textiles are available pre-treated with soil retardant. (You do not need to select the soil-retardant option for these fabrics and incur the upcharge.)

- Jacks
- Link

For information on soil retardant fabrics on Select Surfaces, please refer to the *Surface Materials Reference Manual*.

Dimensions

Perch Stool

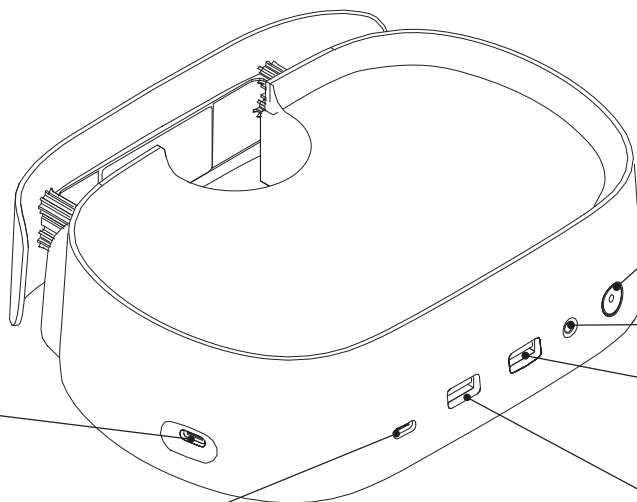
	• Overall Depth	• Overall Width	• Overall Height	• Seat Depth	• Seat Width	• Seat Height from floor	• Seat Height from floor
	:	:	:	:	:	:	:
Perch Stool	12 ¹ / ₂ "	21 ¹ / ₂ "	28 ¹ / ₈ "	9 ¹ / ₈ "	17 ¹⁰ / ₁₆ "	26 ⁵ / ₈ "	28 ¹ / ₈ "
	:	:	:	:	:	:	:

• Seat • Angle • •	• Footrest • height from floor • (front of seat) •	• Footrest • height from seat • (Back of seat) •
7.2° •	8 ¹ / ₁₆ " •	18 ⁹ / ₁₆ " •

Docking Station

Docking station is a next-generation thunderbolt 4 docking station that provides a one-cord-in connection between a laptop and the monitors, hardwired data, and USB peripherals at a workstation. With a patented above-the-desk design, the docking station gives users the access they need to power while managing all cords and connections to the workstation at the back of the dock and out of sight.

► Specifying, page 102



Illuminated power button used to power on or off. Button illuminates when dock is powered on.

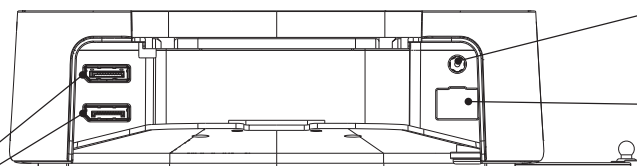
3.5 mm audio jack.

USB-A port supports BC1.2 with charging speeds up to 5V-1.5A. Supports transfer at speeds up to 5 GB/s.

USB-A port with charging speeds up to 5V-0.9A when a laptop is connected to the docking station. Supports transfer at speeds up to 5 GB/s.

Upstream Thunderbolt 4 port. Connect to provide PD charging of your Thunderbolt & USB-C laptops at 90W. When connected to a non-Thunderbolt USB-C laptop, the performance may be affected.

Downstream Thunderbolt 4 port. When connected to Thunderbolt laptops, this port will provide video, USB 3.0, and USB 2.0 data speeds and provide daisy chain capability. Charge at a maximum output of 5V-3A, 15W. Data transmission rate up to 40Gbps and maximum resolution of 8k at 30Hz.

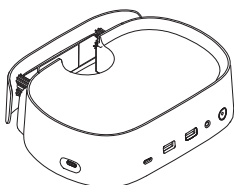


DC Input. Connect to the power outlet using the included power cable.

Ethernet port. Connect to a router or modem at 10/100/1000 Mbps. For 1000 Mbps data speed, must use a Cat 5e or later ethernet cable.

Display port video outputs. Please refer to the video output resolution chart.

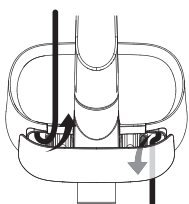
Product Details



Docking station is compatible with CF Series, CF Series modular, and CF Series intro arms with the standard top-down C-clamp.

Docking station provides 90W of power delivery to laptops connected via the included Thunderbolt 4 cable.

Video output of 4K video resolution for up to 2 monitors is supported.



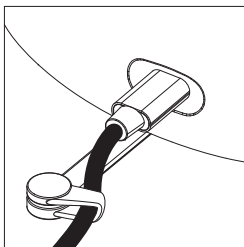
Cable management included on the back collar allows for cables to be routed above the dock to monitors or below the dock to connect to power and ethernet under the desk.

Compatible operating systems:

- Windows: Win10 10.0.18363 or above
- Chrome: v84 or above
- macOS 11 Big Sur or later
- iPadOS 14.4 or later

AC adapter

- Input voltage: 100-240 V~ 2.0A, 50-60Hz
- Output voltage: 22V~5.45A



0.7m Thunderbolt 4 cable with docking station tether

is included. *Note: Only use Thunderbolt cable provided with unit, other cables may void product warranty. If cable replacement is required, please contact your Steelcase dealer.*

Surface Materials

Docking station is available in pewter, pearl snow, and black.

Environment

Temperature—Operating	0°C to 40°C
Temperature—Non-operating	-40°C to 80°C
Relative Humidity—Operating	No requirement
Relative Humidity Non-operating	90-95%, when the temperature is 80±2°C
AltitudeOperating	5000m
Altitude—Non-operating	5000m

Video Output Resolution Chart

Item	DisplayPort 1	DisplayPort 2	Type-C (Thunderbolt)
Single display output (1DP Stream with HBR3 no DSC (34.5Gbps))	7680 x 4320@30Hz	N.A.	N.A.
	N.A.	7680 x 4320@30Hz	N.A.
	N.A.	N.A.	7680 x 4320@30Hz
Dual DP on Single Display	5120 x 2880@60Hz		N.A.
Dual display output (1DP Streams with HBR3 no DSC)	3840 x 2160@60Hz	3840 x 2160@60Hz	N.A.
	3840 x 2160@60Hz	N.A.	3840 x 2160@60Hz
	N.A.	3840 x 2160@60Hz	3840 x 2160@60Hz
Triple display output (2DP Streams with HBR3+HBR no DSC)	3840 x 2160@60Hz	3840 x 2160@60Hz	3840 x 2160@60Hz

Note: The video out ability depends on the user's laptop and the monitor specification.

Note: MacBooks with the new M1 chipset will only display to a single monitor due to chipset limitations.

Personal Spaces

120° Freestanding Privacy Wrap

Tackable acoustic privacy wrap offers acoustic privacy and personalization for the user.

► Specifying, page 103

Integrated light option

minimizes shadows under privacy wrap, and enhances backdrop for video calls.

Tip: If light is selected, the light cord is concealed and run intentional through the wrap. Light cord can exit at any of the three glide points.

Upholstery details continue the curvature of the wrap.

Internal metal frame can accept magnetic name tag or Flex freestanding screens to add personalization and privacy to the workstation.

Wrap knit covers the entire frame creating a warm and enclosed privacy element.

Glides, three adjustable glides sit within the footprint of the frame. Adjustment up to 1/2".

Integrated light option cord can exit the wrap at any of the three glide locations. Light cord placement is determined at install.

Actual Dimensions

Width Left 40⁹/₁₀"

Width Right 40⁹/₁₀"

Height 74¹/₂"

Personal Spaces

Desk Mount Privacy Wraps

Personal Spaces

Steelcase
Flex Collection

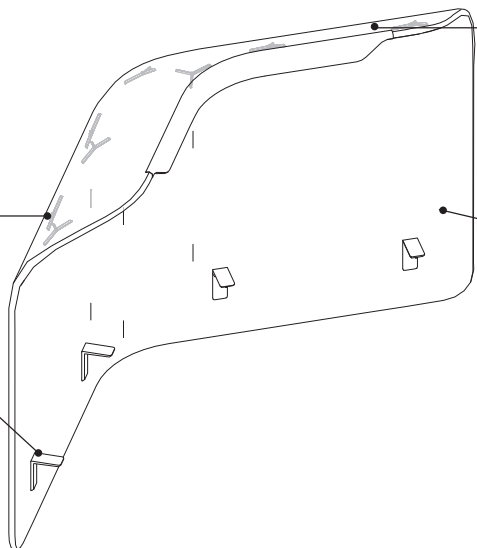
Tackable acoustic privacy wraps offers acoustic privacy and personalization for the user.

► Specifying, pages 104–105

Upholstery details

continue the curvature of the wrap.

120° desk mount privacy wraps are attached via brackets to the 120° straight and 120° corner height-adjustable desks.



Integrated light option minimizes shadows under privacy wrap, and enhances backdrop for video calls.

Wrap knit covers the entire frame creating a warm and enclosed privacy element.

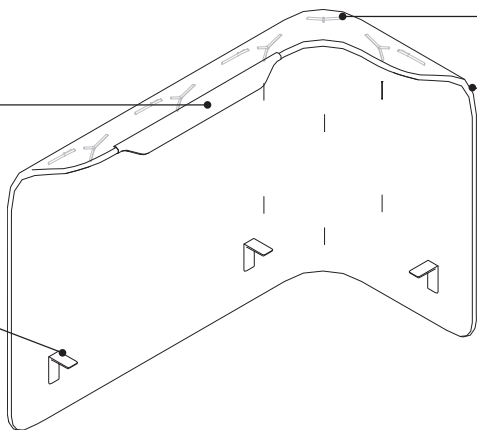
Actual Dimensions

120° Privacy Wrap

Width Left	40 ⁹ / ₁₀ "
Width Right	40 ⁹ / ₁₀ "
Height	45 ¹ / ₄ "

Integrated light option minimizes shadows under privacy wrap, and enhances backdrop for video calls.

90° desk mount privacy wrap attaches to Flex rectangular height-adjustable desks, and worksurfaces that offer a 5" radius corner.



Upholstery details continue the curvature of the wrap.

Frame can accept magnetic name tag or Flex freestanding screens to add personalization and privacy to the workstation.

Actual Dimensions

90° Privacy Wrap

Depth	25 ⁴ / ₅ "
Width	52 ⁹ / ₁₀ "
Height	45 ¹ / ₄ "

Personal Spaces

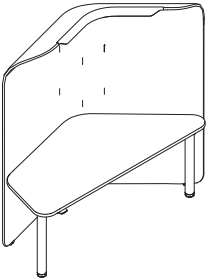
Back Wrap

Tackable acoustic privacy wrap offers acoustic privacy and personalization for the user.

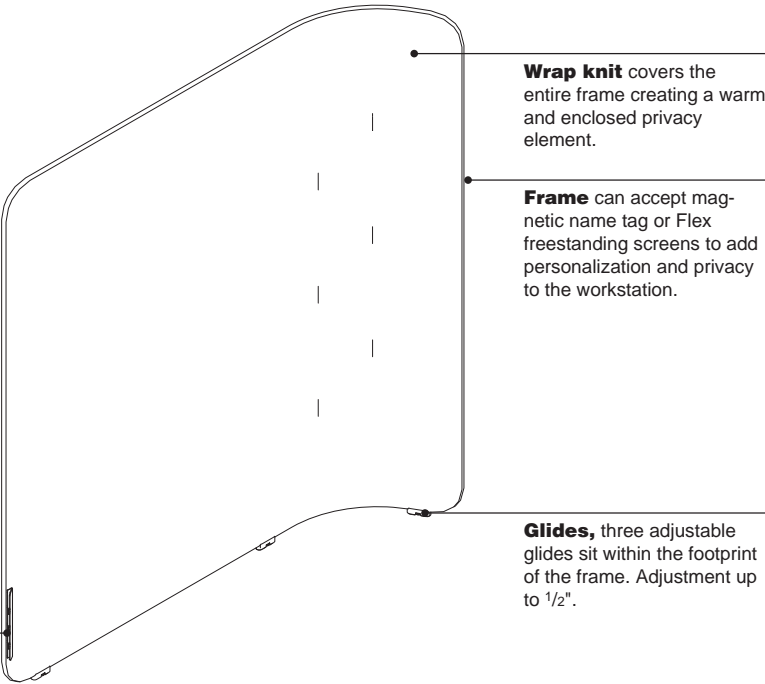
► Specifying, page 106

Product Details

Freestanding privacy wraps nest into 42"W Answer segments in hex application planning.

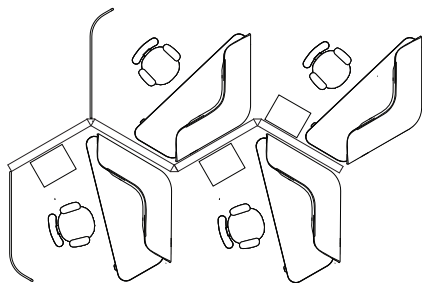


120° straight height-adjustable desk nests into freestanding privacy wrap for optimal privacy.

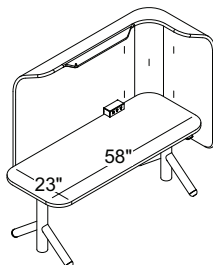


Back wrap bracket, connects back wrap into Answer panel and Answer fence.

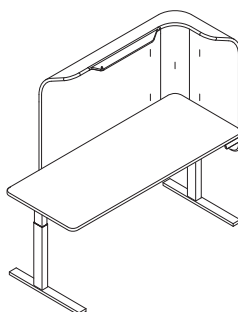
Actual Dimensions	
Depth	12.8"
Width	40.9"
Height	60"



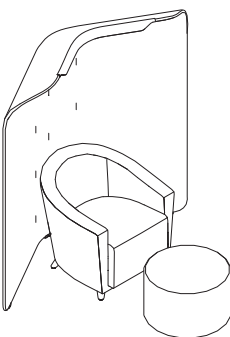
Freestanding privacy wraps are optimized to be planned in a hex or hybrid application allowing for reconfiguration, creating privacy in the open plan.



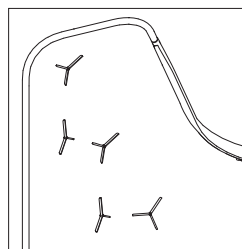
Flex 90° desk mount wraps will work on Flex rectangular height-adjustable desks 23"D x 52"W and above.



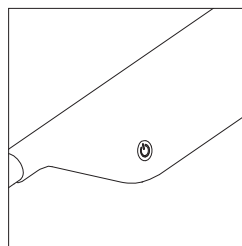
Flex 90° desk mount wraps 23"D x 52"W and above also work on Migration SE height-adjustable desks with 5" radius corners.



Freestanding privacy wraps can be used in the open plan to create added privacy to ancillary settings.

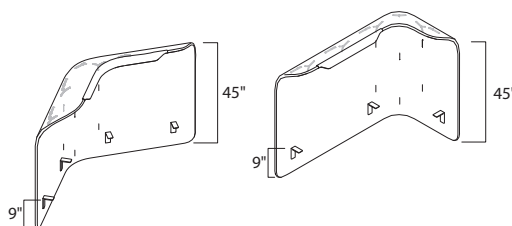


Freestanding privacy wraps have a modern upholstery detail.

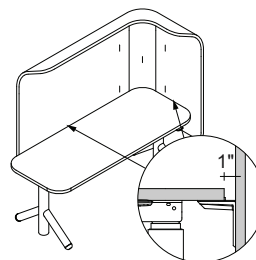


Privacy wraps with a light have three light settings. Controlled by a power button on the left hand side of the light.

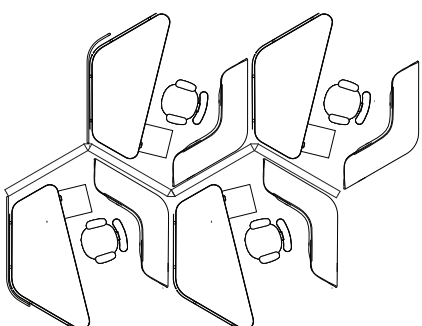
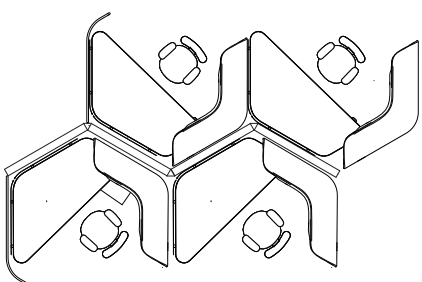
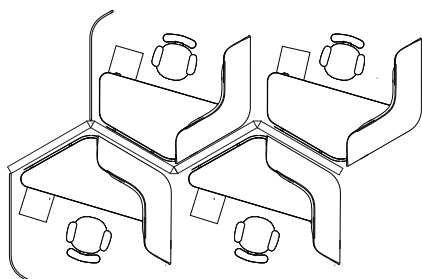
Desk mount wraps attach to desks with 6527 Merle finished brackets.



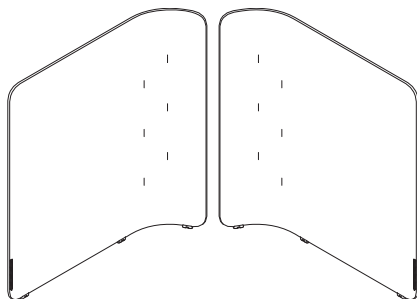
Desk mount wraps are 45"H; providing 9"H of modesty and 36"H privacy above workspace.



Desk mounted wraps give a 1" gap from the back of the workspace to the front of the screen.



Height-adjustable desks can move independent of privacy wrap to multiple positions when planning in a hex application.



Right Hand

Left Hand

Back wrap is offered in left and right handedness.

Surface Materials

Privacy wraps

- 5KJ1 Merle
- 5KJ2 Cloud
- 5KJ3 Fog
- 5KJ4 Sand

Light

- 6052 Milk
- 6053 Seagull
- 6527 Merle

Desk mounted privacy wrap bracket

- 7360 Merle

Back wrap bracket

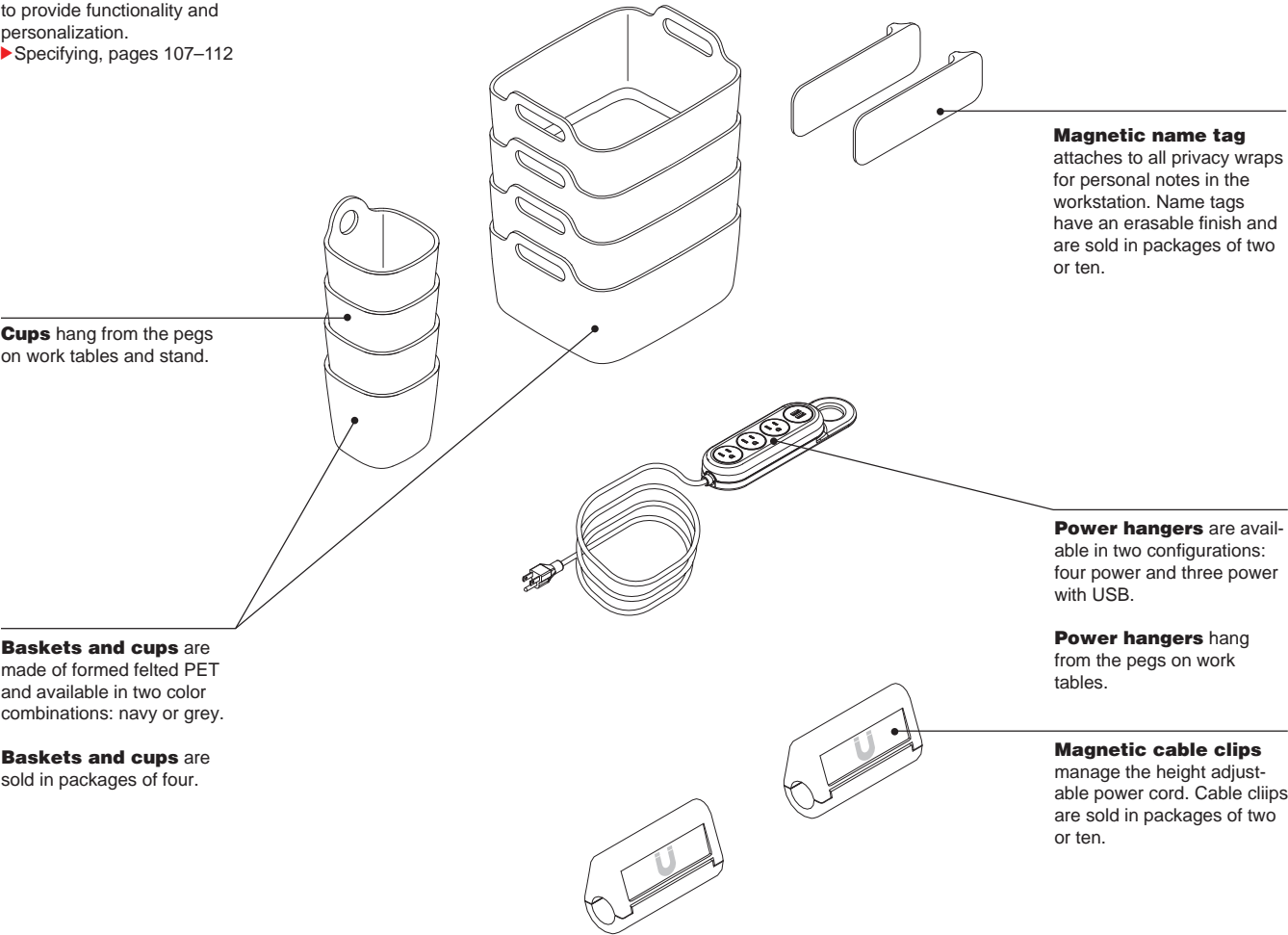
- Paint

Wrap Knit and Light Finish Matrix

Wrap Finish Name	Wrap Finish Code	Light Finish Name	Light Finish Code
Merle (Dark Grey)	5KJ1	Merle	6527
Cloud (Light Blue)	5KJ2	Seagull	6053
Fog (Light Grey/Platinum)	5KJ3	Seagull	6053
Sand (Beige)	5KJ4	Milk	6052

Accessories

Flex accessories can be used across the collection to provide functionality and personalization.
► Specifying, pages 107–112



Actual Dimensions			
	Depth	Width	Height
Cup	5½"	6"	5½"
Basket	11½"	13½"	7¾"
Power Hanger	2¾/10"	10"	1¾"

Braided Cord Color Matrix

Braided cord samples are not available to order. Use matrix below that compares the braided cord finish to the nearest Steelcase finish or Pantone color for color reference purposes.

Finish	Similar Steelcase Color
9003 Fuchsia	PerfectMatch
9004 Marlin	4AZ5 Marlin
9006 Chili	6338 Chili
9007 Sterling	6059 Sterling Dark Solid
9008 Honey	4CZ5 Honey
9009 Black	0835 Black
9010 Light Peacock	4CZ8 Light Peacock
9011 Seagull	4858 Seagull

Tip: Braided cord color is defaulted to cover finish but can be changed if desired.

Product Details

Power hangers are standard with a 10' standard black power cord. A 20' cord option is available if additional length is needed. For extra color, braided cord option is available.

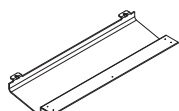
Power hangers are available with either a standard three prong NEMA plug for use with standard receptacles or with Steelcase's proprietary thread low-profile plug for use with one-door and two-door low-profile connectors.

Power hangers are weighted and have a rubberized back to allow them to sit firmly on the worksurface.

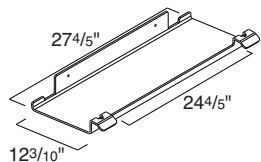
Power cords should not be routed in walkways or where subject to damage.

Over-current protection is standard on power hangers. The reset button is located on the side of the power hanger. If the over-current protection trips, reset by pushing the button back into place.

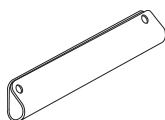
Baskets and cups are cleanable with a damp cloth.



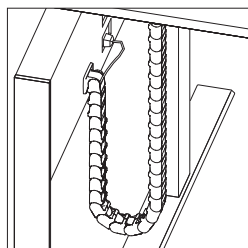
Rectangular cable trays are available as an option or can be ordered separately. 46"W–57¹⁵/₁₆"W desks use the 28"W cable tray. 58"W–72"W desks use the 40"W cable tray. When specifying a desk overhang, see additional cable tray specifying details chart on page 17.




120° cable tray is available on the 120° height-adjustable desks as an option, or can be ordered separately.



Cable catch, optional on rectangle work tables, attaches to the pegs to assist cord and cable routing.



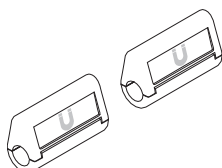
Cable riser, with fence connection, inside dimensions are 1"D x 1"W to accommodate a variety of cord sizes. Overall depth is 2".



Cable brackets, ordered separately, support horizontal cable management below the worksurface.
► Specifying, page "Standard Includes" on page 109



Inside dimensions of cable brackets are 6"D x 2¹/₄"W x ¹/₁₆"H.



Magnetic cable clips are finished in 6053 Seagull with a 6527 Merle magnet logo.

Surface Materials

Power hangers

- 4AY2 Chili
- 4AZ5 Marlin
- 4CZ8 Light Peacock
- 7243 Seagull
- 7360 Merle

Baskets

- P635 Heather Navy exterior with P630 Medium Heather Grey interior
- P636 Light Heather Grey exterior with P631 Dark Heather Grey interior

Accessory cups

- P635 Heather Navy exterior with P630 Medium Heather Grey interior
- P636 Light Heather Grey exterior with P631 Dark Heather Grey interior

Rectangular and 120° cable trays

- P631 Dark Heather Grey

Cable bracket

- 6527 Merle

Cable riser

- 7360 Merle

Cable catch

- P630 Medium Heather Grey
- P631 Dark Heather Grey

Magnetic cable clips

- 6053 Seagull with 6527 Merle magnet symbol

Magnetic name tag

- 6009 Arctic White (erasable)

Flex Active Frames

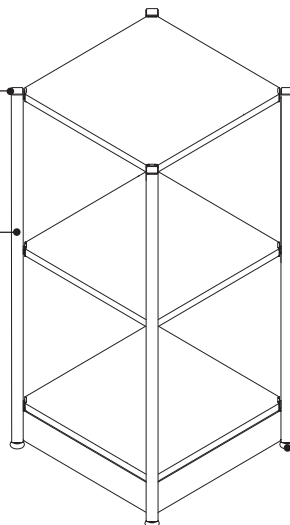
Active frames are made up of structures. They are either 1 wide or 2 wide and come in a minimum of 2 unit high and stretch up to 5 unit high. Frames are steel and can be specified in any paint finish.

► Specifying, pages 113–122

Four top caps are provided to finish the top end of the upright tubes.

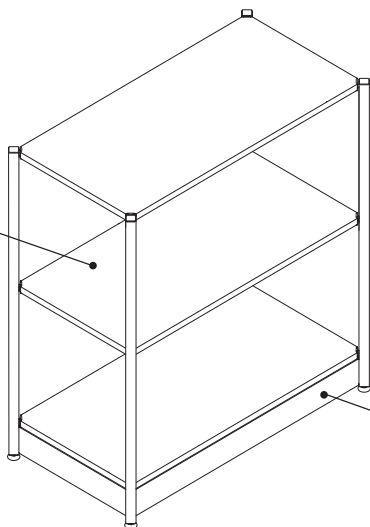
Tubes are a painted 25 mm square, set at a 45° angle, and available in 2 unit, 3 unit, 4 unit, or 5 unit heights.

Tip: Four tubes come standard with the frame and two tubes come standard with the frame extension.



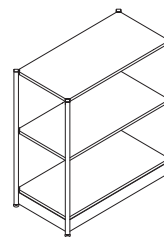
Leveling guides adjust for installations on uneven floors. Adjustability range is 1 7/8".

Shelves have a wood core with a High-Pressure Laminate surface. Shelves connect to the tubes with accompanying shelf connectors. A top and bottom shelf are required to specify on each frame and extension. Additional shelves are available to connect at various heights within the frame or frame extension. The bottom shelves cover the base and can be lifted to access the opening. The top of the unit is also a shelf, so there is actually one more shelf than the height of the unit. When installing, shelf with tipping label cannot be placed at top shelf location. It will default from second from bottom or to top shelf if bottom shelf is not present.

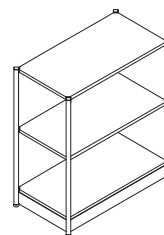


Base is painted and included with each frame and frame extension.

Product Details



Frames (FLXAFFRAME) consist of a base, four tubes, four leveling glides, four top caps, and a counterweight(s) if necessary. All tubes in a frame will be the same height. A top shelf and base shelf will be required to specify and designers will be able to select the number of additional shelves within each frame. Two wide, two unit high shown.



Frame extensions (FLXAFFRAMEEXT) consist of a base, two tubes, two leveling glides, and two top caps. The tubes in a frame extension may be different heights. A base shelf and top shelf are required with each extension, designers will be able to select the remaining number of shelves within the extension. Two wide, two unit high shown.

Frames and frame extensions are available in 1 wide (15 3/4"W) or 2 wide (31 1/2"W). Frame tube heights are expressed in units and are available in 2 unit (36 1/4"H), 3 unit (52 1/8"H), 4 unit (67 7/8"H), or 5 unit (83 3/4"H). All heights are when glides are fully compressed.

Tip: Tube heights on frame extensions can be specified separately to allow for a variety of configurations.

Only one frame (**FLXAFFRAME**) consisting of four tubes will be needed per configuration. A frame extension (**FLXAFFRAMEEXT**) with two tubes will be required to build out the remainder of the unit. Please refer to SmartTools for details.

Counterweights for 1 Wide Frame

	2 Unit	3 Unit	4 Unit	5 Unit
No Accessories	0	0	2	2
Infill	0	0	2	2
Fixed Board	0	2	4	4
Mobile Board Clips	0	2	4	4
Infill and Fixed Board	0	4	4	4
Infill and Mobile Board Clips	0	4	4	4
Fixed Board and Mobile Board Clips	0	4	N.A.	N.A.
Infill, Fixed Board, and Mobile Board Clips	0	4	N.A.	N.A.

Counterweights for 2 Wide Frame

	2 Unit	3 Unit	4 Unit	5 Unit
No Accessories	0	0	0	0
Infill	0	0	2	2
Fixed Board	0	2	4	4
Mobile Board Clips	0	2	4	4
Infill and Fixed Board	0	4	4	4
Infill and Mobile Board Clips	0	4	4	4
Fixed Board and Mobile Board Clips	0	4	4	4
Infill, Fixed Board, and Mobile Board Clips	0	4	4	4

Counterweights for 1 Frame + 1 Frame Extension

	2 Unit	3 Unit	4 Unit	5 Unit
No Accessories	0	2	2	2
Infill	0	2	2	2
Fixed Board	0	6	6	6
Mobile Board Clips	0	6	6	6
Infill and Fixed Board	0	6	6	6
Infill and Mobile Board Clips	0	6	6	6
Fixed Board and Mobile Board Clips	0	6	6	6
Infill, Fixed Board, and Mobile Board Clips	0	10	10	10

Counterweights for 1 Frame + 2 Frame Extensions

	2 Unit	3 Unit	4 Unit	5 Unit
No Accessories	0	0	0	0
Infill	0	10	10	10
Fixed Board	0	10	10	10
Mobile Board Clips	0	10	10	10
Infill and Fixed Board	0	10	10	10
Infill and Mobile Board Clips	0	10	10	10
Fixed Board and Mobile Board Clips	0	10	10	10
Infill, Fixed Board, and Mobile Board Clips	0	10	10	10

Counterweights for 1 Frame + 3 Frame Extensions

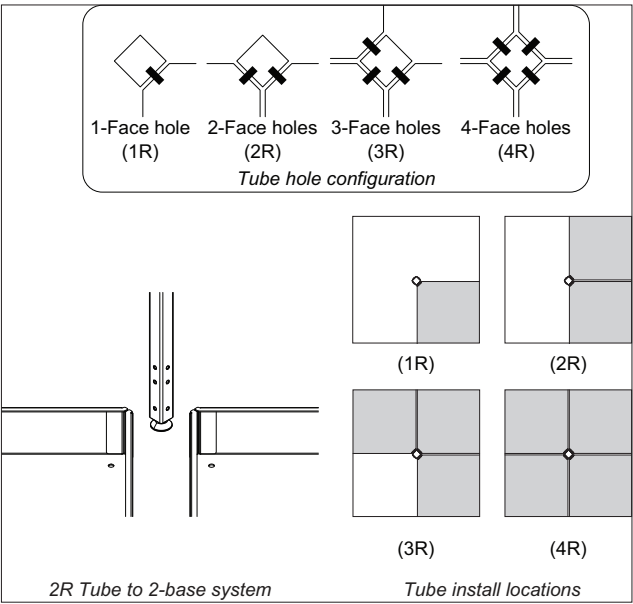
	2 Unit	3 Unit	4 Unit	5 Unit
No Accessories	0	6	6	6
Infill	0	10	10	10
Fixed Board	0	10	10	10
Mobile Board Clips	0	10	10	10
Infill and Fixed Board	0	10	10	10
Infill and Mobile Board Clips	0	10	10	10
Fixed Board and Mobile Board Clips	0	10	10	10
Infill, Fixed Board, and Mobile Board Clips	0	10	10	10

Counterweights for 1 Frame + 4 Frame Extensions

	2 Unit	3 Unit	4 Unit	5 Unit
No Accessories	0	0	0	0
Infill	0	6	6	0
Fixed Board	0	6	6	0
Mobile Board Clips	0	6	6	0
Infill and Fixed Board	0	6	6	0
Infill and Mobile Board Clips	0	6	6	0
Fixed Board and Mobile Board Clips	0	6	6	0
Infill, Fixed Board, and Mobile Board Clips	0	6	6	0

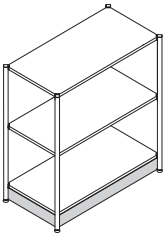
Counterweights are required in certain configurations to ensure product stability and are added as part of the frame. Please refer to SmartTools and the matrix below for further information.

	Connection Holes			
	1	2	3	4
Frame				
Upright 1	•	•	•	•
Upright 2	•	•	•	•
Upright 3	•	•	•	•
Upright 4	•	•	•	•
Frame Extension				
Upright 1	•	•	•	•
Upright 2	•	•	•	•

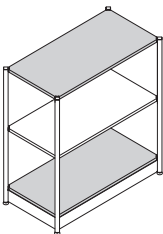


Connection holes refers to the number of faces of the tube (upright) that have holes for attaching shelves. When an upright has 1 connection hole, shelves can only be attached to one side of the upright. These uprights are always on the ends of a configuration. When an upright has 2 connection holes, shelves can be attached on two consecutive sides of the upright. These intermediate uprights are always used to connect frames and extensions that are assembled in a single row. Uprights with 3 connection holes can attach to shelves on three sides. These intermediate uprights are used for L- or T-configurations. Uprights with 4 connection holes can attach to shelves on all four sides. Please refer to SmartTools for details.

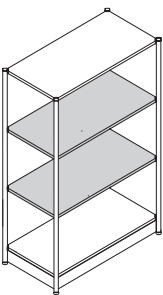
Upright connection holes for frame and frame extensions can be specified as 1, 2, 3, or 4 holes per tube side, allowing for a variety of shelf placements and configurations. *Tip: If choosing to omit a shelf, there will still be connection holes along the tube.*



Base is 3 1/5"H x 15 3/4"W (1 wide) or 31 1/2"W (2 wide). A base is included with each frame and frame extension. Tubes will connect to the base using a flanged hex socket head screw with H5 drive in all four corners.



Top and bottom shelves are required in each frame configuration. Top and bottom shelf connects to the tubes with accompanying shelf connectors, washers and flanged hex socket head screw with H5 drive. One shelf in each frame will have stability guidance and may be installed at any height within the frame except as the bottom shelf.

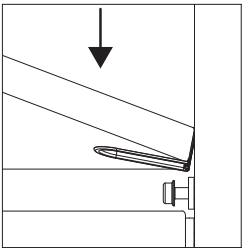


Shelves are 15 3/4"D x 15 3/4"W (1 wide) or 31 1/2"W (2 wide) and 1/8" thick. Additional shelves are available and connect at various heights within the frame. All four corners must attach using the shelf connector and screw.

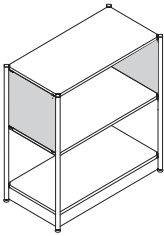
Shelves are High-Pressure Laminate and are available in contrasting finishes. High-Pressure Laminate woodgrain direction will always be horizontal.

1 wide shelves have a weight limit of 49 pounds.

2 wide shelves have a weight limit of 98 pounds.



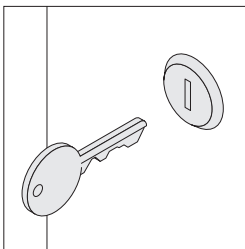
Nickel-plated shelf connectors come installed in the shelves and are recessed within each corner of the shelf. The shelves are fastened to the tubes at all four corners of the shelf by clamping the shelf connector with a washer, and a flanged hex socket head screw with a H5 drive. A H5 ball tip allen extension bit is included with the frame (**FLXAFFRAME**) to aid in shelf installation.



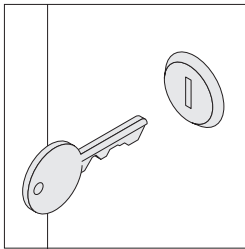
Infills are available and are $\frac{3}{8}$ " thick and either 15 $\frac{3}{4}$ "W (1 wide) or 31 $\frac{1}{2}$ "W (2 wide) and are available in High-Pressure Laminate or PET. Infills connect in all four corners at the top and bottom of the coordinating shelves and tubes using a plastic connection. Infills are available as a single unit. A maximum of three infills can be installed per shelf. High-Pressure Laminate woodgrain direction will always be horizontal.

Doors are available and are $\frac{3}{8}$ " thick and either 15 $\frac{3}{4}$ "W (1 wide) or 31 $\frac{1}{2}$ "W (2 wide) in High-Pressure Laminate with plastic door rails that will secure on the corresponding infills. High-Pressure Laminate woodgrain direction will always be horizontal. Door pulls are a striped fabric looped material with light elasticity and included with each door.

Tip: You must also specify three High-Pressure Laminate infills in addition to the doors.



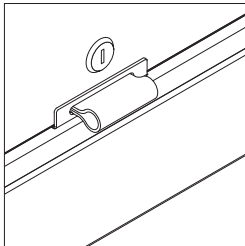
Locks are available field-installed. Optional field-installed locks are available with consecutive, specific, and random keying options.



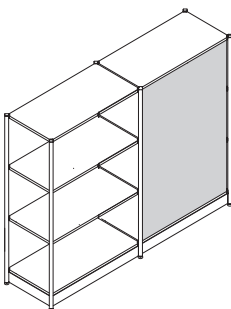
Field-installed lock cylinders (LOCK9201FR or LOCK9250FR) must be specified separately. When cylinders are ordered, the factory will omit lock cylinders from all doors.

► Lock and Keying, page 146

Locks are not supported on doors containing electrical appliances or receptacles, as this could violate the national electrical code.



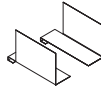
Optional locks on doors are located centered on the door panel and directly above the door pull.



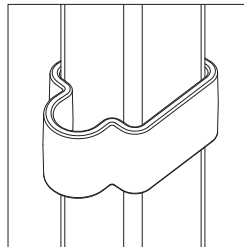
Fixed boards are available and connect to the frame in six places. The bottom of the fixed board must align with a shelf to install on the frame. Fixed boards are available 3 high and 4 high in PET/PET or whiteboard/PET finish.

Fixed Board

	3 H	4 H
1 W	•	•
2 W	•	•



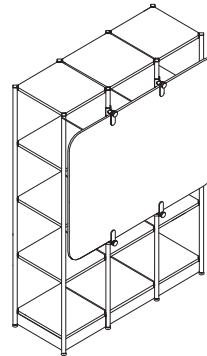
Book ends fit on the front side of a shelf and come in quantities of two.



Cable management clips are plastic and come in packages of six. Cable management clips fit on the frame to help manage cords and wires. Cable management clips can manage a maximum of 0.38" dia. cord or wire.

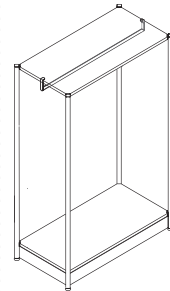


Toolbox comes in a package of four. Toolboxes are molded PET in a light grey finish and come with name tags.

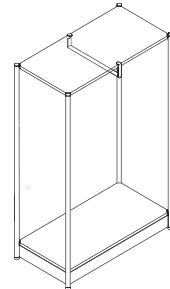


Mobile board clips fit securely on the front of the tube and can move up and down the frame to integrate with Flex mobile boards (**FLXMB**). Flex cups (**FLXCUP**) and Flex power hanger (**FLXPH**) can hang from the front of the clip for easy accessibility. Mobile board clips come in a package of four.

The maximum weight capacity of each mobile board clip is 8 pounds. Mobile board clips may only move along the frame when they are in the unlocked position.



Two wide coat rod



One wide coat rod

Coat rod is available in one wide and two wide and secures under a shelf on each side. The coat rod can be moved on the shelf from front-to-back for desired placement. The one wide coat rod can be oriented in the width or depth direction.

A one wide coat rod has a weight limit of 25 pounds.

A two wide coat rod has a weight limit of 52 pounds.

Maintenance

Markerboard

- Use any high-quality dry erase marker.

NOTICE

The use of low odor markers may cause ghosting to occur. If low odor markers have been used, the surface can be completely cleaned by following the cleaning instructions below.

Maintenance and Care

- Use clean dry eraser or microfiber cloth to remove ink.
- Use Expo cleaner or other markerboard cleaner with microfiber cloth. If the markerboards are used daily, cleaning may be required 2-3 x per week.
- For heavily used markerboards and persistent markings, clean with 91% isopropyl alcohol with a microfiber cloth.

Surface Materials

Tubes and bases for frame and frame extension

- Paint

Shelves

- High-Pressure Laminate

Infills

- High-Pressure Laminate
- P631 Dark Heather Grey PET
- P636 Light Heather Grey PET

Doors

- High-Pressure Laminate

Lock

- 9201 Polished Chrome
- 9250 Ember Chrome

Bookends

- Paint

Mobile board clip

- 6053 Seagull
- 6527 Merle

Cable management clip

- 6527 Merle

Fixed board

- P631 Dark Heather Grey PET
- P636 Light Heather Grey PET
- 2977 White Markerboard

Coat rod

- Paint

Toolbox

- P636 Light Heather Grey PET

Actual Dimensions

Flex Active Frames

Actual Dimensions

1 Wide Frame				
	2 High	3 High	4 High	5 High
Depth	17.042"	17.042"	17.042"	17.042"
Width	17.042"	17.042"	17.042"	17.042"
Height	36.296"	52.102"	67.908"	83.714"

2 Wide Frame				
	2 High	3 High	4 High	5 High
Depth	17.042"	17.042"	17.042"	17.042"
Width	32.783"	32.783"	32.783"	32.783"
Height	36.296"	52.102"	67.908"	83.714"

1 Wide Frame Extension				
	2 High	3 High	4 High	5 High
Depth	17.042"	17.042"	17.042"	17.042"
Width	16.392"	16.392"	16.392"	16.392"
Height	36.296"	52.102"	67.908"	83.714"

2 Wide Frame Extension				
	2 High	3 High	4 High	5 High
Depth	17.042"	17.042"	17.042"	17.042"
Width	32.140"	32.140"	32.140"	32.140"
Height	36.296"	52.102"	67.908"	83.714"

Tip: All dimensions shown refer to overall exterior dimensions.

Additional Dimensions

Flex Active Frames

	Width	Height	Thickness
Distance from floor (with glides fully compressed)			
Bottom of base		0.629"	
Top of base		3.778"	
Top of bottom shelf		4.684"	
Exterior base			
1 Wide x 1 Deep	15.433"	3.150"	
2 Wide x 2 Deep	31.181"	3.150"	
Interior base			
1 Wide x 1 Deep	15.283"	3.000"	
2 Wide x 2 Deep	31.031"	3.000"	
Shelf			
1 Wide x 1 Deep	15.512"	15.512"	0.806"
2 Wide x 2 Deep	31.260"	31.260"	0.806"
Height between Shelves			
1 High		15.000"	
2 High		30.806"	
3 High		46.612"	
4 High		62.418"	
5 High		78.224"	
Door			
1 Wide	14.173"	14.646"	0.556"
2 Wide	29.921"	14.646"	0.556"
Infill			
1 Wide	14.350"	14.764"	0.556"
2 Wide	30.098"	14.764"	0.556"
Opening between LH and RH Infills (without doors)			
1 Wide	14.400"		
2 Wide	30.148"		
Opening between LH and RH Infills (with doors)			
1 Wide	14.282"		
2 Wide	30.038"		
Fixed board			
Whiteboard/PET			0.746"
PET/PET			0.700"
1 Wide	14.016"		
2 Wide	29.764"		
3 High		48.031"	
4 High		63.780"	

► **Additional Dimensions, continued on next page**

► **Additional Dimensions, continued from previous page**

	Depth	Height
Height of opening when door open		13.244"
Outside depth of door and rear infill	15.512"	
Depth from front of shelf to front of rear infill	14.956"	
Depth from back of door to front of rear infill	14.400"	

Flex Active Frame Media Towers

Flex Active Frame Media Tower Internal Mount

Flex active frame media towers

are configured with the same base and extension logic as active frames. Media towers can support a standing and seated posture. To maintain a proper monitor height, standing posture is only available in 5 high and seated posture is only available in 4 high.

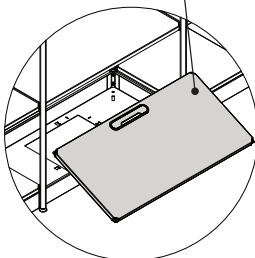
Media tower is an agnostic technology solution, allowing one to bring their own technology application to the system. Customers are responsible for bringing and integrating technology and audio-visual components. Customers must follow all instructions and warnings, for all products involved.

Tip: Consult an AV or IT professional early in the design process for potential technology applications.

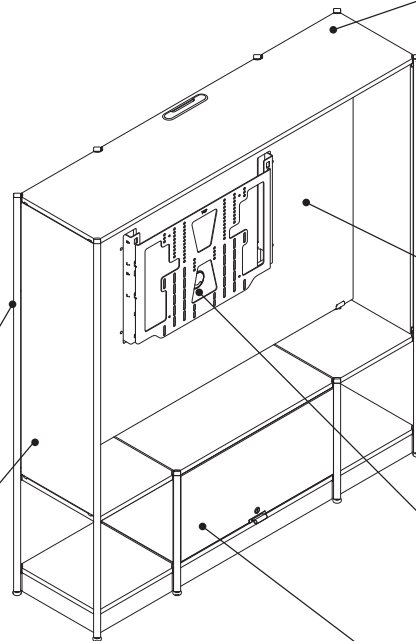
Monitor back panel has a wood core with a High-Pressure Laminate surface.

3 high side infill is available with a High-Pressure Laminate. Only available for internal mounted media tower.

Base is painted and is configured with a 1 wide base, 2 wide base and 1 wide base. The center 2 wide base has an oblong grommet for wire and power routing. Base has a 12"x12" square cutout.



4 High Seated or Lounge

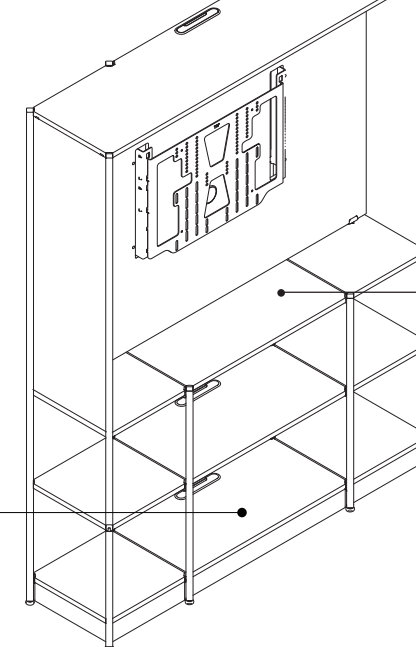


4 wide top shelf has a wood core with a High-Pressure Laminate surface. Shelves connect to the tubes with accompanying shelf connectors. Top shelf is required and will always have an oblong grommet for ceiling power or data routing.

Fixed boards for media towers are suggested to help conceal cords and monitor mount. If selected, two 1 wide and one 2 wide fixed boards will be added. *Tip: Fixed boards are required for open plan applications, but not included in the base price.*

400x400 VESA mounting plate attaches to the active frame tubes with monitor frame brackets and supports various mounting patterns.

5 High Standing

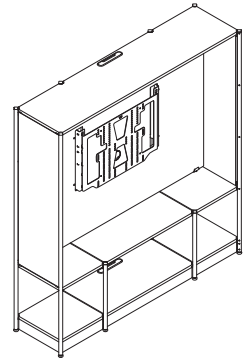


2 wide non-locking door underneath the monitor provides easy storage and access to additional power and technology. Three infills are required to complete the door kit. *Tip: Door and infills are required but not included in base price.*

Center 2 wide shelves include an oblong grommet for easy cable and power routing.

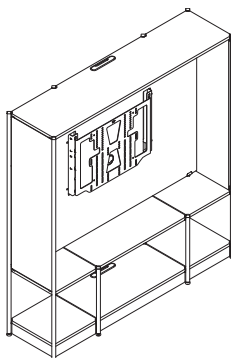
Leveling guides adjust for installations on uneven floors. Adjustability range is 1 7/8".

Product Details



Media tower internal mount 4 high (FLXAFFRAMET1) consist of three bases, eight tubes, eight leveling glides, eight top caps, monitor back panel, top 4 wide shelf, two left 1 wide shelves, two right 1 wide shelves, two center 2 wide shelves, 3 high left and right side infills, a 400x400 VESA mounting plate, monitor mounting frame brackets, and a counterweight(s) if necessary. Bases consist of a 1 wide base, 2 wide base and a 1 wide base. Six tubes in a media tower will be the same height. A base shelf and top shelf is required with each extension or frame.

Media tower internal mount extension (FLXAFFRAMEEXTT1) 4 high consist of three bases, six tubes, six leveling glides, six top caps, monitor back panel, top 4 wide shelf, two left 1 wide shelves, two right 1 wide shelves, two center 2 wide shelves, 3 high left and right side infills, a 400x400 VESA mounting plate, and a counterweight(s) if necessary. Bases consist of a 1 wide base, 2 wide base and a 1 wide base. Two tubes in the back will always be the same height. Two tubes in the front will be short. Two end tube heights will depend on height of what unit is connected to. A base shelf and top shelf is required with each extension or frame.



Internal mount and internal mount extension are also available in 5 high and include an additional center 2 wide shelf, left 1 wide shelf and right 1 wide shelf.

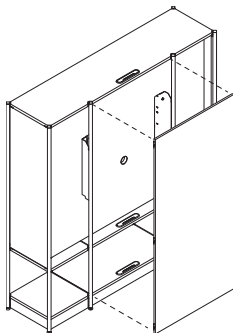
Internal media tower and internal media tower extension are available in 1 deep (15³/₄"D) and 4 wide (63"W).

2 wide non locking door and infills directly beneath monitor provide easy storage and access to additional utility power and technology. Three infills are required to complete the door kit.

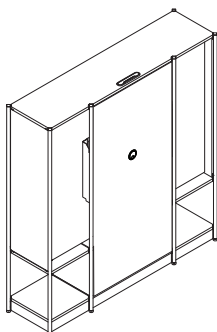
Tip: Door and infills are required but not included in base price.

High-Pressure Laminates with grain direction can be applied in a vertical or horizontal direction. Monitor back panel is available in horizontal grain direction only.

Shelf and infill finishes will be the same for all shelves and infills unless contrasting is selected.



Fixed boards for media towers are suggested to help conceal cords and monitor mount. If selected, two 1 wide and one 2 wide fixed boards will be added. *Tip: Fixed boards are required for open plan applications, but not included in the base price.*



Fixed boards are available and connect to the frame in six places. The bottom of the fixed board must align with a shelf in order to install on the frame. Fixed boards must always align with top of media tower but not required to extend to the floor.

Fixed boards are available 3 high and 4 high in High-Pressure Laminate, PET/PET or whiteboard/PET finish. 5 high fixed boards are available in High-Pressure Laminate only.

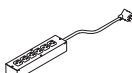
Wiring and Cabling



Monitor back panel and infill (for door) include a round grommet for easy cable and power routing.

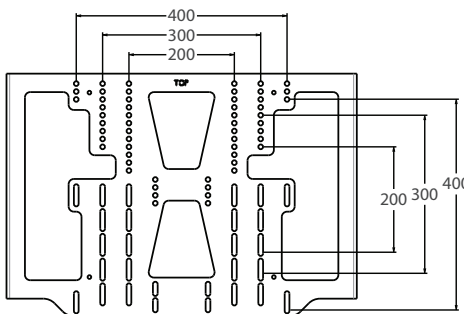


Center 2 wide shelves and top shelf include an oblong grommet for easy cable and power routing.



Media utility power is available with a 9' or 10' standard black power cord. A 20' cord option is available if additional length is needed. For extra color, braided cord option is available.

Media utility power is available with either a standard three prong NEMA plug for use with standard receptacles or with Steelcase's proprietary thread low-profile plug for use with one-door and two-door low-profile connectors.



Media towers include a universal 400x400 VESA mounting plate with the ability to accommodate various mounting patterns.

VESA mounting plates are available in two mounting configurations: internal mount (**FLXAFFRAMET1** and **FLXAFFRAMEEXTT1**) and external mount (**FLXAFFRAMEEXTT2**)

Optional monitor mount hardware package is available and includes hardware to accommodate a variety of monitors.

No larger than 65" monitors should be used on the media tower with a maximum 66 pounds weight capacity.

Surface Materials

Tubes and bases for media towers and media tower extensions

- Paint

Shelves

- High-Pressure Laminate

3 mm edge profile

- Plastic

Monitor back panel

- High-Pressure Laminate

VESA mounting plate

- 7360 Merle

Infills

- High-Pressure Laminate
- P631 Dark Heather Grey PET
- P636 Light Heather Grey PET

Door

- High-Pressure Laminate

Fixed board

- High-Pressure Laminate
- P631 Dark Heather Grey PET
- P636 Light Heather Grey PET
- 2977 White Markerboard

Media utility power cord

- Standard rubber cord
- Black
- White

Braided cord

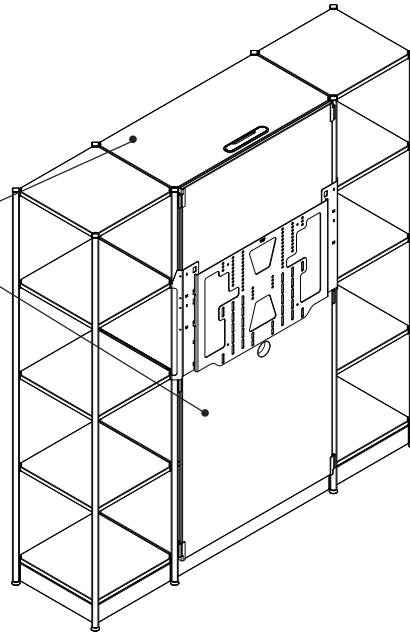
- 9002 Silver
- 9003 Fuchsia
- 9004 Marlin
- 9006 Chili
- 9007 Sterling
- 9008 Honey
- 9009 Black
- 9010 Light Peacock
- 9011 Seagull
- 9012 Merle
- 9013 Brass

Flex Active Frame Media Towers

Flex Active Frame Media Tower External Mount

Media tower external mount has two heights, 4 high supports seated/ lounge postures and 5 high supports standing posture. External mount extension requires an extension and base frame on either side of the media tower.

4 High Seated or Lounge

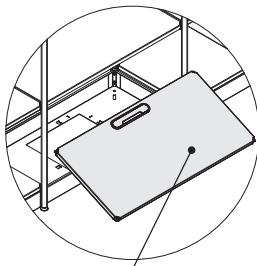
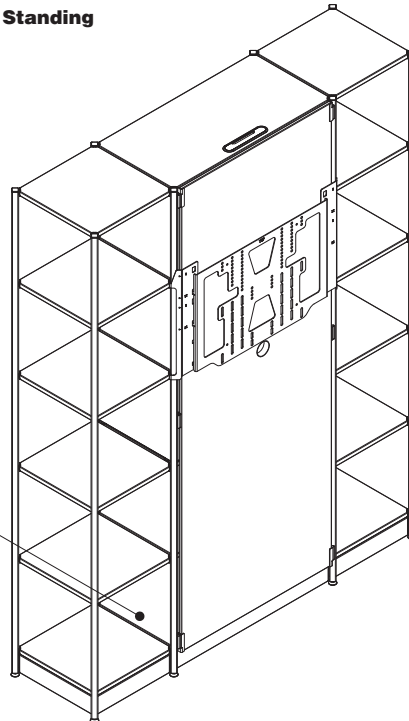


High-Pressure Laminate fixed board with round grommet

provides clean aesthetics and conceals cable, power, or other cords. Fixed board is required for external media tower and must be same height as the unit.
Tip: Infill is required but not included in base price.

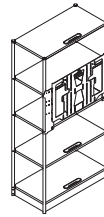
Center 2 wide shelves include an oblong grommet for easy cable and power routing at every center shelf location.

5 High Standing



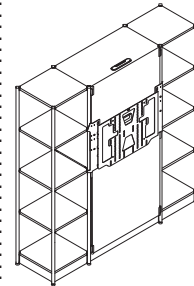
2 wide base is painted. The center 2 wide base has an oblong cutout for wire and power routing. Base has a 12"x12" square cutout.

Product Details



Media tower external mount extension (FLXAFFRAMEEXT2)

consist of one 2 wide base, two tubes, two leveling glides, two top caps, top shelf, three center shelves, and a 400x400 VESA mounting plate.

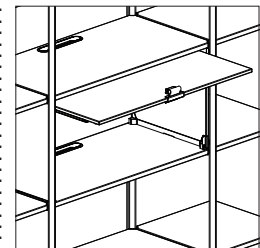


Media tower external mount extension

requires an extension and base frame on either side of the media tower.

Tip: Additional frame and extensions are required but not included in the base price.

External media mount extension is available in 1 deep (15³/₄"D) and 2 wide (31¹/₂"D).



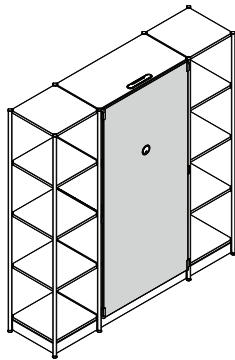
Door, shelf, and grommet infill are required on external media towers to house additional power and technology. The door is always located on the third shelf from the bottom on both 4 high and 5 high external media towers.

Door and infills are always placed on the third shelf from the bottom for both 4 high or 5 high media tower external mount extensions.

Tip: Door and infills are required but not included in base price.

2 wide non-locking door and infills directly behind monitor provide easy storage and access to additional utility power and technology. Three infills are required to complete the door kit.

Tip: Door and infills are required but not included in base price.



Fixed board is required for media towers to help conceal cords and monitor mount. Fixed board must be same height as the unit.

Tip: Fixed board is required, but not included in the base price.

2 wide non-locking door and infills directly beneath monitor provide easy storage and access to additional utility power and technology. Three infills are required to complete the door kit. The rear infill has a round grommet for cable management.

Tip: Door and infills are required but not included in base price.

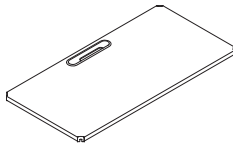
High-Pressure Laminates with grain direction can be applied in a vertical or horizontal direction. Shelves available in horizontal grain direction only.

Shelf finishes will be the same for all shelves unless contrasting is selected.

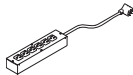
Wiring and Cabling



Infill includes a round grommet for easy cable and power routing.

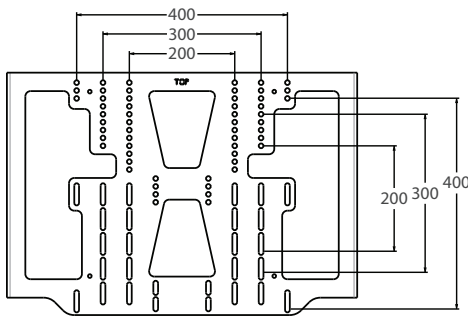


Center 2 wide shelves and top shelf include an oblong grommet for easy cable and power routing.



Media utility power is available with a 9' or 10' standard black power cord. A 20' cord option is available if additional length is needed. Braided cord is available and comes in 11 color options.

Media utility power is available with either a standard three prong NEMA plug for use with standard receptacles or with Steelcase's proprietary thread low-profile plug for use with one-door and two-door low-profile connectors.



Media towers include a universal 400x400 VESA mounting plate with the ability to accommodate various mounting patterns.

VESA mounting plates are available in two mounting configurations: internal mount (**FLXAFFRAMET1** and **FLXAFFFRAMEEXTT1**) and external mount (**FLXAFFFRAMEEXTT2**)

Optional monitor mount hardware package is available and includes hardware to accommodate a variety of monitors.

No larger than 65" monitors should be used on the media tower with a maximum 66 pounds weight capacity.

Surface Materials

Tubes and bases for media towers and media tower extensions

- Paint

Shelves

- High-Pressure Laminate

3 mm edge profile

- Plastic

Monitor back panel

- High-Pressure Laminate

VESA mounting plate

- 7360 Merle

Infills

- High-Pressure Laminate
- P631 Dark Heather Grey PET
- P636 Light Heather Grey PET

Door

- High-Pressure Laminate

Media utility power cord

Standard rubber cord

- Black
- White

Braided cord

- 9002 Silver
- 9003 Fuchsia
- 9004 Marlin
- 9006 Chili
- 9007 Sterling
- 9008 Honey
- 9009 Black
- 9010 Light Peacock
- 9011 Seagull
- 9012 Merle
- 9013 Brass

Flex Active Frames Work Island

Work islands are configured with the same base and extension logic as active frames. To maintain a proper gathering height, work islands are only available 2 high. To reach the proper gathering height, a 4" high piling shelf is added to the 2 high unit.

The width of work islands is fixed and can be filled by the combination of 1 and 2 wide frames and extensions.

A work bridge can be configured when a knee space is needed to accommodate stools. The same 80²/₅" overall width applies, but this unit can have a minimum 14¹/₂" to maximum 46" wide knee span. Both ends of the unit need to be supported by frames of either size and the configuration does not need to be symmetrical.

Work islands are available as 1 or 2 deep configurations.
► Specifying, pages 130–131

Continuous top is 78³/₄"W (5 wide) x 15³/₄"D (1 deep) or 31¹/₂"D (2 deep) and 1" thick. Continuous top is available in High-Pressure Laminate with a 3 mm edge profile to match top finish. Corners are always square with no overhangs on the left or right. Pilot holes always present to accommodate all configuration options.

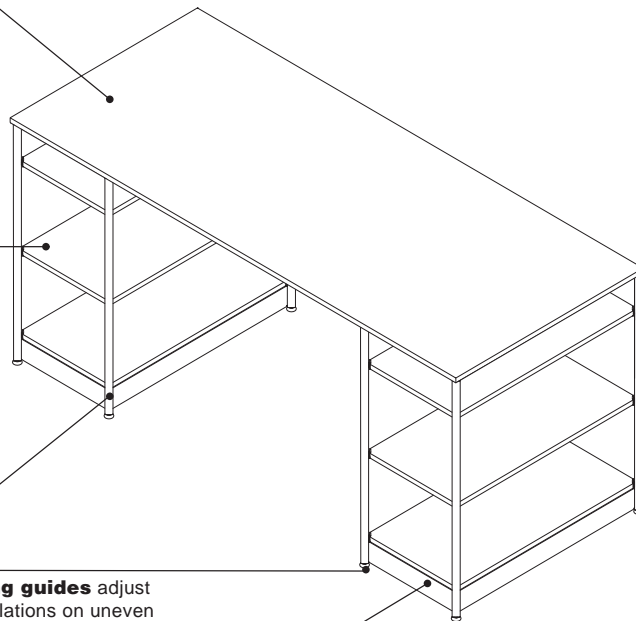
Shelves have a wood core with a High-Pressure Laminate surface. Shelves connect to the tubes with accompanying shelf connectors. A top and bottom shelf is required in all applications. Additional shelves are available to connect at various heights within the frame or frame extension.

Tubes are a painted 25 mm square, set at a 45° angle, and available as an end or intermediate.

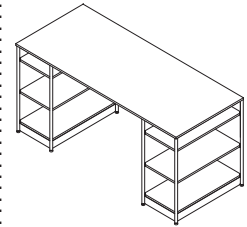
Tip: Four tubes come standard with the frame and two tubes come standard with the frame extension.

Leveling guides adjust for installations on uneven floors. Adjustability range is 1⁷/₈".

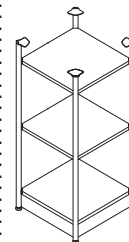
Base is painted and included with each frame and frame extension.



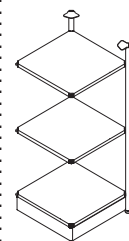
Product Details



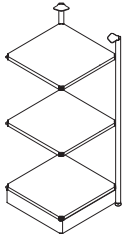
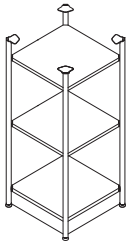
Work bridge application consists of a continuous top with two work island frames and an opening between the two. Each work island frame consists of four tubes and four leveling glides. Additional shelves are available. When no extension is used with a frame, all three shelves are required.



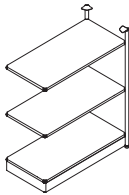
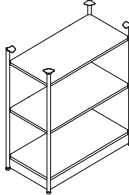
Work island frames (FLXAFCTFRAME) consist of a base, four tubes, and four leveling glides. Additional shelves are available.



Work island frame extensions (FLXAFCTFRAMEEXT) consist of a base, two tubes, top shelf, and two leveling glides. Additional shelves are available.



1 wide x 1 deep



2 wide x 1 deep

Work island frames and work island frame extensions are available in 1 wide (15³/₄"W) or 2 wide (31¹/₂"W) and 1 deep (15³/₄"D) or 2 deep (31¹/₂"D).

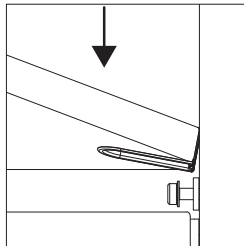
Only one frame (FLXAFFRAME) consisting of four tubes will be needed per configuration. Two to four frame extensions (**FLXAFFRAMEEXT**) with two tubes will be required to build out the remainder of the unit. Please refer to SmartTools for details.

	Connection Holes	
	1	2
Work Island Frame		
Upright 1	•	•
Upright 2	•	•
Work Island Extension		
Upright 1	•	•
Upright 2	•	•

Upright connection holes for work island frame and work island extension can be specified as 1 or 2 holes per tube side, allowing for shelf placement. Upright 1 and 2 must have same number of connection holes.

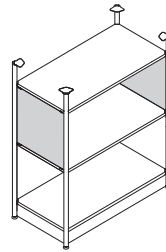
Tip: If choosing to omit a shelf, there will still be connection holes along the tube.

Shelves are 15³/₄"D x 15³/₄"W (1 wide) or 31¹/₂"W (2 wide) and ⁵/₈" thick. When attached to an extension, the middle shelves are optional and connect at various heights within the frame. All four corners must attach using the shelf connector. Shelves are available in contrasting finishes.




Nickel-plated shelf connectors come installed in the shelves and are recessed within each corner of the shelf. The shelves are fastened to the tubes at all four corners of the shelf by clamping the shelf connector with a washer, and a flanged hex socket head screw with a H5 drive.

Center panels are required on a 2 deep work bridge or work island frame to separate the space between the two sides. Center panels can be used with doors on both sides or doors on no sides, however not with a door on only one side. Center panel and side infill finish must match.

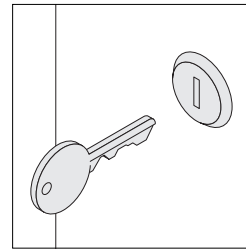


Infills are available and are ³/₈" thick and either 15³/₄"W (1 wide) or 31¹/₂"W (2 wide) and are available in High-Pressure Laminate or PET. Infills connect in all four corners at the top and bottom of the coordinating shelves and tubes using a plastic connection. Infills are available in a single infill.

Doors are available and are ³/₈" thick and either 15³/₄"W (1 wide) or 31¹/₂"W (2 wide) in High-Pressure Laminate with plastic door rails that will secure on the corresponding infills. Door pulls are a striped fabric looped material with light elasticity and included with each door.
Tip: You must also specify three High-Pressure Laminate infills in addition to the door infills and center panels.

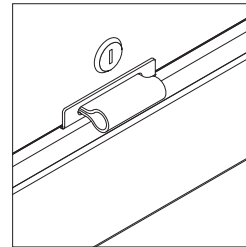


Locks are available or field-installed. Optional field-installed locks are available with consecutive, specific, and random keying options.

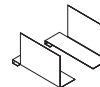


Field-installed lock cylinders (LOCK9201FR or LOCK9250FR) must be specified separately. When cylinders are ordered, the factory will omit lock cylinders from all doors.

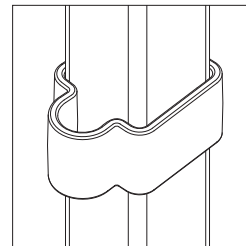
▶ Lock and Keying, page 146



Optional locks on doors are located centered on the door panel and directly above the door pull.



Book ends fit on the front side of a shelf and come in quantities of two.



Cable management clips are plastic and come in packages of six. Cable management clips fit on the frame to help manage cords and wires. Cable management clips can manage a maximum of 0.38" dia. cord or wire.



Toolbox comes in a package of four. Toolboxes are molded PET in a light grey finish.

Surface Materials

Tubes and bases for work island frame and work island frame extension

- Paint

Shelves

- High-Pressure Laminate

Continuous top

- High-Pressure Laminate

3 mm edge profile

- Plastic

Infills

- High-Pressure Laminate
- P631 Dark Heather Grey PET
- P636 Light Heather Grey PET

Doors

- High-Pressure Laminate

Lock

- 9201 Polished Chrome
- 9250 Ember Chrome

Bookends

- Paint

Cable management clip

- 6527 Merle

Toolbox

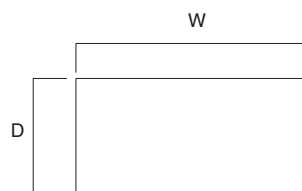
- P636 Light Heather Grey PET

Actual Dimensions

Flex Active Frames Work Island

Work Island Worksurface

	1 Deep	2 Deep
Depth	17.402"	33.150"
Width	80.394"	80.394"
Thickness	0.993"	0.993"



Additional Dimensions

	Depth	Width	Height
Depth from front of shelf to inside of center infill	15.352"		
Depth from back of door to front of center infill	14.976"		

Worksurface

1 Deep	17.402"		
2 Deep	33.150"		
5 Wide		80.394"	
Height to top of worksurface (with glides fully compressed)			41.385"
Height to bottom of worksurface (with glides fully compressed)			40.391"
Opening height from top shelf to worksurface bottom			4.096"

Opening between tubes

1 Wide	14.461"
2 Wide	30.209"
3 Wide	45.957"

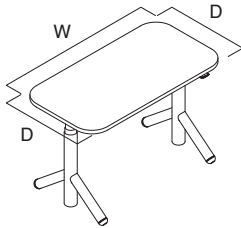
Outermost planning widths

1 Wide frame	17.042"
2 Wide frame	32.783"
1 Wide extension	16.392"
2 Wide extension	32.140"

On-center planning connections

1 Wide x 1 Deep	15.748"
2 Wide x 2 Deep	31.496"

Rectangle Height-Adjustable Desks



Tip: Height-adjustable desks shipping to Illinois will receive 9' power cord.

Tip: Attachment hardware is intended for worksurfaces 1" thick only.

Tip: The 9" overhang is available on 58"W or larger desks.

Tip: Desks 70"W or larger allow for single or dual overhang.

Tip: When specifying a desk overhang, see understanding for additional cable tray specifying details.

Tip: Cost for OLL Price Group 1 is in addition to cost of laminate.

Tip: Veneer Group 02, Veneer Group 03, and Veneer Full Fill upcharge is in addition to the Veneer Group 01 cost.

Tip: On 23"/24"D and less than 58"W desks, only single and dual flat panel monitor arm applications are permitted for use. See Steelcase Worktools Specification Guide.

Tip: For desks 29"/30"Dx58"W and greater additional monitor arm configurations are allowed. See Steelcase Worktools Specification Guide.

Tip: Standard plug is a NEMA 5-15 3-prong plug.

Standard Includes

- Worksurface:
 - High-Pressure Laminate price group 01 with 3 mm plastic edge
 - Wood group 01 veneer with matching 3 mm square edge, if selected
- Electric height-adjustable sit-to-stand base: paint price group 01
- Active touch controller
- Foot: paint price group 01
- Roller: plastic
- Modular widths: 46", 58", or 70"
- Attachment hardware
- No overhang on worksurface
- Power cord: 10' with standard plug

Options

Size Option	Modular	No cost
	Parametric	No cost
Overhang	No Overhang	No cost
	Overhang - Left	No cost
	Overhang - Left & Right	No cost
	Overhang - Right	No cost
Top Surface Finish	Laminate HPL Price Group 01	No cost
	Veneer Customiz Stain	No cost
	Laminate HPL Price Group 02	46"W-54"W: +\$25 54 1/16"W-72"W: +\$33
	Laminate HPL Price Group 03	46"W-54"W: +\$49 54 1/16"W-72"W: +\$65
	Veneer Price Group 01	See below
	Veneer Full Fill	+\$102
	Veneer Price Group 03	+\$359
	OLL Price Group 1	+\$102
Base Finish	Paint Price Group 01	No cost
	Paint Price Group 02	+\$22
Foot Finish	Paint Price Group 01	No cost
	Paint Price Group 02	+\$22
	Paint Price Group 03	+\$41
Power Configuration	No under Worksurface Power	No cost
	Under Worksurf Clamp with USB-A	46"W-57 15/16"W: +\$801 58"W-72"W: +\$834
	Under Worksurf Clamp with USB-C	46"W-57 15/16"W: +\$1,122 58"W-72"W: +\$1,153
	Under Worksurface Only	46"W-57 15/16"W: +\$476 58"W-72"W: +\$508
Power Cord	10' Standard Cord	No cost
	10' Braided Cord	+\$74
	20' Standard Cord	+\$74
	20' Braided Cord	+\$220
	8' Curly Cord	+\$319
Power Plug Type	Standard NEMA 5-15 3-Prong	No cost
	Thread Low Profile Plug	+\$40
PVC	With PVC	No cost
	Non PVC	+\$34

► Product Information continued on next page

Rectangle Height-Adjustable Desks

► Product Information continued from previous page

Options

Cable Tray	No Cable Tray	No cost
	With Cable Tray	See below
Controller	Active Touch Controller	No cost
	Simple Touch Controller	-\$74
Antimicrobial	Non-Antimicrobial	No cost
	With Antimicrobial	No cost
Brake	No Brake	No cost
	With Brake	+\$69

Tip: The standard active touch controller is Bluetooth-enabled to allow pairing with the Steelcase Rise app.

Tip: Antimicrobial can be specified only when specifying simple touch controller.

Specification Information

Style Number	Dimensions Depth	Size Option	Base Prices					Cable Tray (Add \$ to Base Price)
			Width					
		Modular	46"W	N.A.	58"W	N.A.	70"W	
		Parametric	46"W-	48 1/16"W-	54 1/16"W-	60 1/16"W-	66 1/16"W-	
			48"W	54"W	60"W	66"W	72"W	

Rectangle Height-Adjustable Desks

Laminate HPL Price Group 01 - Basic Height

FLXSRQ	23" or 24"	\$2400	\$2474	\$2548	\$2629	\$2709	+\$183
	29" or 30"	\$2691	\$2777	\$2859	\$2946	\$3037	+\$205

Veneer Price Group 01 - Basic Height

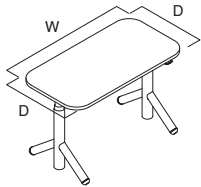
FLXSRQ	23" or 24"	\$3207	\$3294	\$3381	\$3477	\$3567	+\$183
	29" or 30"	\$3534	\$3632	\$3724	\$3829	\$3928	+\$205

Laminate HPL Price Group 01 - Extended Height

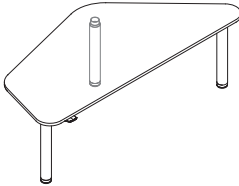
FLXERQ	23" or 24"	\$2604	\$2683	\$2765	\$2852	\$2935	+\$183
	29" or 30"	\$2920	\$3010	\$3102	\$3196	\$3292	+\$205

Veneer Price Group 01 - Extended Height

FLXERQ	23" or 24"	\$3411	\$3503	\$3598	\$3700	\$3793	+\$183
	29" or 30"	\$3763	\$3865	\$3967	\$4079	\$4183	+\$205



120° Height-Adjustable Desks



Tip: Height-adjustable desks shipping to Illinois will receive 9' power cord.

Tip: Attachment hardware is intended for worksurfaces 1" thick only.

Tip: Cost for OLL Price Group 1 is in addition to cost of laminate.

Tip: Veneer Group 02, Veneer Group 03, and Veneer Full Fill upcharge is in addition to the Veneer Group 01 cost.

Tip: Standard plug is a NEMA 5-15 3-prong plug.

Tip: The standard active touch controller is Bluetooth-enabled to allow pairing with the Steelcase Rise app.

Standard Includes

- Worksurface:
 - High-Pressure Laminate price group 01 with 3 mm plastic edge
 - Wood group 01 veneer with matching 3 mm square edge, if selected
- Electric height-adjustable sit-to-stand base: paint price group 01
- Active touch controller
- Power cord: 10' with standard plug
- Slide glide: plastic
- Attachment hardware

Options

Handedness	Left Hand	No cost
	Right Hand	No cost
Depth - Left	22 11/16"	No cost
	40 7/16"	No cost
Depth - Right	22 11/16"	No cost
	40 7/16"	No cost
Width Back	40 13/16"	No cost
Width Front	71 5/16"	No cost
Top Surface Finish	Laminate HPL Price Group 01	No cost
	Veneer Customiz Stain	No cost
	Laminate HPL Price Group 02	+\$33
	Laminate HPL Price Group 03	+\$63
	Veneer Full Fill	+\$102
	Veneer Price Group 03	+\$359
	Veneer Price Group 01	+\$744
Base Finish	OLL Price Group 1	+\$102
	Paint Price Group 01	No cost
Power Configuration	Paint Price Group 02	+\$22
	No under Worksurface Power	No cost
	Under Worksurface Only	+\$508
	Under Worksurf Clamp with USB-A	+\$834
Power Cord	Under Worksurf Clamp with USB-C	+\$1153
	10' Standard Cord	No cost
	10' Braided Cord	+\$74
	20' Standard Cord	+\$74
	20' Braided Cord	+\$220
Power Plug Type	8' Curly Cord	+\$319
	Standard NEMA 5-15 3-Prong	No cost
PVC	Thread Low Profile Plug	+\$40
	With PVC	No cost
Controller	Non PVC	+\$34
	Active Touch Controller	No cost
Antimicrobial	Simple Touch Controller	-\$74
	Non-Antimicrobial	No cost
Magnetic Cable Clip	With Antimicrobial	No cost
	No Magnetic Cable Clip	No cost
	With Magnetic Cable Clips	+\$95

► Product Information continued on next page

120° Height-Adjustable Desks

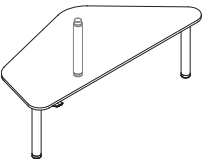
Tip: Antimicrobial can be specified only when specifying simple touch controller.

Tip: Magnetic cable clips come in a pack of two when ordered with the height-adjustable desk style number.

► Product Information continued from previous page

Options		
Cable Tray	No Cable Tray	No cost
	With Cable Tray	+\$183
Modesty Panel	No Modesty Panel	No cost
	Modesty Panel	+\$650
Modesty Panel Finish	Paint Price Group 01	No cost
	Paint Price Group 02	+\$20
	Paint Price Group 03	+\$37

Specification Information



Style Number Base Prices

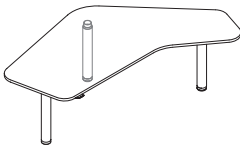
120° Straight Desk Height-Adjustable, Basic Height

FLXSWS3 \$3106

120° Straight Desk Height-Adjustable, Extended Height

FLXEWS3 \$3371

120° Height-Adjustable Desks



Tip: Height-adjustable desks shipping to Illinois will receive 9' power cord.

Tip: Attachment hardware is intended for worksurfaces 1" thick only.

Tip: Cost for OLL Price Group 1 is in addition to cost of laminate.

Tip: Veneer Group 02, Veneer Group 03, and Veneer Full Fill upcharge is in addition to the Veneer Group 01 cost.

Tip: Standard plug is a NEMA 5-15 3-prong plug.

Standard Includes

- Worksurface:
 - High-Pressure Laminate price group 01 with 3 mm plastic edge
 - Wood group 01 veneer with matching 3 mm square edge, if selected
- Electric height-adjustable sit-to-stand base: paint price group 01
- Active touch controller
- Power cord: 10' with standard plug
- Slide glide: plastic
- Attachment hardware

Options

Handedness	Left Hand	No cost
	Right Hand	No cost
Depth - Left	14 1/4"	No cost
	23 1/4"	No cost
Depth - Right	14 1/4"	No cost
	23 1/4"	No cost
Width - Left	42"	No cost
Width - Right	42"	No cost
Top Surface Finish	Laminate HPL Price Group 01	No cost
	Veneer Customiz Stain	No cost
	Laminate HPL Price Group 02	+\$33
	Laminate HPL Price Group 03	+\$63
	Veneer Full Fill	+\$102
	Veneer Price Group 03	+\$359
	Veneer Price Group 01	+\$744
Base Finish	OLL Price Group 1	+\$102
	Paint Price Group 01	No cost
Power Configuration	Paint Price Group 02	+\$22
	No under Worksurface Power	No cost
	Under Worksurface Only	+\$508
	Under Worksurf Clamp with USB-A	+\$834
Power Cord	Under Worksurf Clamp with USB-C	+\$1153
	10' Standard Cord	No cost
	10' Braided Cord	+\$74
	20' Standard Cord	+\$74
	20' Braided Cord	+\$220
Power Cord Finish	8' Curly Cord	+\$319
	Braided Cord	No cost
Power Plug Type	Standard NEMA 5-15 3-Prong	No cost
	Thread Low Profile Plug	+\$40
PVC	With PVC	No cost
	Non PVC	+\$34
Controller	Active Touch Controller	No cost
	Simple Touch Controller	-\$74
Antimicrobial	Non-Antimicrobial	No cost
	With Antimicrobial	No cost

► Product Information continued on next page

120° Height-Adjustable Desks

► Product Information continued from previous page

Tip: The standard active touch controller is Bluetooth-enabled to allow pairing with the Steelcase Rise app.

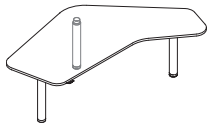
Tip: Antimicrobial can be specified only when specifying simple touch controller.

Tip: Magnetic cable clips come in a pack of two when ordered with the height-adjustable desk style number.

Options

Magnetic Cable Clip	No Magnetic Cable Clip	No cost
	With Magnetic Cable Clips	+\$95
Cable Tray	No Cable Tray	No cost
	With Cable Tray	+\$183
Modesty Panel	No Modesty Panel	No cost
	Modesty Panel	+\$650
Modesty Panel Finish	Paint Price Group 01	No cost
	Paint Price Group 02	+\$20
	Paint Price Group 03	+\$37

Specification Information



Style Number Base Prices

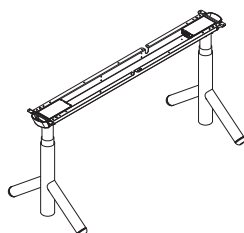
120° Corner Desk Height-Adjustable, Basic Height

FLXSWC3 \$3137

120° Corner Desk Height-Adjustable, Extended Height

FLXEW3 \$3403

Rectangle Height-Adjustable Bases



Tip: Attachment hardware is intended for worksurfaces 1" thick only.

Tip: The 9" overhang is available on 58"W or larger desks.

Tip: Desks 70"W or larger allow for single or dual overhang.

Tip: When specifying a desk overhang, see understanding for additional cable tray specifying details.

Tip: Standard plug is a NEMA 5-15 3-prong plug.

Tip: On 23"/24"D and less than 58"W desks, only single and dual flat panel monitor arm applications are permitted for use. See Steelcase Worktools Specification Guide.

Tip: For desks 29"/30"Dx58"W and greater additional monitor arm configurations are allowed. See Steelcase Worktools Specification Guide.

Tip: The standard active touch controller is Bluetooth-enabled to allow pairing with the Steelcase Rise app.

Standard Includes

- Electric height-adjustable sit-to-stand base: paint price group 01
- Foot: paint price group 01
- Roller: plastic
- Active touch controller
- Modular widths: 46", 58", or 70"
- Attachment hardware
- No overhang on worksurface
- Power cord: 10' with standard plug

Options

Size Option	Modular	No cost
	Parametric	No cost
Overhang	No Overhang	No cost
	Overhang - Left	No cost
	Overhang - Left & Right	No cost
	Overhang - Right	No cost
Base Finish	Paint Price Group 01	No cost
	Paint Price Group 02	+\$22
Foot Finish	Paint Price Group 01	No cost
	Paint Price Group 02	+\$22
	Paint Price Group 03	+\$41
Power Configuration	No under Worksurface Power	No cost
	Under Worksurf Clamp with USB-A	46"W-57 15/16"W: +\$801 58"W"-72"W": +\$834
	Under Worksurf Clamp with USB-C	46"W-57 15/16"W: +\$1,122 58"W"-72"W": +\$1,153
	Under Worksurface Only	46"W-57 15/16"W: +\$476 58"W"-72"W": +\$508
Power Cord	10' Standard Cord	No cost
	10' Braided Cord	+\$74
	20' Standard Cord	+\$74
	20' Braided Cord	+\$220
	8' Curly Cord	+\$319
Power Plug Type	Standard NEMA 5-15 3-Prong	No cost
	Thread Low Profile Plug	+\$40
PVC	With PVC	No cost
	Non PVC	+\$34
Cable Tray	No Cable Tray	No cost
	With Cable Tray	See below
Controller	Active Touch Controller	No cost
	Simple Touch Controller	-\$74
Antimicrobial	Non-Antimicrobial	No cost
	With Antimicrobial	No cost
Brake	No Brake	No cost
	With Brake	+\$69

► Product Information continued on next page

Rectangle Height-Adjustable Bases

► Product Information continued from previous page

Specification Information

Style Number	Dimensions Depth	Base Prices						Cable Tray (Add \$ to Base Price)	
		Width Size Option							
		Modular	46"W	N.A.	58"W	N.A.	70"W		
		Parametric	46"W-	48 1/16"W-	54 1/16"W-	60 1/16"W-	66 1/16"W-		
			48"W	54"W	60"W	66"W	72"W		

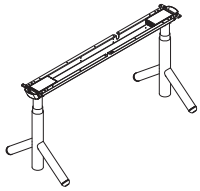
Rectangle Height-Adjustable Bases

Basic Height

FLXSRQB	23" or 24"	\$2271	\$2344	\$2418	\$2500	\$2577	+\$183
	29" or 30"	\$2557	\$2641	\$2668	\$2715	\$2740	+\$205

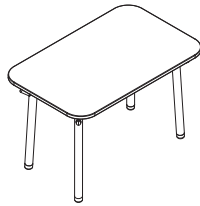
Extended Height

FLXERQB	23" or 24"	\$2462	\$2542	\$2620	\$2710	\$2796	+\$183
	29" or 30"	\$2774	\$2862	\$2896	\$2943	\$2970	+\$205



Tip: Antimicrobial can be specified only when specifying simple touch controller.

Work Tables-Seated Height



Four glides

Tip: Cost for OLL Price Group 1 is in addition to cost of laminate.

Tip: Veneer Group 02, Veneer Group 03, and Veneer Full Fill upcharge is in addition to the Veneer Group 01 cost.

Standard Includes

- Top surface:
 - High-Pressure Laminate price group 01 with 3 mm plastic edge
 - Wood group 01 veneer with matching 3 mm square edge, if selected
- Frame: paint price group 01
- Pegs:
 - paint price group 01
 - paint price group 02
 - paint price group 03
 - Lux Coatings
- 1" adjustable glides:
 - 6053 Seagull
 - 6527 Merle
- Attachment hardware

Options

Top Surface Finish	Laminate HPL Price Group 01	No cost
	Veneer Customiz Stain	No cost
	Laminate HPL Price Group 02	46"W: +\$25 58"W: +\$33 70"W: +\$33
	Laminate HPL Price Group 03	46"W: +\$48 58"W: +\$63 70"W: +\$63
	Veneer Price Group 01	See below
	Veneer Full Fill	+\$102
	Veneer Price Group 03	+\$359
	OLL Price Group 1	+\$102
Frame Finish	Paint Price Group 01	No cost
	Paint Price Group 02	+\$62
	Paint Price Group 03	+\$105
Cable Catch	No Cable Catch	No cost
	With Cable Catch	46"W: +\$189 58"W: +\$210 70"W: +\$230
Mobility	Static - 4 Glides	No cost
	Mobile - 2 Glides and 2 Wheels	+\$72

Specification Information

Style Number	Dimensions Depth	Base Prices		
		Width		
		46"W	58"W	70"W

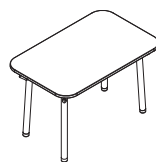
Rectangle Seated-Height Work Table

Laminate HPL Price Group 01

FLXWTL	23"	\$1283	\$1335	\$1432
	29"	\$1393	\$1466	\$1579

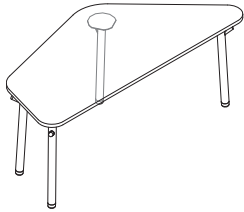
Veneer Price Group 01

FLXWTL	23"	\$2112	\$2192	\$2315
	29"	\$2261	\$2355	\$2496



Four glides

Work Tables-Seated Height



Tip: Left hand shown in above image.

Standard Includes

- Top surface:
 - High-Pressure Laminate price group 01 with 3 mm plastic edge
 - Wood group 01 veneer with matching 3 mm square edge, if selected
- Frame: paint price group 01
- Pegs:
 - paint price group 01
 - paint price group 02
 - paint price group 03
 - Lux Coatings
- Attachment hardware

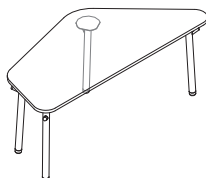
Options

Handedness	Left Hand	No cost
	Right Hand	No cost
Depth - Left	22 11/16"	No cost
	40 7/16"	No cost
Depth - Right	22 11/16"	No cost
	40 7/16"	No cost
Width Back	40 13/16"	No cost
Width Front	71 5/16"	No cost
Top Surface Finish	Laminate HPL Price Group 01	No cost
	Veneer Customiz Stain	No cost
	Veneer Price Group 01	No cost
	Laminate HPL Price Group 02	+\$33
	Laminate HPL Price Group 03	+\$63
	Veneer Full Fill	+\$102
	Veneer Price Group 03	+\$359
Frame Finish	OLL Price Group 1	+\$102
	Paint Price Group 01	No cost
	Paint Price Group 02	+\$62
	Paint Price Group 03	+\$105
Peg Finish	Paint Price Group 01	No cost
	Paint Price Group 02	No cost
	Paint Price Group 03	No cost
Glide Finish	Plastic - PG1	No cost
Modesty Panel	No Modesty Panel	No cost
	Modesty Panel	+\$650
Modesty Panel Finish	Paint Price Group 01	No cost
	Paint Price Group 02	+\$20
	Paint Price Group 03	+\$37

Tip: Cost for OLL Price Group 1 is in addition to cost of laminate.

Tip: Veneer Group 02, Veneer Group 03, and Veneer Full Fill upcharge is in addition to the Veneer Group 01 cost.

Specification Information



Style Number Base Price

120° Straight Seated-Height Work Table

FLXWTLWS \$1732

Rectangle Work Tables-Standing Height



Four glides

Standard Includes

- Top surface:
 - High-Pressure Laminate price group 01 with 3 mm plastic edge
 - Wood group 01 veneer with matching 3 mm square edge, if selected
- Frame: paint price group 01
- Footrest, if selected: paint price group 01
- Pegs:
 - paint price group 01
 - paint price group 02
 - paint price group 03
 - Lux Coatings
- Wheels or 1" adjustable glides:
 - 6053 Seagull
 - 6527 Merle
- Attachment hardware

Options

Top Surface Finish	Laminate HPL Price Group 01	No cost
	Veneer Customiz Stain	No cost
	Laminate HPL Price Group 02	46"W: +\$25 58"W: +\$33 70"W: +\$33
	Laminate HPL Price Group 03	46"W: +\$48 58"W: +\$63 70"W: +\$63
	Veneer Price Group 01	See below
	Veneer Full Fill	+\$102
	Veneer Price Group 03	+\$359
Frame Finish	OLL Price Group 1	+\$102
	Paint Price Group 01	No cost
	Paint Price Group 02	+\$62
	Paint Price Group 03	+\$105
Footrest Finish	Paint Price Group 01	No cost
	Paint Price Group 02	+\$34
	Paint Price Group 03	+\$62
Cable Catch	No Cable Catch	No cost
	With Cable Catch	46"W: +\$189 58"W: +\$210 70"W: +\$230
Mobility	Static - 4 Glides	No cost
	Mobile - 2 Glides and 2 Wheels	+\$72

► **Product Information continued on next page**

Tip: Cost for OLL Price Group 1 is in addition to cost of laminate.

Tip: Veneer Group 02, Veneer Group 03, and Veneer Full Fill upcharge is in addition to the Veneer Group 01 cost.

Rectangle Work Tables-Standing Height

► Product Information continued from previous page

Specification Information



Four glides

Style Number	Dimensions Depth	Base Prices		
		Width		
		46"W	58"W	70"W

Rectangle Standing-Height Work Table

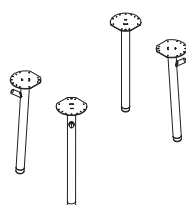
Laminate HPL Price Group 01

FLXWTH	23"	\$1878	\$2034	\$2231
	29"	\$2030	\$2204	\$2421

Veneer Price Group 01

FLXWTH	23"	\$2707	\$2891	\$3114
	29"	\$2898	\$3093	\$3338

Rectangle Work Table-Bases Only



Four glides

Standard Includes

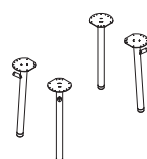
- Frame: paint price group 01
- Footrest, if selected: paint price group 01
- Pegs:
 - paint price group 01
 - paint price group 02
 - paint price group 03
 - Lux Coatings
- Wheels or 1" adjustable glides:
 - 6053 Seagull
 - 6527 Merle
- Attachment hardware

Options

Frame Finish	Paint Price Group 01	No cost
	Paint Price Group 02	+\$62
	Paint Price Group 03	+\$105
Footrest Finish	Paint Price Group 01	No cost
	Paint Price Group 02	+\$34
	Paint Price Group 03	+\$62
Cable Catch	No Cable Catch	No cost
	With Cable Catch	46"W: +\$189
		58"W: +\$210
		70"W: +\$230
Mobility	Static - 4 Glides	No cost
	Mobile - 2 Glides and 2 Wheels	+\$72

Specification Information

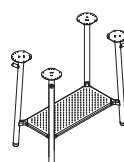
Style Number	Dimensions Depth	Base Prices		
		Width		
		46"W	58"W	70"W



Four glides

Rectangle Seated Height

FLXWTLB	23"	\$1136	\$1187	\$1280
	29"	\$1238	\$1305	\$1413

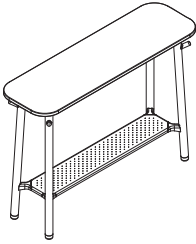


Four glides

Rectangle Standing Height

FLXWTHB	23"	\$1732	\$1887	\$2076
	29"	\$1877	\$2045	\$2255

Slim Table



Tip: Cost for OLL Price Group 1 is in addition to cost of laminate.

Tip: Veneer Group 02, Veneer Group 03, and Veneer Full Fill upcharge is in addition to the Veneer Group 01 cost.

Standard Includes

- Top surface:
 - High-Pressure Laminate price group 01 with 3 mm plastic edge
 - Wood group 01 veneer with matching 3 mm square edge, if selected
- Frame: paint price group 01
- Footrest, if selected: paint price group 01
- Pegs:
 - paint price group 01
 - paint price group 02
 - paint price group 03
 - Lux Coatings
- 1" adjustable glide:
 - 6053 Seagull
 - 6527 Merle
- Attachment hardware

Options

Top Surface Finish	Laminate HPL Price Group 01	No cost
	Veneer Customiz Stain	No cost
	Veneer Price Group 01	No cost
	Laminate HPL Price Group 02	+\$33
	Laminate HPL Price Group 03	+\$63
	Veneer Full Fill	+\$102
Frame Finish	Veneer Price Group 03	+\$359
	OLL Price Group 1	+\$102
	Paint Price Group 01	No cost
	Paint Price Group 02	+\$62
Footrest Finish	Paint Price Group 03	+\$105
	Paint Price Group 01	No cost
	Paint Price Group 02	+\$34
	Paint Price Group 03	+\$62

Specification Information

Dimensions	Style Number	Base Prices
Depth	Width	

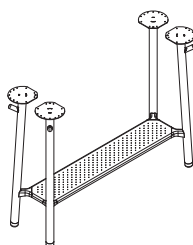
Laminate HPL Price Group 01

18"	58"	FLXSLIM	\$1959
-----	-----	----------------	--------

Veneer Price Group 01

18"	58"	FLXSLIM	\$2788
-----	-----	----------------	--------

Slim Table-Base Only, Standing Height



Standard Includes

- Frame: paint price group 01
- Footrest, if selected: paint price group 01
- Pegs:
 - paint price group 01
 - paint price group 02
 - paint price group 03
 - Lux Coatings
- 1" adjustable glide:
 - 6053 Seagull
 - 6527 Merle
- Attachment hardware

Options

Frame Finish	Paint Price Group 01	No cost
	Paint Price Group 02	+\$62
	Paint Price Group 03	+\$105
Footrest Finish	Paint Price Group 01	No cost
	Paint Price Group 02	+\$34
	Paint Price Group 03	+\$62

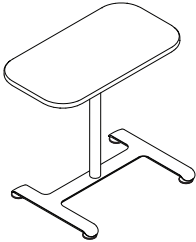
Specification Information

Dimensions Style Number Base Price
Depth Width

Standing Height

18" 58" **FLXSLIMB** \$1834

Single Tables



Tip: Attaching monitor arms to single tables with casters or glides is not permitted due to tipping hazards.

Tip: Cost for OLL Price Group 1 is in addition to cost of laminate.

Tip: Veneer Group 02, Veneer Group 03, and Veneer Full Fill upcharge is in addition to the Veneer Group 01 cost.

Tip: Mobile caster option includes two locking and two non-locking soft casters.

Standard Includes

- Top surface:
 - High-Pressure Laminate price group 01 with 3 mm plastic edge
 - Wood group 01 veneer with matching 3 mm square edge, if selected
- Frame: paint price group 01
- Attachment hardware

Options

Top Surface Finish	Veneer Customiz Stain	No cost
	Laminate HPL Price Group 01	See below
	Veneer Price Group 01	See below
	Laminate HPL Price Group 02	+\$17
	Laminate HPL Price Group 03	+\$33
	Veneer Full Fill	+\$102
	Veneer Price Group 03	+\$359
Frame Finish	OLL Price Group 1	+\$102
	Paint Price Group 01	No cost
	Paint Price Group 02	+\$62
	Paint Price Group 03	+\$105
Mobility	Static - 4 Glides	No cost
	Mobile - 4 Standard Casters	+\$72

Specification Information

Style Number	Dimensions		Base Prices
	Depth	Width	

Rectangle Single Table - Seated Height

Laminate HPL Price Group 01

FLXSRTL	18"	33"	\$957
----------------	-----	-----	-------

Veneer Price Group 01

FLXSRTL	18"	33"	\$1758
----------------	-----	-----	--------

Chevron Single Table - Seated Height

Laminate HPL Price Group 01

FLXSCTL	20"	33 3/5"	\$1075
----------------	-----	---------	--------

Veneer Price Group 01

FLXSCTL	20"	33 3/5"	\$1876
----------------	-----	---------	--------



Single Tables



Tip: Attaching monitor arms to single tables with casters or glides is not permitted due to tipping hazards.

Tip: Cost for OLL Price Group 1 is in addition to cost of laminate.

Tip: Veneer Group 02, Veneer Group 03, and Veneer Full Fill upcharge is in addition to the Veneer Group 01 cost.

Tip: Mobile caster option includes two locking and two non-locking soft casters.

Standard Includes

- Top surface:
 - High-Pressure Laminate price group 01 with 3 mm plastic edge
 - Wood group 01 veneer with matching 3 mm square edge, if selected
- Frame: paint price group 01
- Attachment hardware

Options

Top Surface Finish	Veneer Customiz Stain	No cost
	Laminate HPL Price Group 01	See below
	Veneer Price Group 01	See below
	Laminate HPL Price Group 02	+\$17
	Laminate HPL Price Group 03	+\$33
	Veneer Full Fill	+\$102
	Veneer Price Group 03	+\$359
Frame Finish	OLL Price Group 1	+\$102
	Paint Price Group 01	No cost
	Paint Price Group 02	+\$62
	Paint Price Group 03	+\$105
Mobility	Static - 4 Glides	No cost
	Mobile - 4 Standard Casters	+\$72

Specification Information

Style Number	Dimensions		Base Prices
	Depth	Width	

Rectangle Single Table - Standing Height

Laminate HPL Price Group 01

FLXSRTH 18" 33" \$1204

Veneer Price Group 01

FLXSRTH 18" 33" \$2005

Chevron Single Table - Standing Height

Laminate HPL Price Group 01

FLXSCTH 20" 33 3/5" \$1321

Veneer Price Group 01

FLXSCTH 20" 33 3/5" \$2122



Single Tables



Standard Includes

- Top surface:
 - High-Pressure Laminate price group 01 with 3 mm plastic edge
 - Wood group 01 veneer with matching 3 mm square edge, if selected
- Frame: paint price group 01
- Pneumatic adjustable column:
 - 7360 Merle
 - 73ZW Pearl Snow
- Attachment hardware

Options

Top Surface Finish	Veneer Customiz Stain	No cost
	Laminate HPL Price Group 01	See below
	Veneer Price Group 01	See below
	Laminate HPL Price Group 02	+\$17
	Laminate HPL Price Group 03	+\$33
	Veneer Full Fill	+\$102
	Veneer Price Group 03	+\$359
Base Finish	OLL Price Group 1	+\$102
	Paint Price Group 01	No cost
	Paint Price Group 02	+\$62
Mobility	Paint Price Group 03	+\$105
	Static - 4 Glides	No cost
	Mobile - 4 Standard Casters	+\$72

Specification Information

Style Number Dimensions Base Prices
Depth Width

Rectangle Single Table - Pneumatic Height

Laminate HPL Price Group 01

FLXS RTP 18" 33"W \$1566

Veneer Price Group 01

FLXS RTP 18" 33"W \$2367



Chevron Single Table - Pneumatic Height

Laminate HPL Price Group 01

FLXS CTP 20" 33 3/5"W \$1648

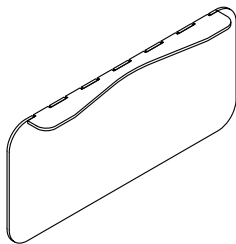
Veneer Price Group 01

FLXS CTP 20" 33 3/5"W \$2449



Single Tables

Steelcase
Flex Collection



Standard Includes

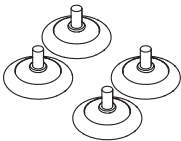
- Modesty panel: P630 Medium Heather Grey or P631 Dark Heather Grey soft PET felt
- Attachment hardware

Specification Information

Style Number	Dimensions		Price
	Height	Width	

Modesty Panel for use with Single Tables

FLXSTMP	11"	24"	\$206
---------	-----	-----	-------



Standard Includes

- Glides, quantity of four: black plastic

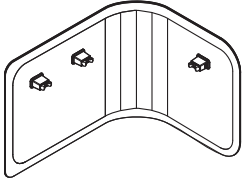
Specification Information

Style Number	Price
--------------	-------

Glides

MGSGLD	\$32
--------	------

Curved Screens



Tip: Handedness is only needed to specify when ordering single curved screen.

Tip: Fabric is applied in a warp horizontal direction. Due to the size of the screens, fabric is unable to be applied in a warp vertical direction.

Tip: When choosing contrasting fabrics, outside and inside screen fabric must stay within same fabric family.

Standard Includes

- Curved desk screen: fabric price group A or 01
- Magnet attachment housing: 6527 Merle
- Attachment hardware

Options

Inside Screen Finish	Fabric Price Group 01	No cost
	Fabric Price Group A	No cost
	Fabric Customer's Own Material	+\$9
	Fabric Price Group 02	+\$25
	Fabric Price Group 03	+\$65
	Fabric Price Group 04	+\$83
	Fabric Price Group 05	+\$102
	Fabric Price Group 06	+\$118
	Fabric Price Group 07	+\$136
	Fabric Price Group 08	+\$154
Outside Screen Finish	Fabric Price Group 09	+\$172
	Fabric Price Group 10	+\$189
	Fabric Price Group 01	No cost
	Fabric Price Group A	No cost
	Fabric Customer's Own Material	+\$9
	Fabric Price Group 02	+\$25
	Fabric Price Group 03	+\$65
	Fabric Price Group 04	+\$83
	Fabric Price Group 05	+\$102
	Fabric Price Group 06	+\$118
Handedness	Fabric Price Group 07	+\$136
	Fabric Price Group 08	+\$154
	Fabric Price Group 09	+\$172
	Fabric Price Group 10	+\$189
	LH Privacy/RH Modesty	No cost
	RH Privacy/LH Modesty	No cost

Specification Information

Dimensions		Style Number	Base Prices		
Depth	Height		Desk Width		
			46"W	58"W	70"W

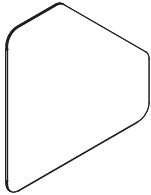
Single

1/2"	18"	FLXCS	\$678	\$782	\$886
------	-----	--------------	-------	-------	-------

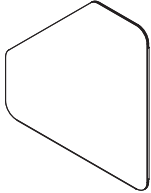
Pair

1/2"	18"	FLXCSP	\$1356	\$1564	\$1772
------	-----	---------------	--------	--------	--------

Freestanding Screens



Fabric Surface 1



Fabric Surface 2

Tip: When choosing contrasting fabrics, the angled screen becomes right-handed on the side of surface 1 and left-handed on the side of surface 2.

Tip: When choosing contrasting fabrics, surface 1 and surface 2 must stay within the same fabric family.

Tip: Fabric is applied in a warp vertical direction. Due to the size of the screens, fabric is unable to be applied in a warp horizontal direction.

Tip: The angled screen attaches magnetically only on its long side.

Tip: 60"H and 71"H is only available on the rectangle freestanding screen.

Tip: Rectangle screens are also available parametrically in width to the 1/16" between 24" and 42". Parametric specification defines actual screen width.

Tip: Screens ordered parametrically may not align exactly with modular screens. It is highly recommended to use CET SmartTools to confirm all dimensions before ordering.

Standard Includes

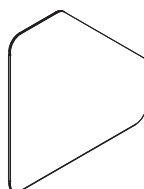
- Freestanding screen: fabric price group A or 01
- Magnetic edge: 6527 Merle

Options

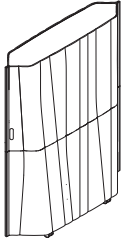
Surf1 Finish	Fabric Price Group 01	No cost
	Fabric Price Group A	No cost
	Fabric Customer's Own Material	+\$9
	Fabric Price Group 02	+\$25
	Fabric Price Group 03	+\$65
	Fabric Price Group 04	+\$83
	Fabric Price Group 05	+\$102
	Fabric Price Group 06	+\$118
	Fabric Price Group 07	+\$136
	Fabric Price Group 08	+\$154
Surf2 Finish	Fabric Price Group 09	+\$172
	Fabric Price Group 10	+\$189
	Fabric Price Group 01	No cost
	Fabric Price Group A	No cost
	Fabric Customer's Own Material	+\$9
	Fabric Price Group 02	+\$25
	Fabric Price Group 03	+\$65
	Fabric Price Group 04	+\$83
	Fabric Price Group 05	+\$102
	Fabric Price Group 06	+\$118
Size Option	Fabric Price Group 07	+\$136
	Fabric Price Group 08	+\$154
	Fabric Price Group 09	+\$172
	Fabric Price Group 10	+\$189
	Modular	No cost
	Parametric	No cost

Specification Information

Style Number	Dimensions		Base Prices		
	Modular Widths	Parametric Widths	Height		
			47"H	60"H	71"H
Rectangle					
FLXFSRQ	24"	24"	\$943	\$995	\$1116
	30"	24 1/16" - 30"	\$977	\$1029	\$1150
	36"	30 1/16" - 36"	\$1015	\$1067	\$1188
	42"	36 1/16" - 42"	\$1053	\$1105	\$1226
Angled					
FLXFSAG	47 1/2"	N.A.	\$1098	N.A.	N.A.



Acoustic Boundary



Standard Includes

- Acoustic boundary:
 - P631 Dark Heather Grey
 - P636 Light Heather Grey
- Four casters: black plastic
- Board clips:
 - 6053 Seagull
 - 6527 Merle
- Counterweights
- Attachment hardware

Options

Height	Short	See below
	Tall	See below
Clip Position	No Clips	No cost
	Clips - Single Side	+\$34
	Clips - Dual Side	+\$68

Specification Information

Dimensions		Style Number	Base Prices	
Depth	Width		Height	
			Short	Tall
			(79" H)	(116 7/8" H)

Acoustic Boundary

22 3/4"	58 3/8"	FLXBDRY	\$4891	\$6672
---------	---------	----------------	--------	--------

Carts

Tip: Board cart package includes a board cart, eight 71"H markerboards, and an accessory cup.

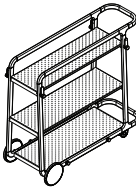
Standard Includes

- Frame: paint price group 01
- One perforated shelf, if board cart or board cart package is selected: paint price group 01
- Three perforated shelves, if team cart is selected: paint price group 01
- Wheels and casters:
 - 6053 Seagull
 - 6527 Merle
- Board clips:
 - 6053 Seagull
 - 6527 Merle
- Board organizer: 6527 Merle
- Board cart package, if selected: board cart, eight 71"H markerboards, and accessory cup:
 - P635 Heather Navy or P636 Light Heather Grey molded PET felt

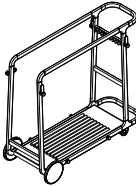
Options

Frame Finish	Paint Price Group 01	No cost
	Paint Price Group 02	+\$48
	Paint Price Group 03	+\$97
Shelf Finish	Paint Price Group 01	No cost
	Paint Price Group 02	Board cart: +\$27 Team cart: +\$48
	Paint Price Group 03	Board cart: +\$55 Team cart: +\$97

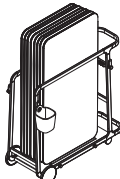
Specification Information



Dimensions			Style Number	Base Prices
Depth	Width	Height		
Team Cart				
20"	46"	41 3/8"	FLXCTTM	\$3072

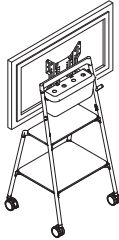


Board Cart				
20"	46"	41 3/8"	FLXCTBD	\$2654



Board Cart Package				
20"	46"	41 3/8"	FLXCTBDPKG	\$8973

Media Cart



Tip: Many monitors larger than 43"W require a 400x400 mounting pattern. Specify with VESA plate adapter if monitor requires larger mounting pattern.

Tip: Technology not included.

Standard Includes

- Mobile stand
- Two rear non-locking casters
- Two front locking casters
- Shelf: High-Pressure Laminate price group 01 with 3 mm plastic edge
- 200x200 VESA monitor mounting plate
- Frame: paint price group 01
- Attachment hardware

Options

Frame Finish	Paint Price Group 01	No cost
	Paint Price Group 02	+\$48
	Paint Price Group 03	+\$97
Shelf Finish	Laminate HPL Price Group 01	No cost
	Laminate HPL Price Group 02	+\$33
	Laminate HPL Price Group 03	+\$63
	OLL Price Group 1	+\$102
Edge Finish	Plastic - PG1	No cost
Power Configuration	No Power	No cost
	Power in Basket	+\$489
	Power in Basket + Clamp USB-A	+\$824
	Power in Basket + Clamp USB-C	+\$1153
Power Cord	10' Standard Cord	No cost
	10' Braided Cord	+\$74
	20' Standard Cord	+\$74
	20' Braided Cord	+\$220
Power Cord Finish	Braided Cord	No cost
Cord Color	Black	No cost
	White	No cost
Power Finish	Plastic - PG1	No cost
Power Plug Type	Standard NEMA 5-15 3-Prong	No cost
	Thread Low Profile Plug	+\$40
PVC	With PVC	No cost
	Non PVC	+\$34
Vesa Plate Adapter	No VESA Plate Adapter	No cost
	With VESA Plate Adapter	+\$104
Media Basket	No Media Basket	No cost
	With Media Basket	+\$320
Core Option	Standard Core	No cost

Specification Information

Dimensions			Style	Base
Depth	Width	Height	Number	Price
Media Cart				
32"	32"	66"	FLXCTMD	\$2826

Markerboard Solutions

Tip: Four markerboards come in the markerboard package.

Standard Includes

- Markerboard, double sided
- Markerboard package, if selected: four double-sided markerboards

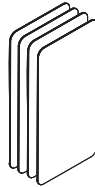
Specification Information



Style Number	Dimensions Width	Prices Height	
		47"H	71"H

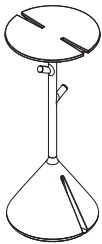
Markerboard

FLXMB	36"	\$886	\$942
--------------	-----	-------	-------



Markerboard Package

FLXMB4	36"	\$2897	\$3107
---------------	-----	--------	--------



Standard Includes

- Stand worksurface: plywood
- Stand base:
 - 6053 Seagull
 - 6527 Merle

Specification Information

Dimensions	Style Number	Price
Diameter Height		

Stand

16"	38"	FLXSTAND	\$782
-----	-----	-----------------	-------

Markerboard Solutions

Tip: Wall rails can be joined together with included pins for sizes longer than 96"W.

Tip: The wall rail package contains one upper and one lower wall rail and four 71"H markerboards.


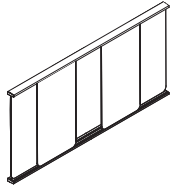
Standard Includes

- Wall-mounted rails, upper, and lower rail: paint price group 01
- End caps: plastic default to match paint color
- Parametric widths: 48"- 96" with 1/16" increments
- Wall rail package, if selected: upper and lower wall rail and four 71"H markerboards
- Pins for connecting two wall rails together


Options

Wall Rail Finish	Paint Price Group 01	No cost
	Paint Price Group 02	+\$83

Specification Information

	Style Number	Dimensions	Base Prices
		Width	
	Wall Rails		
	FLXWR	48"-96"	\$1013
	Wall Rail Package		
	FLXWRPKG	48"-96"	\$4120

Mobile Power



Tip: Mobile power and tray ship separately via FedEx ground due to lithium ion battery regulations.

Tip: Flex mobile power can only charge laptops that receive power via a USB-C port. Use of adapters or converters from USB-C to legacy barrel jack connectors may void laptop warranty.

Tip: With bumper option includes a 8 4/5" cord. No bumper option includes a 6 2/5" cord.

Standard Includes

- Five mobile power units
- One mobile power charging tray
- One power supply with standard NEMA plug
- Battery and tray: 6000 Black or 6009 Arctic White

Options

Bumper Option	No Bumper	No cost
	With Bumper	No cost

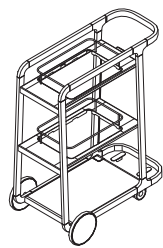
Specification Information

Style Number	Price
--------------	-------

Mobile Power

FLXMBATPKG	\$6326
------------	--------

Mobile Power Charging Cart



Tip: Cart is standard with shelves and cable routing for two mobile power kits.

Standard Includes

- Frame: paint price group 01
- One perforated bottom shelf: paint matches frame
- Two shelves for mobile power charging tray integration: 7204 Black or 7241 Arctic White
- Casters:
 - 6053 Seagull
 - 6527 Merle
- Power routing clips and cable management tray for underside of cart
- Power tap for plugging in mobile power charging tray power supplies
- 9' cord

Options

Frame Finish	Paint Price Group 01	No cost
	Paint Price Group 02	+\$48
	Paint Price Group 03	+\$97
Power Plug Type	Standard NEMA 5-15 3-Prong	No cost
	Thread Low Profile Plug	+\$40


Specification Information

Dimensions			Style Number	Base Price
Depth	Width	Height		

Mobile Power Charging Cart

13"	32"	41 3/8"	FLXBCTBAT	\$3356
-----	-----	---------	------------------	--------

Perch Stool



Tip: Perch stools can be nested in rows for easy storage. There is no limit to the number of stools that can be nested together.

Tip: Perch stool is a single molded component. Plastic frame color option applies to both frame and seat.

Tip: Perch stool comes standard with soft plastic glides. No additional glide options are available.

Tip: Glides may scratch hardwood floors. To minimize damage, keep floors and glides clean of dirt and debris.

Standard Includes

- 28 1/8"H perching stool
- Molded plastic frame and seat
- Soft plastic glides

Options

Frame Finish	Plastic - PG1	No cost
	Plastic - PG2	No cost

Specification Information

Style	Prices
Number	

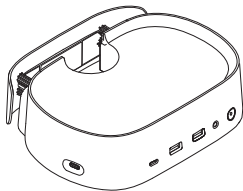
Perch Stool, Quantity 1

FLXPR1	\$450
---------------	-------

Perch Stool, Quantity 4

FLXPR4	\$1478
---------------	--------

Docking Station



Tip: DisplayPort cables are not included with the docking station.

Standard Includes

- Docking station, paint:
 - 0835 Black
 - 7018 Pewter
 - ZW01 Pearl Snow
- Attachment collar and top cap
- Power supply
- Thunderbolt 4 cable

Options

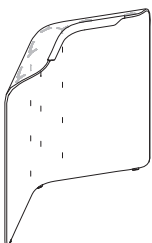
Application	CF Series C-Clamp	No cost
	CF Series Intro Dual C-Clamp	No cost

Specification Information

Dimensions			Style	Price
Depth	Width	Height	Number	
Docking Station				
6"	8"	2"	FLEXDOCK	\$774

Personal Spaces

Freestanding Privacy Wraps



Tip: To coordinate the wrap knit finish and light finish see Wrap Knit and Light Finish Matrix for Personal Spaces.

Tip: 120° freestanding privacy wrap is optimized for use with the 120° straight and 120° corner height-adjustable tables.

Tip: 120° freestanding privacy wrap can be used in the open plan to add shielding in a respite area.

Standard Includes

- Wrap: knit price group 01:
 - 5KJ1 Merle
 - 5KJ2 Cloud
 - 5KJ3 Fog
 - 5KJ4 Sand
- Light, if selected: plastic price group 01:
 - 6052 Milk
 - 6053 Seagull
 - 6527 Merle

Options

Height	74 1/2"	No cost
Width - Left	40 9/10"	No cost
Width - Right	40 9/10"	No cost
Light	No Light	No cost
	With Light	+\$828
		10 Pack: +\$8,284

Specification Information

Style Number Base Price

120° Freestanding Privacy Wrap

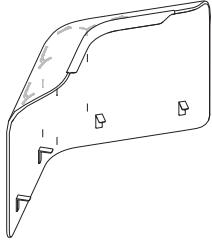
FLXFWW \$2580

120° Freestanding Privacy Wrap, Quantity 10

FLXFWW10 \$24,290

Personal Spaces

Desk Mount Privacy Wraps



Tip: To coordinate the wrap knit finish and light finish see Wrap Knit and Light Finish Matrix for Personal Spaces.

Tip: 120° desk mounted privacy wrap is optimized for use with the 120° straight and 120° corner height-adjustable tables.

Standard Includes

- Wrap: knit price group 01:
 - 5KJ1 Merle
 - 5KJ2 Cloud
 - 5KJ3 Fog
 - 5KJ4 Sand
- Light, if selected: plastic price group 01:
 - 6052 Milk
 - 6053 Seagull
 - 6527 Merle

Options

Height	45 1/4"	No cost
Width - Left	40 9/10"	No cost
Width - Right	40 9/10"	No cost
Light	No Light	No cost
	With Light	+\$828
		10 Pack: +\$8,284

Specification Information

Style Number Base Price

120° Desk Mount Privacy Wrap

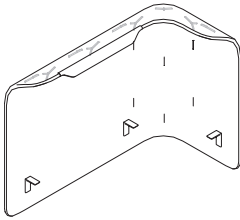
FLXDWW \$2294

120° Desk Mount Privacy Wrap, Quantity 10

FLXDWW10 \$21,486

Personal Spaces

Desk Mount Privacy Wraps



Tip: To coordinate the wrap knit finish and light finish see Wrap Knit and Light Finish Matrix for Personal Spaces.

Standard Includes

- Wrap: knit price group 01:
 - 5KJ1 Merle
 - 5KJ2 Cloud
 - 5KJ3 Fog
 - 5KJ4 Sand
- Light, if selected: plastic price group 01:
 - 6052 Milk
 - 6053 Seagull
 - 6527 Merle

Options

Handedness	Left Hand	No cost
	Right Hand	No cost
Height	45 1/4"	No cost
Depth	25 4/5"	No cost
Width	52 9/10"	No cost
Light	No Light	No cost
	With Light	+\$828 10 Pack: +\$8,284

Specification Information

Style Number Base Price

90° Desk Mount Privacy Wrap

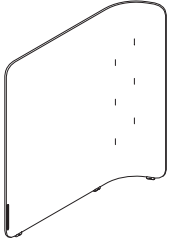
FLXDWR \$2294

90° Desk Mount Privacy Wrap, Quantity 10

FLXDWR10 \$21,486

Personal Spaces

Back Privacy Wraps



Tip: Back wrap connects into the Answer end-of-run or V-junctions.

Standard Includes

- Wrap: knit price group 01:
 - 5KJ1 Merle
 - 5KJ2 Cloud
 - 5KJ3 Fog
 - 5KJ4 Sand
- Bracket: paint price group 01

Options

Handedness	Left Hand	No cost
	Right Hand	No cost
Height	60"	No cost
Width	40 9/10"	No cost
Length-Return	12 4/5"	No cost
Bracket Finish	Paint Price Group 01	No cost
	Paint Price Group 02	No cost
	Paint Price Group 03	No cost

Specification Information

Style Number Prices

120° Back Privacy Wrap

FLXBW \$1619

120° Back Privacy Wrap, Quantity 10

FLXBW10 \$14,814

Accessories



Tip: Power hangers shipping to Illinois will receive 9' power cord.

Tip: Each USB port can utilize up to 2.1 amps. Each port is independent of the other.

Tip: Braided cord color is defaulted to cover finish but can be changed if desired.

Tip: Standard plug is a NEMA 5-15 3-prong plug.

Standard Includes

- Rubberized hanger back: 7360 Merle paint
- Cover:
 - 4AY2 Chili
 - 4AZ5 Marlin
 - 4BQ7 Fuchsia
 - 4CZ8 Light Peacock
 - 7243 Seagull
 - 7360 Merle
- Power cord: 10' with standard plug

Options

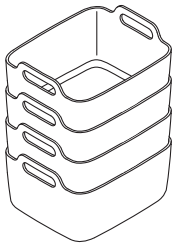
Power Configuration	4 Power	No cost
	3 Power 1 USB	+\$119
Power Cord	10' Standard Cord	No cost
	10' Braided Cord	+\$74
	20' Standard Cord	+\$74
	20' Braided Cord	+\$220
Power Plug Type	Standard NEMA 5-15 3-Prong	No cost
	Thread Low Profile Plug	+\$40
PVC	With PVC	No cost
	Non PVC	+\$34

Specification Information

Style Number Base Price

Power Hanger

FLXPH \$538



Standard Includes

- Package of four baskets: P635 Heather Navy or P636 Light Heather Grey molded PET felt

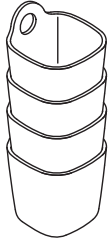
Specification Information

Style Number Price

Baskets

FLXBSK \$713

Accessories



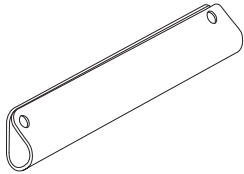
Standard Includes

- Package of four cups: P635 Heather Navy or P636 Light Heather Grey molded PET felt

Specification Information

Style Number	Price
FLXCUP	\$420

Cups



Tip: Not for use with 120° straight seated-height or slim work table.

Standard Includes

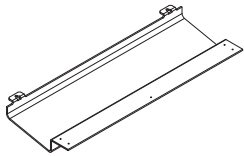
- Cable management for work tables: P630 Medium Heather Grey or P631 Dark Heather Grey soft PET felt

Specification Information

Style Number	Prices		
	Table Width		
	46"W	58"W	70"W

Cable Catch

FLXCC	\$189	\$210	\$230
--------------	-------	-------	-------



Tip: 46"W-57 15/16"W desks use the 28"W cable tray. 58"W-72"W desks use the 48"W cable tray.

Tip: When specifying a desk overhang, see understanding for additional cable tray specifying details.

Standard Includes

- Cable tray: P631 Dark Heather Grey molded PET felt
- Attachment hardware
- 28"W cable tray, if 46"W-57 15/16"W worksurface selected
- 40"W cable tray, if 58"W-72"W worksurface selected

Options

Depth	Worksurface	23"	No cost
		24"	No cost
		29"	No cost
		30"	No cost

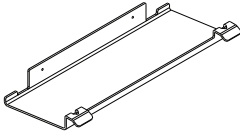
Specification Information

Style Number	Dimensions Worksurface Width	Prices	
		Worksurface Depth	
		23"D/24"D	29"D/30"D

Cable Tray for Rectangle Height-Adjustable Desks

FLXCT	46"-72"	\$183	\$205
--------------	---------	-------	-------

Accessories



Tip: Flex 120° cable tray can be used with the Flex 120° straight and Flex 120° corner height-adjustable desks.

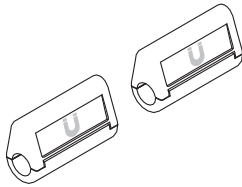
Standard Includes

- Cable tray: P631 Dark Heather Grey molded PET felt
- Attachment hardware

Specification Information

Style Number	Price
FLXWCT	\$183

Cable Tray for 120° Height-Adjustable Desks



Standard Includes

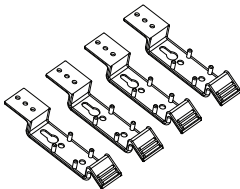
- Magnetic clips: 6053 Seagull

Specification Information

Style Number	Price
FLXMCC2	\$97
FLXMCC10	\$385

Magnetic Cable Clips, Quantity 2

Magnetic Cable Clips, Quantity 10



Tip: Cable brackets can be used instead of cable trays or will fit inside footprint of 29" / 30" D cable trays.

Standard Includes

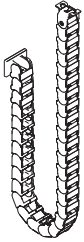
- Cable brackets, quantity of four: 6527 Merle

Specification Information

Style Number	Price
FLXCBK4	\$51

Cable Brackets

Accessories



Tip: Cable riser leg connection is not compatible with the Flex height-adjustable desk.

Standard Includes

- Cable riser with fence connection: 7360 Merle paint
- Attachment hardware

Options

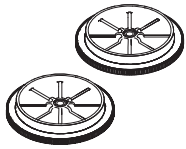
Connection Type	Fence Connection	No cost
	Leg Connection	+\$152

Specification Information

Style Number	Base Price
--------------	------------

Cable Riser

OLCR	\$104
-------------	-------



Standard Includes

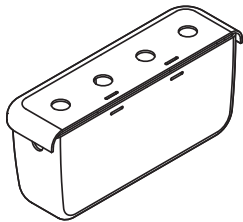
- Two brakes: 6527 Merle
- Attachment hardware

Specification Information

Style Number	Price
--------------	-------

Brakes for Rectangle Height-Adjustable Desks

FLXBRK	\$69
---------------	------



Standard Includes

- Basket for media cart: P631 Dark Heather Grey molded PET felt

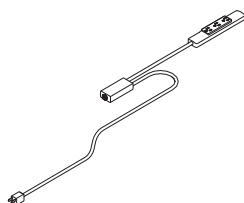
Specification Information

Style Number	Price
--------------	-------

Media Cart Basket

FLXMDBSK	\$320
-----------------	-------

Accessories



Standard Includes

- Power for media cart
- 10' power cord: black or white
- Standard NEMA 5-15 3 prong plug

Options

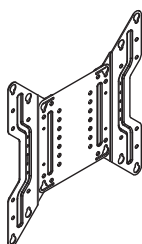
Power Cord	10' Standard Cord	No cost
	10' Braided Cord	+\$74
	20' Standard Cord	+\$74
	20' Braided Cord	+\$220
Power Cord Finish	Braided Cord	No cost
Cord Color	Black	No cost
	White	No cost
Power Finish	Plastic - PG1	No cost
Power Plug Type	Standard NEMA 5-15 3-Prong	No cost
	Thread Low Profile Plug	+\$40
PVC	With PVC	No cost
	Non PVC	+\$34

Specification Information

Style Number	Base Prices		
	Power in Basket	Power in Basket + Clamp USB-A	Power in Basket + Clamp USB-C

Media Cart Power

FLXMDP	\$489	\$824	\$1153
---------------	-------	-------	--------



Standard Includes

- Universal VESA adapter extenders convert 200x200 mount to fit 400x200, 400x300, 400x400, and 300x300 patterns

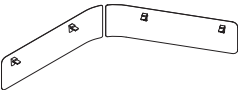
Specification Information

Style Number	Price
--------------	-------

Media Cart VESA Plate Adapter

FLXMDADPT	\$104
------------------	-------

Accessories



Tip: Modesty panel can be used with 120° straight and corner height-adjustable desks and 120° straight seated height work table.

Standard Includes

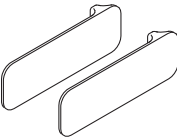
- Modesty panel: paint price group 01

Options

Modesty Panel Finish	Paint Price Group 01	No cost
	Paint Price Group 02	+\$20
	Paint Price Group 03	+\$37

Specification Information

Style Number	Price
120° Modesty Panel	
FLXWMP	\$662



Tip: Magnetic name tags work on the privacy wraps.

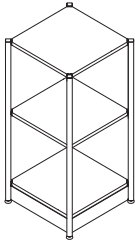
Standard Includes

- Name tags: 6009 Arctic White

Specification Information

Style Number	Prices
Magnetic Name Tags, Quantity 2	
FLXMNT2	\$157
Magnetic Name Tags, Quantity 10	
FLXMNT10	\$1016

Active Frames



Tip: Users will have to specify width and height in SmartTools.

Tip: Cost for OLL Price Group 1 is in addition to cost of laminate.

Tip: Shelf finish is dependent upon unit height and if shelf is selected for each unit.

Tip: Unit requires a top and base shelf. Additional shelf placement is available and dependent upon height.

Tip: Base finish defaults to match frame finish. Base finish can be changed by specifier.

Standard Includes

- Frame: paint price group 01
- Base: paint price group 01
- Adjusting leveling glides

Options

Width	1 Wide	See below
	2 Wide	See below
Unit Height	1 Unit	See below
	2 Units	See below
	3 Units	See below
	4 Units	See below
	5 Units	See below
Contrasting Shelf	Contrasting	No cost
	Non-Contrasting	No cost
Shelf Finish	Laminate HPL Price Group 01	No cost
	Laminate HPL Price Group 02	+\$17
	Laminate HPL Price Group 03	+\$34
	OLL Price Group 1	+\$102
Base Shelf Finish	Laminate HPL Price Group 01	No cost
	Laminate HPL Price Group 02	+\$17
	Laminate HPL Price Group 03	+\$34
	OLL Price Group 1	+\$102
Shelf 2	No Shelf	No cost
	With Shelf	1 wide: +\$135 2 wide: +\$169
Shelf 3	No Shelf	No cost
	With Shelf	1 wide: +\$135 2 wide: +\$169
Shelf 4	No Shelf	No cost
	With Shelf	1 wide: +\$135 2 wide: +\$169
Shelf 5	No Shelf	No cost
	With Shelf	1 wide: +\$135 2 wide: +\$169
Top Shelf Finish	Laminate HPL Price Group 01	No cost
	Laminate HPL Price Group 02	+\$17
	Laminate HPL Price Group 03	+\$34
	OLL Price Group 1	+\$102
Frame Finish	Paint Price Group 01	No cost
	Paint Price Group 02	+\$28
	Paint Price Group 03	+\$44
Base Finish	Paint Price Group 01	No cost
	Paint Price Group 02	+\$28
	Paint Price Group 03	+\$44
Counterweight	No Counterweight	No cost
	2 Counterweight	+\$238
	4 Counterweight	+\$476
	6 Counterweight	+\$714
	8 Counterweight	+\$952

► Product Information continued on next page

Active Frames

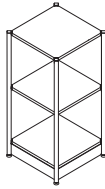
► Product Information continued from previous page

Options

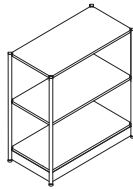
Counterweight	10 Counterweight	+\$1190
---------------	------------------	---------

Specification Information

Tip: Counterweight packages are required to ensure product stability in some configurations and are ordered with the frame style number. See SmartTools for further requirements.

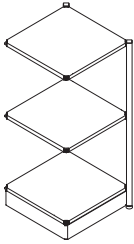


Style Number	Dimensions		Base Prices	
	Depth	Width	Height	
1 Wide Frame				
FLXAFFRAME	15 3/4"	15 3/4"	1 Unit	\$646
	15 3/4"	15 3/4"	2 Units	\$680
	15 3/4"	15 3/4"	3 Units	\$850
	15 3/4"	15 3/4"	4 Units	\$1089
	15 3/4"	15 3/4"	5 Units	\$1360



2 Wide Frame				
FLXAFFRAME	15 3/4"	31 1/2"	1 Unit	\$839
	15 3/4"	31 1/2"	2 Units	\$883
	15 3/4"	31 1/2"	3 Units	\$1102
	15 3/4"	31 1/2"	4 Units	\$1415
	15 3/4"	31 1/2"	5 Units	\$1769

Active Frames



Tip: Users will have to specify width and height in SmartTools.

Tip: Tube height can be equal to or greater than unit height, but never smaller.

Tip: Cost for OLL Price Group 1 is in addition to cost of laminate.

Tip: Shelf finish is dependent upon unit height and if shelf is selected for each unit.

Tip: Unit requires a top and base shelf. Additional shelf placement is available and dependent upon height.

Standard Includes

- Frame: paint price group 01
- Base: paint price group 01
- Adjusting leveling glides

Options

Width	1 Wide	See below
	2 Wide	See below
Unit Height	1 Unit	See below
	2 Units	See below
	3 Units	See below
	4 Units	See below
	5 Units	See below
Tube Height 1	1 Height	No cost
	2 Heights	No cost
	3 Heights	No cost
	4 Heights	No cost
	5 Heights	No cost
Tube Height 2	1 Height	No cost
	2 Heights	No cost
	3 Heights	No cost
	4 Heights	No cost
	5 Heights	No cost
Contrasting Shelf	Contrasting	No cost
	Non-Contrasting	No cost
Shelf Finish	Laminate HPL Price Group 01	No cost
	Laminate HPL Price Group 02	+\$17
	Laminate HPL Price Group 03	+\$34
	OLL Price Group 1	+\$102
Base Shelf Finish	Laminate HPL Price Group 01	No cost
	Laminate HPL Price Group 02	+\$17
	Laminate HPL Price Group 03	+\$34
	OLL Price Group 1	+\$102
Shelf 2	No Shelf	No cost
	With Shelf	1 wide: +\$135 2 wide: +\$169
Shelf 3	No Shelf	No cost
	With Shelf	1 wide: +\$135 2 wide: +\$169
Shelf 4	No Shelf	No cost
	With Shelf	1 wide: +\$135 2 wide: +\$169
Shelf 5	No Shelf	No cost
	With Shelf	1 wide: +\$135 2 wide: +\$169
Top Shelf Finish	Laminate HPL Price Group 01	No cost
	Laminate HPL Price Group 02	+\$17
	Laminate HPL Price Group 03	+\$34
	OLL Price Group 1	+\$102

► Product Information continued on next page

Active Frames

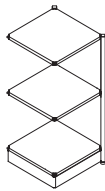
► Product Information continued from previous page

Options

Frame Finish	Paint Price Group 01	No cost
	Paint Price Group 02	+\$16
	Paint Price Group 03	+\$22
Base Finish	Paint Price Group 01	No cost
	Paint Price Group 02	+\$16
	Paint Price Group 03	+\$22

Tip: Base finish defaults to match frame finish. Base finish can be changed by specifier.

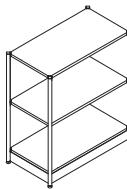
Specification Information



Style Number	Dimensions			Base Prices
	Depth	Width	Height	

1 Wide Frame Extension

FLXAFFRAMEEXT	15 3/4"	15 3/4"	1 Unit	\$386
	15 3/4"	15 3/4"	2 Units	\$406
	15 3/4"	15 3/4"	3 Units	\$508
	15 3/4"	15 3/4"	4 Units	\$652
	15 3/4"	15 3/4"	5 Units	\$816



2 Wide Frame Extension

FLXAFFRAMEEXT	15 3/4"	31 1/2"	1 Unit	\$502
	15 3/4"	31 1/2"	2 Units	\$528
	15 3/4"	31 1/2"	3 Units	\$824
	15 3/4"	31 1/2"	4 Units	\$847
	15 3/4"	31 1/2"	5 Units	\$1060

Active Frames



Standard Includes

- Fixed board: PET/PET fixed board

Options

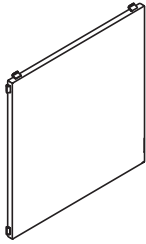
Width	1 Wide	See below
	2 Wide	See below
Height	3 High	See below
	4 High	See below
	5 High	See below
Side 1 Finish	Laminate HPL Price Group 01	No cost
	Fabric Price Group 01	See PET below
	Laminate HPL Price Group 02	+\$17
	Laminate HPL Price Group 03	+\$34
	OLL Price Group 1	+\$102
Side 2 Finish	Laminate HPL Price Group 01	No cost
	Fabric Price Group 01	See PET below
	Markerboard Price Group 01	See below
	Laminate HPL Price Group 02	+\$17
	Laminate HPL Price Group 03	+\$34
	OLL Price Group 1	+\$102
Grommet	No Grommet	No cost
	With Grommet	+\$97

Tip: Grommet option only available on 2 wide fixed board.

Specification Information

Style Number	Dimension Height	Base Prices	Options (Add \$ to Base Price)	
			Markerboard	PET
1 Wide Fixed Board				
FLXAFFIXBOARD	3 High	\$318	+\$255	+\$157
	4 High	\$399	+\$413	+\$196
	5 High	\$498	N.A.	N.A.
2 Wide Fixed Board				
FLXAFFIXBOARD	3 High	\$383	+\$380	+\$188
	4 High	\$478	+\$570	+\$236
	5 High	\$598	N.A.	N.A.

Active Frames



Tip: Cost for OLL Price Group 1 is in addition to cost of laminate.

Tip: Grommet option only available on laminate finish option.

Standard Includes

- 1-wide, 1-high infill: High-Pressure Laminate price group 01 with 3 mm plastic edge

Options

Width	1 Wide	See below
	2 Wide	See below
Infill Finish	Fabric Price Group 01	See PET below
	Laminate HPL Price Group 01	See below
	Laminate HPL Price Group 02	See below
	Laminate HPL Price Group 03	See below
	OLL Price Group 1	+\$102
Grain Direction	Horizontal	No cost
	No Grain Direction	No cost
	Vertical	No cost
Grommet	No Grommet	No cost
	With Grommet	+\$97

Specification Information

Style Number	Base Prices	Options (Add \$ to Base Price)		
		Laminate Price Group 2	Laminate Price Group 3	PET

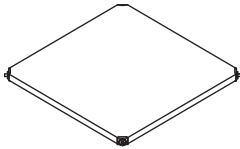
1 Wide Single Infill Panel

FLXAFINF	\$80	+\$17	+\$34	+\$21
-----------------	------	-------	-------	-------

2 Wide Single Infill Panel

FLXAFINF	\$131	+\$17	+\$34	+\$85
-----------------	-------	-------	-------	-------

Active Frames



Tip: Cost for OLL Price Group 1 is in addition to cost of laminate.

Tip: Grommet option only available on 2 wide shelf.

Standard Includes

- Shelf: High-Pressure Laminate price group 01 with 3 mm plastic edge

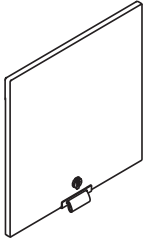
Options

Width	1 Wide	See below
	2 Wide	See below
Depth	1 Deep	See below
	2 Deep	See below
Shelf Finish	Laminate HPL Price Group 01	See below
	Laminate HPL Price Group 02	See below
	Laminate HPL Price Group 03	See below
	OLL Price Group 1	+\$102
Grommet	No Grommet	No cost
	With Grommet	+\$100

Specification Information

Style Number	Dimensions Depth	Base Prices	Options (Add \$ to Base Price)	
			Laminate Price Group 2	Laminate Price Group 3
1 Wide Shelf				
FLXAFSHELF	1 Deep	\$135	+\$17	+\$34
	2 Deep	\$169	+\$17	+\$34
2 Wide Shelf				
FLXAFSHELF	1 Deep	\$169	+\$17	+\$34
	2 Deep	\$211	+\$32	+\$69

Active Frames



Tip: Cost for OLL Price Group 1 is in addition to cost of laminate.

Standard Includes

- 1-wide, 1-high door: High-Pressure Laminate price group 01 with 3 mm plastic edge

Options

Width	1 Wide	No cost
	2 Wide	See below
Door Finish	Laminate HPL Price Group 01	No cost
	Laminate HPL Price Group 02	+\$17
	Laminate HPL Price Group 03	+\$34
	OLL Price Group 1	+\$102
Grain Direction	Horizontal	No cost
	No Grain Direction	No cost
	Vertical	No cost
	See OLL Database	No cost
Lock Option	No Lock	No cost
	With Lock	+\$63
Lock Finish	Ember Chrome	No cost
	Polished Chrome	No cost
Keys	Key Plug	No cost
	Master Key Plug	+\$36

Specification Information

Style Number Base Prices

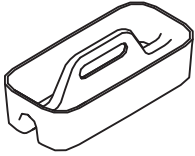
1 Wide Door

FLXAFDOOR \$169

2 Wide Door

FLXAFDOOR \$229

Active Frames



Standard Includes

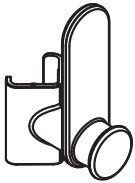
- Tool box, quantity 4: PET

Specification Information

Style Number	Price
--------------	-------

Tool Boxes

FLXAFTBOX	\$800
------------------	-------



Standard Includes

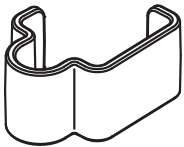
- Mobile board clips, quantity 4:
 - 6053 Seagull
 - 6527 Merle

Specification Information

Style Number	Price
--------------	-------

Mobile Board Clips

FLXAFMBRDCLIP	\$159
----------------------	-------



Standard Includes

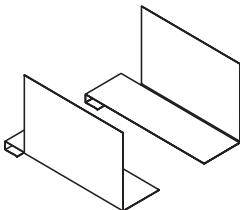
- Cable clips, quantity 6:
 - 6527 Merle

Specification Information

Style Number	Price
--------------	-------

Cable Clips

FLXAFCLMGT	\$119
-------------------	-------



Standard Includes

- Book ends, quantity 2: paint price group 01

Options

Paint Finish	Paint Price Group 01	No cost
	Paint Price Group 02	+\$21
	Paint Price Group 03	+\$33

► **Product Information continued on next page**

Active Frames

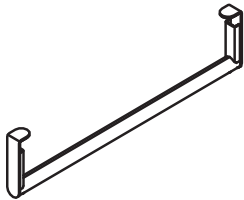
► Product Information continued from previous page

Specification Information

Style Number	Base Price
--------------	------------

Bookends

FLXAFBKEND	\$221
-------------------	-------



Standard Includes

- Coat rod: paint price group 01

Options

Width	1 Wide	No cost
	2 Wide	See below
Paint Finish	Paint Price Group 01	No cost
	Paint Price Group 02	+\$33
	Paint Price Group 03	+\$65

Specification Information

Style Number	Base Prices
--------------	-------------

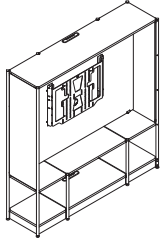
1 Wide Coat Rod

FLXAFCOATROD	\$159
---------------------	-------

2 Wide Coat Rod

FLXAFCOATROD	\$196
---------------------	-------

Active Frames



Tip: Tube height can be equal to or greater than unit height, but never smaller.

Tip: Left and right infill finish is only selectable when contrasting infill is selected.

Standard Includes

- Frame: paint price group 01
- Base: paint price group 01
- Monitor back panel: High-Pressure Laminate price group 01 with 3 mm plastic edge
- 3 high left and right infill: High-Pressure Laminate price group 01 with 3 mm plastic edge
- 4 wide top shelf with grommet: High-Pressure Laminate price group 01 with 3 mm plastic edge
- 2 wide center shelves with grommet: High-Pressure Laminate price group 01 with 3 mm plastic edge
- 400x400 VESA monitor mounting plate: 7360 Merle
- Adjusting leveling glides

Options

Tube Height 1	4 Heights	No cost
	5 Heights	No cost
Tube Height 2	4 Heights	No cost
	5 Heights	No cost
Frame Finish	Paint Price Group 01	No cost
	Paint Price Group 02	+\$28
	Paint Price Group 03	+\$44
Base Finish	Paint Price Group 01	No cost
	Paint Price Group 02	+\$28
	Paint Price Group 03	+\$44
Monitor Back Panel Finish	Laminate HPL Price Group 01	No cost
	Laminate HPL Price Group 02	+\$17
	Laminate HPL Price Group 03	+\$34
	OLL Price Group 1	+\$102
Contrasting Infill	Contrasting	No cost
	Non-Contrasting	No cost
Infill Finish	Laminate HPL Price Group 01	No cost
	Fabric Price Group 01	PET: +\$468
	Laminate HPL Price Group 02	+\$17
	Laminate HPL Price Group 03	+\$34
	OLL Price Group 1	+\$102
Infill Grain Direction	Horizontal Grain Direction	No cost
	No Grain Direction	No cost
	Vertical Grain Direction	No cost
	See OLL Database	No cost
Left Infill Finish	Laminate HPL Price Group 01	No cost
	Fabric Price Group 01	PET: +\$468
	Laminate HPL Price Group 02	+\$17
	Laminate HPL Price Group 03	+\$34
	OLL Price Group 1	+\$102
Left Infill Grain Direction	Horizontal Grain Direction	No cost
	No Grain Direction	No cost
	Vertical Grain Direction	No cost
	See OLL Database	No cost
Right Infill Finish	Laminate HPL Price Group 01	No cost
	Fabric Price Group 01	PET: +\$468
	Laminate HPL Price Group 02	+\$17
	Laminate HPL Price Group 03	+\$34

► **Product Information continued on next page**

Active Frames

► Product Information continued from previous page

Options		
Right Infill Finish	OLL Price Group 1	+\$102
Right Infill Grain Direction	Horizontal Grain Direction	No cost
	No Grain Direction	No cost
	Vertical Grain Direction	No cost
	See OLL Database	No cost
Contrasting Shelf	Contrasting	No cost
	Non-Contrasting	No cost
Shelf Finish	Laminate HPL Price Group 01	No cost
	Laminate HPL Price Group 02	+\$17
	Laminate HPL Price Group 03	+\$34
	OLL Price Group 1	+\$102
Base Shelf Left Finish	Laminate HPL Price Group 01	No cost
	Laminate HPL Price Group 02	+\$17
	Laminate HPL Price Group 03	+\$34
	OLL Price Group 1	+\$102
Base Shelf Center Finish	Laminate HPL Price Group 01	No cost
	Laminate HPL Price Group 02	+\$17
	Laminate HPL Price Group 03	+\$34
	OLL Price Group 1	+\$102
Base Shelf Right Finish	Laminate HPL Price Group 01	No cost
	Laminate HPL Price Group 02	+\$17
	Laminate HPL Price Group 03	+\$34
	OLL Price Group 1	+\$102
Shelf 2 Left Finish	Laminate HPL Price Group 01	No cost
	Laminate HPL Price Group 02	+\$17
	Laminate HPL Price Group 03	+\$34
	OLL Price Group 1	+\$102
Shelf 2 Center Finish	Laminate HPL Price Group 01	No cost
	Laminate HPL Price Group 02	+\$17
	Laminate HPL Price Group 03	+\$34
	OLL Price Group 1	+\$102
Shelf 2 Right Finish	Laminate HPL Price Group 01	No cost
	Laminate HPL Price Group 02	+\$17
	Laminate HPL Price Group 03	+\$34
	OLL Price Group 1	+\$102
Shelf 3 Left Finish	Laminate HPL Price Group 01	No cost
	Laminate HPL Price Group 02	+\$17
	Laminate HPL Price Group 03	+\$34
	OLL Price Group 1	+\$102
Shelf 3 Center Finish	Laminate HPL Price Group 01	No cost
	Laminate HPL Price Group 02	+\$17
	Laminate HPL Price Group 03	+\$34
	OLL Price Group 1	+\$102
Shelf 3 Right Finish	Laminate HPL Price Group 01	No cost
	Laminate HPL Price Group 02	+\$17
	Laminate HPL Price Group 03	+\$34
	OLL Price Group 1	+\$102

► Product Information continued on next page

Tip: Selecting contrasting shelf finish will allow user to select base, shelf 2 and top shelf finishes.

Tip: Base shelf finishes are only available when contrasting shelf finish is selected.

Tip: Shelf 2 finish is only available when contrasting shelf finish is selected.

Tip: Shelf 3 is only available when 5 unit height and contrasting shelf finish is selected.

Active Frames

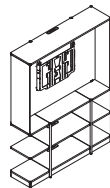
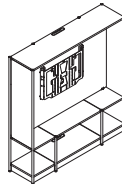
► Product Information continued from previous page

Tip: Top shelf finish is only available when contrasting shelf finish is selected.

Options		
Top Shelf Finish	Laminate HPL Price Group 01	No cost
	Laminate HPL Price Group 02	+\$17
	Laminate HPL Price Group 03	+\$34
	OLL Price Group 1	+\$102
Table	No Table	No cost
	With Table	No cost
Monitor Mount Hardware	No Hardware	No cost
	With Hardware	+\$100
Counterweight	No Counterweight	No cost
	2 Counterweight	+\$238
	4 Counterweight	+\$476
	6 Counterweight	+\$714
	8 Counterweight	+\$952
	10 Counterweight	+\$1190

Specification Information

Tip: Fixed boards are required for open plan applications, but not included in the base price.



Style Number	Dimensions			Base Prices
	Depth	Width	Height	

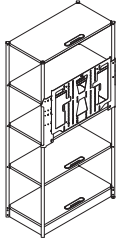
Media Tower Internal Mount

FLXAFFRAMET1	15 3/4"	63"	4 Units	\$4336
	15 3/4"	63"	5 Units	\$5018

Media Tower Internal Mount Extension

FLXAFFFRAMEEXTT1	15 3/4"	63"	4 Units	\$3768
	15 3/4"	63"	5 Units	\$4309

Active Frames



Tip: Tube height can be equal to or greater than unit height, but never smaller.

Tip: Selecting contrasting shelf finish will allow user to select base, shelf 2 and top shelf finishes.

Standard Includes

- Frame: paint price group 01
- Base: paint price group 01
- Monitor back panel: High-Pressure Laminate price group 01 with 3 mm plastic edge
- 4 wide top shelf with grommet: High-Pressure Laminate price group 01 with 3 mm plastic edge
- 2 wide center shelves with grommet: High-Pressure Laminate price group 01 with 3 mm plastic edge
- 400x400 VESA monitor mounting plate: 7360 Merle
- Adjusting leveling glides

Options

Tube Height 1	4 Heights	No cost
	5 Heights	No cost
Tube Height 2	4 Heights	No cost
	5 Heights	No cost
Frame Finish	Paint Price Group 01	No cost
	Paint Price Group 02	+\$28
	Paint Price Group 03	+\$44
Base Finish	Paint Price Group 01	No cost
	Paint Price Group 02	+\$28
	Paint Price Group 03	+\$44
Contrasting Shelf	Contrasting	No cost
	Non-Contrasting	No cost
Shelf Finish	Laminate HPL Price Group 01	No cost
	Laminate HPL Price Group 02	+\$17
	Laminate HPL Price Group 03	+\$34
	OLL Price Group 1	+\$102
Base Shelf Finish	Laminate HPL Price Group 01	No cost
	Laminate HPL Price Group 03	+\$17
	Laminate HPL Price Group 02	+\$34
	OLL Price Group 1	+\$102
Shelf 2 Finish	Laminate HPL Price Group 01	No cost
	Laminate HPL Price Group 02	+\$17
	Laminate HPL Price Group 03	+\$34
	OLL Price Group 1	+\$102
Shelf 3 Finish	Laminate HPL Price Group 01	No cost
	Laminate HPL Price Group 02	+\$17
	Laminate HPL Price Group 03	+\$34
	OLL Price Group 1	+\$102
Shelf 4 Finish	Laminate HPL Price Group 01	No cost
	Laminate HPL Price Group 02	+\$17
	Laminate HPL Price Group 03	+\$34
	OLL Price Group 1	+\$102
Shelf 5 Finish	Laminate HPL Price Group 01	No cost
	Laminate HPL Price Group 02	+\$17
	Laminate HPL Price Group 03	+\$34
	OLL Price Group 1	+\$102
Top Shelf Finish	Laminate HPL Price Group 01	No cost
	Laminate HPL Price Group 02	+\$17
	Laminate HPL Price Group 03	+\$34

► **Product Information continued on next page**

Active Frames

► Product Information continued from previous page

Options

Top Shelf Finish	OLL Price Group 1	+\$102
Monitor Mount Hardware	No Hardware	No cost
	With Hardware	+\$100

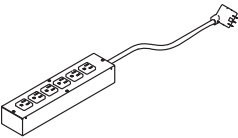
Specification Information

Tip: Additional frame and extensions are required but not included in the base price.



Style Number	Dimensions		Base Prices	
	Depth	Width	Height	
Media Tower External Mount Extension				
FLXAFFRAMEEXTT2	15 3/4"	31 1/2"	4 Units	\$1158
	15 3/4"	31 1/2"	5 Units	\$1371

Active Frames



Standard Includes

- Power cord: 10' with standard plug

Options

Power Cord	10' Standard Cord	No cost
	9' Standard Cord	No cost
	10' Braided Cord	+\$74
	20' Standard Cord	+\$74
	9' Braided Cord	+\$74
	20' Braided Cord	+\$220
Power Cord Finish	Braided Cord	No cost
Cord Color	Black	No cost
	White	No cost
Power Plug Type	Standard NEMA 5-15 3-Prong	No cost
	Thread Low Profile Plug	+\$40
PVC	With PVC	No cost
	Non PVC	+\$34

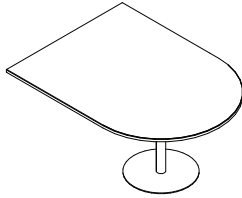
Specification Information

Style Number Base Price

Media Power Utility

FLXAFMPU \$508

Active Frames



Standard Includes

- Column height: seated height fixed
- Top: High-Pressure Laminate price group 01
- Column: paint price group 01
- Base: paint price group 01
- Power cord: 10' with standard plug
- Clamp on power: plastic price group 01
- Standard core

Options

Column Height	Seated Height Fixed	No cost
	Standing Height Fixed	+\$110
Top Finish	Laminate HPL Price Group 01	No cost
	Laminate HPL Price Group 02	+\$32
	Laminate HPL Price Group 03	+\$51
	OLL Price Group 1	+\$102
Column Finish	Paint Price Group 01	No cost
	Paint Price Group 02	+\$28
Base Finish	Paint Price Group 01	No cost
	Paint Price Group 02	+\$28
	Paint Price Group 03	+\$44
Power Option	No Power	No cost
	With Clamp on Power	+\$356
Overcurrent Protection	Without Overcurrent Protection	No cost
	With Overcurrent Protection	+\$52
Clamp on Power Configuration	2 Power 2 USB A	No cost
	3 Power	No cost
	2 Power 1 USB C	+\$64
	2 Power 1 USB A + C	+\$323
Power Cord	10' Standard Cord	No cost
	9' Standard Cord	No cost
	10' Braided Cord	+\$74
	20' Standard Cord	+\$74
	9' Braided Cord	+\$74
	20' Braided Cord	+\$220
Power Cord Finish	Braided Cord	No cost
Cord Color	Black	No cost
	White	No cost
Power Plug Type	Standard NEMA 5-15 3-Prong	No cost
	Thread Low Profile Plug	+\$40
PVC	With PVC	No cost
	Non PVC	+\$34

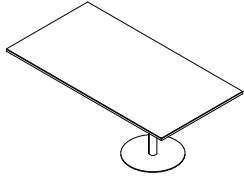
Specification Information

Style Number	Dimensions		Base Prices
	Width	Depth	

Media Table D-Shape

FLXAFDSHAPE	47"	63"	\$1602
	47"	75"	\$1763

Active Frames



Standard Includes

- Column height: seated height fixed
- Top: High-Pressure Laminate price group 01
- Column: paint price group 01
- Base: paint price group 01
- Power cord: 10' with standard plug
- Clamp on power: plastic price group 01
- Standard core

Options

Column Height	Seated Height Fixed	No cost
	Standing Height Fixed	+\$110
Top Finish	Laminate HPL Price Group 01	No cost
	Laminate HPL Price Group 02	+\$32
	Laminate HPL Price Group 03	+\$51
	OLL Price Group 1	+\$102
Column Finish	Paint Price Group 01	No cost
	Paint Price Group 02	+\$28
Base Finish	Paint Price Group 01	No cost
	Paint Price Group 02	+\$28
	Paint Price Group 03	+\$44
Power Option	No Power	No cost
	With Clamp on Power	+\$356
Overcurrent Protection	Without Overcurrent Protection	No cost
	With Overcurrent Protection	+\$52
Clamp on Power Configuration	2 Power 2 USB A	No cost
	3 Power	No cost
	2 Power 1 USB C	+\$64
	2 Power 1 USB A + C	+\$323
Power Cord	10' Standard Cord	No cost
	9' Standard Cord	No cost
	10' Braided Cord	+\$74
	20' Standard Cord	+\$74
	9' Braided Cord	+\$74
	20' Braided Cord	+\$220
Power Cord Finish	Braided Cord	No cost
Cord Color	Black	No cost
	White	No cost
Power Plug Type	Standard NEMA 5-15 3-Prong	No cost
	Thread Low Profile Plug	+\$40
PVC	With PVC	No cost
	Non PVC	+\$34

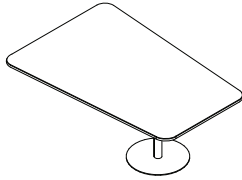
Specification Information

Style Number	Dimensions		Base Price
	Width	Depth	

Media Table Rectangle

FLXAFRECT	39"	75"	\$1715
------------------	-----	-----	--------

Active Frames



Standard Includes

- Column height: seated height fixed
- Top: High-Pressure Laminate price group 01
- Column: paint price group 01
- Base: paint price group 01
- Power cord: 10' with standard plug
- Clamp on power: plastic price group 01
- Standard core

Options

Column Height	Seated Height Fixed	No cost
	Standing Height Fixed	+\$110
Top Finish	Laminate HPL Price Group 01	No cost
	Laminate HPL Price Group 02	+\$32
	Laminate HPL Price Group 03	+\$51
	OLL Price Group 1	+\$102
Column Finish	Paint Price Group 01	No cost
	Paint Price Group 02	+\$28
Base Finish	Paint Price Group 01	No cost
	Paint Price Group 02	+\$28
	Paint Price Group 03	+\$44
Power Option	No Power	No cost
	With Clamp on Power	+\$356
Overcurrent Protection	Without Overcurrent Protection	No cost
	With Overcurrent Protection	+\$52
Clamp on Power Configuration	2 Power 2 USB A	No cost
	3 Power	No cost
	2 Power 1 USB C	+\$64
	2 Power 1 USB A + C	+\$323
Power Cord	10' Standard Cord	No cost
	9' Standard Cord	No cost
	10' Braided Cord	+\$74
	20' Standard Cord	+\$74
	9' Braided Cord	+\$74
	20' Braided Cord	+\$220
Power Cord Finish	Braided Cord	No cost
Cord Color	Black	No cost
	White	No cost
Power Plug Type	Standard NEMA 5-15 3-Prong	No cost
	Thread Low Profile Plug	+\$40
PVC	With PVC	No cost
	Non PVC	+\$34

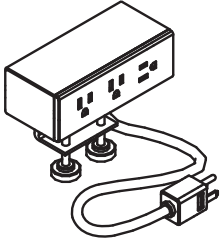
Specification Information

Style Number	Dimensions		Base Price
	Width	Depth	

Media Table Sightline

FLXAFSIGHT	51"	75"	\$1763
-------------------	-----	-----	--------

Active Frames



Standard Includes

- Power cord: 10' with standard plug

Options

Clamp on Power Configuration	2 Power 2 USB A	No cost
	3 Power	No cost
	2 Power 1 USB C	+\$64
	2 Power 1 USB A + C	+\$323
Overcurrent Protection	Without Overcurrent Protection	No cost
	With Overcurrent Protection	+\$52
Power Cord	10' Standard Cord	No cost
	9' Standard Cord	No cost
	10' Braided Cord	+\$74
	20' Standard Cord	+\$74
	9' Braided Cord	+\$74
	20' Braided Cord	+\$220
Power Cord Finish	Braided Cord	No cost
Cord Color	Black	No cost
	White	No cost
Power Plug Type	Standard NEMA 5-15 3-Prong	No cost
	Thread Low Profile Plug	+\$40
PVC	With PVC	No cost
	Non PVC	+\$34

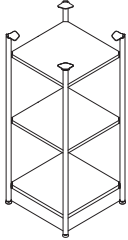
Specification Information

Style Number Base Price

Worksurface Clamp Power

FLXAFMCLMPPWR \$356

Active Frames



Tip: Cost for OLL Price Group 1 is in addition to cost of laminate.

Tip: In SmartTools, no shelf means it includes the base and top shelves, and with shelf includes the base, top, and intermediary shelves.

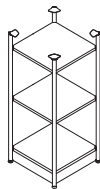
Standard Includes

- Frame: paint price group 01
- Base: paint price group 01
- Adjusting leveling glides

Options

Width	1 Wide	See below
	2 Wide	See below
Depth	1 Deep	See below
	2 Deep	See below
Contrasting Shelf	Contrasting	No cost
	Non-Contrasting	No cost
Shelf Finish	Laminate HPL Price Group 01	No cost
	Laminate HPL Price Group 02	+\$17
	Laminate HPL Price Group 03	+\$34
	OLL Price Group 1	+\$102
Base Shelf Finish	Laminate HPL Price Group 01	No cost
	Laminate HPL Price Group 02	+\$17
	Laminate HPL Price Group 03	+\$34
	OLL Price Group 1	+\$102
Shelf 2	No Shelf	+\$270
	With Shelf	+\$405
Shelf 2 Finish	Laminate HPL Price Group 01	No cost
	Laminate HPL Price Group 02	+\$17
	Laminate HPL Price Group 03	+\$34
	OLL Price Group 1	+\$102
Top Shelf Finish	Laminate HPL Price Group 01	No cost
	Laminate HPL Price Group 02	+\$17
	Laminate HPL Price Group 03	+\$34
	OLL Price Group 1	+\$102
Frame Finish	Paint Price Group 01	No cost
	Paint Price Group 02	+\$28
	Paint Price Group 03	+\$44
Base Finish	Paint Price Group 01	No cost
	Paint Price Group 02	+\$28
	Paint Price Group 03	+\$44

Specification Information



Style Number Dimension Base Prices
Depth

1 Wide Work Island Frame

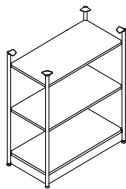
FLXAFCTFRAME	1 Deep	\$911
	2 Deep	\$1424

► Product Information continued on next page

Active Frames

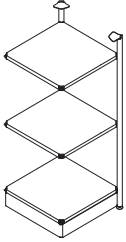
► Product Information continued from previous page

Specification Information



Style Number	Dimension Depth	Base Prices
2 Wide Work Island Frame		
FLXAFCTFRAME	1 Deep	\$1424
	2 Deep	\$1784

Active Frames



Tip: Cost for OLL Price Group 1 is in addition to cost of laminate.

Tip: In SmartTools, no shelf means it includes the base and top shelves, and with shelf includes the base, top, and intermediary shelves.

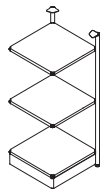
Standard Includes

- Frame: paint price group 01
- Base: paint price group 01
- Adjusting leveling glides

Options

Width	1 Wide	See below
	2 Wide	See below
Depth	1 Deep	See below
	2 Deep	See below
Contrasting Shelf	Contrasting	No cost
	Non-Contrasting	No cost
Shelf Finish	Laminate HPL Price Group 01	No cost
	Laminate HPL Price Group 02	+\$17
	Laminate HPL Price Group 03	+\$34
	OLL Price Group 1	+\$102
Base Shelf Finish	Laminate HPL Price Group 01	No cost
	Laminate HPL Price Group 02	+\$17
	Laminate HPL Price Group 03	+\$34
	OLL Price Group 1	+\$102
Shelf 2	No Shelf	+\$270
	With Shelf	+\$405
Shelf 2 Finish	Laminate HPL Price Group 01	No cost
	Laminate HPL Price Group 02	+\$17
	Laminate HPL Price Group 03	+\$34
	OLL Price Group 1	+\$102
Top Shelf Finish	Laminate HPL Price Group 01	No cost
	Laminate HPL Price Group 02	+\$17
	Laminate HPL Price Group 03	+\$34
	OLL Price Group 1	+\$102
Frame Finish	Paint Price Group 01	No cost
	Paint Price Group 02	+\$28
	Paint Price Group 03	+\$44
Base Finish	Paint Price Group 01	No cost
	Paint Price Group 02	+\$28
	Paint Price Group 03	+\$44

Specification Information



Style Number Dimension Base Prices
Depth

1 Wide Work Island Frame Extension

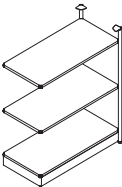
FLXAFCTFRAMEEXT	1 Deep	\$547
	2 Deep	\$855

► Product Information continued on next page

Active Frames

► Product Information continued from previous page

Specification Information

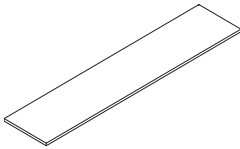


Style Number	Dimension Depth	Base Prices
--------------	--------------------	-------------

2 Wide Work Island Frame Extension

FLXAFCTFRAMEEXT	1 Deep	\$855
	2 Deep	\$1069

Active Frames



Tip: Cost for OLL Price Group 1 is in addition to cost of laminate.

Standard Includes

- Worksurface: High-Pressure Laminate price group 01 with 3 mm plastic edge

Options

Width	5 Wide	No cost
Depth	1 Deep	No cost
	2 Deep	See below
Top Finish	Laminate HPL Price Group 01	No cost
	Laminate HPL Price Group 02	+\$32
	Laminate HPL Price Group 03	+\$51
	OLL Price Group 1	+\$102

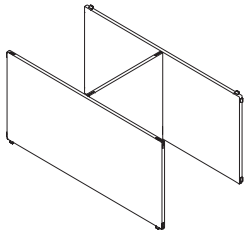
Specification Information

Style Number	Dimension	Base Prices
	Depth	

5 Wide Work Island Worksurface

FLXAFCTWS	1 Deep	\$491
	2 Deep	\$655

Active Frames



Tip: Cost for OLL Price Group 1 is in addition to cost of laminate.

Standard Includes

- 1-wide, 1-high infill: High-Pressure Laminate price group 01 with 3 mm plastic edge

Options

Width	1 Wide	See below
	2 Wide	See below
Infill Finish	Fabric Price Group 01	See PET below
	Laminate HPL Price Group 01	See below
	Laminate HPL Price Group 02	See below
	Laminate HPL Price Group 03	See below
	OLL Price Group 1	+\$102
Grain Direction	Horizontal	No cost
	No Grain Direction	No cost
	Vertical	No cost
	See OLL Database	No cost

Specification Information

Style Number	Base Prices	Options (Add \$ to Base Price)		
		Laminate Price Group 2	Laminate Price Group 3	PET

1 Wide Center Infill Panel

FLXAFINFCTR	\$340	+\$17	+\$34	+\$85
--------------------	-------	-------	-------	-------

2 Wide Center Infill Panel

FLXAFINFCTR	\$391	+\$17	+\$34	+\$149
--------------------	-------	-------	-------	--------

Surface Materials

Surface Materials	140

Surface Materials

This listing includes all the surface material choices that are available for the products in this specification guide.

Resources

For more information about surface materials, refer to the following resources:

Additional surface materials specification tools are available to assist you in the specification process—the Surface Materials Binders.

The global surface materials palette is a core collection of finishes that is available across multiple geographies (Americas/ EMEA – Europe, Middle East, and Africa/APAC – Asia Pacific) and on global product lines, where applicable. For a list of finishes included in the offering, see the *Surface Materials Reference Manual*. Additional details, like product approvals by geography and finish number conversions, can also be found in the Surface Materials Reference Manual or see steelcase.com/surface-materials.

Surface Materials

Binders include:

- Surface Materials Reference Manual
- A complete set of swatch cards for hard surfaces, vertical surface fabrics, and seating upholstery

Paint

Tip: All products may not be available in all colors listed below.

Applies to:

- Height-adjustable desk lifting columns
- 4799 Platinum Metallic
7207 Black
7243 Seagull
7360 Merle

Applies to:

- Wall rails
- 4799 Platinum Metallic
7360 Merle

Applies to:

- Power hanger cover
- 4AY2 Chili
4AZ5 Marlin
4CZ8 Light Peacock
7243 Seagull
7360 Merle

Applies to:

- Docking station
- 0835 Black
7018 Pewter
ZW01 Pearl Snow

Applies to:

- Pneumatic table column
- 7360 Merle
73ZW Pearl Snow

Applies to:

- Table frames
- Pegs
- Footrest
- Cart frame
- Cart shelves
- Flex active frames
- Flex active frames work island
- Height-adjustable desk feet
- Modesty panel
- Privacy back wrap bracket
- Single tables frame
- Pneumatic table base

Price Group 1

Smooth Paint

- 4238 Mocha
4239 Clay
4240 Chalk
4242 Milk
4710 Low Gloss Black

Textured Paint

- 7207 Black
7225 Sand
7237 Slate **E**
7238 Fieldstone
7239 Midnight
7241 Arctic White
7243 Seagull
7250 Sterling Dark Solid
7278 Dark Bronze
7360 Merle

Price Group 2

Smooth Paint

- 4700 Warm White

Smooth Metallic Paint

- 4743 Mineral Metallic
4750 Champagne Metallic
4798 Sterling Metallic
4799 Platinum Metallic
4803 Near Black Metallic

Textured Metallic Paint

- 7245 Carbon Metallic
7246 Midnight Metallic

Price Group 3

Accent Paint

- 1ATG Rose Quartz
4AV3 Blue Jay
4AV4 Baltic
4AX1 Citron
4AY2 Chili
4AZ5 Marlin
4BH7 Canary*
4CL7 Sandstone
4CL8 Smokey Plum
4CZ5 Honey
4CZ6 Lagoon
4CZ8 Light Peacock

Coatings

- 1ATT Cast Shadow

Lux Coatings

- 4B20 Obsidian
4B22 Matte Brass
4B23 Burnished Bronze
4B24 Night Bronze
4B25 Matte Copper
4B26 Smoked Mica
4B29 Cast Iron

**Available on Flex active frames and Flex active frames work island only.*

Custom Surfaces

Price Group 3

PerfectMatch

PerfectMatch is a service that allows you to create your own paint color. Refer to the *Surface Materials Reference Manual* for more information about this program.

Tip: Price Group 3 paints are not available on height-adjustable bench bases.

Accessory Paint

Steelcase Surfaces

Applies to:

- Table frames
 - Pegs
 - Footrest
 - Cart frame
 - Cart shelves
 - Flex active frames
 - Flex active frames work island
 - Height-adjustable desk feet
 - Single tables frame
- 4140 Arctic White Gloss
4144 Black Gloss

Laminate

High-Pressure Laminate

Applies to:

- Flex active frames
- Flex active frames work island
- Height-adjustable desk worksurface
- Single tables
- Tables

Price Group 1

Fiber Laminate

- 2850 Vanadium Fiber
2852 Tungsten Fiber
2854 Vellum Fiber **E**
2860 Granite Fiber
2862 Stucco Fiber **E**

Markerboard Laminate

- 2977 Markerboard*

Micro Laminate

- 2920 Marl Micro
2921 Gypsum Micro
2922 Clay Micro

Patina Laminate

- 2870 Blonde Bronze Patina
2873 Instant Iron Patina

Solid Laminate

- 2722 Cream **E**
2730 Arctic White
2746 Black
2811 Mist **E**
2883 Seagull
2884 Milk
2885 Dune
2HAA Persian Salt
2HAB Rose
2HAC Indigo
2HAD Green Citrine
2HAE Dark Olivine
2HAF Cloudy
2HMG Merle

Speckle Laminate

- 2820 Coffee Speckle **E**
2823 Driftwood Speckle
2824 Smoke Speckle
2825 Vanadium Speckle
Tip: Some wood veneer finishes and woodgrain laminates share the same name. Because of the difference in materials, veneers and laminates of the same name are not an exact match but do coordinate with each other.

Woodgrain Laminate

- 2406 Clear Cherry **E**
2409 Clear Maple
2410 Graphite Walnut
2412 Natural Cherry
2422 Medium Cherry
2511 Winter on Maple
2535 Virginia Walnut
2536 Blackwood **E**
2538 Clear Walnut
2592 Blonde on Maple **E**
2612 Marbled Maple **E**
2614 Chocolate Walnut **E**
2615 Marbled Cherry V2 **E**
2714 Natural Walnut **E**
2HAK Clear Oak
2HAL Scarlet*
2HAN Ash Noce
2HAT Acacia
2HAW Ash Wenge
2HBN Bisque Noce
2HBW Bisque Wenge
2HCN Clay Noce
2HCW Clay Wenge
2HSN Storm Noce
2HSW Storm Wenge
2HUB Burnished Bronze*
2HWA Grey Kingswood
2HWB Planked Walnut
2HWD Resolute Walnut
2HWE Natural Recon
2HWF Smoked Walnut

**Available on Flex active frames and Flex active frames work island only.*

Price Group 2

Textured Laminate

- 2TH2 Fawn Cypress
2TH4 Saddle Oak
2TH5 Veranda Teak
2TH7 Walnut Heights
2UH1 Reclaimed Aggregate
2UH2 Reclaimed Gravel
2UH4 Cement*
2UH6 Sheetrock

**2UH4 Cement has limited availability, determined by product sizing and/or options.*

E = Established

Price Group 3**Solid Laminate**

- 24H1 Satin White
- 24H2 Satin Black
- 24H3 Satin Stone
- 24H4 Satin Mocha

Custom Surfaces**Open Line Laminate (OLL)**

This service allows you to order non-standard laminate at an additional processing fee of \$102 U.S. per unit, plus the cost of the laminate.

High-Pressure Laminate pricing does not include premium or digitally printed patterns from any suppliers. Laminate cost may also vary for basic or standard laminates from other suppliers. Please contact the OLL consultant at 616.475.2426 for pricing. The cost of the laminate will be added to your invoice as a separate line on the acknowledgement.

Enter the required edge finish as you would a standard laminate. Laminate Approval and Material Requirements to confirm whether a particular laminate has already been tested for use on a specific Steelcase product or to determine material square foot requirements:

- Visit www.steelcase.com

For additional information, refer to the *Surface Materials Reference Manual*.

Wood

Applies to:

- Height-adjustable desk worksurface
- Single tables
- Tables

Steelcase carefully selects veneer and solid wood for consistent color and grain structure. Wood is a natural material and variations will occur in color, grain and texture. These variations are part of the inherent natural beauty of wood and are not considered defects.

All wood products will darken with age and exposure to ultra-violet light. This is especially apparent with cherry and maple veneer. We recommend that desk accessories be rearranged periodically to ensure even aging of wood surfaces.

When storing your wood furniture, please follow the following guidelines:

- Do not store products in trailers
- Store products in areas that simulate office temperatures (60°F to 90°F)
- Store products in areas that maintain constant, office-like humidity levels
- Keep product away from light. Cover products to make sure they are not exposed to light.

Steelcase Surfaces

Veneers are matched for proper balance and consistency. Veneers are available quarter cut, except for Oak, which is rift cut. Refer to the *Surface Materials Reference Manual* for descriptions of each cut.

Open-pore finish is a medium gloss finish that leaves the wood grain texture visible to the eye and distinguishable to the touch.

Veneer**Wood Group 1****Flat-Cut Open-Pore**

- 3062 FC/OP Graphite Walnut
- 3402 FC/OP Clear Cherry (Aged)
- 3412 FC/OP Natural Cherry ^E
- 3422 FC/OP Medium Cherry
- 3522 FC/OP Clear Maple
- 3592 FC/OP Blonde on Maple ^E
- 3702 FC/OP Clear Walnut
- 3712 FC/OP Natural Walnut
- 3752 FC/OP Medium Walnut ^E
- 3762 FC/OP Dark Walnut
- 3772 FC/OP Medium Mahogany on Walnut

Flat-Cut Open-Pore, Natural Veneer

- 3342 FC/OP Black Walnut
- 35A2 FC/OP Blanch Maple
- 37A2 FC/OP Thunder Walnut

Quarter-Cut Open-Pore

- 3042 QC/OP Ash ^E
- 3222 QC/OP Clear Maple
- 3292 QC/OP Blonde on Maple ^E
- 3302 QC/OP Clear Walnut
- 3312 QC/OP Natural Walnut
- 3352 QC/OP Medium Walnut ^E
- 3362 QC/OP Dark Walnut
- 3372 QC/OP Medium Mahogany on Walnut
- 3382 QC/OP Graphite Walnut

Quarter-Cut Open-Pore, Natural Veneer

- 32A2 QC/OP Blanch Maple
- 33A2 QC/OP Thunder Walnut
- 3392 QC/OP Black Walnut

Rift-Cut Open-Pore

- 3602 RC/OP Desert Oak

Rift-Cut Full-Fill, Natural Veneer

- 36A2 RC/OP Volcanic Oak

Wood Group 3**Flat-Cut Open-Pore, Natural Veneer**

- 3082 FC/OP Washed Walnut

Wood Group 1**Open-Pore Planked Veneer**

- 3P41 OP Planked Cherry
- 3P51 OP Planked Maple
- 3P61 OP Planked Oak
- 3P71 OP Planked Walnut
- 3VFX OP Unmarked Oak

Tip: Known for its uniqueness, planked veneer has intentional and natural variations that include, but are not limited to: character marks, grain pattern, color, and natural color aging.

Full-Fill

Full-fill finish is a medium-gloss finish that completely fills the grain texture, yet allows the grain pattern to be seen. The wood has a lustrous, satiny look, and it is smooth to the touch. This finish is available on the wood worksurface or field-installed top only.

Wood Group 2**Flat-Cut Full-Fill**

- 3064 FC/FF Graphite Walnut
- 3404 FC/FF Clear Cherry (Aged)
- 3414 FC/FF Natural Cherry ^E
- 3424 FC/FF Medium Cherry
- 3524 FC/FF Clear Maple
- 3544 FC/FF Blonde on Maple ^E
- 3704 FC/FF Clear Walnut
- 3714 FC/FF Natural Walnut
- 3754 FC/FF Medium Walnut ^E
- 3764 FC/FF Dark Walnut
- 3774 FC/FF Medium Mahogany on Walnut

Flat-Cut Full-Fill, Natural Veneer

- 3734 FC/FF Black Walnut

Quarter-Cut Full-Fill

- 3224 QC/FF Clear Maple
- 3294 QC/FF Blonde on Maple ^E
- 3304 QC/FF Clear Walnut
- 3314 QC/FF Natural Walnut
- 3354 QC/FF Medium Walnut ^E
- 3364 QC/FF Dark Walnut
- 3374 QC/FF Medium Mahogany on Walnut
- 3384 QC/FF Graphite Walnut

^E = Established

Quarter-Cut Full-Fill, Natural Veneer

3394 QC/FF Black Walnut

Rift-Cut Full-Fill

3604 RC/FF Desert Oak

Wood Group 3

Flat-Cut Full-Fill, Natural Veneer

3084 FC/FF Washed Walnut

Premium Veneers

A selection of Premium veneers in this collection are available on most Steelcase brand products. The collection will be available as close to standard leadtimes as possible. However, because adequate supplies of veneer and solids must be secured, all orders will be scheduled individually. Leadtimes will vary based on Premium veneer and Premium solids availability at the time the order is placed. The collection is available as Wood Group 3 as part of our Select Surfaces program and supported like standard veneers to make ordering easy. Please see the Steelcase surface materials section on village.steelcase.com for sample information and product line availability. All premium veneers are in clear-coat.

Wood Group 3

Quarter-Cut Open-Pore

3832 QC/OP Figured Anegre

Select Surfaces

For information on products within Select Surfaces, including accent paints and fabrics from Designtex, Gabriel, Kvadrat, and Pollack, please refer to the *Surface Materials Reference Manual* or visit steelcase.com/surface-materials under the Select Surfaces section.

Composite Veneer

Composite veneers are an engineered wood intended to create specific grain patterns and characteristics. They are pre-stained and finished with Steelcase's Clarity water-borne UV topcoat, which protects the environment while providing durability and clarity. Only open-pore finishes are available on composite wood. Composite veneers with natural solid nosings because composite and natural wood grain and color matching are rarely compatible. Composite veneers are Select Surfaces as Wood Group 1 pricing.

Wood Group 1

Flat-Cut Open-Pore

3JDX FC/OP Oak Composite

3JJX FC/OP Walnut Composite

Quarter-Cut Open-Pore

3F8X QC/OP European Walnut Composite

3GGX QC/OP Zebrano Composite

3HGX QC/OP Oak Composite

3HXX QC/OP Walnut Composite

3ZNX QC/OP Night Cerused Oak Composite

Custom Surfaces

Customiz stain is a service that allows you to create your own stain colors and finishes on standard veneer. Customiz stain color is available on all product lines that offer wood veneer.

A \$500 stain-matching fee applies on CUSTOMIZ requests (Exception: The \$500 fee does not apply on matches to Coalesce standard finishes or for a low-gloss finish request on a standard color). The \$500 fee covers the cost of formulating the Customiz color finish and applies regardless of whether or not an order for product is placed.

In addition, an approval form must be signed to indicate customer acceptance of Customiz match. A \$1,500 initiation fee will be charged prior to first order entry. This initiation fee activates the finish for unlimited use on any Steelcase product for an 18 month time period. After the 18 month time period has lapsed, the Customiz finish may be reactivated for another 18 months for a \$1,000 fee at any point within five years after the \$1,500 initiation fee was paid. If the finish is not reactivated within five years after the \$1,500 initiation fee was paid, the finish will be culled and the customer will need to pay the \$1,500 initiation fee again. All style number related Customiz charges products are no cost as of April 2014. The matching and initiation fees are not discountable.

Customiz stain takes 10 days to formulate. Consult the *Surface Materials Reference Manual* for more information. Custom veneers are also available and must be quoted by Steelcase specials group. Customiz stain on custom veneers takes 2 to 4 weeks to formulate.

Requirements and information on ordering a Customiz stain color are found in the *Surface Materials Reference Manual*.

Wrap Knit

5KJ1 Merle

5KJ2 Cloud

5KJ3 Fog

5KJ4 Sand

Plastic

Applies to:

- Height-adjustable desk rollers
- 6053 Seagull
- 6205 Black
- 6249 Platinum Solid
- 6527 Merle
- 6655 Warm White

Applies to:

- Acoustic boundary
- Cart board clips
- Cart wheels and casters
- Flex active frames mobile board clip
- Slim table glides
- Table wheels and casters
- 6053 Seagull
- 6527 Merle

Applies to:

- Board cart board organizer
- Flex active frames cable clip
- 6527 Merle

Applies to:

- Cable clip
- 6053 Seagull

Applies to:

- Wall rail end caps
- 6527 Merle
- 6249 Platinum Solid

Applies to:

- Height-adjustable desk power
- 5U23 Blue Jay
- 6000 Black
- 6009 Arctic White
- 6053 Seagull
- 6249 Platinum Solid
- 6338 Chili
- 6527 Merle

Applies to:

- Perch stool
- 6302 Baltic
- 6527 Merle
- 6697 Fog
- 6BD7 Saffron
- 6BE2 Light Peacock

Applies to:

- Wrap light
- 6052 Milk
- 6053 Seagull
- 6527 Merle

Applies to:

- Height-adjustable desk worksurface
- Media cart
- Single tables
- Tables top surface

6000 Black	6619 Ice E
6009 Arctic White	6631 Cream E
6034 Natural Cherry	6635 Dawn E
6036 Medium Cherry	6636 Mist
6037 Winter on Maple	6654 Sand
6038 Blonde on Maple E	6695 Midnight
6041 Natural Walnut E	6697 Fog
6052 Milk	6698 Fieldston
6053 Seagull	66WA Grey Kingswood
60AL Scarlet*	66WB Planked Walnut
60UB Burnished Bronze*	66WD Resolute Walnut
6169 Stone	66WE Natural Recon
6170 Mocha	66WF Smoked Walnut
61AA Persian Salt	6703 Ash Wenge
61AB Rose	6704 Storm Wenge
61AC Indigo	6705 Bisque Wenge
61AD Green Citrine	6706 Clay Wenge
61AE Dark Olivine	6707 Ash Noce
61AF Cloudy	6708 Bisque Noce
6213 Acacia	6709 Clay Noce
6219 Clear Oak	6710 Storm Noce
6231 Graphite Walnut	6T02 Fawn Cypress
6237 Clear Maple	6T04 Saddle Oak
6242 Virginia Walnut	6T05 Veranda Teak
6243 Blackwood E	6T07 Walnut Heights
6245 Clear Walnut	6T08 Aggregate
6249 Platinum Solid	6T09 Gravel
6271 Plywood	6T10 Cement
6527 Merle	6T12 Sheetrock
6612 Grey V2 E	

*Available on Flex active frames and Flex active frames work island only.

Tip: Light color plastic edges are susceptible to degradation due to normal wear and tear. Staining (e.g., ball point pen or clothing dyes such as blue jeans) and dirt effects are more pronounced in light colors and are not considered defects.

E = Established

PET

Applies to:

- Cable catch
 - Single tables modesty panels
- P630 Medium Heather Grey
P631 Dark Heather Grey

Applies to:

- Cable tray
 - Media cart basket
- P631 Dark Heather Grey

Applies to:

- Cup
 - Basket
- P635 Heather Navy
P636 Light Heather Grey

Applies to:

- Acoustic boundary
 - Flex active frames toolbox
 - Single tables modesty panels
- P631 Dark Heather Grey
P636 Light Heather Grey

Upholstery

Braided Cord Color Matrix

Braided cord samples are not available to order. Use matrix below that compares the braided cord finish to the nearest Steelcase finish or Pantone color for color reference purposes.

Tip: Braided cord color is defaulted to 9007 Sterling.

Finish	Pantone Color
9003 Fuchsia	PerfectMatch
9004 Marlin	4AZ5 Marlin
9006 Chili	6338 Chili
9007 Sterling*	6059 Sterling Dark Solid
9008 Honey	4CZ5 Honey
9009 Black	0835 Black
9010 Light Peacock	4CZ8 Light Peacock
9011 Seagull	4858 Seagull

*Default finish on integrated power.

Applies to:

- Curved screens
 - Freestanding screens
- Tip: The following thin, light colored fabrics are not available on Flex curved screens:*

Abacus

P122 Entasis

P126 Artifact

Alloy

P525 Polar

P526 Skim

P528 Tern

Charm

P505 Shell

P506 Mimosa

P508 Sparkle

Code

5FA5 Sea Salt

Latch

P601 Clam

P603 Zen

Optic

P541 Twinkle

P544 Shine

Flip: Orbit

5F91 Blizzard

Pianista

P420 Sand

P428 Flax

Sprite

5541 Snow

Price Group A

Sprite

Price Group 1

Abacus **E**

Alloy

Boccie

Buzz2

Charm

Lapel

Link

Optic

Pianista*

Rhythm

Price Group 2

Bariolage

Cogent: Connect

Flip: Orbit

Flip: TexHex

Fresco

Intersection

Latch

Stencil

Price Group 3

Billiard by Designtex

Price Group 6

Fusion

*Not available on freestanding screens

Select Surfaces

For information on products within Select Surfaces, including accent paints and fabrics from Designtex, Gabriel, Kvadrat, and Pollack, please refer to the Surface Materials Reference Manual or visit steelcase.com/surface-materials under the Select Surfaces section.

Custom Surfaces

Price Group COM (Customer's Own Material)

Fabric Approval and Yardage To confirm whether a particular COM material has already been tested for use on a specific Steelcase product or to determine actual yardage requirements:

- Visit www.steelcase.com

For additional information regarding Customer's Own Material, call 1.888.STEELCASE (1.888.783.3522) or send an e-mail to lineone@steelcase.com.

Resources

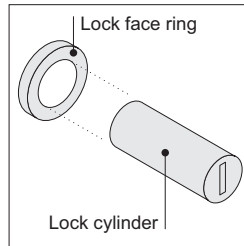
Lock and Keying Options	146
Style Number Index	148

Lock and Keying Options

Flex Active Frames

All locking products are standard with factory-installed, keyed-random locks. Consecutive, specific, and random keying are available as field-installed options.

Exceptions: Individual locking drawers are only available with field-installed locks. Overfiles are only available with factory-installed locks.



Locks consist of a factory- or field-installed lock cylinder and a factory-installed lock face ring.

Two types of locks are available—the standard keying system (FR series) and the master keying system (XF series). All the locks in the XF series can be opened with a single master key.

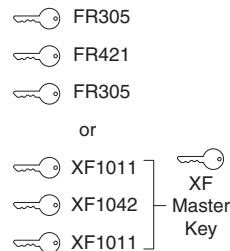
Factory-Installed Keying

Factory-installed locks are always key random (standard) or master key random (option). Key random means that the locks will be assigned arbitrarily at the factory with key numbers ranging from FR305 to FR454 (Master keying numbers: XF1001 to XF1150). All locks within a unit will be keyed alike.

Tip: Random keying can mean that different furniture units will have the same key number. If you must have all locks keyed differently, you should specify field-installed, key specific or key consecutive lock cylinders.

► See below.

Key Random



Required to Specify

Master key random	+ \$36	Specify with master key random.
--------------------------	--------	---------------------------------

Field-Installed Keying

Field-installed locks are only available on products that include factory-installed lock mechanisms.

Exception: Overfiles are only available with factory-installed locks.

Specify "plug" when specifying furniture, and the product will ship with a plastic plug in place of the lock cylinder.

Tip: For products with optional lock colors, make sure to specify the color for both the lock and lock face ring.

Front-removable lock cylinders must be specified separately. You must also order a special lock tool to install or remove lock cylinders in the field.

Tip: Lock tools are reusable. You do not need to order additional lock tools with every furniture order.

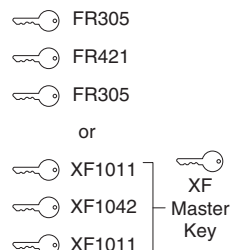
Lock cylinders will be shipped separately so that you can install the locks when you are ready.

Three keying choices are available for field installation—random (standard), specific, and consecutive. All three are also available with master keying, which means that all locks can be opened with a single master key.

Key random means that the locks will be assigned arbitrarily at the factory with key numbers ranging from FR305 to FR454 (Master keying numbers: XF1001 to XF1150).

Tip: Random keying can mean that different furniture units will have the same key number. If you must have all locks keyed differently, you should specify key specific or key consecutive lock cylinders.

Key Random

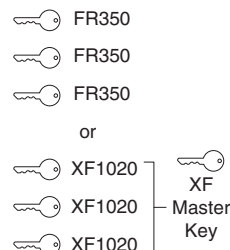


Key specific means that you can specify any key number from FR305 to FR454 (Master keying numbers: XF1001 to XF1150). This option can be used to key all the furniture units in a workstation or department the same.

Tip: Designate the quantity per key number in your specification.

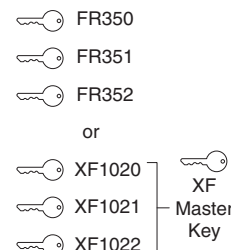
► See example at right.

Key Specific



Key consecutive means that you can specify lock numbers in a consecutive order to ensure that no two locks have the same key number until the key sequence repeats. You must select a beginning key number from FR305 to FR454 (Master keying numbers: XF1001 to XF1150).

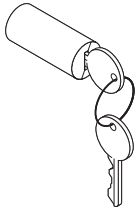
Key Consecutive



Example of a typical lock cylinder specification is shown below:

10	LOCK9201FR FR320
5	LOCK9201FR FR350
15	LOCK9201XF XF1100
30	Total
1	877102003SR standard lock tool
1	877102002SR master lock tool

Lock Cylinders



Tip: Lock price is included in price of furniture with locks.

Tip: For replacement lock cylinders, refer to Service Parts.

Tip: You can change lock cylinders in the field by using the appropriate lock tool.

Standard Includes		Required to Specify
<ul style="list-style-type: none"> Lock cylinder, keyed random: 9201 Polished Chrome or 9250 Ember Chrome Two keys 		1 Style number 2 Options, if selected (see below)

Options	U.S. Price	Required to Specify
Key specific	No cost	Select key number from FR305–FR454.
Key consecutive	No cost	Specify <i>key consecutive</i> and must select beginning key number from FR305–FR454.
Master key random	+\$36 each	Specify master key random.
Master key specific	+\$36 each	Specify key number from XF1001–XF1150.
Master key consecutive	+\$36 each	Specify <i>master key consecutive</i> and must select beginning key number from XF1001–XF1150.

Specification Information		
Color	Style Number	U.S. Base Price
FR Series (Standard Keying System)—Lock Cylinder		
Polished Chrome	LOCK9201FR	No cost
Ember Chrome	LOCK9250FR	No cost
Standard Lock Tool		
	877102003SR	\$36
XF Series (Master Keying System)—Lock Cylinder		
Polished Chrome	LOCK9201XF	No additional cost. Price included in price of furniture with master-keyed locks.
Ember Chrome	LOCK9250XF	No additional cost. Price included in price of furniture with master-keyed locks.
Master Lock Tool		
	877102002SR	\$36



For Canadian Pricing
 Multiply U.S. Price by the Canadian price factor.
 ▶ See page 1 for details.

Style Number Index

Style Number	Page	Description
877102002SR	147	Master Lock Tool
877102003SR	147	Standard Lock Tool
FLEXDOCK	102	Steelcase Flex Dock
FLXAFBKEND	122	Flex, Active Frame Bookend
FLXAFCBLMGT	121	Flex, Active Frame Cable Clip
FLXAFCOATROD	122	Flex, Active Frame Coat Rod
FLXAFCTFRAME	133-134	Flex, Active Frame Work Island Frame
FLXAFCTFRAMEEXT	135-136	Flex, Active Frame Frame Work Island Ext
FLXAFCTWS	137	Flex, Active Frame Work Island Worksurface
FLXAFDOOR	120	Flex, Active Frame Door
FLXAFDSHAPE	129	Flex, Active Frame D-Shape Table
FLXAFFIXBOARD	117	Flex, Active Frame Fixed Board
FLXAFFFRAME	114	Flex, Active Frame Frame
FLXAFFFRAMEEXT	116	Flex, Active Frame Frame Extension
FLXAFFFRAMEEXTT1	125	Flex, Active Frame Internal Media Ext
FLXAFFFRAMEEXTT2	127	Flex, Active Frame External Media Tower
FLXAFFRAMET1	125	Flex, Active Frame Internal Media Tower
FLXAFFINF	118	Flex, Active Frame Infill
FLXAFFINFCTR	138	Flex, Active Frame Center Infill
FLXAFMBRDCLIP	121	Flex, Active Frame Board Clip
FLXAFMCLMPPWR	132	Flex, Active Frame Clamp Power
FLXAFMPU	128	Flex, Active Frame Power Utility
FLXAFRECT	130	Flex, Active Frame Rectangle Table
FLXAFSHELF	119	Flex, Active Frame Shelf
FLXAFSIGHT	131	Flex, Active Frame Sightline Table
FLXAFTBOX	121	Flex, Active Frame Tool Box
FLXBCTBAT	100	Flex, Mobile Power Charging Cart
FLXBDRY	94	Flex, Acoustic Boundary
FLXBRK	110	Flex, Brakes for Hgt-Adj Desks
FLXBSK	107	Flex, Baskets
FLXBW	106	Back Privacy Wrap
FLXBW10	106	Back Privacy Wrap
FLXCBK4	109	Flex, Cable Brackets
FLXCC	108	Flex, Cable Catch
FLXCS	92	Flex, Curved Screen
FLXCSP	92	Flex, Curved Screen, Pair
FLXCT	108	Flex, Cable Tray
FLXCTBD	95	Flex, Board Cart
FLXCTBDPKG	95	Flex, Board Cart Package
FLXCTMD	96	Flex, Media Cart
FLXCTTM	95	Flex, Team Cart
FLXCUP	108	Flex, Cups
FLXDWR	105	Desk Mount Privacy Wrap
FLXDWR10	105	Desk Mount Privacy Wrap
FLXDWW	104	Desk Mount Privacy Wrap
FLXDWW10	104	Desk Mount Privacy Wrap
FLXERQ	74	Flex, Hgt-Adj Desks, Ext Height
FLXERQB	80	Flex, Hgt-Adj Bases, Ext Height
FLXEW3	78	120° Height-Adjustable Desk
FLXEW3S	76	120° Height-Adjustable Desk
FLXFSAG	93	Flex, Freestanding Screen, Angled
FLXFSRQ	93	Flex, Freestanding Screen, Rectangle
FLXFWW	103	Freestanding Privacy Wrap
FLXFWW10	103	Freestanding Privacy Wrap

Style Number	Page	Description
FLXMB	97	Flex, Markerboard
FLXMB4	97	Flex, Markerboard Package
FLXMBATPKG	99	Flex, Mobile Power
FLXMCC10	109	Magnetic Cable Clip
FLXMCC2	109	Magnetic Cable Clip
FLXMDADPT	111	Flex, Media Cart VESA Plate Adapter
FLXMDBSK	110	Flex, Media Cart Basket
FLXMDP	111	Flex, Media Cart Power
FLXMNT10	112	Magnetic Name Tag
FLXMNT2	112	Magnetic Name Tag
FLXPH	107	Flex, Power Hanger
FLXPR1	101	Perch Stool
FLXPR4	101	Perch Stool
FLXSCTH	89	Single Table, Chevron
FLXSCTL	88	Single Table, Chevron
FLXSCTP	91	Single Table Pneumatic Height
FLXSLIM	86	Flex, Slim Tables, Stding-Hgt
FLXSLIMB	87	Flex, Slim Table, Stding-Hgt
FLXSRQ	74	Flex, Hgt-Adj Desks, Basic Height
FLXSRQB	80	Flex, Hgt-Adj Bases, Basic Height
FLXSRTH	89	Single Table
FLXSRTL	88	Single Table
FLXSRTTP	91	Single Table Pneumatic Height
FLXSTAND	97	Flex, Stand
FLXSTMP	90	Single Table, Modesty Pane
FLXSWC3	78	120° Height-Adjustable Desk
FLXSW3S	76	120° Height-Adjustable Desk, Cable Tray
FLXWCT	109	120° Height-Adjustable Desk
FLXWMP	112	120° Modesty Panel
FLXWR	98	Flex, Wall Rails
FLXWRPKG	98	Flex, Wall Rail Package
FLXWTH	84	Flex, Stding-Hgt Work Tables
FLXWTHB	85	Flex, Stding-Hgt Work Tables, Base
FLXWTL	81	Flex, Seated-Hgt Tables
FLXWTLB	85	Flex, Seated-Hgt Tables, Base
FLXWTLWS	82	Work Tables-Seated Height
LOCK9201FR	147	Lock Cylinder
LOCK9201XF	147	Lock Cylinder
LOCK9250FR	147	Lock Cylinder
LOCK9250XF	147	Lock Cylinder
MGSGLD	90	Migration SE, Cable Bracket
OLCR	110	Ology, Cable Riser

Trademark List

- | | | | | | | |
|---|---|--|--|--|--|---|
| <p>The following are registered trademarks for products of Steelcase Inc. or one of its related corporate entities: 4 o'clock, 900 Series, à la carte, Airtouch, Ally, Amia, Answer, Archipelago, Avenir, Ballet, Bix, Brayton International, Cachet, Canopy, Canto, Chancellor, Coalesse, Confidante, Context, Convene, CopyCam, Criterion, Crushed Can, Currency, dash, Designtex, Details, Detour, Drive, Elective Elements, Ellipse, Ember Chrome, Emerge, E-Table 2, FYI, Garland, Gentry, Ginkgo Biloba, Groupwork, Ideo, Jacket, Jenny, Jersey, Kart, Kick, LaCosta, Leap, LessThanFive, Let's B, LiveBack, Max-Stacker, media:scape, Metro, Migrations, Mitra, Montage, Nurture, Oriana, Parade, Pathways, PCT, Permiso, Player, Portal, Power Pincher, Progeny, Protégé, R2, Rally, Relevant, Reply, Rizzi Arc, Sensor, Series 9000, Siento, Sieste, Sine, Softcare, Springboard, Steelcase, Steelcase Design Partnership, Stella, Stow Davis, Swathmore, Sylvi, TeamWork, Technique, Texpress, Think, Thunder, Topo, Train, turnstone, Underline, Unison, Vecta, Viridian, Walden, Werndl, and X-Stack.</p> | <p>® The following is a registered trademark of Wiremold, West Hartford, CT: Wiremold.</p> <p>® The following is a registered trademark of EMU Group S.P.A., Perugia, Italy: EMU.</p> <p>® The following is a registered trademark of Security People, Inc.: Digilock.</p> <p>® The following are registered trademarks of Natural Capital Partners Europe Limited: CarbonNeutral and the CarbonNeutral Certified logo.</p> | <p>™ The following are trademarks for products of Steelcase Inc. or one of its related corporate entities: Access, Active/Passive Shelf, Agree, Ainsley, Akira, Alcove, Alerion, Alight, Amaris, American Elect, American Tradition, ap40, Arbor, Arriva, Asana, Ascot, Aspekt, Astor, Await, Bassline, B-Free, Bira, Bivi, Bixby, Bottomline, Brody, Brook, Buoy, Burton, c:scape, Calla, Calm, Camber, Campfire, Capa, Cappuccino, Cesar, Chester, Chord, Circa, Clarendon, Classic Rectangular, Clipper, cobí, Collaboration, Community, Company, Convey, Cortex, Coupe, Crea, Crew, Cura, Cypress, Davenport, Dearborn, Deck, Déjà, Denizien, Denska, Derby, DeskWizard, Divisio, Donovan, Dune, Duo, Echo, Edge, Elbrook, Elсна, Empath, Empress, Enea, ёno, EnSync, Enviro, Escapade, Everwall, Exchange, Exponents, Field, Flat Top, FlexFrame, Flip Top, Flute, Folio, FrameOne, FreeFlow, Frontier, Galilei, Gesture, Ginger, Ginkgo, Go Wall, Grip, Groove, Hatchback, Hawthorne, Hitch, Host Collection, Hosu, Huddleboard, i2i, Impact, Indy, InfoLink, IOS, I-Solve, Jack, Jarrah, Jetty, Juice, Kami, Kast, Kathryn, Lagunitas, Lark, L'Attitude, LearnLab, Leela, Lincoln, Linden, LiveSeat, Loria, Lyric, Malibu, Malibu Too, Mansfield, Marathon, Marien152, Martini, Mason, Masque, Migration, Millbrae, Mineral, Mingle, Mistic, Mistic Metal, Mistic Wood, Montara650, Montreal, MoreThanFive, Move, Nadia, Neighbor, nesso, Nickel, Nikko, Nod, Node, Norfolk, Ocular, Ology, Ontrak, Oom, Opus, Orchid, Outlook Collection, Ovation, Paloma, Paperflo, Parliament, Pasio, Passerelle, Patriarch, Payback, Peek, Pile File, Pisa, Pool, Potrero415, PUCK, QiVi, Quba, Radia, Rave, Reed, Regard, Relay, Reunion, Ripple, Riser, Roam, Rocco, Rocky, RoomWizard, Runner, Satellite, Sawyer, ScapeSeries, Senti, Sentinel, Senza, Sequoia, Session, ShareLink, Shield, Shortcut, Sidewalk, SILQ, Skylar, Slumber, Smoke, Snug, Soft Leaf, Sonata, Sorrel, SOTO, Southside, Stationkits, Steelcase Karman, Steelcase Series, Stiletto, Surprise!, Surround, Switch, Symphony, Sync, TagWizard, Tava, TeamStudio, TeamTheater, Tenaro, Tenor, Terrazzo, Theorem, Thread, Topaz, Touchdown, Tour, Tower Too, Trees, Trillium, Trolly, tX2, U-Free, Umami, Underscore, Uno, V.I.A., Verb, Verge, Verlay, Victor2, Visalia, Waldorf, Woodruff, Workspring, WorkValet and X-tenz.</p> | <p>™ The following are trademarks for products of Steelcase Inc. or one of its related corporate entities: Access, Active/Passive Shelf, Agree, Ainsley, Akira, Alcove, Alerion, Alight, Amaris, American Elect, American Tradition, ap40, Arbor, Arriva, Asana, Ascot, Aspekt, Astor, Await, Bassline, B-Free, Bira, Bivi, Bixby, Bottomline, Brody, Brook, Buoy, Burton, c:scape, Calla, Calm, Camber, Campfire, Capa, Cappuccino, Cesar, Chester, Chord, Circa, Clarendon, Classic Rectangular, Clipper, cobí, Collaboration, Community, Company, Convey, Cortex, Coupe, Crea, Crew, Cura, Cypress, Davenport, Dearborn, Deck, Déjà, Denizien, Denska, Derby, DeskWizard, Divisio, Donovan, Dune, Duo, Echo, Edge, Elbrook, Elсна, Empath, Empress, Enea, ёno, EnSync, Enviro, Escapade, Everwall, Exchange, Exponents, Field, Flat Top, FlexFrame, Flip Top, Flute, Folio, FrameOne, FreeFlow, Frontier, Galilei, Gesture, Ginger, Ginkgo, Go Wall, Grip, Groove, Hatchback, Hawthorne, Hitch, Host Collection, Hosu, Huddleboard, i2i, Impact, Indy, InfoLink, IOS, I-Solve, Jack, Jarrah, Jetty, Juice, Kami, Kast, Kathryn, Lagunitas, Lark, L'Attitude, LearnLab, Leela, Lincoln, Linden, LiveSeat, Loria, Lyric, Malibu, Malibu Too, Mansfield, Marathon, Marien152, Martini, Mason, Masque, Migration, Millbrae, Mineral, Mingle, Mistic, Mistic Metal, Mistic Wood, Montara650, Montreal, MoreThanFive, Move, Nadia, Neighbor, nesso, Nickel, Nikko, Nod, Node, Norfolk, Ocular, Ology, Ontrak, Oom, Opus, Orchid, Outlook Collection, Ovation, Paloma, Paperflo, Parliament, Pasio, Passerelle, Patriarch, Payback, Peek, Pile File, Pisa, Pool, Potrero415, PUCK, QiVi, Quba, Radia, Rave, Reed, Regard, Relay, Reunion, Ripple, Riser, Roam, Rocco, Rocky, RoomWizard, Runner, Satellite, Sawyer, ScapeSeries, Senti, Sentinel, Senza, Sequoia, Session, ShareLink, Shield, Shortcut, Sidewalk, SILQ, Skylar, Slumber, Smoke, Snug, Soft Leaf, Sonata, Sorrel, SOTO, Southside, Stationkits, Steelcase Karman, Steelcase Series, Stiletto, Surprise!, Surround, Switch, Symphony, Sync, TagWizard, Tava, TeamStudio, TeamTheater, Tenaro, Tenor, Terrazzo, Theorem, Thread, Topaz, Touchdown, Tour, Tower Too, Trees, Trillium, Trolly, tX2, U-Free, Umami, Underscore, Uno, V.I.A., Verb, Verge, Verlay, Victor2, Visalia, Waldorf, Woodruff, Workspring, WorkValet and X-tenz.</p> | <p>™ The following are trademarks for products of Steelcase Inc. or one of its related corporate entities: Access, Active/Passive Shelf, Agree, Ainsley, Akira, Alcove, Alerion, Alight, Amaris, American Elect, American Tradition, ap40, Arbor, Arriva, Asana, Ascot, Aspekt, Astor, Await, Bassline, B-Free, Bira, Bivi, Bixby, Bottomline, Brody, Brook, Buoy, Burton, c:scape, Calla, Calm, Camber, Campfire, Capa, Cappuccino, Cesar, Chester, Chord, Circa, Clarendon, Classic Rectangular, Clipper, cobí, Collaboration, Community, Company, Convey, Cortex, Coupe, Crea, Crew, Cura, Cypress, Davenport, Dearborn, Deck, Déjà, Denizien, Denska, Derby, DeskWizard, Divisio, Donovan, Dune, Duo, Echo, Edge, Elbrook, Elсна, Empath, Empress, Enea, ёno, EnSync, Enviro, Escapade, Everwall, Exchange, Exponents, Field, Flat Top, FlexFrame, Flip Top, Flute, Folio, FrameOne, FreeFlow, Frontier, Galilei, Gesture, Ginger, Ginkgo, Go Wall, Grip, Groove, Hatchback, Hawthorne, Hitch, Host Collection, Hosu, Huddleboard, i2i, Impact, Indy, InfoLink, IOS, I-Solve, Jack, Jarrah, Jetty, Juice, Kami, Kast, Kathryn, Lagunitas, Lark, L'Attitude, LearnLab, Leela, Lincoln, Linden, LiveSeat, Loria, Lyric, Malibu, Malibu Too, Mansfield, Marathon, Marien152, Martini, Mason, Masque, Migration, Millbrae, Mineral, Mingle, Mistic, Mistic Metal, Mistic Wood, Montara650, Montreal, MoreThanFive, Move, Nadia, Neighbor, nesso, Nickel, Nikko, Nod, Node, Norfolk, Ocular, Ology, Ontrak, Oom, Opus, Orchid, Outlook Collection, Ovation, Paloma, Paperflo, Parliament, Pasio, Passerelle, Patriarch, Payback, Peek, Pile File, Pisa, Pool, Potrero415, PUCK, QiVi, Quba, Radia, Rave, Reed, Regard, Relay, Reunion, Ripple, Riser, Roam, Rocco, Rocky, RoomWizard, Runner, Satellite, Sawyer, ScapeSeries, Senti, Sentinel, Senza, Sequoia, Session, ShareLink, Shield, Shortcut, Sidewalk, SILQ, Skylar, Slumber, Smoke, Snug, Soft Leaf, Sonata, Sorrel, SOTO, Southside, Stationkits, Steelcase Karman, Steelcase Series, Stiletto, Surprise!, Surround, Switch, Symphony, Sync, TagWizard, Tava, TeamStudio, TeamTheater, Tenaro, Tenor, Terrazzo, Theorem, Thread, Topaz, Touchdown, Tour, Tower Too, Trees, Trillium, Trolly, tX2, U-Free, Umami, Underscore, Uno, V.I.A., Verb, Verge, Verlay, Victor2, Visalia, Waldorf, Woodruff, Workspring, WorkValet and X-tenz.</p> | <p>™ The following are trademarks for products of Steelcase Inc. or one of its related corporate entities: Access, Active/Passive Shelf, Agree, Ainsley, Akira, Alcove, Alerion, Alight, Amaris, American Elect, American Tradition, ap40, Arbor, Arriva, Asana, Ascot, Aspekt, Astor, Await, Bassline, B-Free, Bira, Bivi, Bixby, Bottomline, Brody, Brook, Buoy, Burton, c:scape, Calla, Calm, Camber, Campfire, Capa, Cappuccino, Cesar, Chester, Chord, Circa, Clarendon, Classic Rectangular, Clipper, cobí, Collaboration, Community, Company, Convey, Cortex, Coupe, Crea, Crew, Cura, Cypress, Davenport, Dearborn, Deck, Déjà, Denizien, Denska, Derby, DeskWizard, Divisio, Donovan, Dune, Duo, Echo, Edge, Elbrook, Elсна, Empath, Empress, Enea, ёno, EnSync, Enviro, Escapade, Everwall, Exchange, Exponents, Field, Flat Top, FlexFrame, Flip Top, Flute, Folio, FrameOne, FreeFlow, Frontier, Galilei, Gesture, Ginger, Ginkgo, Go Wall, Grip, Groove, Hatchback, Hawthorne, Hitch, Host Collection, Hosu, Huddleboard, i2i, Impact, Indy, InfoLink, IOS, I-Solve, Jack, Jarrah, Jetty, Juice, Kami, Kast, Kathryn, Lagunitas, Lark, L'Attitude, LearnLab, Leela, Lincoln, Linden, LiveSeat, Loria, Lyric, Malibu, Malibu Too, Mansfield, Marathon, Marien152, Martini, Mason, Masque, Migration, Millbrae, Mineral, Mingle, Mistic, Mistic Metal, Mistic Wood, Montara650, Montreal, MoreThanFive, Move, Nadia, Neighbor, nesso, Nickel, Nikko, Nod, Node, Norfolk, Ocular, Ology, Ontrak, Oom, Opus, Orchid, Outlook Collection, Ovation, Paloma, Paperflo, Parliament, Pasio, Passerelle, Patriarch, Payback, Peek, Pile File, Pisa, Pool, Potrero415, PUCK, QiVi, Quba, Radia, Rave, Reed, Regard, Relay, Reunion, Ripple, Riser, Roam, Rocco, Rocky, RoomWizard, Runner, Satellite, Sawyer, ScapeSeries, Senti, Sentinel, Senza, Sequoia, Session, ShareLink, Shield, Shortcut, Sidewalk, SILQ, Skylar, Slumber, Smoke, Snug, Soft Leaf, Sonata, Sorrel, SOTO, Southside, Stationkits, Steelcase Karman, Steelcase Series, Stiletto, Surprise!, Surround, Switch, Symphony, Sync, TagWizard, Tava, TeamStudio, TeamTheater, Tenaro, Tenor, Terrazzo, Theorem, Thread, Topaz, Touchdown, Tour, Tower Too, Trees, Trillium, Trolly, tX2, U-Free, Umami, Underscore, Uno, V.I.A., Verb, Verge, Verlay, Victor2, Visalia, Waldorf, Woodruff, Workspring, WorkValet and X-tenz.</p> | <p>™ The following are trademarks for products of Steelcase Inc. or one of its related corporate entities: Access, Active/Passive Shelf, Agree, Ainsley, Akira, Alcove, Alerion, Alight, Amaris, American Elect, American Tradition, ap40, Arbor, Arriva, Asana, Ascot, Aspekt, Astor, Await, Bassline, B-Free, Bira, Bivi, Bixby, Bottomline, Brody, Brook, Buoy, Burton, c:scape, Calla, Calm, Camber, Campfire, Capa, Cappuccino, Cesar, Chester, Chord, Circa, Clarendon, Classic Rectangular, Clipper, cobí, Collaboration, Community, Company, Convey, Cortex, Coupe, Crea, Crew, Cura, Cypress, Davenport, Dearborn, Deck, Déjà, Denizien, Denska, Derby, DeskWizard, Divisio, Donovan, Dune, Duo, Echo, Edge, Elbrook, Elсна, Empath, Empress, Enea, ёno, EnSync, Enviro, Escapade, Everwall, Exchange, Exponents, Field, Flat Top, FlexFrame, Flip Top, Flute, Folio, FrameOne, FreeFlow, Frontier, Galilei, Gesture, Ginger, Ginkgo, Go Wall, Grip, Groove, Hatchback, Hawthorne, Hitch, Host Collection, Hosu, Huddleboard, i2i, Impact, Indy, InfoLink, IOS, I-Solve, Jack, Jarrah, Jetty, Juice, Kami, Kast, Kathryn, Lagunitas, Lark, L'Attitude, LearnLab, Leela, Lincoln, Linden, LiveSeat, Loria, Lyric, Malibu, Malibu Too, Mansfield, Marathon, Marien152, Martini, Mason, Masque, Migration, Millbrae, Mineral, Mingle, Mistic, Mistic Metal, Mistic Wood, Montara650, Montreal, MoreThanFive, Move, Nadia, Neighbor, nesso, Nickel, Nikko, Nod, Node, Norfolk, Ocular, Ology, Ontrak, Oom, Opus, Orchid, Outlook Collection, Ovation, Paloma, Paperflo, Parliament, Pasio, Passerelle, Patriarch, Payback, Peek, Pile File, Pisa, Pool, Potrero415, PUCK, QiVi, Quba, Radia, Rave, Reed, Regard, Relay, Reunion, Ripple, Riser, Roam, Rocco, Rocky, RoomWizard, Runner, Satellite, Sawyer, ScapeSeries, Senti, Sentinel,</p> |
|---|---|--|--|--|--|---|