



IM# 15-0013422

Mitra™
guest seating

Steelcase
HEALTH



IM#: 15-0013423 | SM: MITRA LOUNGE CHAIR AND SOFA WITH WOOD ARMS (DESIGNTEX FAUX SURE TUSK, SHIRAZ CHERRY); MITRA COMBINATION UNIT AND SINGLE-SEAT CHAIR WITH WOOD ARMS (DESIGNTEX FAUX SURE CADET SEATS, DESIGNTEX PENNINGTON WINTER BACKS, SHIRAZ CHERRY); MITRA FREESTANDING RECTANGULAR AND ROUND DRUM TABLES (SHIRAZ CHERRY)

Smart + Beautiful

The extensive Mitra™ seating collection combines strength and beauty with slim, energetic curves and structural steel inner frames. Mitra arms overhang the legs, creating a comfortable grip for ease of entry and exit from the chair.

Mitra guest seating is available in single, bariatric, multi-seat, easy access and lounge models. The collection also includes a high-back chair and coordinating tables.



IM#: 18-0107247 | SM: MITRA HIGH-BACK CHAIR WITH PLASTIC ARMS (DESIGNTEX CIRCA LIMEADE, CLEAR MAPLE, STERLING DARK SOLID); SONATA SINGLE-SIDED WARDROBE, CUSHION TOP BENCH WITH OPEN STORAGE AND MEDIA UNIT WITH LAMINATE TOP (CLEAR MAPLE, BRISA ASH, ARCTIC WHITE)

Comfort for Patients + Guests

Beauty and breadth of line make Mitra an attractive choice for healthcare organizations seeking to create a cohesive healthcare experience across multiple settings. The collection includes seating and table options for waiting areas, family respite, patient rooms and treatment areas.

Mitra seating features active webbed seat suspension to provide outstanding comfort and back support.

INSIGHT

Patient and guest seating must work hard to serve many people with differing needs.



IM#: 18-0108461

Added Ease + Support

Bariatric and easy access chairs provide extra support and easy entrance and exit, with the same slim design of other Mitra seating. Plastic and solid surface arm options provide additional choice and durability.





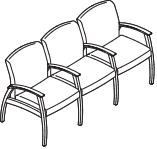


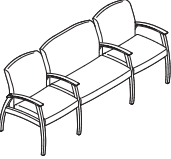
IM#: 15-0013425

Fresh + Classic Surfaces



Designed to complement Mitra seating and unify care space, Mitra tables are available in a variety of shapes and finishes.

STATEMENT OF LINE



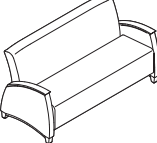
SEATING

| | | | | | |
|--|---|---|---|--|---|
|  |  |  |  |  |  |
| Single-seat | Two-seat | Three-seat | Bariatric | Two-seat bariatric combination unit* | Three-seat bariatric combination unit* |
| Overall depth | 26 1/2" | Overall depth | 26 1/2" | Overall depth | 26 1/2" |
| Overall width | 23 1/4" | Overall width | 44 1/2" | Overall width | 33 1/4" |
| Overall height | 33" | Overall height | 33" | Overall height | 33" |
| Seat depth | 19 1/4" | Seat depth | 19 1/4" | Seat depth | 19 1/4" |
| Seat width | 20" | Seat width | 20"/20"/20" | Seat width | 30" |
| Seat height | 19" | Seat height | 19" | Seat height | 19" |
| Arm height | 25 1/4" | Arm height | 25 1/4" | Arm height | 25 1/4" |

SEATING (CONTINUED)

| | |
|--|---|
|  |  |
| High-back | Easy access |
| Overall depth | 29" |
| Overall width | 23 1/4" |
| Overall height | 45" |
| Seat depth | 19 1/4" |
| Seat width | 20" |
| Seat height | 19" |
| Arm height | 25 1/4" |

LOUNGE SEATING

Lounge chair

Overall depth

30 1/4"

Overall width

29 1/4"

Overall height

33 3/4"

Seat depth

20"

Seat width

23"

Seat height

17 1/4"

Arm height

25 1/4"

Loveseat

Overall depth

30 1/4"

Overall width

47 1/4"

Overall height

33 3/4"

Seat depth

20"

Seat width

41"

Seat height

17 1/4"

Arm height

25 1/4"

Sofa

Overall depth

30 1/4"

Overall width

65 1/4"

Overall height

33 3/4"

Seat depth

20"

Seat width

59"

Seat height





17 1/4"

Arm height





25 1/4"

* Bariatric seat location on two- and three-seat combination units can be specified on left, right or center.

TABLES

| | | | |
|--|---|---|---|
|  |  |  |  |
| Oval | Rectangular | Square | Round |
| Overall depth | 22" | Overall depth | 22" |
| Overall width | 32" | Overall width | 22" |
| Overall height | 16" | Overall height | 16" |























DRUM TABLES

| | | | |
|--|---|---|---|
|  |  |  |  |
| Oval | Rectangular | Square | Round |
| Overall depth | 22" | Overall depth | 22" |
| Overall width | 32" | Overall width | 22" |
| Overall height | 18" | Overall height | 18" |

FEATURES AND BENEFITS

- Guest and lounge chairs feature a generous clean-out space between the seat and back
- Guest seating available with solid maple wood, plastic or solid surface arms
- Lounge seating available with solid maple wood or plastisol arm caps
- Additional options include a moisture barrier and contrasting textiles on seat and back
- All components are field replaceable

SURFACE MATERIALS


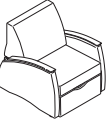
| | | |
|---|---|---|
| WOOD/LAMINATE | PLASTIC (Guest seating only) | SOLID SURFACE (Guest seating only) |
|  Clear Maple |  Platinum Solid |  Glacier White |
|  Blonde on Maple |  Sterling Dark Solid |  Antarctica |
|  Almond Cherry |  Merle |  Linen |
|  Clear Cherry |  Black |  Bisque |
|  Graphite Walnut | |  Canvas |
|  Medium Cherry | PLASTISOL (Lounge seating only) | |
|  Dark Rum Cherry |  Graphite | |
|  Shiraz Cherry |  Taupe | |
|  Clear Walnut |  Black | |
|  Natural Walnut | | |

Colors are representative and may vary slightly from actual material.

Additional solid surface finishes available through the Steelcase Health Graded-In Program. For more information on these and other finishes, fabrics and options, visit us online to view our surface materials tools and *Specification Guide*.

RELATED PRODUCTS

The Mitra family of seating is extensive and includes guest and lounge seating, a recliner and sleeper.

| | |
|---|---|
|  |  |
| Recliner | Sleeper |

SUSTAINABILITY

At its heart, sustainability at Steelcase is about people. It’s about creating and supporting the economic, environmental and social conditions that allow people and communities to reach their full potential.

Research and insights direct our path. It’s not only about creating goods, it’s about creating good. It’s not only about creating value, it’s about living our values. It’s not just about reducing our footprint, it’s about expanding our reach. It’s about creating lasting and meaningful change to enable the long-term wellbeing of current and future generations.

Innovative products and solutions result. In the development of our products, we work to consider each stage of the life cycle: from materials extraction, production, transport, use and reuse, until the end of its life. We demonstrate performance through third-party verified certifications and voluntary product declarations.

Steelcase’s sustainability promises, actions and results are communicated in an annual Corporate Sustainability Report.

SCS Indoor Advantage™ Gold certified for indoor air quality in North America

Level® 2 certified to ANSI/BIFMA e3

Meets the Healthier Hospitals Safer Chemical Challenge *(depending on options; Practice Greenhealth does not verify this information)*



Call 800.333.9939 or visit [SteelcaseHealth.com](https://www.steelcasehealth.com)



Item #16-0000011 12/19 ©2019 Steelcase Inc. All rights reserved. All specifications subject to change without notice.
Trademarks used herein are the property of Steelcase Inc. or of their respective owners. Printed in U.S.A. FSC certified.