



Encouraging Interaction

Designed to support clinicians in action, Sync workstations facilitate collaboration between colleagues, connection to patients and access to the technologies and information vital to quality care.

IM#: 14-0002004



IM#: 14-0002001



IM#: 13-0000182



IM#: 14-0001963



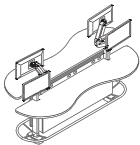
CLINICIANS AT WORK

For clinicians, work is more of a process than a place. Sync™ responds to their real needs and work processes to improve workflow and the care experience. Its adaptable design supports efficiency, collaboration and ergonomics.

FEATURES AND BENEFITS

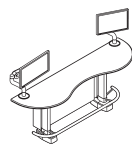
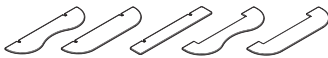
- Double-sided units offer two surface heights, providing choice for user based on task, time and stature
- Single-leg units bolt to the floor and are not dependent on the wall for stability; can be adjusted on site, plus or minus six inches, to suit the space
- Interaction, process and transaction tops support multiple tasks
- Foot ring is standard on all adjustable, 36-inch- and 42-inch-high units
- Units are designed for hardwiring to meet the power requirements of each application
- Slatwall for accessories and tools supports work process and frees up valuable space on the worksurface

STATEMENT OF LINE



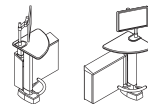
DOUBLE-SIDED BASE

Upper and lower worksurfaces for use with double-sided bases



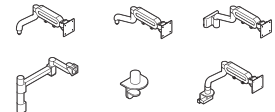
SINGLE-SIDED BASE

Worksurfaces for use with single-sided bases



SINGLE-LEG UNIT

Full arc and scoop worksurfaces for use with both fixed- and adjustable-height single-leg units



MONITOR ARMS

Upper, lower, Slatwall and single flat panel monitor arms, as well as desk clamps to be used with pole monitor arms

SURFACE MATERIALS

LAMINATE

- 2570 Sugarloaf Maple
- 2571 Almond Cherry
- 2572 Samba Cherry
- 2574 Dark Rum Cherry
- 2575 Shiraz Cherry
- 2730 Arctic White
- 2883 Seagull
- 2885 Dune

PAINT

- 4799 Platinum Metallic

SOLID SURFACE

- 2972 Antarctica
- 2973 Linen
- 2974 Canvas
- 2975 Bisque

Colors are representative and may vary slightly from actual material.

For further options visit us online.

SUSTAINABILITY



Sync is made with 63% recycled content, is designed to withstand the demands of healthcare cleaning protocols and is 64% recyclable at the end of its long lifespan. It may contribute to LEED certification for recycled content, regional materials, indoor environmental air quality, furniture and medical furnishings, and sustainable purchasing.

To find out more, visit www.Steelcase.com/sustainability.

Steelcase®
HEALTH

Call 800.333.9939 or visit SteelcaseHealth.com



facebook.com/SteelcaseHealth



twitter.com/SteelcaseHealth



youtube.com/SteelcaseTV