



IM#: 15-0013410

Sequoia™
Outlook™ family of seating

Steelcase
HEALTH



IM#: 15-0013411 | SM: OUTLOOK SEQUOIA SINGLE SEAT WITH RIGHT CONNECTOR, 30"W BARIATRIC WITH LEFT AND RIGHT CONNECTORS, SINGLE SEAT WITH LEFT CONNECTOR, TWO SEAT WITH CENTER ARM, AND SINGLE SEAT STAND-ALONE CHAIRS AND SINGLE SEAT CONTINUOUS-RUN AND SINGLE SEAT END-OF-RUN ADD-ON CHAIRS WITH RIGHT LEGS (DESIGNTEX CIRCA LINEN SEAT, DESIGNTEX PENNINGTON SEASIDE BACK, ALMOND CHERRY); OUTLOOK INTERCONNECTING CORNER TABLES WITH TAPERED LEGS AND WOOD EDGE AND FREESTANDING 24" DIAMETER DRUM TABLE (ALMOND CHERRY); FOLIO CABINETS WITH D-PULLS (ALMOND CHERRY); FOLIO LAMINATE WORKSURFACE (ARCTIC WHITE); ELECTIVE ELEMENTS SINGLE-HIGH OVERHEAD CABINETS WITH LAMINATE CASE (ALMOND CHERRY); ELECTIVE ELEMENTS ORGANIZER SHELVES WITH LAMINATE CASE (ALMOND CHERRY)

Clean + Contemporary

With its clean lines and solid maple wood frame, Outlook Sequoia™ is a pleasing complement to any healthcare environment or aesthetic. Flat reverse bevel arms create an intentional overhang that is easy to grip while entering or exiting the chair.

Sequoia provides attractive, comfortable seating for waiting areas and in the patient room. This extensive collection includes single, bariatric, multi-seat, easy access and high-back models. A glider option is available for stand-alone arm chairs.

INSIGHT

Patient and guest seating must work hard to serve many people with differing needs. Aesthetics also count. Spaces with a sense of warmth and welcome can help put patients and families at ease.



IM#: 15-0013029



IM#: 15-0013412

Made for Healthcare

Sequoia is designed to withstand nonstop use in demanding healthcare spaces. Steel seat frame construction and webbed seat suspension provide comfort and durability. Cleaning is simplified through choice of surface materials as well as generous clean-out space between seats and backs.

Coordinating Tables

Freestanding and interconnected tables with tapered legs complement Sequoia seating and make room for work or personal belongings.

STATEMENT OF LINE

SEATING



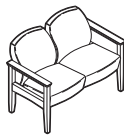
Single-seat

Overall depth	27"
Overall width	25"/29"
Overall height	32"
Seat depth	18 1/2"
Seat width	20 1/4"/24"
Seat height	18"
Arm height	26"



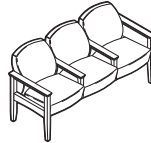
Two-seat
with center arm

Overall depth	27"
Overall width	46 3/4"
Overall height	32"
Seat depth	18 1/2"
Seat width	20 1/4"
Seat height	18"
Arm height	26"



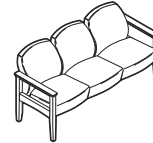
Two-seat
without center arm

Overall depth	27"
Overall width	45"
Overall height	32"
Seat depth	18 1/2"
Seat width	40 1/2"
Seat height	18"
Arm height	26"



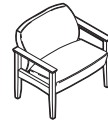
Three-seat
with center arms

Overall depth	27"
Overall width	68 3/4"
Overall height	32"
Seat depth	18 1/2"
Seat width	20 1/4"
Seat height	18"
Arm height	26"



Three-seat
without center arms

Overall depth	27"
Overall width	65 1/4"
Overall height	32"
Seat depth	18 1/2"
Seat width	60 3/4"
Seat height	18"
Arm height	26"



Bariatric

Overall depth	27"
Overall width	35"/45"
Overall height	32"
Seat depth	18 1/2"
Seat width	30/40 1/2"
Seat height	18"
Arm height	26"

SEATING (CONTINUED)



Easy access

Overall depth	27"
Overall width	25"
Overall height	38"
Seat depth	18 1/2"
Seat width	20 1/4"
Seat height	24"
Arm height	32"



High-back

Overall depth	30"
Overall width	25"
Overall height	45 3/4"
Seat depth	18 1/2"
Seat width	20 1/4"
Seat height	18"
Arm height	26"



Bariatric high-back

Overall depth	30"
Overall width	35"
Overall height	45 3/4"
Seat depth	18 1/2"
Seat width	30"
Seat height	18"
Arm height	26"

TABLES (TAPERED LEGS)



Square

Overall dimensions	18"D x 18"W x 21"H
	26"D x 26"W x 16"H
	26"D x 26"W x 21"H



Rectangular

Overall dimensions	20"D x 24"W x 21"H
	18"D x 48"W x 16"H



Round

Overall dimensions	24" W x 21"H
--------------------	--------------



Drum

Overall dimensions	18"W x 18"H
	24"W x 18"H

Add-on versions are available for Sequoia single-seat, two-seat, three-seat and bariatric seating. Additional back heights are available as an option on standard chairs and multi-seat units. High-back chair available with flared, tapered or straight back. Interconnecting tables also available. Please see the *Specification Guide* for more information.

The Outlook family of seating includes five unique frame styles for waiting areas and patient rooms. Visit Steelcase.com to explore them all.

SURFACE MATERIALS

WOOD/LAMINATE

	Clear Maple		Medium Cherry
	Blonde on Maple		Dark Rum Cherry
	Almond Cherry		Shiraz Cherry
	Clear Cherry		Clear Walnut
	Graphite Walnut		Natural Walnut

PLASTIC

	Graphite
	Taupe
	Black

Colors are representative and may vary slightly from actual material.

For more information on these and other finishes, fabrics and options, visit us online to view our surface materials tools and *Specification Guide*.

SUSTAINABILITY



Outlook Sequoia is made with up to 13% recycled content, is designed to withstand the demands of healthcare cleaning protocols and is up to 54% recyclable at the end of its long lifespan. It may contribute to LEED certification for recycled content, regional materials, indoor environmental air quality, furniture and medical furnishings, and sustainable purchasing.

To find out more, visit www.Steelcase.com/sustainability.

Steelcase®
HEALTH

Call 800.333.9939 or visit SteelcaseHealth.com

facebook.com/SteelcaseHealth

twitter.com/SteelcaseHealth

youtube.com/SteelcaseTV