



Vault™

32" undermount double-bowl kitchen sink
K-25940

Features

- 36" minimum base cabinet width
- 5-1/2" (140 mm) deep double-equal bowls
- Rear drain placement increases cabinet storage space underneath sink
- Sink drain with strainer sold separately

Material

- Handcrafted from 18-gauge stainless steel

Installation

- Undermount

Recommended Products/Accessories

- K-8801 Sink drain and strainer with tailpiece
- K-8799 Sink drain and strainer basket
- K-6641 Stainless steel sink rack (Qty 2)

Optional Products/Accessories

- K-9000 P-Trap

Included Components

- 91915 Hardware Kit



ADA

Codes/Standards

ASME A112.19.3/CSA B45.4

ADA

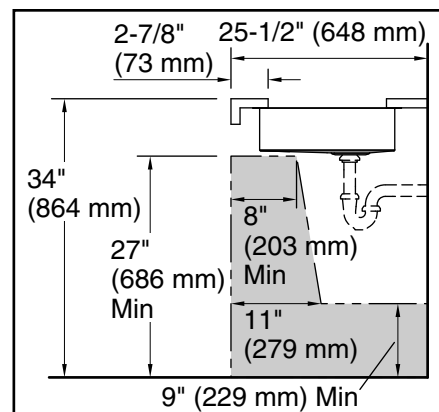
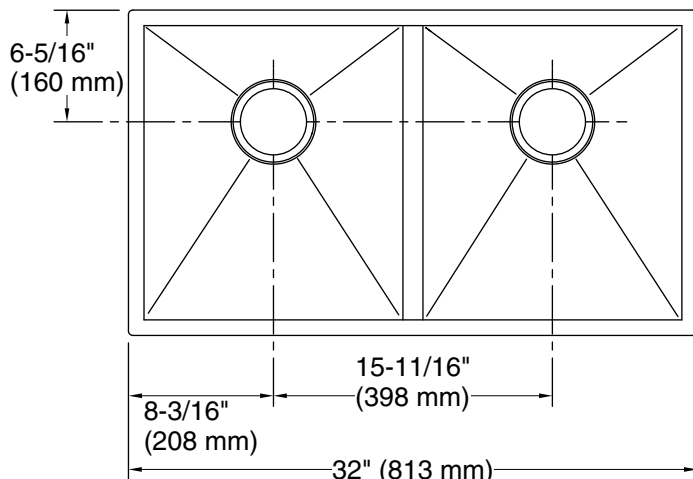
ICC/ANSI A117.1

IAPMO Certification

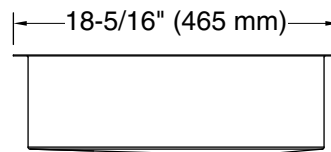
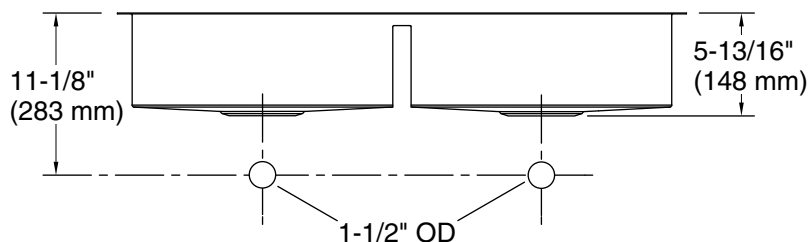
KOHLER® Stainless Steel Sinks

Lifetime Limited Warranty

See website for detailed warranty information.



Recommended ADA Installation



Technical Information

All product dimensions are nominal.

Bowl configuration: Double equal

Min. base cabinet width: 36" (914 mm)

Bowl area (Left): Length: 14-9/16" (370 mm)
Width: 16-9/16" (420 mm)
Bowl depth: 5-1/2" (140 mm)
Water depth: 5-1/2" (140 mm)

Bowl area (Right): Length: 14-9/16" (370 mm)
Width: 16-9/16" (420 mm)
Bowl depth: 5-1/2" (140 mm)

Drain hole: 3-3/4" (94 mm)

Template: Undermount, 1207216-7, required, included

Notes

Install this product according to the installation instructions.

ADA compliant when installed to the specific requirements of these regulations.