

Features

- 0.5 gpm (1.9 lpm) maximum flow rate
- Factory-set 30-second maximum continual run cycle
- Vandal-resistant aerator
- 24" (610 mm) flexible supply hose for easy installation
- 6-3/16" (157 mm) spout reach
- Less drain
- Includes two AAA batteries

Material

- Brass

Technology

- Electronic Insight™ sensor technology for accurate and consistent activation

Installation

- Single-hole mounting
- Above-counter battery and valve for easy installation and maintenance

Recommended Products/Accessories

K-23726 Drain treatment
K-23723 Faucet cleaner

Optional Products/Accessories

1160593 .35 gpm Aerator, Small
1139286 Small Aerated 1.0 gpm (3.8 l/min)
1139287 Small Laminar 1.0 gpm (3.8 l/min)
1053576 Small Aerated 1.5 gpm (5.7 l/min)
1053532 Small Laminar 1.5 gpm (5.7 l/min)
78783 Sealing Washer
1075440 Small Spray 0.5 gpm (1.9 l/min)



ADA

CSA B651

OBC

Codes/Standards



ASME A112.18.1/CSA B125.1
NSF/ANSI/CAN 372
All applicable US Federal and State material regulations
DOE - Energy Policy Act 1992
ADA
ICC/ANSI A117.1
CSA B651
OBC
IAPMO Certification

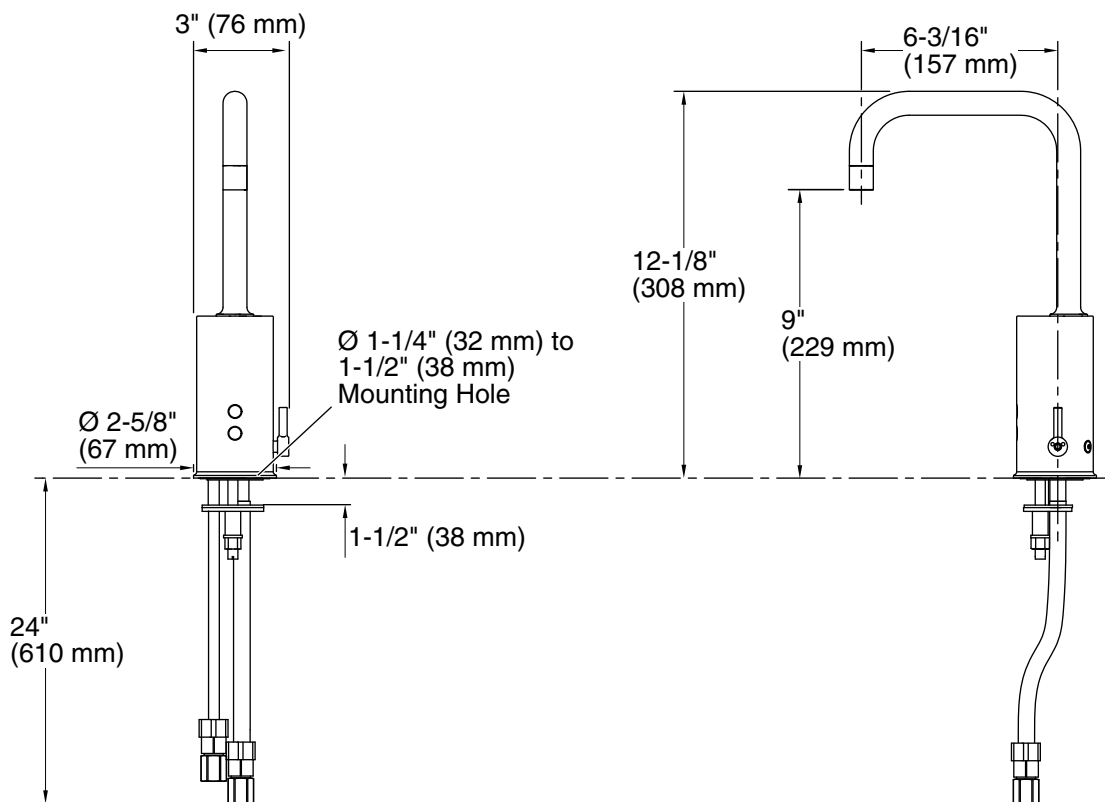
KOHLER® One-Year Limited Warranty

See website for detailed warranty information.

Available Colors/Finishes

Color tiles intended for reference only.

Color	Code	Description
	CP	Polished Chrome
	VS	Vibrant® Stainless



Technical Information

All product dimensions are nominal.

Power source: Battery - DC, included

Faucet:

Flow rate: 0.5 gal/min (1.9 l/min)

Drain included: No

Notes

Install this product according to the installation guide.

A 1-1/4" (32 mm) minimum to 1-1/2" (38 mm) maximum diameter mounting hole is required.

The minimum distance between the back of the faucet spout and the wall must be 1-3/4" (44 mm). This will allow proper clearance for setscrew access.

The maximum distance between the bathroom sink basin edge to the base of the faucet spout must be 1-3/4" (44 mm).

The maximum height of the lip basin should be 3/4" (19 mm).

Product includes rosebud spray aerator. Other aerator styles are available.

ADA, OBC, CSA B651 compliant when installed to the specific requirements of these regulations.