

36 707 782



- 170mm projection
- fixed spout
- rectangular, air-enriched flow
- hole diameter valve 40 mm
- hole diameter spout 40 mm
- individual rosettes 60 x 60 mm
- max. flow 5.7 l/min
- lead-free
- This product can help a building to meet requirements of Green Building Rating Systems, e.g. LEED®, BREEAM®, DGNB

	Brushed Dark Platinum	36 707 782-99
	Chrome	36 707 782-00
	Brushed Platinum	36 707 782-06
	Platinum	36 707 782-08
	Dark Chrome	36 707 782-19
	Brushed Durabronze (23kt Gold)	36 707 782-28
	Brushed Champagne (22kt Gold)	36 707 782-46
	Champagne (22kt Gold)	36 707 782-47

**Required miscellaneous**



**Concealed wall-mounted mixer centred spout -** 35 700 970 90  
 •max. recess depth 150 mm  
 •min. recess depth 110 mm

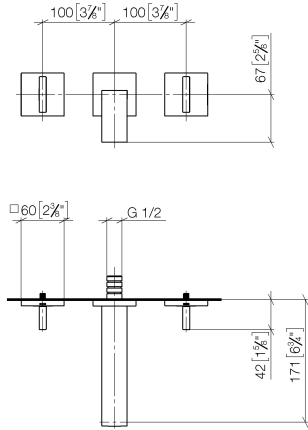
**Required miscellaneous**



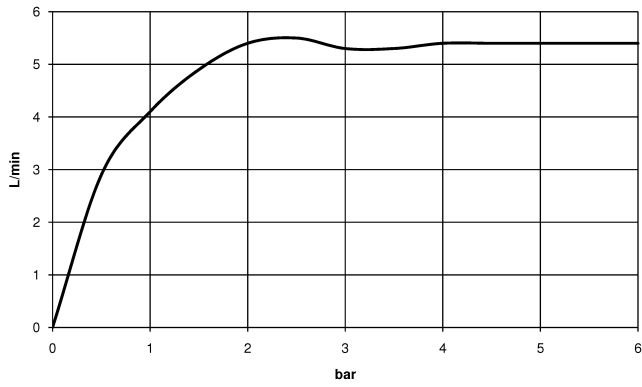
**Concealed wall-mounted mixer variable positioning -** 35 720 970 90  
 •min. recess depth 110 mm  
 •max. recess depth 150 mm

36 707 782

mm [inches]



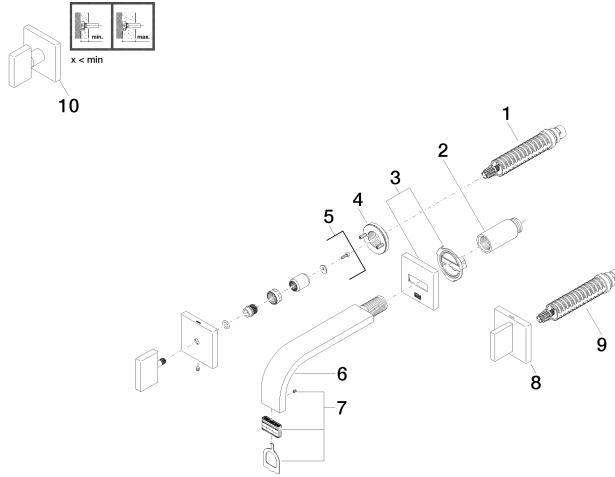
Flow rate chart



Certificates

LGA\_18554.      WRAS\_2204002.      ETA\_19023.

36 707 782



### Spare parts list

No.	Item Number	Name	Quantity used	Delivery time
1	90 90 03 156 00 90	top	1	2
2	09 24 03 081 10 90	extension	1	2
3	90 27 78 035 00-99	rosette	1	50
4	90 21 02 108 00 90	disc	2	2
5	90 20 78 002 07-99	handle ( hot )	1	50
6	04 28 22 150 10-99	spout	1	50
7	90 29 03 109 00 90	aerator	1	2
8	90 20 78 002 06-99	handle ( cold )	1	50
9	90 90 03 157 00 90	top	1	2
10	90 20 78 002 01-99	handle	1	50