



Villager®
60" x 34-1/4" alcove bath, left drain
K-713

Features

- Safeguard® slip-resistant surface provides excellent traction underfoot
- 60" (1524 mm) x 34-1/4" (870 mm) x 14" (356 mm)
- Integral apron for quick installation
- Integral lumbar support
- Integral apron

Material

- KOHLER® enameled cast iron

Installation

- Alcove
- Integral flange
- Left drain

Required Products/Accessories

K-T37391 Rotary-turn bath drain trim
K-T37392 Rotary-turn bath drain trim

or

K-37383 Rough-in cable bath drain, PVC, 30" cable with tubing
K-78438 30" cable bath drain

Recommended Products/Accessories

K-1491 Bath/Whirlpool Pillow
K-1601 Bath/whirlpool footstop, removable
K-7213 27" Cable Bath Drain
K-7214 27" Cable Bath Drain
K-706000-D3 Frameless Sliding Bath Door
K-706000-L 62" H sliding bath door with 1/4"-thick glass
K-706004-D3 Frameless Sliding Bath Door
K-706004-L Frameless Sliding Bath Door
K-702200-6L 58" H sliding bath door with 1/4"-thick glass
K-23726 Drain treatment
K-23725 Cast iron cleaner



ADA

Codes/Standards

ASME A112.19.1/CSA B45.2
ASTM F462
ADA
ICC/ANSI A117.1
IAPMO Certification



KOHLER® Enameled Cast Iron Bath and Shower Base Lifetime Limited Warranty

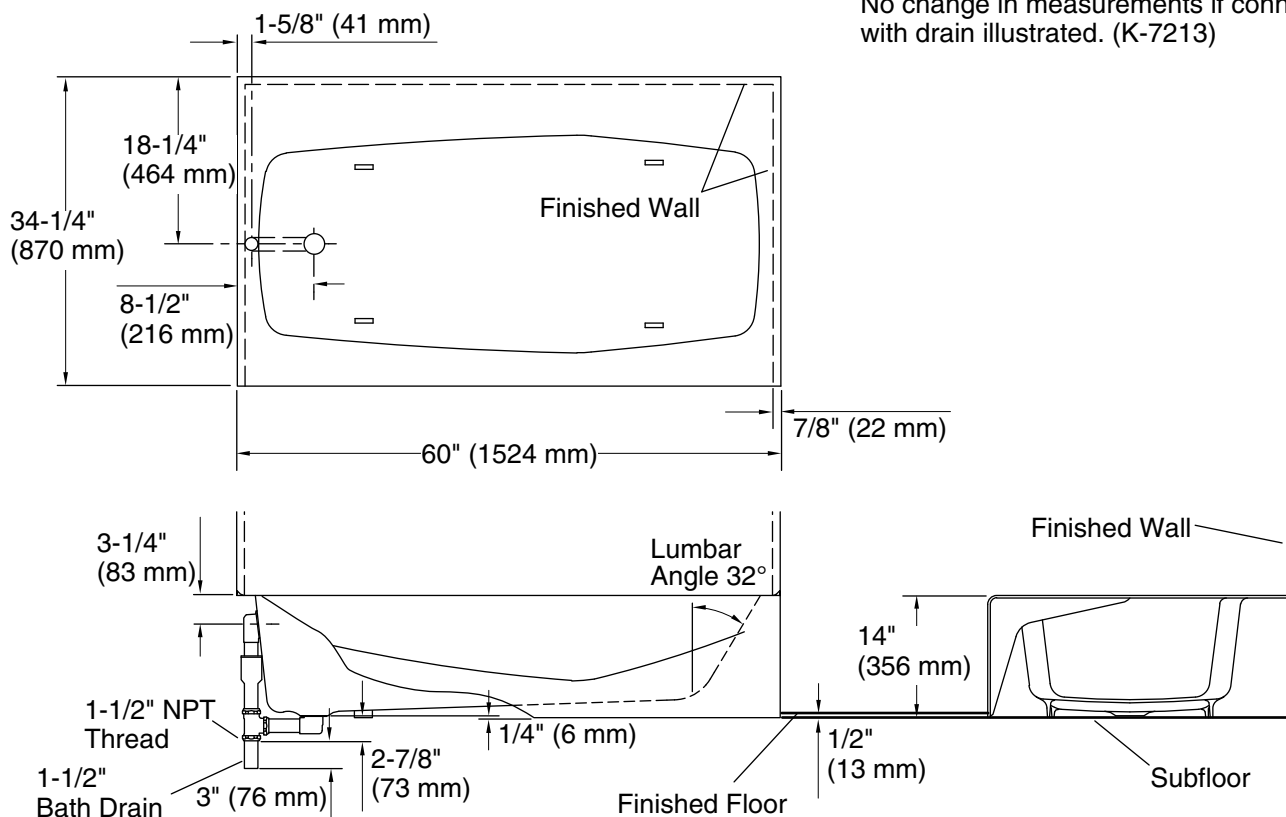
See website for detailed warranty information.

Available Colors/Finishes

Color tiles intended for reference only.

Color	Code	Description
-------	------	-------------

	0	White
	96	Biscuit



No change in measurements if connected with drain illustrated. (K-7213)

Technical Information

All product dimensions are nominal.

Drain location:	Left
Basin area, bottom:	45" x 22" (1143 mm x 559 mm)
Basin area, top:	55" x 24" (1397 mm x 610 mm)
Weight:	330 lbs (149.7 kg)
Minimum floor load:	51 lbs/ft ² (249 kg/m ²)
Water depth:	8-5/8" (219 mm)
Water capacity:	33 gal (124.9 L)
Minimum flat for door:	1-7/8" (47 mm)

Notes

Measure your actual product for rough-in details.

Install this product according to the installation instructions.

The hot water supply should be 70% of the capacity of the bath or greater. Installations will vary.

ADA compliant when installed to the specific requirements of these regulations.