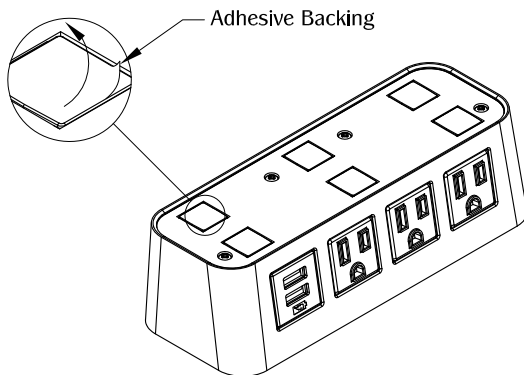


NOTE:

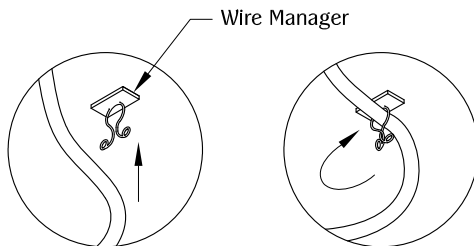
- 6 ft. cord length.
- For use on a normally dry work surface.
- Plug dimension is 1-11/32" X 1-1/32" X 7/8".
- USB-A ports are for charging use only.

2



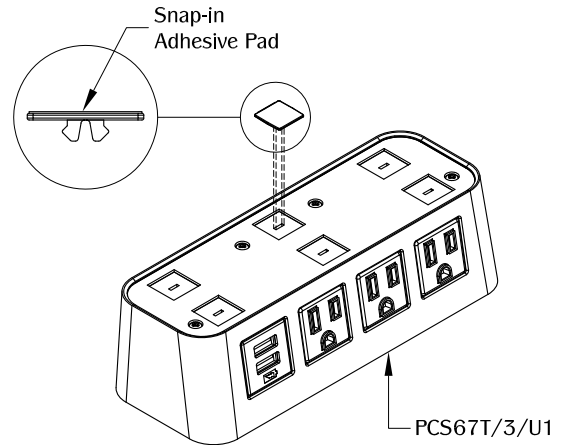
Peel off the adhesive backing on all six snap-in adhesive pads.

4



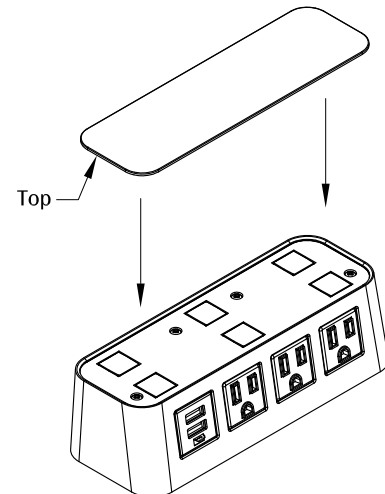
Optional wire manager.

1



Determine the position and location of the unit on the work surface. DO NOT place unit where the cable is strained or trapped. Align the snap-in adhesive pads to the top of the unit.

3



Align the top to the unit. Make sure it is fully leveled onto the top surface. Plug the unit into a nearby outlet and unit is ready for use.

TABLE OF CONTENTS:

 1X PCS67T/3/U1
 2X Top
6X Snap-in Adhesive Pad
 1X Wire Manager