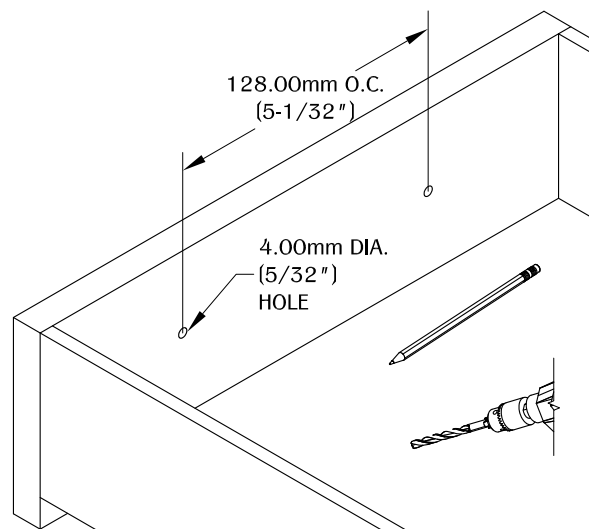


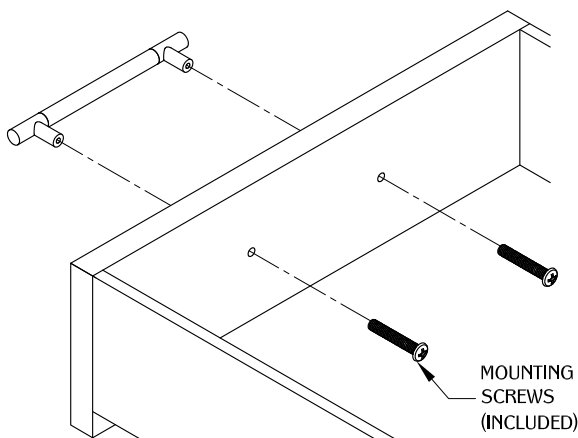
RIGHT VIEW

1



Determine the position and location of the part in the work surface. Mark the mounting positions and drill the holes for the mounting hardware.

2



Use (2) screws to secure the part in to the work surface. Make sure the part is fully level on the work surface.

NOTE:

- Additional mounting screw lengths available upon request.
- Front drawer panel thickness is 19.00mm (3/4") MIN. to 25.40mm (1") MAX.
- Part is handmade and slight variations in textures and color may occur.
- All dimensions have a + / - 1/16" tolerance. We do not recommend drilling or cutting any holes before receiving a product or a product sample.

3

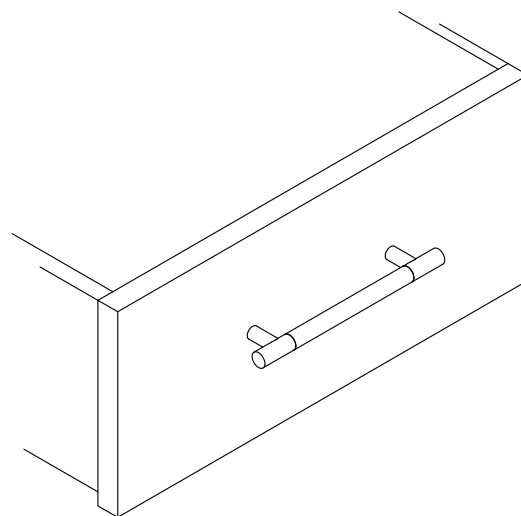
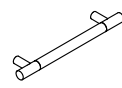



TABLE OF CONTENTS:

1X DP411C
2X 1-3/16" 4mm-70 thread Machine screws