



# Orenda Casegoods



Orenda casegoods combine style, flexibility, and value for a practical yet refined solution. An abundance of forms, components, and finishes offer limitless possibilities for creating offices, conference rooms, and reception areas.

## Features

- Unique thermally fused laminate options
- Contrasting laminate specification
- Four pull options for drawers and doors
- Enhanced aesthetic options with aluminum leg frames and overhead doors
- Several statement of line Reception options
- Unique worksurface shapes (Y-shape, Ellipse)
- Conference room tables in three shapes and several sizes
- Power grommets may be ordered in the tops of all assembled desks, returns, bridges, credenzas and component worksurfaces.
- Complement laminate surfaces with frosted acrylics and anodized aluminum
- Four pull styles available: cubic, integrated, straight, and waterfall

## Construction

- Surfaces and panels feature high-performance thermally fused laminate (TFL), providing a durable, resilient finish.
- Worksurfaces are 1" thick TFL material in woodgrain or solid finishes.
- Laser fused edge banding creates a seamless look. Edge banding coordinates in color with the laminate finish.
- Removable lock cylinders allow for units to be re-keyed at a later date.
- Overhead storage is available in five different cabinet styles: open, laminate hinged doors, aluminum framed hinged doors with acrylic frosted panels, laminate sliding door, or aluminum framed sliding door with frosted acrylic panel.
- Post legs are 6" in diameter and painted black. All other metal leg profiles are finished in anodized aluminum.

## Product Highlights

---



### Timeless Design

Orenda casegoods create sophisticated, efficient workspaces that fit needs without compromising style. Worksurfaces in a variety of shapes, styles, and sizes create an oasis for focused, heads-down work or collaborative conversation.

### Stylize and Store

Orenda provides flexible choices and a wide array of casegood elements that support varied work styles. Storage elements keep worksurfaces uncluttered and securely store virtually anything. Create meaningful meeting spaces with presentation elements that include lecterns, markerboards with doors, and mobile white boards.



### Refined Finishes

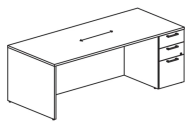
Enhance the inherent aesthetic appeal of Orenda with the sophistication of silver aluminum frames. Create engaging workspaces that feature a curated selection of laminate finishes along with optional use of dual laminates. Orenda offers contemporary options for pulls, accessories, frames, and storage.

# Styles

\*Not all styles and options shown. For the full statement of line, please refer to the price list.

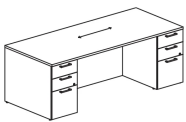
## Desks

### Pedestal



Single  
W 66, 72, 84"  
D 36, 42"  
H 29"

\*Available Left or Right Facing  
with Box/Box/File or File/File

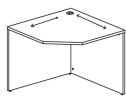


Double  
W 60, 66, 72, 84"  
D 30, 36"  
H 29"

\*Left Pedestal Available with  
Box/Box/File or File/File

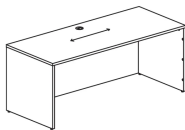
## Desks Shells

### Corner Module

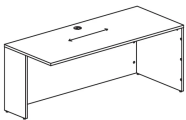


Straight Front  
W 36, 42, 48"  
D 18, 20, 24, 30"

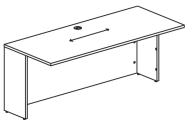
### Rectangle



2 Full End Panels  
W 24, 30, 36, 42, 48, 54, 60,  
66, 72"  
D 30, 36"  
H 29"



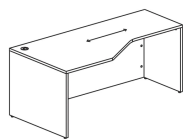
1 Full End Panel  
W 24, 30, 36, 42, 48, 54, 60,  
66, 72"  
D 30, 36"  
H 29"



2 Recessed End Panels  
W 24, 30, 36, 42, 48, 54, 60,  
66, 72"  
D 30, 36"  
H 29"

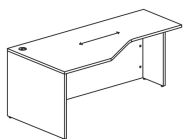


Extended Rectangle



Extended Full End Panel  
W 60, 66, 72"  
W 20, 24, 30"  
D 36"  
H 29"

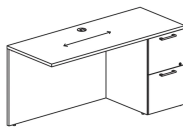
\*Available Left or Right Facing



Extended Panel and Recessed  
End Panel  
W 60, 66, 72"  
W 20, 24, 30"  
D 36"  
H 29"

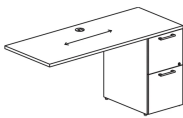
\*Available Left or Right Facing

Returns



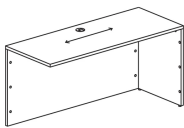
Pedestal and Full Back  
W 30, 36, 42, 48, 54, 60"  
D 20, 24"  
H 29"

\*Available Left or Right Facing  
with Box/Box/File or File/File



Pedestal and Open Back  
W 30, 36, 42, 48, 54, 60"  
D 20, 24"  
H 29"

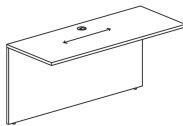
\*Available Left or Right Facing  
with Box/Box/File or File/File



No Pedestal  
W 30, 36, 42, 48, 54, 60"  
D 20, 24"  
H 29"

\*Available Left or Right Facing

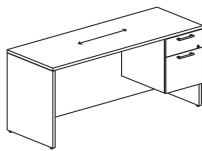
Bridges



Rectangle  
W 30, 36, 42, 48, 54, 60"  
D 20, 24"  
H 29"

Credenzas

Pedestals



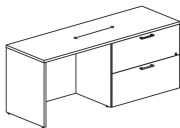
Single  
W 60, 66, 72"  
D 20, 24"  
H 29"



Double  
W 60, 66, 72"  
D 20, 24"  
H 29"

\*Available Left or Right Facing  
with Box/Box/File or File/File

Lateral File



Lateral File  
W 60, 66, 72"  
D 20, 24"  
H 29"

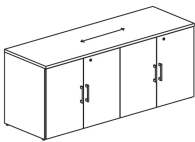
Storage



Lateral Files  
W 60, 72"  
D 20, 24"  
H 29"



Lateral File and Doors  
W 60, 72"  
D 20, 24"  
H 29"



Doors  
W 60, 72"  
D 20, 24"  
H 29"

# Aluminum Frame

## Tables



Rectangle

W 42, 48, 54, 60, 72"  
D 24, 30, 36"  
H 29"



Y

W 60, 66, 72"  
D 36"  
H 29"

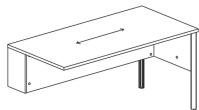
\*Available Left or Right Facing



Ellipse

W 60, 66, 72"  
D 36"  
H 29"

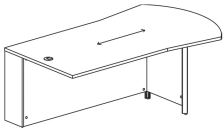
## Returns



Rectangle

W 42, 48, 54, 60"  
D 24, 30"  
H 29"

\*Available Left or Right Facing



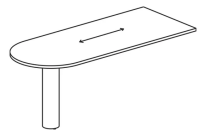
Y

W 60, 66, 72"  
D 36"  
H 29"

\*Available Left or Right Facing


## Table Tops

### D Tops



Suspended

W 48, 54, 60, 66, 72"  
D 24, 30, 36"  
H 29"



Suspended Modesty Panel

W 48, 54, 60, 66, 72"  
D 24, 30, 36"  
H 29"

\*Available Left or Right Facing



End Panel

W 48, 54, 60, 66, 72"  
D 24, 30, 36"  
H 29"

\*Available Left or Right Facing

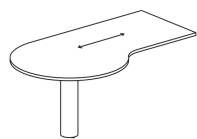


End Panel and Modesty Panel

W 48, 54, 60, 66, 72"  
D 24, 30, 36"  
H 29"

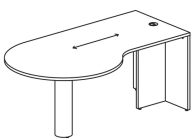
\*Available Left or Right Facing

**P Tops**



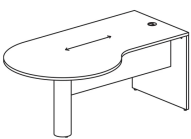
Suspended  
W 60, 66, 72"  
D 30"  
H 29"

\*Available Left or Right Facing



End Panel  
W 60, 66, 72"  
D 30"  
H 29"

\*Available Left or Right Facing

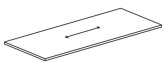


End and Modesty Panel  
W 60, 66, 72"  
D 30"  
H 29"

\*Available Left or Right Facing

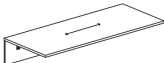
**Rectangle Tops**

\*For height-adjustable tables - base ordered seperately



Top Only  
W 48, 60, 72"  
D 24, 30"  
H 1"

\*Available for Toggle C and T  
base

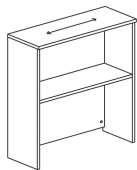


Top and Modesty Panel Only  
W 48, 60, 72"  
D 24, 30"  
H 1"

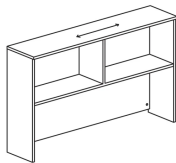
\*Available for Toggle C and T  
base

Storage

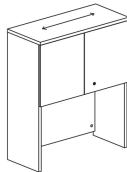
Surface Mount Overhead



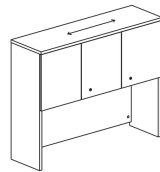
Open Shelf  
W 24, 30, 36, 42"  
D 16"  
H 43"



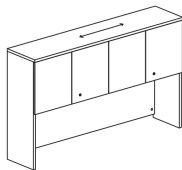
Open Shelf with Divider  
W 48, 54, 60, 66, 72"  
D 16"  
H 43"



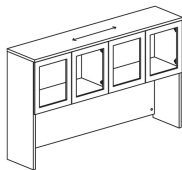
Overhead with 2 Laminate  
Doors  
W 24, 30, 36, 42"  
D 16"  
H 43"



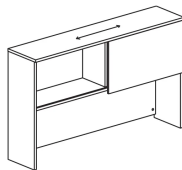
Overhead with 3 Laminate  
Doors  
W 48, 54"  
D 16"  
H 43"



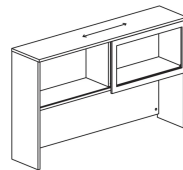
Overhead with 4 Laminate  
Doors  
W 60, 66, 72"  
D 16"  
H 43"



4 Frosted Acrylic Doors  
W 60, 66, 72"  
D 16"  
H 43"



Sliding Laminate Door  
W 48, 54, 60, 66, 72"  
D 16"  
H 43"

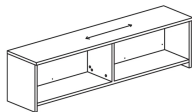


Sliding Acrylic Framed Door  
W 48, 54, 60, 66, 72"  
D 16"  
H 43"

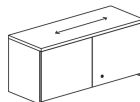
Wall Mounted Overhead



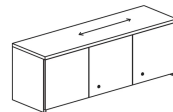
Open Shelf  
W 24, 30, 36, 42"  
D 16"  
H 22"



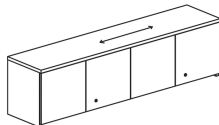
Open Shelf with Divider  
W 48, 54, 60, 66, 72"  
D 16"  
H 22"



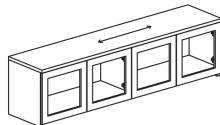
2 Laminate Doors  
W 24, 30, 36, 42"  
D 16"  
H 22"



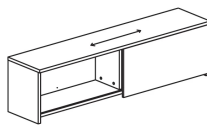
3 Laminate Doors  
W 48, 54"  
D 16"  
H 22"



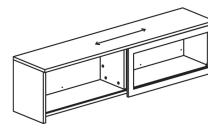
4 Laminate Doors  
W 60, 66, 72"  
D 16"  
H 22"



4 Frosted Acrylic Doors  
W 60, 66, 72"  
D 16"  
H 22"



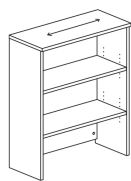
Sliding Laminate Door  
W 48, 54, 60, 66, 72"  
D 16"  
H 22"



Sliding Acrylic Framed Door  
W 48, 54, 60, 66, 72"  
D 16"  
H 22"

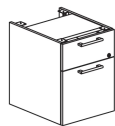


Bookcase

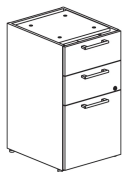


Surface Mount Stack On  
W 30, 36"  
D 16"  
H 43"

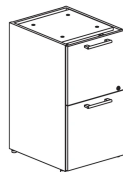
Under Desk



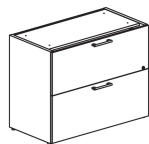
Hanging Pedestal Box/File  
W 15"  
D 19"  
H 19"



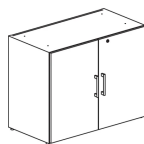
Full Height Pedestal  
Box/Box/File  
W 15"  
D 28"  
H 19"



Full Height Pedestal File/File  
W 15"  
D 28"  
H 19"



2 Drawer Lateral File  
W 30, 36"  
D 28"  
H 19"



2 Door Cabinet  
W 30, 36"  
D 28"  
H 19"

Freestanding



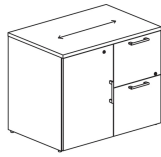
Mobile Pedestal Box/File  
W 15"  
D 19"  
H 22"



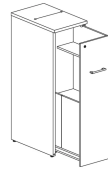
Mobile Pedestal Box/Box/File  
W 15"  
D 19"  
H 28"



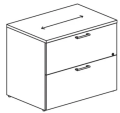
Cabinet  
W 30, 36"  
D 20, 24"  
H 29"



Cabinet and File/File  
W 36"  
D 20, 24"  
H 29"



High Density Cabinet  
W 12, 15"  
D 24, 30"  
H 48"



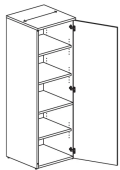
2 Drawers Lateral File  
W 30, 36"  
D 20"  
H 30"



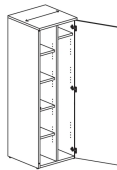
3 Drawers Lateral File  
W 30, 36"  
D 20"  
H 44"



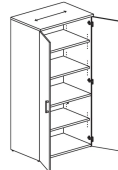
4 Drawers Lateral File  
W 30, 36"  
D 20"  
H 58"



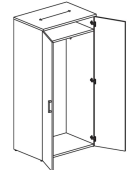
Tower with Shelves  
W 24"  
D 20, 24"  
H 72"



Tower with Wardrobe/Shelves  
W 24"  
D 20, 24"  
H 72"



Tower with 2 Doors  
W 24"  
D 20, 24"  
H 72"

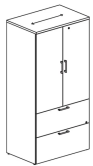


Tower with Wardrobe and 2  
Doors  
W 36"  
D 20, 24"  
H 72"

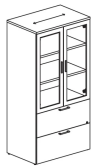
\*Available Left or Right Facing

\*Available Left or Right Facing

\*Available with Black Hanging  
Pole



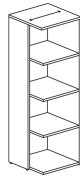
Tower with Lateral File  
W 30, 36"  
D 24"  
H 72"



Tower with Lateral File Framed  
Acrylic Doors  
W 36"  
D 20, 24"  
H 72"



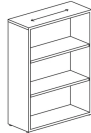
29" High Corner Bookcase  
W 20"  
D 20"  
H 29"



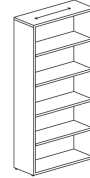
72" High Corner Bookcase  
W 24"  
D 24"  
H 72"



29" High Bookcase  
W 24, 30, 36"  
D 14"  
H 29"



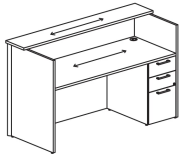
48" High Bookcase  
W 24, 30, 36"  
D 14"  
H 48"



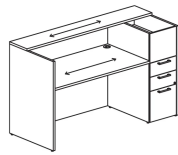
72" High Bookcase  
W 24, 30, 36"  
D 14"  
H 72"

## Reception

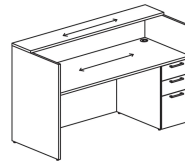
### Workstations



Rectangle Laminate Pedestal  
W 72"  
D 30"  
H 43"

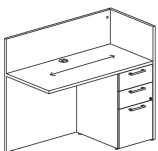


Rectangle Laminate with  
Storage  
W 72"  
D 30"  
H 43"

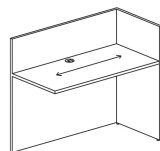


Rectangle Aluminum Frame  
Pedestal  
W 72"  
D 30"  
H 43"

### Returns



Workstation with Pedestal  
W 42, 48"  
D 24"  
H 43"

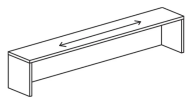


Workstation without Pedestal  
W 42, 48"  
D 24"  
H 43"

\*Available Left or Right Facing

\*Available Left or Right Facing

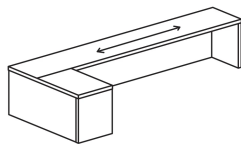
Gallery



Rectangle

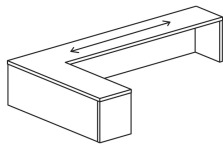
W 24, 30, 36, 42, 48"  
D 12"  
H 14"

Gallery Returns



Rectangle

W 60, 66, 72"  
D 24, 30"  
H 14"

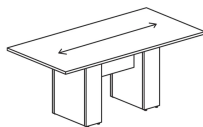


Extended Corner

W 66, 72"  
D 42"  
H 14"

Conference

Laminate Base Tables



Rectangle

W 72, 84, 96, 120, 144"  
D 36, 48"  
H 29"

\*Available with no Power, 1  
Power Module,  
or 2 Power Modules

\*Available with 1 or 1.5" Edge

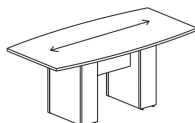


Racetrack

W 72, 84, 96, 120, 144"  
D 36, 48"  
H 29"

\*Available with no Power, 1  
Power Module,  
or 2 Power Modules

\*Available with 1 or 1.5" Edge



Boatshape

W 72, 84, 96, 120, 144"  
D 36, 48"  
H 29"

\*Available with no Power, 1  
Power Module,  
or 2 Power Modules

\*Available with 1 or 1.5" Edge

Aluminum Frame Base



Rectangle

W 72, 84, 96, 120, 144"  
D 36, 48"  
H 29"

\*Available with no Power, 1  
Power Module,  
or 2 Power Modules

\*Available with 1 or 1.5" Edge



Racetrack

W 72, 84, 96, 120, 144"  
D 36, 48"  
H 29"

\*Available with no Power, 1  
Power Module,  
or 2 Power Modules

\*Available with 1 or 1.5" Edge



Boatshape

W 72, 84, 96, 120, 144"  
D 36, 48"  
H 29"

\*Available with no Power, 1  
Power Module,  
or 2 Power Modules

\*Available with 1 or 1.5" Edge

Aluminum Frame Meeting Tables



Round

Dia. 42, 48"  
H 29"



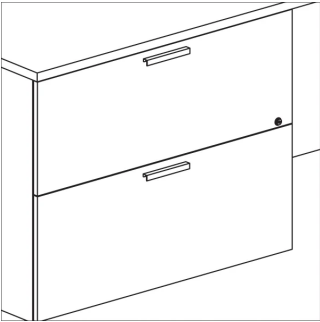
Square

W 42, 48"  
D 42, 48"  
H 29"

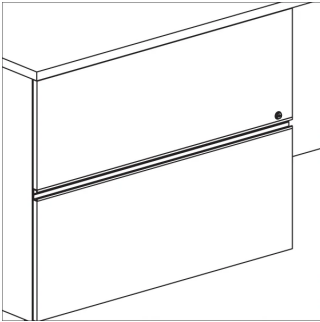


# Options

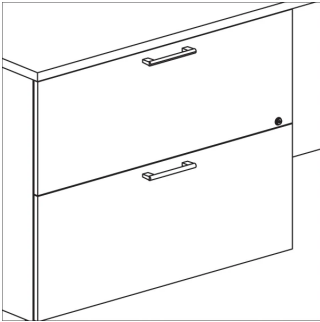
## Pulls



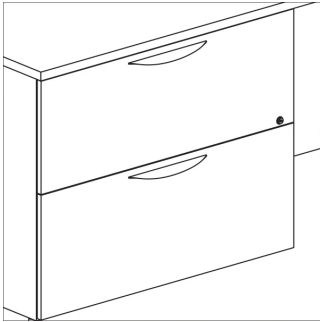
Cubic



Integrated Pull

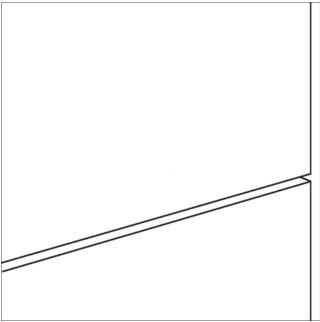


Straight

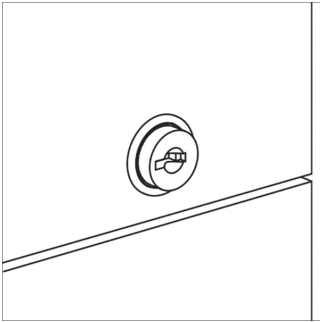


Waterfall

## Lock



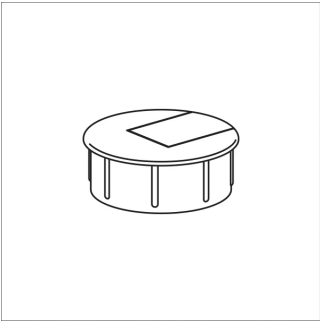
No Lock



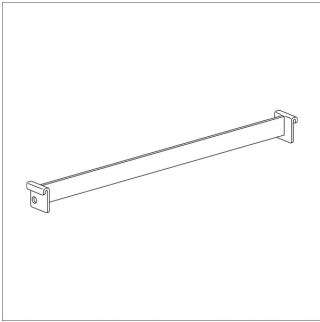
Lock

# Accessories


---



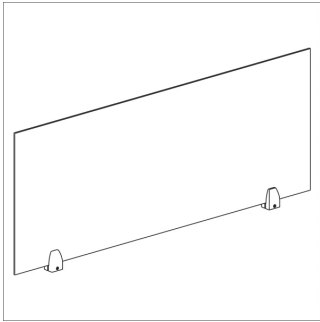
Grommet



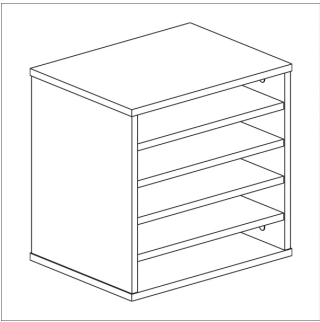
Filing Hardware



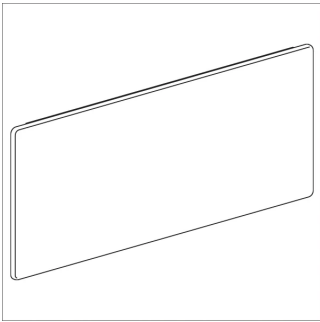
Wire Management



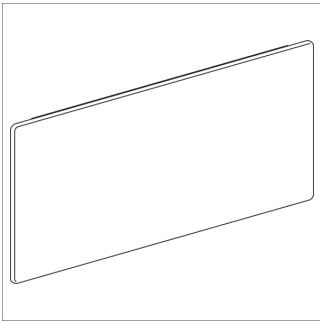
Frosted Acrylic Desktop Screen  
W 12–51, 57–69"  
H 12, 18"



Paper Organizer



Overhead Tackboard



Wall Mount Tackboard

# Document Links

---

## BROCHURE

[View brochure.](#)

## PRICING

[View price list.](#)

## PHOTOGRAPHY

[View image gallery.](#)

## SEE IT SPEC IT

[Create your own virtual spec.](#)

## CAD/REVIT SYMBOLS

[View symbol library.](#)

## TECH SPECS

[View product specifications.](#)

## SUSTAINABILITY

[View environmental data sheet.](#)

## SURFACE MATERIALS

[View approved finishes.](#)

## PLANNING GUIDE

[View planning guide.](#)