



ORENDATM CASEGOODS

PRICE LIST

EFFECTIVE FEBRUARY 21, 2024
800.424.2432

Contents

Refer to KI Terms & Conditions document or visit ki.com.



Contents

Refer to KI Terms & Conditions document or visit ki.com.

Ordering Customer's Own Material (C.O.M.) Upholstery	
Information	3
Orenda™	
Technical Specifications	4
Product Color Options	6
Desks	
Double Pedestal	7
Single Pedestal	9
Desks Shells	
Corner Modules	11
Rectangle	12
Extended Rectangle	16
Extended Bow Front	18
Returns	
Single Pedestal	19
No Pedestal	23
Bridges	
	24
Credenzas	
Single Pedestal	25
Double Pedestal	27
Lateral File	28
Storage	29
Aluminum Frame Tables	
Rectangle	30
Return Rectangle	31
Y-Table	32
Y-Return	33
Ellipse	34
Table Tops	
Top Only for Toggle Bases	35
D-Tops	
Suspended	36
With End Panel	37
With End Panel and Modesty Panel	38
P-Tops	
Suspended	39
With End Panel	40
Overhead Storage	
Surface Mounted Open Shelf	41
Surface Mounted Laminate Doors	42
Surface Mounted Frosted Acrylic Framed Doors	44
Surface Mounted Laminate Sliding Door	45
Surface Mounted Aluminum Sliding Framed Door with Frosted Acrylic Panel	46
Wall Mounted Open Shelf	47
Wall Mounted Laminate Doors	48
Wall Mounted Aluminum Sliding Framed Door with Frosted Acrylic Panel	50
Wall Mounted Laminate Sliding Door	51
Wall Mounted Aluminum Sliding Framed Door with Frosted Acrylic Panel	52
Bookcase Storage	
Stack On	53
Under Desk Storage	
Pedestal Files	54
Lateral File and Cabinet	55
Freestanding Storage	
Mobile Pedestal File	56
Storage Cabinet	57
Storage and File Cabinet	58
Lateral Files	59
Storage Towers	60
Corner Bookcases	65

Bookcases	67
High Density Storage Cabinet	68
Accessories	
Filing Hardware, Grommet, Wire Management, and Lock Sets	69
Desktop Screens	70
Paper Organizer	71
Tackboards	72
LED Task Lights	73
Reception Workstations	
Aluminum Frame	75
Rectangular	76
Laminate Storage	77
Returns with Pedestal	78
Returns No Pedestal	79
Reception Gallery	80
Reception Gallery Returns	81
Complementary Furniture	
Lectern	82
Occasional Tables	83
Service Carts	84
Markerboards	85
Conference Tables	
Laminate Base Tables - Rectangular	86
Laminate Base Tables - Racetrack	87
Laminate Base Tables - Boatshape	88
Aluminum Frame Base Tables - Round and Square	89
Aluminum Frame Base Tables - Rectangular	90
Aluminum Frame Base Tables - Racetrack	91
Aluminum Frame Base Tables - Boatshape	92



How to Specify C.O.M. Upholstery

Textile designs often have intricate patterns. Not all individuals will interpret fabric direction in the same manner.

As a standard procedure, KI cuts fabrics off the roll in a horizontal fashion as shown in Diagram A at the right. By cutting in this fashion, most waste is eliminated. Our requirements for yardage in this book are based on this type of cutting. When directional or patterned fabrics are used, they often require more yardage than solid colors.

By providing KI with a completely filled-out copy of the form on this page, we will be able to expedite your order. We find it particularly helpful with directional or patterned upholstery material. It is critical that copies of this form accompany test quantities as well as production quantities of C.O.M.

C.O.M. must be supplied in continuous yardage.

C.O.M. Testing

KI will require six yards of actual fabric to be submitted for testing. The test will be completed on panels, tackboards, and overheads. For products shipped from Manitowoc, WI facility, ship upholstery material to:

KI Manitowoc
1400 South 41st Street
Manitowoc, WI 54220
Attn: Fabric Testing

C.O.M. Production

Customer’s fabrics must be approved prior to acceptance for production. KI assumes no responsibility for wear, defects, or performance of customer’s own materials. C.O.M. orders are available on a deferred delivery basis.

Orders for production of C.O.M. upholstered products are not scheduled for processing until upholstery material is received. Upon receipt, KI will provide an acknowledgement and an estimated shipping date.

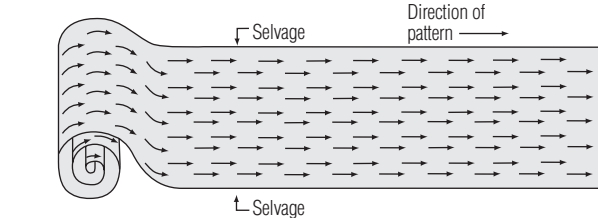


Diagram A

Excess Upholstery Material

KI will dispose of excess upholstery material at the time of shipment unless expressly requested to return it with the product shipment.

Cancelled or Changed Orders

KI assumes no responsibility for extra C.O.M. material due to a change of upholstery or cancellation of an order. It is the customer’s responsibility to arrange for return of this material.

Yardage Specification

The chart on the following page details the yardage requirements for each upholstered item in the price list. To accommodate flaws, wrinkles, and other imperfections, calculate the total yardage and add the appropriate percentage shown below:

1 to 50 yards — Add 5 yards
50 + yards — Add 10% over requirements

C.O.M. Information Form

A copy of this form should accompany test requests and production orders. Please fill it out completely, and, if your order has been acknowledged, provide the acknowledgement number.

In all instances, send this form to the C.O.M. Specialist.

☐ **A** Selvage Top to Bottom

☐ **B** Selvage Side to Side

Purchasing Agent (Dealer or buying organization)

Attention

Address

CityStateZip

Project Name

Type and number of units of each type

Please see information at right and check the appropriate box.

☐ Submitted for testing.

☐ Test approved. Submitted for production.


Purchase Order NumberKI Acknowledgement Number

C.O.M. SHIPPING LOCATION

Architectural Walls	System 3000..... MN	Maestro Stack Chairs GB
	Universal Overheads..... MN	Medical & Laboratory Stools OM
Casegoods	Wireworks MN	MyPlace Lounge SeatingHN
	Unite..... MN	MyWay Seating.....HN
Classroom Furniture	Residence Hall Furniture	Oath Task Chairs and Stools..... GB
	RoomScope Furniture MN	Opt4..... GB
Desking	Screens	Pilot Task Chairs..... OM
	All Terrain..... KP	Promenade Seating SystemBW
Files & Storage	Connection Zone.....BW	Ruckus..... GB
	True/VolitionKP	Sela Lounge SeatingHN
Fixed Seating	Genesis..... KP	Sift Task Chairs GB
	Tattoo..... MN	Signia Task Chairs and StoolsOM
Panel Systems	Universal.....BW	Soltice Metal Collection.....HN
	Seating	Soltice Multiple, Healthcare & Guest .HN
Architectural Walls	400 Series Folding Chairs.....BW	Soltice II Healthcare Seating.....HN
	600 Series Folding Chairs.....BW	SonrisaHN
Casegoods	600 Series StoolsBW	Strive Multiple, Stack & Task GB
	Affina Collection.....HN	SwayBW
Classroom Furniture	Altus Task Chairs..... GB	Tattoo.....HN
	Apply Stack Chairs..... GB	Torsion-on-the-Go! Nesting Chairs GB
Desking	Calida Lounge SeatingHN	Torsion Air Stack and Task Seating GB
	Diem Task Chairs OM	ZoetryHN
Files & Storage	Doni Collection..... GB	
	Gladly Lounge SeatingVQ	
Fixed Seating	Grazie Seating..... GB	
	Hub Modular Lounge SeatingHN	
Panel Systems	Impress Task Chairs..... OM	
	Impress Ultra Task Chairs OM	
Architectural Walls	Jessa Lounge Seating.....HN	
	Jubilee Lounge Seating.....VQ	
Casegoods	Katera Guest Chair..... GB	
	Kurv Benches.....HN	
Classroom Furniture	LaResta Day BedsHN	
	LimeLite..... GB	
Desking	Lyra Lounge Seating..... HN	

KI C.O.M. Manufacturing Site Addresses:

BW KI Bonduel Attn: COM Storage 204 West South St. Bonduel, WI 54107	HN KI High Point Attn: COM Storage 217 Feld Avenue High Point, NC 27263	MN KI Manitowoc Attn: COM Storage 1400 S. 41st St. Manitowoc, WI 54220	VQ KI Attn: COM Fabrics 6892 Marlin Circle La Palma, CA 90623
GB KI Green Bay Attn: COM Storage 1687 Westminster Drive - Gate 3 Green Bay, WI 54302	KP KI Pembroke Attn: COM Storage 1000 Olympic Dr. Pembroke, Ontario K8A6X7	OM KI Attn: COM Storage 1110 S. Mildred Ave. Ontario, CA 91761	



PRODUCT SPECIFICATIONS

Orenda™ Casegoods Collection

February 2024

TECHNICAL SPECIFICATIONS

General Overview

Orenda is a laminate casegoods collection which adds a stylish environment to any workspace. Warm wood grains offers a timeless look while solid finishes and metal accents provide a more contemporary aesthetic. Laminates can be mixed and matched to create a two-toned look. The Orenda line includes desks, desk shells, returns, bridges, credenzas, aluminum frame tables, overhead storage, bookcase storage, under desk storage, freestanding storage, reception workstations, conference tables and various accessories.

Construction

Worksurfaces, tabletops and end panels are constructed of thermally-fused laminate (TFL) over a 1” particle-board core and include edge banding. Conference tabletops are constructed of TFL over either a 1” or 1.5” particle-board core and include edge banding. Exposed vertical surfaces are wood grain or solid laminate in color. Laminate surfaces offer lasting beauty, superior resistance to normal wear, and easy maintenance. Flat edge banding thickness is 1.5 mm ABS. A laser is used to melt a portion of the banding, fusing it to the board and creating a seamless look. Edge banding coordinates in color with the laminate finish. Inner cabinet panel surfaces may be unfinished, may be finished in various colors, and may not include edge banding. Adjustable glides on units account for uneven floors and keep surfaces level.

Most units ship pre-assembled and ready to configure, unless otherwise noted. Product shipped ready to configure will have most hardware and fittings pre-attached for quick and easy installation.

End Panels

Full-height end panels are standard on most units. Recessed end panels are available options on desk shells, extended corner desk shells, and corner units.

Modesty Panels

Modesty panels, constructed of TFL are primarily full-height, from worksurface to the floor. Partial-height modesty panels are 13.75” high on aluminum-frame Y-tables, aluminum-frame ellipse tables, D-shaped and P-shaped tops. Select models offer a no-back, no modesty panel option.

Box Drawer Construction

Pedestals cabinet box drawers feature five-sided drawer construction. Drawer sides and slides are 16” deep. Slide suspensions are full-extension, of ball bearing construction for smooth operation and have a 100 lb load capacity.

File Drawer Construction

Pedestal and lateral file drawers feature five-sided drawer construction. Drawer sides and slides are 16” deep. Slide suspensions are full-extension with over-travel, are of ball bearing construction for smooth operation and have a 150 lb load capacity. No file suspension bars are included and must be ordered separately. Drawers accommodate legal size filing in standard sizes but suspension bars (sold separately) are required for other sizes or orientation.

TECHNICAL SPECIFICATIONS

Overhead Storage

Overhead storage is available in five different cabinet styles: open, laminate hinged doors, aluminum framed hinged doors with acrylic frosted panels, laminate sliding door, or aluminum framed sliding door with frosted acrylic panel. Desktop and wall-mounted overheads each have an internal height clearance of 18¹/₄”. Desktop overheads are secured to tops using foam-core double-sided tape, have an under-shelf clearance of 22³/₄” and have a 2” diameter cut-out in the back for cable management. Task lights are available for installation to overhead storage, and must be ordered separately. Wall-mounted overheads include only hanging bar and instructions, mounting hardware is customer supplied.

Overhead Storage Doors

Anodized aluminum frame doors have a frosted acrylic center panel. Laminate panel doors are constructed of thermally-fused laminate over a particle-board core and include edge banding. Hinges are concealed, are 120-degree swing for laminate doors and 135-degree swing for aluminum-framed doors.

Desktop Screens

Desktop screens are constructed of 1/4” thick frosted acrylic, offered as either 12" or 18" high. Die-cast surface-mounted attachment brackets hold the screen in place. Brackets are secured from underneath using screws through the desk surface.

Tackboards

Tackboards are constructed using 3/4” industrial insulation board, with fabric on the front and a coating on the back for protection.

Grommets

Grommet is a circular surface mounted grommet constructed of plastic. Grommets (black color only) are installed to units at standard grommet hole locations at the factory. Grommet hole is 2³/₄” diameter. Grommet kits may be ordered separately for non-standard grommet locations and are field installed.

Conference Tables

Rectangle, racetrack and boat-shaped tops are offered with either laminate or aluminum frame bases.

Tables and Metal leg options

Post legs are 6” in diameter and painted black. All other leg profiles are finished in anodized aluminum.

Pulls

Four pull options are available:

Cubic Pulls

Anodized aluminum.

Integrated Pulls


Constructed into the fronts of doors and drawers: painted black.

Straight Pulls

Painted silver.

Waterfall Pulls

Painted silver.



TECHNICAL SPECIFICATIONS

Power Modules

Dean In-Surface Power Module
Dean In-Surface power module consists of two simplex receptacle ports (rated at 15 amps/125 volts), one USB-A port and one USB-C port, 2 amps per port, and one available opening for various optional data ports. The module can be adapted to fit various brands of data jacks using the data tree, which ships with Dean in-surface power module. Data connectors are not supplied with the module and are purchased by the customer. The Dean In-Surface module is 8.12” long by 2.31” wide by 2.5” high and fits securely into a 7.81” x 1.93” cutout. The power module is secured to the worksurface with screws from the underside of the table. The module has a molded plastic faceplate with steel trim and an aluminum housing. The Dean In-Surface power module with 3-prong plug is rated at 15 amps/120 volts, and is UL listed.

Cord length is 10' with a 3-prong plug. Color is Black.

Key Options

All Cores and Keys must be order separately. Storage units are specified with the following lock options below:

- NL - No Lock
- WL - Locking - no lock core (ordered separately with kits).

Keyed-Alike Lock Kits (option one)
Determine the number of lock cores needed per area and specify the appropriate kit. Lock sets are sold separately and are field installed.



Top/Standard Laminates

Anthracite Grey	LAG
Bourbon Cherry	LBN
Classic Chocolate	LCS
Friston Ash	LFH
Hazelnut	LHA
Italian Silver Ash	LIT
Karoo	LKR
Kensington Maple	LKM
Monticello Maple	LMT
River Cherry	LRY
Sahara	LSH
Snow	LAS
Totem	LTT
Tuscany Walnut	LTU
Willow Grey	LGL

Base Laminates

Anthracite Grey	LBAG
Bourbon Cherry	LBBN
Classic Chocolate	LBCS
Friston Ash	LBFH
Hazelnut	LBHA
Italian Silver Ash	LBIT
Karoo	LBKR
Kensington Maple	LBKM
Monticello Maple	LBMT
River Cherry	LBRY
Sahara	LBSH
Snow	LBAS
Totem	LBTT
Tuscany Walnut	LBTU
Willow Grey	LBGL

Paint Colors

Black	BL
Silver	SL

Finish Cards

View color swatches for items listed within this document.

Paints

Wood/Veneer

Molded Edges

Hard Plastics

Plastics/Poly

Laminates

Edge Styles

Glass

Certain options referenced may not be available on GSA Schedule.

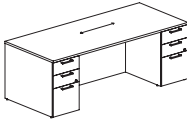
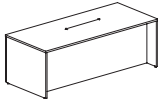
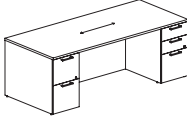
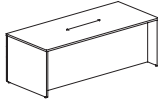
Desks

Double Pedestal



Desks

Double Pedestal

		MODEL NUMBER						
		Basic Model	Pull Option	Lock Option	Top Laminate Color	Base Laminate Color		
MODEL		D x W x H					Approx. Packaged Weight	Delivered Pricing
 	Double Pedestal Desk, Rectangular, 1" TFL Smooth Edge	30x60x29	AKDPRUU3060	<input type="checkbox"/> <input type="checkbox"/> <input type="checkbox"/>	<input type="checkbox"/>	<input type="checkbox"/> <input type="checkbox"/> <input type="checkbox"/>	<input type="checkbox"/> <input type="checkbox"/>	228.0# \$ 2238
		30x66x29	AKDPRUU3066	<input type="checkbox"/> <input type="checkbox"/> <input type="checkbox"/>	<input type="checkbox"/>	<input type="checkbox"/> <input type="checkbox"/> <input type="checkbox"/>	<input type="checkbox"/> <input type="checkbox"/>	260.0# 2280
	• Lock on fronts	30x72x29	AKDPRUU3072	<input type="checkbox"/> <input type="checkbox"/> <input type="checkbox"/>	<input type="checkbox"/>	<input type="checkbox"/> <input type="checkbox"/> <input type="checkbox"/>	<input type="checkbox"/> <input type="checkbox"/>	277.0# 2312
	• Box/box/file in left pedestal; box/box/file in right	36x72x29	AKDPRUU3672	<input type="checkbox"/> <input type="checkbox"/> <input type="checkbox"/>	<input type="checkbox"/>	<input type="checkbox"/> <input type="checkbox"/> <input type="checkbox"/>	<input type="checkbox"/> <input type="checkbox"/>	297.0# 2322
	• Recessed, full-height modesty panel	36x84x29	AKDPRUU3684	<input type="checkbox"/> <input type="checkbox"/> <input type="checkbox"/>	<input type="checkbox"/>	<input type="checkbox"/> <input type="checkbox"/> <input type="checkbox"/>	<input type="checkbox"/> <input type="checkbox"/>	315.0# 2341
	30"D recessed 2.5"							
	36"D recessed 8.3"							
AKDPR								
 	Double Pedestal Desk, Rectangular, 1" TFL Smooth Edge	30x60x29	AKDPRFU3060	<input type="checkbox"/> <input type="checkbox"/> <input type="checkbox"/>	<input type="checkbox"/>	<input type="checkbox"/> <input type="checkbox"/> <input type="checkbox"/>	<input type="checkbox"/> <input type="checkbox"/>	228.0# \$ 2144
		30x66x29	AKDPRFU3066	<input type="checkbox"/> <input type="checkbox"/> <input type="checkbox"/>	<input type="checkbox"/>	<input type="checkbox"/> <input type="checkbox"/> <input type="checkbox"/>	<input type="checkbox"/> <input type="checkbox"/>	260.0# 2167
	• Lock on fronts	30x72x29	AKDPRFU3072	<input type="checkbox"/> <input type="checkbox"/> <input type="checkbox"/>	<input type="checkbox"/>	<input type="checkbox"/> <input type="checkbox"/> <input type="checkbox"/>	<input type="checkbox"/> <input type="checkbox"/>	277.0# 2197
	• File/file in left pedestal; box/box/file in right	36x72x29	AKDPRFU3672	<input type="checkbox"/> <input type="checkbox"/> <input type="checkbox"/>	<input type="checkbox"/>	<input type="checkbox"/> <input type="checkbox"/> <input type="checkbox"/>	<input type="checkbox"/> <input type="checkbox"/>	297.0# 2210
	• Recessed, full-height modesty panel	36x84x29	AKDPRFU3684	<input type="checkbox"/> <input type="checkbox"/> <input type="checkbox"/>	<input type="checkbox"/>	<input type="checkbox"/> <input type="checkbox"/> <input type="checkbox"/>	<input type="checkbox"/> <input type="checkbox"/>	315.0# 2219
	30"D recessed 2.5"							
	36"D recessed 8.3"							
AKDPR								
			A	B	C	D	E	

HOW TO ORDER

Indicate the following information on order form:

- Quantity of each item.
- Model number, including options. See "How To Build a Model Number".
- Any special service required.

Note:

- The ☐ indicates that a choice is required.
- The absence of the ☐ indicates that no choice is required.
- Alpha-numeric characters in place of ☐ indicate that no other alternatives are available.

HOW TO BUILD A MODEL NUMBER

- A**Select basic model.
- B**Select pull option.
- | | |
|-----------|-----------------------------------|
| CA | - Cubic Pull - Anodized Aluminum |
| LK | - Integrated Pull - Black Plastic |
| ZS | - Straight Pull - Painted Silver |
| WS | - Waterfall Pull - Painted Silver |
- C**Select lock option.
- | | |
|-----------|---|
| NL | - No lock |
| WL | - Locking-no lock core (ordered separately with kits) - 2 Locks; add \$50 |
- D**Select top laminate color.
- Refer to the **Product Color Options** page in this price list.
- E**Select base laminate color.
- Refer to the **Product Color Options** page in this price list.

SPECIAL SERVICES

Special Carton Marking

With specially marked information N/C

Shipping

Ships **assembled, FOB KI-Orenda Bolton, ON L7E 1G8, freight prepaid.** Freight class 100.

Specifications and prices are subject to change without prior notice.

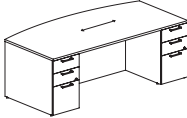

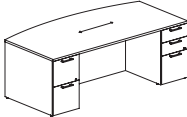
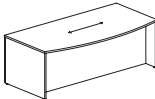
Desks

Double Pedestal



Desks

Double Pedestal

			MODEL NUMBER						
			Basic Model	Pull Option	Lock Option	Top Laminate Color	Base Laminate Color		
 	MODEL	D x W x H						Approx. Packaged Weight	Delivered Pricing
	Double Pedestal Desk, Bow Front, 1" TFL Smooth Edge	36x66x29	AKDPBUU3666	<input type="checkbox"/> <input type="checkbox"/> <input type="checkbox"/>	<input type="checkbox"/>	<input type="checkbox"/> <input type="checkbox"/> <input type="checkbox"/>	<input type="checkbox"/> <input type="checkbox"/> <input type="checkbox"/>	274.0#	\$ 2614
	• Lock on fronts	42x72x29	AKDPBUU4272	<input type="checkbox"/> <input type="checkbox"/> <input type="checkbox"/>	<input type="checkbox"/>	<input type="checkbox"/> <input type="checkbox"/> <input type="checkbox"/>	<input type="checkbox"/> <input type="checkbox"/> <input type="checkbox"/>	303.0#	2712
	• Box/box/file in left pedestal; box/box/file in right	42x84x29	AKDPBUU4284	<input type="checkbox"/> <input type="checkbox"/> <input type="checkbox"/>	<input type="checkbox"/>	<input type="checkbox"/> <input type="checkbox"/> <input type="checkbox"/>	<input type="checkbox"/> <input type="checkbox"/> <input type="checkbox"/>	322.0#	2752
	• Recessed, full-height modesty panel								
	36"D recessed 8.3"								
	42"D recessed 14"								
AKDPB									
 	Double Pedestal Desk, Bow Front, 1" TFL Smooth Edge	36x66x29	AKDPBFU3666	<input type="checkbox"/> <input type="checkbox"/> <input type="checkbox"/>	<input type="checkbox"/>	<input type="checkbox"/> <input type="checkbox"/> <input type="checkbox"/>	<input type="checkbox"/> <input type="checkbox"/> <input type="checkbox"/>	274.0#	\$ 2471
	• Lock on fronts	42x72x29	AKDPBFU4272	<input type="checkbox"/> <input type="checkbox"/> <input type="checkbox"/>	<input type="checkbox"/>	<input type="checkbox"/> <input type="checkbox"/> <input type="checkbox"/>	<input type="checkbox"/> <input type="checkbox"/> <input type="checkbox"/>	303.0#	2570
	• File/file in left pedestal; box/box/file in right	42x84x29	AKDPBFU4284	<input type="checkbox"/> <input type="checkbox"/> <input type="checkbox"/>	<input type="checkbox"/>	<input type="checkbox"/> <input type="checkbox"/> <input type="checkbox"/>	<input type="checkbox"/> <input type="checkbox"/> <input type="checkbox"/>	322.0#	2600
	• Recessed, full-height modesty panel								
	36"D recessed 8.3"								
	42"D recessed 14"								
AKDPB									
			A	B	C	D	E		

HOW TO ORDER

Indicate the following information on order form:

- Quantity of each item.
- Model number, including options. See "How To Build a Model Number".
- Any special service required.

Note:

- The ☐ indicates that a choice is required.
- The absence of the ☐ indicates that no choice is required.
- Alpha-numeric characters in place of ☐ indicate that no other alternatives are available.

HOW TO BUILD A MODEL NUMBER

- A** Select basic model.
- | | |
|-----------|-----------------------------------|
| CA | - Cubic Pull - Anodized Aluminum |
| LK | - Integrated Pull - Black Plastic |
| ZS | - Straight Pull - Painted Silver |
| WS | - Waterfall Pull - Painted Silver |
- C** Select lock option.
- | | |
|-----------|---|
| NL | - No lock |
| WL | - Locking-no lock core (ordered separately with kits) - 2 Locks; add \$50 |
- D** Select top laminate color.
Refer to the **Product Color Options** page in this price list.
- E** Select base laminate color.
Refer to the **Product Color Options** page in this price list.

SPECIAL SERVICES

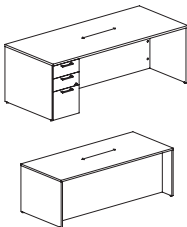
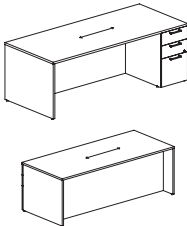
Special Carton Marking

With specially marked information N/C

Shipping
Ships **assembled, FOB KI-Orenda Bolton, ON L7E 1G8, freight prepaid.** Freight class 100.

Specifications and prices are subject to change without prior notice.



			MODEL NUMBER						
MODEL		D x W x H	Basic Model	Pull Option	Lock Option	Top Laminate Color	Base Laminate Color	Approx. Packaged Weight	Delivered Pricing
	Single Pedestal Desk, Rectangle, 1" TFL Smooth Edge <ul style="list-style-type: none">• Lock on fronts• Box/box/file in left pedestal• Recessed, full-height modesty panel30"D recessed 2.5"36"D recessed 8.3"	30x48x29	AKDRSUN3048	<input type="checkbox"/> <input type="checkbox"/> <input type="checkbox"/>	<input type="checkbox"/> <input type="checkbox"/>	<input type="checkbox"/> <input type="checkbox"/> <input type="checkbox"/>	<input type="checkbox"/> <input type="checkbox"/> <input type="checkbox"/>	158.0#	\$ 1601
		30x54x29	AKDRSUN3054	<input type="checkbox"/> <input type="checkbox"/> <input type="checkbox"/>	<input type="checkbox"/> <input type="checkbox"/>	<input type="checkbox"/> <input type="checkbox"/> <input type="checkbox"/>	<input type="checkbox"/> <input type="checkbox"/> <input type="checkbox"/>	178.0#	1606
		30x60x29	AKDRSUN3060	<input type="checkbox"/> <input type="checkbox"/> <input type="checkbox"/>	<input type="checkbox"/> <input type="checkbox"/>	<input type="checkbox"/> <input type="checkbox"/> <input type="checkbox"/>	<input type="checkbox"/> <input type="checkbox"/> <input type="checkbox"/>	198.0#	1613
		30x66x29	AKDRSUN3066	<input type="checkbox"/> <input type="checkbox"/> <input type="checkbox"/>	<input type="checkbox"/> <input type="checkbox"/>	<input type="checkbox"/> <input type="checkbox"/> <input type="checkbox"/>	<input type="checkbox"/> <input type="checkbox"/> <input type="checkbox"/>	206.0#	1633
		30x72x29	AKDRSUN3072	<input type="checkbox"/> <input type="checkbox"/> <input type="checkbox"/>	<input type="checkbox"/> <input type="checkbox"/>	<input type="checkbox"/> <input type="checkbox"/> <input type="checkbox"/>	<input type="checkbox"/> <input type="checkbox"/> <input type="checkbox"/>	214.0#	1629
		36x72x29	AKDRSUN3672	<input type="checkbox"/> <input type="checkbox"/> <input type="checkbox"/>	<input type="checkbox"/> <input type="checkbox"/>	<input type="checkbox"/> <input type="checkbox"/> <input type="checkbox"/>	<input type="checkbox"/> <input type="checkbox"/> <input type="checkbox"/>	234.0#	1661
		36x84x29	AKDRSUN3684	<input type="checkbox"/> <input type="checkbox"/> <input type="checkbox"/>	<input type="checkbox"/> <input type="checkbox"/>	<input type="checkbox"/> <input type="checkbox"/> <input type="checkbox"/>	<input type="checkbox"/> <input type="checkbox"/> <input type="checkbox"/>	273.0#	1707
AKDRS									
	Single Pedestal Desk, Rectangle, 1" TFL Smooth Edge <ul style="list-style-type: none">• Lock on fronts• Box/box/file in right pedestal• Recessed, Full-height modesty panel30"D recessed 2.5"36"D recessed 8.3"	30x48x29	AKDRSNU3048	<input type="checkbox"/> <input type="checkbox"/> <input type="checkbox"/>	<input type="checkbox"/> <input type="checkbox"/>	<input type="checkbox"/> <input type="checkbox"/> <input type="checkbox"/>	<input type="checkbox"/> <input type="checkbox"/> <input type="checkbox"/>	158.0#	\$ 1601
		30x54x29	AKDRSNU3054	<input type="checkbox"/> <input type="checkbox"/> <input type="checkbox"/>	<input type="checkbox"/> <input type="checkbox"/>	<input type="checkbox"/> <input type="checkbox"/> <input type="checkbox"/>	<input type="checkbox"/> <input type="checkbox"/> <input type="checkbox"/>	178.0#	1606
		30x60x29	AKDRSNU3060	<input type="checkbox"/> <input type="checkbox"/> <input type="checkbox"/>	<input type="checkbox"/> <input type="checkbox"/>	<input type="checkbox"/> <input type="checkbox"/> <input type="checkbox"/>	<input type="checkbox"/> <input type="checkbox"/> <input type="checkbox"/>	198.0#	1613
		30x66x29	AKDRSNU3066	<input type="checkbox"/> <input type="checkbox"/> <input type="checkbox"/>	<input type="checkbox"/> <input type="checkbox"/>	<input type="checkbox"/> <input type="checkbox"/> <input type="checkbox"/>	<input type="checkbox"/> <input type="checkbox"/> <input type="checkbox"/>	206.0#	1633
		30x72x29	AKDRSNU3072	<input type="checkbox"/> <input type="checkbox"/> <input type="checkbox"/>	<input type="checkbox"/> <input type="checkbox"/>	<input type="checkbox"/> <input type="checkbox"/> <input type="checkbox"/>	<input type="checkbox"/> <input type="checkbox"/> <input type="checkbox"/>	214.0#	1629
		36x72x29	AKDRSNU3672	<input type="checkbox"/> <input type="checkbox"/> <input type="checkbox"/>	<input type="checkbox"/> <input type="checkbox"/>	<input type="checkbox"/> <input type="checkbox"/> <input type="checkbox"/>	<input type="checkbox"/> <input type="checkbox"/> <input type="checkbox"/>	234.0#	1661
		36x84x29	AKDRSNU3684	<input type="checkbox"/> <input type="checkbox"/> <input type="checkbox"/>	<input type="checkbox"/> <input type="checkbox"/>	<input type="checkbox"/> <input type="checkbox"/> <input type="checkbox"/>	<input type="checkbox"/> <input type="checkbox"/> <input type="checkbox"/>	273.0#	1707
AKDRS									
			A	B	C	D	E		

HOW TO ORDER

Indicate the following information on order form:

- Quantity of each item.
- Model number, including options. See "How To Build a Model Number".
- Any special service required.

Note:

- The ☐ indicates that a choice is required.
- The absence of the ☐ indicates that no choice is required.
- Alpha-numeric characters in place of ☐ indicate that no other alternatives are available.

HOW TO BUILD A MODEL NUMBER

- A** Select basic model.
- B** Select pull option.
- | | |
|-----------|-----------------------------------|
| CA | - Cubic Pull - Anodized Aluminum |
| LK | - Integrated Pull - Black Plastic |
| ZS | - Straight Pull - Painted Silver |
| WS | - Waterfall Pull - Painted Silver |
- C** Select lock option.
- | | |
|-----------|---|
| NL | - No lock |
| WL | - Locking-no lock core (ordered separately with kits) - 1 Lock ; add \$25 |
- D** Select top laminate color.
Refer to the **Product Color Options** page in this price list.
- E** Select base laminate color.
Refer to the **Product Color Options** page in this price list.

SPECIAL SERVICES

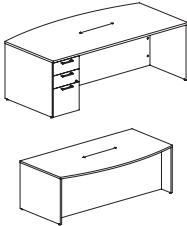
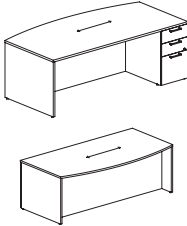
Special Carton Marking

With specially marked information N/C

Shipping
Ships **assembled, FOB KI-Orenda Bolton, ON L7E 1G8, freight prepaid.** Freight class 100.

Specifications and prices are subject to change without prior notice.



		MODEL NUMBER						
		Basic Model	Pull Option	Lock Option	Top Laminate Color	Base Laminate Color		
MODEL	D x W x H						Approx. Packaged Weight	Delivered Pricing
	Single Pedestal Desk, Bow Front, 1" TFL Smooth Edge	36x66x29	AKDSBUN3666	<input type="checkbox"/> <input type="checkbox"/> <input type="checkbox"/>	<input type="checkbox"/> <input type="checkbox"/>	<input type="checkbox"/> <input type="checkbox"/> <input type="checkbox"/>	<input type="checkbox"/> <input type="checkbox"/>	211.0# \$ 1844
	• Lock on fronts	42x72x29	AKDSBUN4272	<input type="checkbox"/> <input type="checkbox"/> <input type="checkbox"/>	<input type="checkbox"/> <input type="checkbox"/>	<input type="checkbox"/> <input type="checkbox"/> <input type="checkbox"/>	<input type="checkbox"/> <input type="checkbox"/>	241.0# 1908
	• Box/box/file in left pedestal	42x84x29	AKDSBUN4284	<input type="checkbox"/> <input type="checkbox"/> <input type="checkbox"/>	<input type="checkbox"/> <input type="checkbox"/>	<input type="checkbox"/> <input type="checkbox"/> <input type="checkbox"/>	<input type="checkbox"/> <input type="checkbox"/>	281.0# 1950
	• Recessed, full-height modesty panel							
	36"D recessed 8.3"							
	42"D recessed 14"							
AKDSB								
	Single Pedestal Desk, Bow Front, 1" TFL Smooth Edge	36x66x29	AKDSBNU3666	<input type="checkbox"/> <input type="checkbox"/> <input type="checkbox"/>	<input type="checkbox"/> <input type="checkbox"/>	<input type="checkbox"/> <input type="checkbox"/> <input type="checkbox"/>	<input type="checkbox"/> <input type="checkbox"/>	211.0# \$ 1844
	• Lock on fronts	42x72x29	AKDSBNU4272	<input type="checkbox"/> <input type="checkbox"/> <input type="checkbox"/>	<input type="checkbox"/> <input type="checkbox"/>	<input type="checkbox"/> <input type="checkbox"/> <input type="checkbox"/>	<input type="checkbox"/> <input type="checkbox"/>	241.0# 1908
	• Box/box/file in right pedestal	42x84x29	AKDSBNU4284	<input type="checkbox"/> <input type="checkbox"/> <input type="checkbox"/>	<input type="checkbox"/> <input type="checkbox"/>	<input type="checkbox"/> <input type="checkbox"/> <input type="checkbox"/>	<input type="checkbox"/> <input type="checkbox"/>	281.0# 1950
	• Recessed, full-height modesty panel							
	36"D recessed 8.3"							
	42"D recessed 14"							
AKDSB								
			A	B	C	D	E	

HOW TO ORDER

- Indicate the following information on order form:
- Quantity of each item.
 - Model number, including options. See "How To Build a Model Number".
 - Any special service required.

Note: • The ☐ indicates that a choice is required.

- The absence of the ☐ indicates that no choice is required.
- Alpha-numeric characters in place of ☐ indicate that no other alternatives are available.

HOW TO BUILD A MODEL NUMBER

- A** Select basic model.
- | | |
|-----------|-----------------------------------|
| CA | - Cubic Pull - Anodized Aluminum |
| LK | - Integrated Pull - Black Plastic |
| ZS | - Straight Pull - Painted Silver |
| WS | - Waterfall Pull - Painted Silver |
- C** Select lock option.
- | | |
|-----------|---|
| NL | - No lock |
| WL | - Locking-no lock core (ordered separately with kits) - 1 Lock ; add \$25 |
- D** Select top laminate color.
Refer to the **Product Color Options** page in this price list.
- E** Select base laminate color.
Refer to the **Product Color Options** page in this price list.

SPECIAL SERVICES

Special Carton Marking

With specially marked information N/C

Shipping
Ships **assembled, FOB KI-Orenda Bolton, ON L7E 1G8, freight prepaid.** Freight class 100.

Specifications and prices are subject to change without prior notice.

			MODEL NUMBER					
MODEL			D x W x W x D	Basic Model	Top Laminate Color	Base Laminate Color	Approx. Packaged Weight	Delivered Pricing
	Corner Module, Curved Front 1" TFL Smooth Edge <ul style="list-style-type: none">• Flush, full-height modesty panel• Grommet located in corner• Unit cannot be free standing	18x36x36x18	AKDSCS18363618	□□□	□□□	91.0#	\$ 766	
		20x36x36x20	AKDSCS20363620	□□□	□□□	91.0#	769	
		24x36x36x24	AKDSCS24363624	□□□	□□□	91.0#	773	
		24x42x42x24	AKDSCS24424224	□□□	□□□	112.0#	846	
		24x42x42x30	AKDSCS24424230	□□□	□□□	112.0#	852	
		30x42x42x24	AKDSCS30424224	□□□	□□□	112.0#	852	
		30x42x42x30	AKDSCS30424230	□□□	□□□	112.0#	855	
		24x48x48x24	AKDSCS24484824	□□□	□□□	135.0#	939	
		24x48x48x30	AKDSCS24484830	□□□	□□□	135.0#	941	
		30x48x48x24	AKDSCS30484824	□□□	□□□	135.0#	941	
	30x48x48x30	AKDSCS30484830	□□□	□□□	135.0#	943		
	Corner Module, Straight Front 1" TFL Smooth Edge <ul style="list-style-type: none">• Flush, full-height modesty panel• Grommet located in corner• Unit cannot be free standing	18x36x36x18	AKDSCZ18363618	□□□	□□□	91.0#	\$ 750	
		20x36x36x20	AKDSCZ20363620	□□□	□□□	91.0#	765	
		24x36x36x24	AKDSCZ24363624	□□□	□□□	91.0#	780	
		24x42x42x24	AKDSCZ24424224	□□□	□□□	112.0#	795	
		24x42x42x30	AKDSCZ24424230	□□□	□□□	112.0#	825	
		30x42x42x24	AKDSCZ30424224	□□□	□□□	112.0#	825	
		30x42x42x30	AKDSCZ30424230	□□□	□□□	112.0#	833	
		24x48x48x24	AKDSCZ24484824	□□□	□□□	135.0#	917	
		24x48x48x30	AKDSCZ24484830	□□□	□□□	135.0#	919	
		30x48x48x24	AKDSCZ30484824	□□□	□□□	135.0#	919	
			30x48x48x30	AKDSCZ30484830	□□□	□□□	135.0#	921

HOW TO ORDER

Indicate the following information on order form:

1. Quantity of each item.
2. Model number, including options. See "How To Build a Model Number".
3. Any special service required.

- The ☐ indicates that a choice is required.
- The absence of the ☐ indicates that no choice is required.
- Alpha-numeric characters in place of ☐ indicate that no other alternatives are available.

HOW TO BUILD A MODEL NUMBER

- A** Select basic model.
- B** Select top laminate color.
Refer to the **Product Color Options** page in this price list.
- C** Select base laminate color.
Refer to the **Product Color Options** page in this price list.

SPECIAL SERVICES

Special Carton Marking

With specially marked information N/C

Shipping

**Ships knocked down, FOB KI-Orenda Bolton, ON
L6T 5T6, freight prepaid. Freight class 100.**

Specifications and prices are subject to change without prior notice.

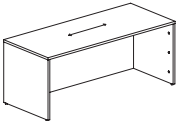
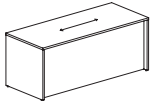
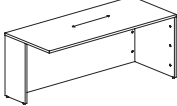
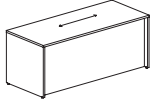
Desks Shells

Rectangle

KI

Desks Shells

Rectangle

		MODEL NUMBER				
		Basic Model	Top Laminate Color	Base Laminate Color		
MODEL		D x W x H				Delivered Pricing
  AKDSR	Desk Shell Rectangle, Recessed Back Panel, 2 Full End Panels, 1" TFL Smooth Edge <ul style="list-style-type: none">Recessed back panel 30"D recessed 2.5" 36"D recessed 8.3"	30x24x29	AKDSRMA3024	<input type="checkbox"/> <input type="checkbox"/> <input type="checkbox"/>	<input type="checkbox"/> <input type="checkbox"/> <input type="checkbox"/>	95.0# \$ 704
		30x30x29	AKDSRMA3030	<input type="checkbox"/> <input type="checkbox"/> <input type="checkbox"/>	<input type="checkbox"/> <input type="checkbox"/> <input type="checkbox"/>	84.0# 735
		30x36x29	AKDSRMA3036	<input type="checkbox"/> <input type="checkbox"/> <input type="checkbox"/>	<input type="checkbox"/> <input type="checkbox"/> <input type="checkbox"/>	92.0# 765
		30x42x29	AKDSRMA3042	<input type="checkbox"/> <input type="checkbox"/> <input type="checkbox"/>	<input type="checkbox"/> <input type="checkbox"/> <input type="checkbox"/>	99.0# 796
		30x48x29	AKDSRMA3048	<input type="checkbox"/> <input type="checkbox"/> <input type="checkbox"/>	<input type="checkbox"/> <input type="checkbox"/> <input type="checkbox"/>	107.0# 827
		30x54x29	AKDSRMA3054	<input type="checkbox"/> <input type="checkbox"/> <input type="checkbox"/>	<input type="checkbox"/> <input type="checkbox"/> <input type="checkbox"/>	103.0# 857
		30x60x29	AKDSRMA3060	<input type="checkbox"/> <input type="checkbox"/> <input type="checkbox"/>	<input type="checkbox"/> <input type="checkbox"/> <input type="checkbox"/>	123.0# 880
		30x66x29	AKDSRMA3066	<input type="checkbox"/> <input type="checkbox"/> <input type="checkbox"/>	<input type="checkbox"/> <input type="checkbox"/> <input type="checkbox"/>	130.0# 900
		30x72x29	AKDSRMA3072	<input type="checkbox"/> <input type="checkbox"/> <input type="checkbox"/>	<input type="checkbox"/> <input type="checkbox"/> <input type="checkbox"/>	138.0# 920
		36x60x29	AKDSRMA3660	<input type="checkbox"/> <input type="checkbox"/> <input type="checkbox"/>	<input type="checkbox"/> <input type="checkbox"/> <input type="checkbox"/>	141.0# 952
		36x66x29	AKDSRMA3666	<input type="checkbox"/> <input type="checkbox"/> <input type="checkbox"/>	<input type="checkbox"/> <input type="checkbox"/> <input type="checkbox"/>	149.0# 977
		36x72x29	AKDSRMA3672	<input type="checkbox"/> <input type="checkbox"/> <input type="checkbox"/>	<input type="checkbox"/> <input type="checkbox"/> <input type="checkbox"/>	158.0# 1001
  AKDSR	Desk Shell Rectangle, Recessed Back Panel, 1 Full End Panel and 1 Recessed Panel, 1" TFL Smooth Edge <ul style="list-style-type: none">Interchangeable end panelsUnit cannot be free standingRecessed back panel 30"D recessed 2.5" 36"D recessed 8.3"	30x24x29	AKDSRMB3024	<input type="checkbox"/> <input type="checkbox"/> <input type="checkbox"/>	<input type="checkbox"/> <input type="checkbox"/> <input type="checkbox"/>	64.0# \$ 704
		30x30x29	AKDSRMB3030	<input type="checkbox"/> <input type="checkbox"/> <input type="checkbox"/>	<input type="checkbox"/> <input type="checkbox"/> <input type="checkbox"/>	72.0# 735
		30x36x29	AKDSRMB3036	<input type="checkbox"/> <input type="checkbox"/> <input type="checkbox"/>	<input type="checkbox"/> <input type="checkbox"/> <input type="checkbox"/>	80.0# 765
		30x42x29	AKDSRMB3042	<input type="checkbox"/> <input type="checkbox"/> <input type="checkbox"/>	<input type="checkbox"/> <input type="checkbox"/> <input type="checkbox"/>	88.0# 796
		30x48x29	AKDSRMB3048	<input type="checkbox"/> <input type="checkbox"/> <input type="checkbox"/>	<input type="checkbox"/> <input type="checkbox"/> <input type="checkbox"/>	95.0# 827
		30x54x29	AKDSRMB3054	<input type="checkbox"/> <input type="checkbox"/> <input type="checkbox"/>	<input type="checkbox"/> <input type="checkbox"/> <input type="checkbox"/>	103.0# 857
		30x60x29	AKDSRMB3060	<input type="checkbox"/> <input type="checkbox"/> <input type="checkbox"/>	<input type="checkbox"/> <input type="checkbox"/> <input type="checkbox"/>	111.0# 880
		30x66x29	AKDSRMB3066	<input type="checkbox"/> <input type="checkbox"/> <input type="checkbox"/>	<input type="checkbox"/> <input type="checkbox"/> <input type="checkbox"/>	119.0# 900
		30x72x29	AKDSRMB3072	<input type="checkbox"/> <input type="checkbox"/> <input type="checkbox"/>	<input type="checkbox"/> <input type="checkbox"/> <input type="checkbox"/>	126.0# 920
		36x60x29	AKDSRMB3660	<input type="checkbox"/> <input type="checkbox"/> <input type="checkbox"/>	<input type="checkbox"/> <input type="checkbox"/> <input type="checkbox"/>	125.0# 952
		36x66x29	AKDSRMB3666	<input type="checkbox"/> <input type="checkbox"/> <input type="checkbox"/>	<input type="checkbox"/> <input type="checkbox"/> <input type="checkbox"/>	133.0# 977
		36x72x29	AKDSRMB3672	<input type="checkbox"/> <input type="checkbox"/> <input type="checkbox"/>	<input type="checkbox"/> <input type="checkbox"/> <input type="checkbox"/>	142.0# 1001

A

B

C

HOW TO ORDER

Indicate the following information on order form:

- Quantity of each item.
- Model number, including options. See "How To Build a Model Number".
- Any special service required.

Note:

- The ☐ indicates that a choice is required.
- The absence of the ☐ indicates that no choice is required.
- Alpha-numeric characters in place of ☐ indicate that no other alternatives are available.

HOW TO BUILD A MODEL NUMBER

- A

Select basic model.
- B

Select top laminate color.
Refer to the **Product Color Options** page in this price list.
- C

Select base laminate color.
Refer to the **Product Color Options** page in this price list.

SPECIAL SERVICES

Special Carton Marking

With specially marked information N/C

Shipping
Ships **knocked down**, **FOB KI-Orenda Bolton, ON L6T 5T6, freight prepaid**. Freight class 100.

Specifications and prices are subject to change without prior notice.

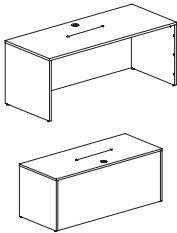
Desks Shells

Rectangle

KI

Desks Shells

Rectangle

		MODEL NUMBER				
		Basic Model	Top Laminate Color	Base Laminate Color		
MODEL	D x W x H				Approx. Packaged Weight	Delivered Pricing
 AKDSR	Desk Shell Rectangle, Flush Back Panel, 2 Full End Panels, 1" TFL Smooth Edge <ul style="list-style-type: none">Center grommet on topFlush back panelFreestanding	20x24x29	AKDSRA2024	<input type="checkbox"/> <input type="checkbox"/> <input type="checkbox"/>	<input type="checkbox"/> <input type="checkbox"/> <input type="checkbox"/>	\$ 639
		20x30x29	AKDSRA2030	<input type="checkbox"/> <input type="checkbox"/> <input type="checkbox"/>	<input type="checkbox"/> <input type="checkbox"/> <input type="checkbox"/>	663
		20x36x29	AKDSRA2036	<input type="checkbox"/> <input type="checkbox"/> <input type="checkbox"/>	<input type="checkbox"/> <input type="checkbox"/> <input type="checkbox"/>	688
		20x42x29	AKDSRA2042	<input type="checkbox"/> <input type="checkbox"/> <input type="checkbox"/>	<input type="checkbox"/> <input type="checkbox"/> <input type="checkbox"/>	712
		20x48x29	AKDSRA2048	<input type="checkbox"/> <input type="checkbox"/> <input type="checkbox"/>	<input type="checkbox"/> <input type="checkbox"/> <input type="checkbox"/>	737
		20x54x29	AKDSRA2054	<input type="checkbox"/> <input type="checkbox"/> <input type="checkbox"/>	<input type="checkbox"/> <input type="checkbox"/> <input type="checkbox"/>	761
		20x60x29	AKDSRA2060	<input type="checkbox"/> <input type="checkbox"/> <input type="checkbox"/>	<input type="checkbox"/> <input type="checkbox"/> <input type="checkbox"/>	786
		20x66x29	AKDSRA2066	<input type="checkbox"/> <input type="checkbox"/> <input type="checkbox"/>	<input type="checkbox"/> <input type="checkbox"/> <input type="checkbox"/>	810
		20x72x29	AKDSRA2072	<input type="checkbox"/> <input type="checkbox"/> <input type="checkbox"/>	<input type="checkbox"/> <input type="checkbox"/> <input type="checkbox"/>	835
		24x24x29	AKDSRA2424	<input type="checkbox"/> <input type="checkbox"/> <input type="checkbox"/>	<input type="checkbox"/> <input type="checkbox"/> <input type="checkbox"/>	643
		24x30x29	AKDSRA2430	<input type="checkbox"/> <input type="checkbox"/> <input type="checkbox"/>	<input type="checkbox"/> <input type="checkbox"/> <input type="checkbox"/>	667
		24x36x29	AKDSRA2436	<input type="checkbox"/> <input type="checkbox"/> <input type="checkbox"/>	<input type="checkbox"/> <input type="checkbox"/> <input type="checkbox"/>	694
		24x42x29	AKDSRA2442	<input type="checkbox"/> <input type="checkbox"/> <input type="checkbox"/>	<input type="checkbox"/> <input type="checkbox"/> <input type="checkbox"/>	721
		24x48x29	AKDSRA2448	<input type="checkbox"/> <input type="checkbox"/> <input type="checkbox"/>	<input type="checkbox"/> <input type="checkbox"/> <input type="checkbox"/>	749
		24x54x29	AKDSRA2454	<input type="checkbox"/> <input type="checkbox"/> <input type="checkbox"/>	<input type="checkbox"/> <input type="checkbox"/> <input type="checkbox"/>	776
		24x60x29	AKDSRA2460	<input type="checkbox"/> <input type="checkbox"/> <input type="checkbox"/>	<input type="checkbox"/> <input type="checkbox"/> <input type="checkbox"/>	807
		24x66x29	AKDSRA2466	<input type="checkbox"/> <input type="checkbox"/> <input type="checkbox"/>	<input type="checkbox"/> <input type="checkbox"/> <input type="checkbox"/>	834
		24x72x29	AKDSRA2472	<input type="checkbox"/> <input type="checkbox"/> <input type="checkbox"/>	<input type="checkbox"/> <input type="checkbox"/> <input type="checkbox"/>	858
		30x24x29	AKDSRA3024	<input type="checkbox"/> <input type="checkbox"/> <input type="checkbox"/>	<input type="checkbox"/> <input type="checkbox"/> <input type="checkbox"/>	691
		30x30x29	AKDSRA3030	<input type="checkbox"/> <input type="checkbox"/> <input type="checkbox"/>	<input type="checkbox"/> <input type="checkbox"/> <input type="checkbox"/>	720
		30x36x29	AKDSRA3036	<input type="checkbox"/> <input type="checkbox"/> <input type="checkbox"/>	<input type="checkbox"/> <input type="checkbox"/> <input type="checkbox"/>	750
		30x42x29	AKDSRA3042	<input type="checkbox"/> <input type="checkbox"/> <input type="checkbox"/>	<input type="checkbox"/> <input type="checkbox"/> <input type="checkbox"/>	779
		30x48x29	AKDSRA3048	<input type="checkbox"/> <input type="checkbox"/> <input type="checkbox"/>	<input type="checkbox"/> <input type="checkbox"/> <input type="checkbox"/>	809
		30x54x29	AKDSRA3054	<input type="checkbox"/> <input type="checkbox"/> <input type="checkbox"/>	<input type="checkbox"/> <input type="checkbox"/> <input type="checkbox"/>	838
		30x60x29	AKDSRA3060	<input type="checkbox"/> <input type="checkbox"/> <input type="checkbox"/>	<input type="checkbox"/> <input type="checkbox"/> <input type="checkbox"/>	868
		30x66x29	AKDSRA3066	<input type="checkbox"/> <input type="checkbox"/> <input type="checkbox"/>	<input type="checkbox"/> <input type="checkbox"/> <input type="checkbox"/>	898
		30x72x29	AKDSRA3072	<input type="checkbox"/> <input type="checkbox"/> <input type="checkbox"/>	<input type="checkbox"/> <input type="checkbox"/> <input type="checkbox"/>	927
		A	B	C		

HOW TO ORDER

Indicate the following information on order form:

- Quantity of each item.
- Model number, including options. See “How To Build a Model Number”.
- Any special service required.

Note:

- The ☐ indicates that a choice is required.
- The absence of the ☐ indicates that no choice is required.
- Alpha-numeric characters in place of ☐ indicate that no other alternatives are available.

HOW TO BUILD A MODEL NUMBER

- A** Select basic model.
- B** Select top laminate color.
Refer to the **Product Color Options** page in this price list.
- C** Select base laminate color.
Refer to the **Product Color Options** page in this price list.

SPECIAL SERVICES

Special Carton Marking

With specially marked information N/C

Shipping
Ships **knocked down**, **FOB KI-Orenda Bolton, ON L6T 5T6, freight prepaid**. Freight class 100.

Specifications and prices are subject to change without prior notice.

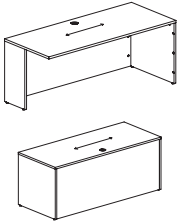
Desks Shells

Rectangle

KI

Desks Shells

Rectangle

		MODEL NUMBER				
		Basic Model	Top Laminate Color	Base Laminate Color		
MODEL	D x W x H				Approx. Packaged Weight	Delivered Pricing
<div></div> <div>AKDSR</div>	Desk Shell Rectangle, Flush Back Panel, 1 Full End Panel and 1 recessed panel, 1” TFL Smooth Edge	20x24x29	AKDSRB2024	<input type="checkbox"/> <input type="checkbox"/> <input type="checkbox"/>	<input type="checkbox"/> <input type="checkbox"/> <input type="checkbox"/>	\$ 639
		20x30x29	AKDSRB2030	<input type="checkbox"/> <input type="checkbox"/> <input type="checkbox"/>	<input type="checkbox"/> <input type="checkbox"/> <input type="checkbox"/>	663
		20x36x29	AKDSRB2036	<input type="checkbox"/> <input type="checkbox"/> <input type="checkbox"/>	<input type="checkbox"/> <input type="checkbox"/> <input type="checkbox"/>	688
		20x42x29	AKDSRB2042	<input type="checkbox"/> <input type="checkbox"/> <input type="checkbox"/>	<input type="checkbox"/> <input type="checkbox"/> <input type="checkbox"/>	712
		20x48x29	AKDSRB2048	<input type="checkbox"/> <input type="checkbox"/> <input type="checkbox"/>	<input type="checkbox"/> <input type="checkbox"/> <input type="checkbox"/>	737
		20x54x29	AKDSRB2054	<input type="checkbox"/> <input type="checkbox"/> <input type="checkbox"/>	<input type="checkbox"/> <input type="checkbox"/> <input type="checkbox"/>	761
		20x60x29	AKDSRB2060	<input type="checkbox"/> <input type="checkbox"/> <input type="checkbox"/>	<input type="checkbox"/> <input type="checkbox"/> <input type="checkbox"/>	786
		20x66x29	AKDSRB2066	<input type="checkbox"/> <input type="checkbox"/> <input type="checkbox"/>	<input type="checkbox"/> <input type="checkbox"/> <input type="checkbox"/>	810
		20x72x29	AKDSRB2072	<input type="checkbox"/> <input type="checkbox"/> <input type="checkbox"/>	<input type="checkbox"/> <input type="checkbox"/> <input type="checkbox"/>	835
		24x24x29	AKDSRB2424	<input type="checkbox"/> <input type="checkbox"/> <input type="checkbox"/>	<input type="checkbox"/> <input type="checkbox"/> <input type="checkbox"/>	643
		24x30x29	AKDSRB2430	<input type="checkbox"/> <input type="checkbox"/> <input type="checkbox"/>	<input type="checkbox"/> <input type="checkbox"/> <input type="checkbox"/>	667
		24x36x29	AKDSRB2436	<input type="checkbox"/> <input type="checkbox"/> <input type="checkbox"/>	<input type="checkbox"/> <input type="checkbox"/> <input type="checkbox"/>	694
		24x42x29	AKDSRB2442	<input type="checkbox"/> <input type="checkbox"/> <input type="checkbox"/>	<input type="checkbox"/> <input type="checkbox"/> <input type="checkbox"/>	721
		24x48x29	AKDSRB2448	<input type="checkbox"/> <input type="checkbox"/> <input type="checkbox"/>	<input type="checkbox"/> <input type="checkbox"/> <input type="checkbox"/>	749
		24x54x29	AKDSRB2454	<input type="checkbox"/> <input type="checkbox"/> <input type="checkbox"/>	<input type="checkbox"/> <input type="checkbox"/> <input type="checkbox"/>	776
		24x60x29	AKDSRB2460	<input type="checkbox"/> <input type="checkbox"/> <input type="checkbox"/>	<input type="checkbox"/> <input type="checkbox"/> <input type="checkbox"/>	807
		24x66x29	AKDSRB2466	<input type="checkbox"/> <input type="checkbox"/> <input type="checkbox"/>	<input type="checkbox"/> <input type="checkbox"/> <input type="checkbox"/>	834
		24x72x29	AKDSRB2472	<input type="checkbox"/> <input type="checkbox"/> <input type="checkbox"/>	<input type="checkbox"/> <input type="checkbox"/> <input type="checkbox"/>	858
		30x24x29	AKDSRB3024	<input type="checkbox"/> <input type="checkbox"/> <input type="checkbox"/>	<input type="checkbox"/> <input type="checkbox"/> <input type="checkbox"/>	691
		30x30x29	AKDSRB3030	<input type="checkbox"/> <input type="checkbox"/> <input type="checkbox"/>	<input type="checkbox"/> <input type="checkbox"/> <input type="checkbox"/>	720
		30x36x29	AKDSRB3036	<input type="checkbox"/> <input type="checkbox"/> <input type="checkbox"/>	<input type="checkbox"/> <input type="checkbox"/> <input type="checkbox"/>	750
		30x42x29	AKDSRB3042	<input type="checkbox"/> <input type="checkbox"/> <input type="checkbox"/>	<input type="checkbox"/> <input type="checkbox"/> <input type="checkbox"/>	779
		30x48x29	AKDSRB3048	<input type="checkbox"/> <input type="checkbox"/> <input type="checkbox"/>	<input type="checkbox"/> <input type="checkbox"/> <input type="checkbox"/>	809
		30x54x29	AKDSRB3054	<input type="checkbox"/> <input type="checkbox"/> <input type="checkbox"/>	<input type="checkbox"/> <input type="checkbox"/> <input type="checkbox"/>	838
		30x60x29	AKDSRB3060	<input type="checkbox"/> <input type="checkbox"/> <input type="checkbox"/>	<input type="checkbox"/> <input type="checkbox"/> <input type="checkbox"/>	868
		30x66x29	AKDSRB3066	<input type="checkbox"/> <input type="checkbox"/> <input type="checkbox"/>	<input type="checkbox"/> <input type="checkbox"/> <input type="checkbox"/>	898
		30x72x29	AKDSRB3072	<input type="checkbox"/> <input type="checkbox"/> <input type="checkbox"/>	<input type="checkbox"/> <input type="checkbox"/> <input type="checkbox"/>	927
		A	B	C		

HOW TO ORDER

Indicate the following information on order form:

- Quantity of each item.
- Model number, including options. See “How To Build a Model Number”.
- Any special service required.

Note:

- The ☐ indicates that a choice is required.
- The absence of the ☐ indicates that no choice is required.
- Alpha-numeric characters in place of ☐ indicate that no other alternatives are available.

HOW TO BUILD A MODEL NUMBER

- A** Select basic model.
- B** Select top laminate color.
Refer to the **Product Color Options** page in this price list.
- C** Select base laminate color.
Refer to the **Product Color Options** page in this price list.

SPECIAL SERVICES

Special Carton Marking

With specially marked information N/C

Shipping
Ships **knocked down**, **FOB KI-Orenda Bolton, ON L6T 5T6, freight prepaid**. Freight class 100.

Specifications and prices are subject to change without prior notice.

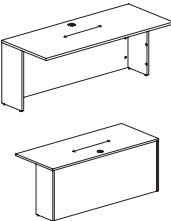
Desks Shells

Rectangle

KI

Desks Shells

Rectangle

		MODEL NUMBER					
		Basic Model	Top Laminate Color	Base Laminate Color			
MODEL		D x W x H				Delivered Pricing	
<div></div> <div>AKDSR</div>	Desk Shell Rectangle, Flush Back Panel, 2 Recessed End Panels, 1" TFL Smooth Edge <ul style="list-style-type: none">Center grommet on topFlush back panelUnit cannot be free standing	20x24x29	AKDSRC2024	<div><div></div><div></div><div></div></div>	<div><div></div><div></div><div></div></div>	48.0#	\$ 639
		20x30x29	AKDSRC2030	<div><div></div><div></div><div></div></div>	<div><div></div><div></div><div></div></div>	54.0#	663
		20x36x29	AKDSRC2036	<div><div></div><div></div><div></div></div>	<div><div></div><div></div><div></div></div>	60.0#	688
		20x42x29	AKDSRC2042	<div><div></div><div></div><div></div></div>	<div><div></div><div></div><div></div></div>	67.0#	712
		20x48x29	AKDSRC2048	<div><div></div><div></div><div></div></div>	<div><div></div><div></div><div></div></div>	73.0#	737
		20x54x29	AKDSRC2054	<div><div></div><div></div><div></div></div>	<div><div></div><div></div><div></div></div>	77.0#	761
		20x60x29	AKDSRC2060	<div><div></div><div></div><div></div></div>	<div><div></div><div></div><div></div></div>	83.0#	786
		20x66x29	AKDSRC2066	<div><div></div><div></div><div></div></div>	<div><div></div><div></div><div></div></div>	89.0#	810
		20x72x29	AKDSRC2072	<div><div></div><div></div><div></div></div>	<div><div></div><div></div><div></div></div>	95.0#	835
		24x24x29	AKDSRC2424	<div><div></div><div></div><div></div></div>	<div><div></div><div></div><div></div></div>	49.0#	643
		24x30x29	AKDSRC2430	<div><div></div><div></div><div></div></div>	<div><div></div><div></div><div></div></div>	55.0#	667
		24x36x29	AKDSRC2436	<div><div></div><div></div><div></div></div>	<div><div></div><div></div><div></div></div>	62.0#	694
		24x42x29	AKDSRC2442	<div><div></div><div></div><div></div></div>	<div><div></div><div></div><div></div></div>	69.0#	721
		24x48x29	AKDSRC2448	<div><div></div><div></div><div></div></div>	<div><div></div><div></div><div></div></div>	76.0#	749
		24x54x29	AKDSRC2454	<div><div></div><div></div><div></div></div>	<div><div></div><div></div><div></div></div>	83.0#	776
		24x60x29	AKDSRC2460	<div><div></div><div></div><div></div></div>	<div><div></div><div></div><div></div></div>	90.0#	807
		24x66x29	AKDSRC2466	<div><div></div><div></div><div></div></div>	<div><div></div><div></div><div></div></div>	97.0#	834
		24x72x29	AKDSRC2472	<div><div></div><div></div><div></div></div>	<div><div></div><div></div><div></div></div>	104.0#	858
		30x24x29	AKDSRC3024	<div><div></div><div></div><div></div></div>	<div><div></div><div></div><div></div></div>	52.0#	691
		30x30x29	AKDSRC3030	<div><div></div><div></div><div></div></div>	<div><div></div><div></div><div></div></div>	60.0#	720
		30x36x29	AKDSRC3036	<div><div></div><div></div><div></div></div>	<div><div></div><div></div><div></div></div>	67.0#	750
		30x42x29	AKDSRC3042	<div><div></div><div></div><div></div></div>	<div><div></div><div></div><div></div></div>	75.0#	779
		30x48x29	AKDSRC3048	<div><div></div><div></div><div></div></div>	<div><div></div><div></div><div></div></div>	83.0#	809
		30x54x29	AKDSRC3054	<div><div></div><div></div><div></div></div>	<div><div></div><div></div><div></div></div>	91.0#	838
		30x60x29	AKDSRC3060	<div><div></div><div></div><div></div></div>	<div><div></div><div></div><div></div></div>	98.0#	868
		30x66x29	AKDSRC3066	<div><div></div><div></div><div></div></div>	<div><div></div><div></div><div></div></div>	106.0#	898
		30x72x29	AKDSRC3072	<div><div></div><div></div><div></div></div>	<div><div></div><div></div><div></div></div>	115.0#	927
		<div>A</div>	<div>B</div>	<div>C</div>			

HOW TO ORDER

Indicate the following information on order form:

- Quantity of each item.
- Model number, including options. See “How To Build a Model Number”.
- Any special service required.

Note:

- The ☐ indicates that a choice is required.
- The absence of the ☐ indicates that no choice is required.
- Alpha-numeric characters in place of ☐ indicate that no other alternatives are available.

HOW TO BUILD A MODEL NUMBER

- A** Select basic model.
- B** Select top laminate color.
Refer to the **Product Color Options** page in this price list.
- C** Select base laminate color.
Refer to the **Product Color Options** page in this price list.

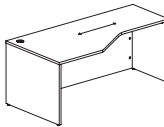
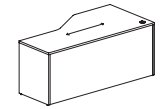
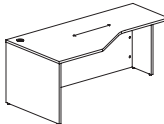
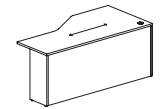
SPECIAL SERVICES

Special Carton Marking

With specially marked information N/C

Shipping
Ships **knocked down**, **FOB KI-Orenda Bolton, ON L6T 5T6, freight prepaid**. Freight class 100.

Specifications and prices are subject to change without prior notice.

			MODEL NUMBER				
MODEL		D x W1 x W2 x H	Basic Model	Top Laminate Color	Base Laminate Color	Approx. Packaged Weight	Delivered Pricing
 	Desk Shell Rectangle Extended Right Full End Panel, 1" TFL Smooth Edge <ul style="list-style-type: none">• Corner grommet• Flush back panel• Freestanding	36x60x20x29	AKDERRA366020	<input type="checkbox"/> <input type="checkbox"/> <input type="checkbox"/>	<input type="checkbox"/> <input type="checkbox"/> <input type="checkbox"/>	130.0#	\$ 1055
		36x60x24x29	AKDERRA366024	<input type="checkbox"/> <input type="checkbox"/> <input type="checkbox"/>	<input type="checkbox"/> <input type="checkbox"/> <input type="checkbox"/>	133.0#	1055
		36x60x30x29	AKDERRA366030	<input type="checkbox"/> <input type="checkbox"/> <input type="checkbox"/>	<input type="checkbox"/> <input type="checkbox"/> <input type="checkbox"/>	136.0#	1064
		36x66x20x29	AKDERRA366620	<input type="checkbox"/> <input type="checkbox"/> <input type="checkbox"/>	<input type="checkbox"/> <input type="checkbox"/> <input type="checkbox"/>	139.0#	1107
		36x66x24x29	AKDERRA366624	<input type="checkbox"/> <input type="checkbox"/> <input type="checkbox"/>	<input type="checkbox"/> <input type="checkbox"/> <input type="checkbox"/>	142.0#	1107
		36x66x30x29	AKDERRA366630	<input type="checkbox"/> <input type="checkbox"/> <input type="checkbox"/>	<input type="checkbox"/> <input type="checkbox"/> <input type="checkbox"/>	145.0#	1116
		36x72x20x29	AKDERRA367220	<input type="checkbox"/> <input type="checkbox"/> <input type="checkbox"/>	<input type="checkbox"/> <input type="checkbox"/> <input type="checkbox"/>	147.0#	1159
		36x72x24x29	AKDERRA367224	<input type="checkbox"/> <input type="checkbox"/> <input type="checkbox"/>	<input type="checkbox"/> <input type="checkbox"/> <input type="checkbox"/>	150.0#	1159
		36x72x30x29	AKDERRA367230	<input type="checkbox"/> <input type="checkbox"/> <input type="checkbox"/>	<input type="checkbox"/> <input type="checkbox"/> <input type="checkbox"/>	153.0#	1168
AKDER							
 	Desk Shell Rectangle Extended Right Recessed End Panel, 1" TFL Smooth Edge <ul style="list-style-type: none">• Corner grommet• Flush back panel• Unit cannot be free standing	36x60x20x29	AKDERRB366020	<input type="checkbox"/> <input type="checkbox"/> <input type="checkbox"/>	<input type="checkbox"/> <input type="checkbox"/> <input type="checkbox"/>	126.0#	\$ 1055
		36x60x24x29	AKDERRB366024	<input type="checkbox"/> <input type="checkbox"/> <input type="checkbox"/>	<input type="checkbox"/> <input type="checkbox"/> <input type="checkbox"/>	126.0#	1055
		36x60x30x29	AKDERRB366030	<input type="checkbox"/> <input type="checkbox"/> <input type="checkbox"/>	<input type="checkbox"/> <input type="checkbox"/> <input type="checkbox"/>	136.0#	1064
		36x66x20x29	AKDERRB366620	<input type="checkbox"/> <input type="checkbox"/> <input type="checkbox"/>	<input type="checkbox"/> <input type="checkbox"/> <input type="checkbox"/>	134.0#	1107
		36x66x24x29	AKDERRB366624	<input type="checkbox"/> <input type="checkbox"/> <input type="checkbox"/>	<input type="checkbox"/> <input type="checkbox"/> <input type="checkbox"/>	134.0#	1107
		36x66x30x29	AKDERRB366630	<input type="checkbox"/> <input type="checkbox"/> <input type="checkbox"/>	<input type="checkbox"/> <input type="checkbox"/> <input type="checkbox"/>	145.0#	1116
		36x72x20x29	AKDERRB367220	<input type="checkbox"/> <input type="checkbox"/> <input type="checkbox"/>	<input type="checkbox"/> <input type="checkbox"/> <input type="checkbox"/>	143.0#	1159
		36x72x24x29	AKDERRB367224	<input type="checkbox"/> <input type="checkbox"/> <input type="checkbox"/>	<input type="checkbox"/> <input type="checkbox"/> <input type="checkbox"/>	143.0#	1159
		36x72x30x29	AKDERRB367230	<input type="checkbox"/> <input type="checkbox"/> <input type="checkbox"/>	<input type="checkbox"/> <input type="checkbox"/> <input type="checkbox"/>	153.0#	1168
AKDER							
			A	B	C		

HOW TO ORDER

Indicate the following information on order form:

- Quantity of each item.
- Model number, including options. See “How To Build a Model Number”.
- Any special service required.

Note:

- The ☐ indicates that a choice is required.
- The absence of the ☐ indicates that no choice is required.
- Alpha-numeric characters in place of ☐ indicate that no other alternatives are available.

HOW TO BUILD A MODEL NUMBER

- A** Select basic model.
- B** Select top laminate color.
Refer to the **Product Color Options** page in this price list.
- C** Select base laminate color.
Refer to the **Product Color Options** page in this price list.



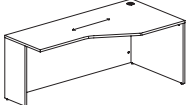
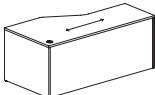
SPECIAL SERVICES

Special Carton Marking

With specially marked information N/C

Shipping
Ships **knocked down**, **FOB KI-Orenda Bolton, ON L6T 5T6**, **freight prepaid**. Freight class 100.

Specifications and prices are subject to change without prior notice.

			MODEL NUMBER				
MODEL		D x W1 x W2 x H	Basic Model	Top Laminate Color	Base Laminate Color	Approx. Packaged Weight	Delivered Pricing
 	Desk Shell Rectangle Extended Left Full End Panel, 1" TFL Smooth Edge <ul style="list-style-type: none">• Corner grommet• Flush back panel• Free standing	36x60x20x29	AKDERLA366020	<input type="checkbox"/> <input type="checkbox"/> <input type="checkbox"/>	<input type="checkbox"/> <input type="checkbox"/> <input type="checkbox"/>	130.0#	\$ 1069
		36x60x24x29	AKDERLA366024	<input type="checkbox"/> <input type="checkbox"/> <input type="checkbox"/>	<input type="checkbox"/> <input type="checkbox"/> <input type="checkbox"/>	133.0#	1092
		36x60x30x29	AKDERLA366030	<input type="checkbox"/> <input type="checkbox"/> <input type="checkbox"/>	<input type="checkbox"/> <input type="checkbox"/> <input type="checkbox"/>	136.0#	1090
		36x66x20x29	AKDERLA366620	<input type="checkbox"/> <input type="checkbox"/> <input type="checkbox"/>	<input type="checkbox"/> <input type="checkbox"/> <input type="checkbox"/>	139.0#	1115
		36x66x24x29	AKDERLA366624	<input type="checkbox"/> <input type="checkbox"/> <input type="checkbox"/>	<input type="checkbox"/> <input type="checkbox"/> <input type="checkbox"/>	142.0#	1131
		36x66x30x29	AKDERLA366630	<input type="checkbox"/> <input type="checkbox"/> <input type="checkbox"/>	<input type="checkbox"/> <input type="checkbox"/> <input type="checkbox"/>	145.0#	1138
		36x72x20x29	AKDERLA367220	<input type="checkbox"/> <input type="checkbox"/> <input type="checkbox"/>	<input type="checkbox"/> <input type="checkbox"/> <input type="checkbox"/>	147.0#	1161
		36x72x24x29	AKDERLA367224	<input type="checkbox"/> <input type="checkbox"/> <input type="checkbox"/>	<input type="checkbox"/> <input type="checkbox"/> <input type="checkbox"/>	150.0#	1171
		36x72x30x29	AKDERLA367230	<input type="checkbox"/> <input type="checkbox"/> <input type="checkbox"/>	<input type="checkbox"/> <input type="checkbox"/> <input type="checkbox"/>	153.0#	1187
AKDER							
 	Desk Shell Rectangle Extended Left Recessed End Panel, 1" TFL Smooth Edge <ul style="list-style-type: none">• Corner grommet• Flush back panel• Unit cannot be free standing	36x60x20x29	AKDERLB366020	<input type="checkbox"/> <input type="checkbox"/> <input type="checkbox"/>	<input type="checkbox"/> <input type="checkbox"/> <input type="checkbox"/>	126.0#	\$ 1069
		36x60x24x29	AKDERLB366024	<input type="checkbox"/> <input type="checkbox"/> <input type="checkbox"/>	<input type="checkbox"/> <input type="checkbox"/> <input type="checkbox"/>	126.0#	1092
		36x60x30x29	AKDERLB366030	<input type="checkbox"/> <input type="checkbox"/> <input type="checkbox"/>	<input type="checkbox"/> <input type="checkbox"/> <input type="checkbox"/>	131.0#	1090
		36x66x20x29	AKDERLB366620	<input type="checkbox"/> <input type="checkbox"/> <input type="checkbox"/>	<input type="checkbox"/> <input type="checkbox"/> <input type="checkbox"/>	134.0#	1115
		36x66x24x29	AKDERLB366624	<input type="checkbox"/> <input type="checkbox"/> <input type="checkbox"/>	<input type="checkbox"/> <input type="checkbox"/> <input type="checkbox"/>	134.0#	1131
		36x66x30x29	AKDERLB366630	<input type="checkbox"/> <input type="checkbox"/> <input type="checkbox"/>	<input type="checkbox"/> <input type="checkbox"/> <input type="checkbox"/>	140.0#	1138
		36x72x20x29	AKDERLB367220	<input type="checkbox"/> <input type="checkbox"/> <input type="checkbox"/>	<input type="checkbox"/> <input type="checkbox"/> <input type="checkbox"/>	143.0#	1161
		36x72x24x29	AKDERLB367224	<input type="checkbox"/> <input type="checkbox"/> <input type="checkbox"/>	<input type="checkbox"/> <input type="checkbox"/> <input type="checkbox"/>	143.0#	1171
		36x72x30x29	AKDERLB367230	<input type="checkbox"/> <input type="checkbox"/> <input type="checkbox"/>	<input type="checkbox"/> <input type="checkbox"/> <input type="checkbox"/>	149.0#	1187
AKDER							
			A	B	C		

HOW TO ORDER

Indicate the following information on order form:

1. Quantity of each item.
2. Model number, including options. See “How To Build a Model Number”.
3. Any special service required.

Note:

- The ☐ indicates that a choice is required.
- The absence of the ☐ indicates that no choice is required.
- Alpha-numeric characters in place of ☐ indicate that no other alternatives are available.

HOW TO BUILD A MODEL NUMBER

- A** Select basic model.
- B** Select top laminate color.
Refer to the **Product Color Options** page in this price list.
- C** Select base laminate color.
Refer to the **Product Color Options** page in this price list.

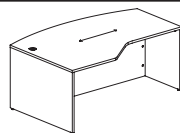
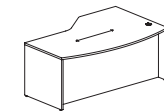
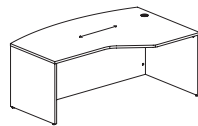

SPECIAL SERVICES

Special Carton Marking

With specially marked information N/C

Shipping
Ships **knocked down**, **FOB KI-Orenda Bolton, ON L6T 5T6, freight prepaid**. Freight class 100.

Specifications and prices are subject to change without prior notice.

		MODEL NUMBER				
		Basic Model	Top Laminate Color	Base Laminate Color		
MODEL		D x W x W x H			Approx. Packaged Weight	Delivered Pricing
  AKDEB	Bow Front Desk Shell, Extended Right, Straight Cutaway, 1” TFL Smooth Edge <ul style="list-style-type: none">• Corner grommet• 14” recessed back	48x66x20x29	AKDEBR486620	<input type="checkbox"/> <input type="checkbox"/> <input type="checkbox"/>	<input type="checkbox"/> <input type="checkbox"/> <input type="checkbox"/>	171.0# \$ 1358
		48x66x24x29	AKDEBR486624	<input type="checkbox"/> <input type="checkbox"/> <input type="checkbox"/>	<input type="checkbox"/> <input type="checkbox"/> <input type="checkbox"/>	171.0# 1397
		48x66x30x29	AKDEBR486630	<input type="checkbox"/> <input type="checkbox"/> <input type="checkbox"/>	<input type="checkbox"/> <input type="checkbox"/> <input type="checkbox"/>	171.0# 1469
		48x72x20x29	AKDEBR487220	<input type="checkbox"/> <input type="checkbox"/> <input type="checkbox"/>	<input type="checkbox"/> <input type="checkbox"/> <input type="checkbox"/>	181.0# 1369
		48x72x24x29	AKDEBR487224	<input type="checkbox"/> <input type="checkbox"/> <input type="checkbox"/>	<input type="checkbox"/> <input type="checkbox"/> <input type="checkbox"/>	181.0# 1407
		48x72x30x29	AKDEBR487230	<input type="checkbox"/> <input type="checkbox"/> <input type="checkbox"/>	<input type="checkbox"/> <input type="checkbox"/> <input type="checkbox"/>	181.0# 1479
		48x78x20x29	AKDEBR487820	<input type="checkbox"/> <input type="checkbox"/> <input type="checkbox"/>	<input type="checkbox"/> <input type="checkbox"/> <input type="checkbox"/>	192.0# 1480
		48x78x24x29	AKDEBR487824	<input type="checkbox"/> <input type="checkbox"/> <input type="checkbox"/>	<input type="checkbox"/> <input type="checkbox"/> <input type="checkbox"/>	192.0# 1519
		48x78x30x29	AKDEBR487830	<input type="checkbox"/> <input type="checkbox"/> <input type="checkbox"/>	<input type="checkbox"/> <input type="checkbox"/> <input type="checkbox"/>	192.0# 1591
  AKDEB	Bow Front Desk Shell, Extended Left, Straight Cutaway, 1” TFL Smooth Edge <ul style="list-style-type: none">• Corner grommet• 14” recessed back	48x66x20x29	AKDEBL486620	<input type="checkbox"/> <input type="checkbox"/> <input type="checkbox"/>	<input type="checkbox"/> <input type="checkbox"/> <input type="checkbox"/>	\$ 1358
		48x66x24x29	AKDEBL486624	<input type="checkbox"/> <input type="checkbox"/> <input type="checkbox"/>	<input type="checkbox"/> <input type="checkbox"/> <input type="checkbox"/>	171.0# 1397
		48x66x30x29	AKDEBL486630	<input type="checkbox"/> <input type="checkbox"/> <input type="checkbox"/>	<input type="checkbox"/> <input type="checkbox"/> <input type="checkbox"/>	171.0# 1469
		48x72x20x29	AKDEBL487220	<input type="checkbox"/> <input type="checkbox"/> <input type="checkbox"/>	<input type="checkbox"/> <input type="checkbox"/> <input type="checkbox"/>	181.0# 1369
		48x72x24x29	AKDEBL487224	<input type="checkbox"/> <input type="checkbox"/> <input type="checkbox"/>	<input type="checkbox"/> <input type="checkbox"/> <input type="checkbox"/>	181.0# 1407
		48x72x30x29	AKDEBL487230	<input type="checkbox"/> <input type="checkbox"/> <input type="checkbox"/>	<input type="checkbox"/> <input type="checkbox"/> <input type="checkbox"/>	181.0# 1479
		48x78x20x29	AKDEBL487820	<input type="checkbox"/> <input type="checkbox"/> <input type="checkbox"/>	<input type="checkbox"/> <input type="checkbox"/> <input type="checkbox"/>	192.0# 1480
		48x78x24x29	AKDEBL487824	<input type="checkbox"/> <input type="checkbox"/> <input type="checkbox"/>	<input type="checkbox"/> <input type="checkbox"/> <input type="checkbox"/>	192.0# 1519
		48x78x30x29	AKDEBL487830	<input type="checkbox"/> <input type="checkbox"/> <input type="checkbox"/>	<input type="checkbox"/> <input type="checkbox"/> <input type="checkbox"/>	192.0# 1591
			A	B	C	

HOW TO ORDER

Indicate the following information on order form:

- Quantity of each item.
- Model number, including options. See “How To Build a Model Number”.
- Any special service required.

Note:

- The ☐ indicates that a choice is required.
- The absence of the ☐ indicates that no choice is required.
- Alpha-numeric characters in place of ☐ indicate that no other alternatives are available.

HOW TO BUILD A MODEL NUMBER

- A** Select basic model.
- B** Select top laminate color.
Refer to the **Product Color Options** page in this price list.
- C** Select base laminate color.
Refer to the **Product Color Options** page in this price list.

SPECIAL SERVICES

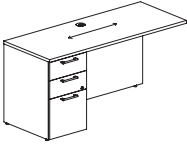
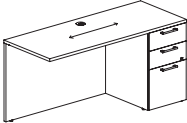
Special Carton Marking

With specially marked information N/C

Shipping
Ships **knocked down**, **FOB KI-Orenda Bolton, ON L6T 5T6**, **freight prepaid**. Freight class 100.

Specifications and prices are subject to change without prior notice.



		MODEL NUMBER						
		Basic Model	Pull Option	Lock Option	Top Laminate Color	Base Laminate Color		
MODEL	D x W x H						Approx. Packaged Weight	Delivered Pricing
 AKRPD	Return Left BBF Pedestal, Rectangle, Full Back 1” TFL Smooth Edge <ul style="list-style-type: none">Center grommet includedFlush backLock on frontsUnit cannot be free standing	20x30x29	AKRPDUB2030	<input type="checkbox"/> <input type="checkbox"/> <input type="checkbox"/>	<input type="checkbox"/>	<input type="checkbox"/> <input type="checkbox"/> <input type="checkbox"/>	<input type="checkbox"/> <input type="checkbox"/>	109.0# \$ 1367
		20x36x29	AKRPDUB2036	<input type="checkbox"/> <input type="checkbox"/> <input type="checkbox"/>	<input type="checkbox"/>	<input type="checkbox"/> <input type="checkbox"/> <input type="checkbox"/>	<input type="checkbox"/> <input type="checkbox"/>	117.0# 1376
		20x42x29	AKRPDUB2042	<input type="checkbox"/> <input type="checkbox"/> <input type="checkbox"/>	<input type="checkbox"/>	<input type="checkbox"/> <input type="checkbox"/> <input type="checkbox"/>	<input type="checkbox"/> <input type="checkbox"/>	125.0# 1386
		20x48x29	AKRPDUB2048	<input type="checkbox"/> <input type="checkbox"/> <input type="checkbox"/>	<input type="checkbox"/>	<input type="checkbox"/> <input type="checkbox"/> <input type="checkbox"/>	<input type="checkbox"/> <input type="checkbox"/>	133.0# 1395
		20x54x29	AKRPDUB2054	<input type="checkbox"/> <input type="checkbox"/> <input type="checkbox"/>	<input type="checkbox"/>	<input type="checkbox"/> <input type="checkbox"/> <input type="checkbox"/>	<input type="checkbox"/> <input type="checkbox"/>	141.0# 1404
		20x60x29	AKRPDUB2060	<input type="checkbox"/> <input type="checkbox"/> <input type="checkbox"/>	<input type="checkbox"/>	<input type="checkbox"/> <input type="checkbox"/> <input type="checkbox"/>	<input type="checkbox"/> <input type="checkbox"/>	149.0# 1414
		24x30x29	AKRPDUB2430	<input type="checkbox"/> <input type="checkbox"/> <input type="checkbox"/>	<input type="checkbox"/>	<input type="checkbox"/> <input type="checkbox"/> <input type="checkbox"/>	<input type="checkbox"/> <input type="checkbox"/>	109.0# 1393
		24x36x29	AKRPDUB2436	<input type="checkbox"/> <input type="checkbox"/> <input type="checkbox"/>	<input type="checkbox"/>	<input type="checkbox"/> <input type="checkbox"/> <input type="checkbox"/>	<input type="checkbox"/> <input type="checkbox"/>	131.0# 1404
		24x42x29	AKRPDUB2442	<input type="checkbox"/> <input type="checkbox"/> <input type="checkbox"/>	<input type="checkbox"/>	<input type="checkbox"/> <input type="checkbox"/> <input type="checkbox"/>	<input type="checkbox"/> <input type="checkbox"/>	140.0# 1414
		24x48x29	AKRPDUB2448	<input type="checkbox"/> <input type="checkbox"/> <input type="checkbox"/>	<input type="checkbox"/>	<input type="checkbox"/> <input type="checkbox"/> <input type="checkbox"/>	<input type="checkbox"/> <input type="checkbox"/>	148.0# 1424
		24x54x29	AKRPDUB2454	<input type="checkbox"/> <input type="checkbox"/> <input type="checkbox"/>	<input type="checkbox"/>	<input type="checkbox"/> <input type="checkbox"/> <input type="checkbox"/>	<input type="checkbox"/> <input type="checkbox"/>	167.0# 1435
		24x60x29	AKRPDUB2460	<input type="checkbox"/> <input type="checkbox"/> <input type="checkbox"/>	<input type="checkbox"/>	<input type="checkbox"/> <input type="checkbox"/> <input type="checkbox"/>	<input type="checkbox"/> <input type="checkbox"/>	185.0# 1445
 AKRPD	Return Right BBF Pedestal, Rectangle, Full Back 1” TFL Smooth Edge <ul style="list-style-type: none">Center grommet includedFlush backLock on frontsUnit cannot be free standing	20x30x29	AKRPDBU2030	<input type="checkbox"/> <input type="checkbox"/> <input type="checkbox"/>	<input type="checkbox"/>	<input type="checkbox"/> <input type="checkbox"/> <input type="checkbox"/>	<input type="checkbox"/> <input type="checkbox"/>	109.0# \$ 1367
		20x36x29	AKRPDBU2036	<input type="checkbox"/> <input type="checkbox"/> <input type="checkbox"/>	<input type="checkbox"/>	<input type="checkbox"/> <input type="checkbox"/> <input type="checkbox"/>	<input type="checkbox"/> <input type="checkbox"/>	117.0# 1376
		20x42x29	AKRPDBU2042	<input type="checkbox"/> <input type="checkbox"/> <input type="checkbox"/>	<input type="checkbox"/>	<input type="checkbox"/> <input type="checkbox"/> <input type="checkbox"/>	<input type="checkbox"/> <input type="checkbox"/>	125.0# 1386
		20x48x29	AKRPDBU2048	<input type="checkbox"/> <input type="checkbox"/> <input type="checkbox"/>	<input type="checkbox"/>	<input type="checkbox"/> <input type="checkbox"/> <input type="checkbox"/>	<input type="checkbox"/> <input type="checkbox"/>	133.0# 1395
		20x54x29	AKRPDBU2054	<input type="checkbox"/> <input type="checkbox"/> <input type="checkbox"/>	<input type="checkbox"/>	<input type="checkbox"/> <input type="checkbox"/> <input type="checkbox"/>	<input type="checkbox"/> <input type="checkbox"/>	141.0# 1404
		20x60x29	AKRPDBU2060	<input type="checkbox"/> <input type="checkbox"/> <input type="checkbox"/>	<input type="checkbox"/>	<input type="checkbox"/> <input type="checkbox"/> <input type="checkbox"/>	<input type="checkbox"/> <input type="checkbox"/>	149.0# 1414
		24x30x29	AKRPDBU2430	<input type="checkbox"/> <input type="checkbox"/> <input type="checkbox"/>	<input type="checkbox"/>	<input type="checkbox"/> <input type="checkbox"/> <input type="checkbox"/>	<input type="checkbox"/> <input type="checkbox"/>	109.0# 1393
		24x36x29	AKRPDBU2436	<input type="checkbox"/> <input type="checkbox"/> <input type="checkbox"/>	<input type="checkbox"/>	<input type="checkbox"/> <input type="checkbox"/> <input type="checkbox"/>	<input type="checkbox"/> <input type="checkbox"/>	131.0# 1404
		24x42x29	AKRPDBU2442	<input type="checkbox"/> <input type="checkbox"/> <input type="checkbox"/>	<input type="checkbox"/>	<input type="checkbox"/> <input type="checkbox"/> <input type="checkbox"/>	<input type="checkbox"/> <input type="checkbox"/>	140.0# 1414
		24x48x29	AKRPDBU2448	<input type="checkbox"/> <input type="checkbox"/> <input type="checkbox"/>	<input type="checkbox"/>	<input type="checkbox"/> <input type="checkbox"/> <input type="checkbox"/>	<input type="checkbox"/> <input type="checkbox"/>	148.0# 1424
		24x54x29	AKRPDBU2454	<input type="checkbox"/> <input type="checkbox"/> <input type="checkbox"/>	<input type="checkbox"/>	<input type="checkbox"/> <input type="checkbox"/> <input type="checkbox"/>	<input type="checkbox"/> <input type="checkbox"/>	167.0# 1435
		24x60x29	AKRPDBU2460	<input type="checkbox"/> <input type="checkbox"/> <input type="checkbox"/>	<input type="checkbox"/>	<input type="checkbox"/> <input type="checkbox"/> <input type="checkbox"/>	<input type="checkbox"/> <input type="checkbox"/>	185.0# 1445

A

B

C

D

E

HOW TO ORDER

Indicate the following information on order form:

- Quantity of each item.
- Model number, including options. See “How To Build a Model Number”.
- Any special service required.

Note:

- The ☐ indicates that a choice is required.
- The absence of the ☐ indicates that no choice is required.
- Alpha-numeric characters in place of ☐ indicate that no other alternatives are available.

HOW TO BUILD A MODEL NUMBER

- A

Select basic model.
- B

Select pull option.

CA

- Cubic Pull - Anodized Aluminum

LK

- Integrated Pull - Black Plastic

WS

- Waterfall Pull - Painted Silver

ZS

- Straight Pull - Painted Silver

C

Select lock option.

KS

- With lock, key standard

WL

- Locking-no lock core (ordered separately with kits) - 1 Lock ; add \$25

D

Select top laminate color.

Refer to the **Product Color Options** page in this price list.

E

Select base laminate color.

Refer to the **Product Color Options** page in this price list.

SPECIAL SERVICES


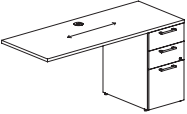
Special Carton Marking

With specially marked information N/C

Shipping
Ships **assembled, FOB KI-Orenda Bolton, ON L7E 1G8, freight prepaid.** Freight class 85.

Specifications and prices are subject to change without prior notice.



		MODEL NUMBER						
		Basic Model	Pull Option	Lock Option	Top Laminate Color	Base Laminate Color		
MODEL		D x W x H					Approx. Packaged Weight	Delivered Pricing
 AKRPD	Return Left BBF Pedestal, Rectangle, Open Back 1” TFL Smooth Edge <ul style="list-style-type: none">Center grommet includedLock on frontsUnit cannot be free standing	20x30x29	AKRPDU02030	<input type="checkbox"/> <input type="checkbox"/> <input type="checkbox"/>	<input type="checkbox"/> <input type="checkbox"/>	<input type="checkbox"/> <input type="checkbox"/> <input type="checkbox"/>	<input type="checkbox"/> <input type="checkbox"/> <input type="checkbox"/>	\$ 1367
		20x36x29	AKRPDU02036	<input type="checkbox"/> <input type="checkbox"/> <input type="checkbox"/>	<input type="checkbox"/> <input type="checkbox"/>	<input type="checkbox"/> <input type="checkbox"/> <input type="checkbox"/>	<input type="checkbox"/> <input type="checkbox"/> <input type="checkbox"/>	1376
		20x42x29	AKRPDU02042	<input type="checkbox"/> <input type="checkbox"/> <input type="checkbox"/>	<input type="checkbox"/> <input type="checkbox"/>	<input type="checkbox"/> <input type="checkbox"/> <input type="checkbox"/>	<input type="checkbox"/> <input type="checkbox"/> <input type="checkbox"/>	1386
		20x48x29	AKRPDU02048	<input type="checkbox"/> <input type="checkbox"/> <input type="checkbox"/>	<input type="checkbox"/> <input type="checkbox"/>	<input type="checkbox"/> <input type="checkbox"/> <input type="checkbox"/>	<input type="checkbox"/> <input type="checkbox"/> <input type="checkbox"/>	1395
		20x54x29	AKRPDU02054	<input type="checkbox"/> <input type="checkbox"/> <input type="checkbox"/>	<input type="checkbox"/> <input type="checkbox"/>	<input type="checkbox"/> <input type="checkbox"/> <input type="checkbox"/>	<input type="checkbox"/> <input type="checkbox"/> <input type="checkbox"/>	1404
		20x60x29	AKRPDU02060	<input type="checkbox"/> <input type="checkbox"/> <input type="checkbox"/>	<input type="checkbox"/> <input type="checkbox"/>	<input type="checkbox"/> <input type="checkbox"/> <input type="checkbox"/>	<input type="checkbox"/> <input type="checkbox"/> <input type="checkbox"/>	1414
		24x30x29	AKRPDU02430	<input type="checkbox"/> <input type="checkbox"/> <input type="checkbox"/>	<input type="checkbox"/> <input type="checkbox"/>	<input type="checkbox"/> <input type="checkbox"/> <input type="checkbox"/>	<input type="checkbox"/> <input type="checkbox"/> <input type="checkbox"/>	1393
		24x36x29	AKRPDU02436	<input type="checkbox"/> <input type="checkbox"/> <input type="checkbox"/>	<input type="checkbox"/> <input type="checkbox"/>	<input type="checkbox"/> <input type="checkbox"/> <input type="checkbox"/>	<input type="checkbox"/> <input type="checkbox"/> <input type="checkbox"/>	1404
		24x42x29	AKRPDU02442	<input type="checkbox"/> <input type="checkbox"/> <input type="checkbox"/>	<input type="checkbox"/> <input type="checkbox"/>	<input type="checkbox"/> <input type="checkbox"/> <input type="checkbox"/>	<input type="checkbox"/> <input type="checkbox"/> <input type="checkbox"/>	1414
		24x48x29	AKRPDU02448	<input type="checkbox"/> <input type="checkbox"/> <input type="checkbox"/>	<input type="checkbox"/> <input type="checkbox"/>	<input type="checkbox"/> <input type="checkbox"/> <input type="checkbox"/>	<input type="checkbox"/> <input type="checkbox"/> <input type="checkbox"/>	1424
		24x54x29	AKRPDU02454	<input type="checkbox"/> <input type="checkbox"/> <input type="checkbox"/>	<input type="checkbox"/> <input type="checkbox"/>	<input type="checkbox"/> <input type="checkbox"/> <input type="checkbox"/>	<input type="checkbox"/> <input type="checkbox"/> <input type="checkbox"/>	1435
		24x60x29	AKRPDU02460	<input type="checkbox"/> <input type="checkbox"/> <input type="checkbox"/>	<input type="checkbox"/> <input type="checkbox"/>	<input type="checkbox"/> <input type="checkbox"/> <input type="checkbox"/>	<input type="checkbox"/> <input type="checkbox"/> <input type="checkbox"/>	1445
 AKRPD	Return Right BBF Pedestal, Rectangle, Open Back 1” TFL Smooth Edge <ul style="list-style-type: none">Center grommet includedLock on frontsUnit cannot be free standing	20x30x29	AKRPDOU2030	<input type="checkbox"/> <input type="checkbox"/> <input type="checkbox"/>	<input type="checkbox"/> <input type="checkbox"/>	<input type="checkbox"/> <input type="checkbox"/> <input type="checkbox"/>	<input type="checkbox"/> <input type="checkbox"/> <input type="checkbox"/>	\$ 1367
		20x36x29	AKRPDOU2036	<input type="checkbox"/> <input type="checkbox"/> <input type="checkbox"/>	<input type="checkbox"/> <input type="checkbox"/>	<input type="checkbox"/> <input type="checkbox"/> <input type="checkbox"/>	<input type="checkbox"/> <input type="checkbox"/> <input type="checkbox"/>	1376
		20x42x29	AKRPDOU2042	<input type="checkbox"/> <input type="checkbox"/> <input type="checkbox"/>	<input type="checkbox"/> <input type="checkbox"/>	<input type="checkbox"/> <input type="checkbox"/> <input type="checkbox"/>	<input type="checkbox"/> <input type="checkbox"/> <input type="checkbox"/>	1386
		20x48x29	AKRPDOU2048	<input type="checkbox"/> <input type="checkbox"/> <input type="checkbox"/>	<input type="checkbox"/> <input type="checkbox"/>	<input type="checkbox"/> <input type="checkbox"/> <input type="checkbox"/>	<input type="checkbox"/> <input type="checkbox"/> <input type="checkbox"/>	1395
		20x54x29	AKRPDOU2054	<input type="checkbox"/> <input type="checkbox"/> <input type="checkbox"/>	<input type="checkbox"/> <input type="checkbox"/>	<input type="checkbox"/> <input type="checkbox"/> <input type="checkbox"/>	<input type="checkbox"/> <input type="checkbox"/> <input type="checkbox"/>	1404
		20x60x29	AKRPDOU2060	<input type="checkbox"/> <input type="checkbox"/> <input type="checkbox"/>	<input type="checkbox"/> <input type="checkbox"/>	<input type="checkbox"/> <input type="checkbox"/> <input type="checkbox"/>	<input type="checkbox"/> <input type="checkbox"/> <input type="checkbox"/>	1414
		24x30x29	AKRPDOU2430	<input type="checkbox"/> <input type="checkbox"/> <input type="checkbox"/>	<input type="checkbox"/> <input type="checkbox"/>	<input type="checkbox"/> <input type="checkbox"/> <input type="checkbox"/>	<input type="checkbox"/> <input type="checkbox"/> <input type="checkbox"/>	1393
		24x36x29	AKRPDOU2436	<input type="checkbox"/> <input type="checkbox"/> <input type="checkbox"/>	<input type="checkbox"/> <input type="checkbox"/>	<input type="checkbox"/> <input type="checkbox"/> <input type="checkbox"/>	<input type="checkbox"/> <input type="checkbox"/> <input type="checkbox"/>	1404
		24x42x29	AKRPDOU2442	<input type="checkbox"/> <input type="checkbox"/> <input type="checkbox"/>	<input type="checkbox"/> <input type="checkbox"/>	<input type="checkbox"/> <input type="checkbox"/> <input type="checkbox"/>	<input type="checkbox"/> <input type="checkbox"/> <input type="checkbox"/>	1414
		24x48x29	AKRPDOU2448	<input type="checkbox"/> <input type="checkbox"/> <input type="checkbox"/>	<input type="checkbox"/> <input type="checkbox"/>	<input type="checkbox"/> <input type="checkbox"/> <input type="checkbox"/>	<input type="checkbox"/> <input type="checkbox"/> <input type="checkbox"/>	1424
		24x54x29	AKRPDOU2454	<input type="checkbox"/> <input type="checkbox"/> <input type="checkbox"/>	<input type="checkbox"/> <input type="checkbox"/>	<input type="checkbox"/> <input type="checkbox"/> <input type="checkbox"/>	<input type="checkbox"/> <input type="checkbox"/> <input type="checkbox"/>	1435
		24x60x29	AKRPDOU2460	<input type="checkbox"/> <input type="checkbox"/> <input type="checkbox"/>	<input type="checkbox"/> <input type="checkbox"/>	<input type="checkbox"/> <input type="checkbox"/> <input type="checkbox"/>	<input type="checkbox"/> <input type="checkbox"/> <input type="checkbox"/>	1445

A

B

C

D

E

HOW TO ORDER

Indicate the following information on order form:

- Quantity of each item.
- Model number, including options. See “How To Build a Model Number”.
- Any special service required.

Note:

- The ☐ indicates that a choice is required.
- The absence of the ☐ indicates that no choice is required.
- Alpha-numeric characters in place of ☐ indicate that no other alternatives are available.

HOW TO BUILD A MODEL NUMBER

- A**Select basic model.
- | | |
|-----------|-----------------------------------|
| CA | - Cubic Pull - Anodized Aluminum |
| LK | - Integrated Pull - Black Plastic |
| WS | - Waterfall Pull - Painted Silver |
| ZS | - Straight Pull - Painted Silver |
- C**Select lock option.
- | | |
|-----------|---|
| NL | - No lock |
| WL | - Locking-no lock core (ordered separately with kits) - 1 Lock ; add \$25 |
- D**Select top laminate color.
Refer to the **Product Color Options** page in this price list.
- E**Select base laminate color.
Refer to the **Product Color Options** page in this price list.

SPECIAL SERVICES


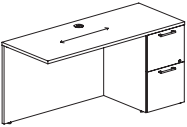
Special Carton Marking

With specially marked information N/C

Shipping
Ships **knocked down**, **FOB KI-Orenda Bolton, ON L6T 5T6, freight prepaid**. Freight class 85.

Specifications and prices are subject to change without prior notice.



		MODEL NUMBER						
		Basic Model	Pull Option	Lock Option	Top Laminate Color	Base Laminate Color		
MODEL		D x W x H					Approx. Packaged Weight	Delivered Pricing
 AKRPD	Return Left FF Pedestal, Full Back Rectangle, 1” TFL Smooth Edge <ul style="list-style-type: none">Center grommet includedLock on frontsUnit cannot be free standing	20x30x29	AKRPDFB2030	<input type="checkbox"/> <input type="checkbox"/> <input type="checkbox"/>	<input type="checkbox"/> <input type="checkbox"/>	<input type="checkbox"/> <input type="checkbox"/> <input type="checkbox"/>	<input type="checkbox"/> <input type="checkbox"/> <input type="checkbox"/>	107.0# \$ 1205
		20x36x29	AKRPDFB2036	<input type="checkbox"/> <input type="checkbox"/> <input type="checkbox"/>	<input type="checkbox"/> <input type="checkbox"/>	<input type="checkbox"/> <input type="checkbox"/> <input type="checkbox"/>	<input type="checkbox"/> <input type="checkbox"/> <input type="checkbox"/>	115.0# 1215
		20x42x29	AKRPDFB2042	<input type="checkbox"/> <input type="checkbox"/> <input type="checkbox"/>	<input type="checkbox"/> <input type="checkbox"/>	<input type="checkbox"/> <input type="checkbox"/> <input type="checkbox"/>	<input type="checkbox"/> <input type="checkbox"/> <input type="checkbox"/>	123.0# 1225
		20x48x29	AKRPDFB2048	<input type="checkbox"/> <input type="checkbox"/> <input type="checkbox"/>	<input type="checkbox"/> <input type="checkbox"/>	<input type="checkbox"/> <input type="checkbox"/> <input type="checkbox"/>	<input type="checkbox"/> <input type="checkbox"/> <input type="checkbox"/>	131.0# 1236
		20x54x29	AKRPDFB2054	<input type="checkbox"/> <input type="checkbox"/> <input type="checkbox"/>	<input type="checkbox"/> <input type="checkbox"/>	<input type="checkbox"/> <input type="checkbox"/> <input type="checkbox"/>	<input type="checkbox"/> <input type="checkbox"/> <input type="checkbox"/>	139.0# 1246
		20x60x29	AKRPDFB2060	<input type="checkbox"/> <input type="checkbox"/> <input type="checkbox"/>	<input type="checkbox"/> <input type="checkbox"/>	<input type="checkbox"/> <input type="checkbox"/> <input type="checkbox"/>	<input type="checkbox"/> <input type="checkbox"/> <input type="checkbox"/>	147.0# 1256
		24x30x29	AKRPDFB2430	<input type="checkbox"/> <input type="checkbox"/> <input type="checkbox"/>	<input type="checkbox"/> <input type="checkbox"/>	<input type="checkbox"/> <input type="checkbox"/> <input type="checkbox"/>	<input type="checkbox"/> <input type="checkbox"/> <input type="checkbox"/>	109.0# 1219
		24x36x29	AKRPDFB2436	<input type="checkbox"/> <input type="checkbox"/> <input type="checkbox"/>	<input type="checkbox"/> <input type="checkbox"/>	<input type="checkbox"/> <input type="checkbox"/> <input type="checkbox"/>	<input type="checkbox"/> <input type="checkbox"/> <input type="checkbox"/>	131.0# 1230
		24x42x29	AKRPDFB2442	<input type="checkbox"/> <input type="checkbox"/> <input type="checkbox"/>	<input type="checkbox"/> <input type="checkbox"/>	<input type="checkbox"/> <input type="checkbox"/> <input type="checkbox"/>	<input type="checkbox"/> <input type="checkbox"/> <input type="checkbox"/>	140.0# 1242
		24x48x29	AKRPDFB2448	<input type="checkbox"/> <input type="checkbox"/> <input type="checkbox"/>	<input type="checkbox"/> <input type="checkbox"/>	<input type="checkbox"/> <input type="checkbox"/> <input type="checkbox"/>	<input type="checkbox"/> <input type="checkbox"/> <input type="checkbox"/>	148.0# 1254
		24x54x29	AKRPDFB2454	<input type="checkbox"/> <input type="checkbox"/> <input type="checkbox"/>	<input type="checkbox"/> <input type="checkbox"/>	<input type="checkbox"/> <input type="checkbox"/> <input type="checkbox"/>	<input type="checkbox"/> <input type="checkbox"/> <input type="checkbox"/>	167.0# 1266
		24x60x29	AKRPDFB2460	<input type="checkbox"/> <input type="checkbox"/> <input type="checkbox"/>	<input type="checkbox"/> <input type="checkbox"/>	<input type="checkbox"/> <input type="checkbox"/> <input type="checkbox"/>	<input type="checkbox"/> <input type="checkbox"/> <input type="checkbox"/>	185.0# 1278
 AKRPD	Return Right FF Pedestal, Full Back Rectangle, 1” TFL Smooth Edge <ul style="list-style-type: none">Center grommet includedLock on frontsUnit cannot be free standing	20x30x29	AKRPDBF2030	<input type="checkbox"/> <input type="checkbox"/> <input type="checkbox"/>	<input type="checkbox"/> <input type="checkbox"/>	<input type="checkbox"/> <input type="checkbox"/> <input type="checkbox"/>	<input type="checkbox"/> <input type="checkbox"/> <input type="checkbox"/>	107.0# \$ 1205
		20x36x29	AKRPDBF2036	<input type="checkbox"/> <input type="checkbox"/> <input type="checkbox"/>	<input type="checkbox"/> <input type="checkbox"/>	<input type="checkbox"/> <input type="checkbox"/> <input type="checkbox"/>	<input type="checkbox"/> <input type="checkbox"/> <input type="checkbox"/>	115.0# 1215
		20x42x29	AKRPDBF2042	<input type="checkbox"/> <input type="checkbox"/> <input type="checkbox"/>	<input type="checkbox"/> <input type="checkbox"/>	<input type="checkbox"/> <input type="checkbox"/> <input type="checkbox"/>	<input type="checkbox"/> <input type="checkbox"/> <input type="checkbox"/>	123.0# 1225
		20x48x29	AKRPDBF2048	<input type="checkbox"/> <input type="checkbox"/> <input type="checkbox"/>	<input type="checkbox"/> <input type="checkbox"/>	<input type="checkbox"/> <input type="checkbox"/> <input type="checkbox"/>	<input type="checkbox"/> <input type="checkbox"/> <input type="checkbox"/>	131.0# 1236
		20x54x29	AKRPDBF2054	<input type="checkbox"/> <input type="checkbox"/> <input type="checkbox"/>	<input type="checkbox"/> <input type="checkbox"/>	<input type="checkbox"/> <input type="checkbox"/> <input type="checkbox"/>	<input type="checkbox"/> <input type="checkbox"/> <input type="checkbox"/>	139.0# 1246
		20x60x29	AKRPDBF2060	<input type="checkbox"/> <input type="checkbox"/> <input type="checkbox"/>	<input type="checkbox"/> <input type="checkbox"/>	<input type="checkbox"/> <input type="checkbox"/> <input type="checkbox"/>	<input type="checkbox"/> <input type="checkbox"/> <input type="checkbox"/>	147.0# 1256
		24x30x29	AKRPDBF2430	<input type="checkbox"/> <input type="checkbox"/> <input type="checkbox"/>	<input type="checkbox"/> <input type="checkbox"/>	<input type="checkbox"/> <input type="checkbox"/> <input type="checkbox"/>	<input type="checkbox"/> <input type="checkbox"/> <input type="checkbox"/>	109.0# 1219
		24x36x29	AKRPDBF2436	<input type="checkbox"/> <input type="checkbox"/> <input type="checkbox"/>	<input type="checkbox"/> <input type="checkbox"/>	<input type="checkbox"/> <input type="checkbox"/> <input type="checkbox"/>	<input type="checkbox"/> <input type="checkbox"/> <input type="checkbox"/>	131.0# 1230
		24x42x29	AKRPDBF2442	<input type="checkbox"/> <input type="checkbox"/> <input type="checkbox"/>	<input type="checkbox"/> <input type="checkbox"/>	<input type="checkbox"/> <input type="checkbox"/> <input type="checkbox"/>	<input type="checkbox"/> <input type="checkbox"/> <input type="checkbox"/>	140.0# 1242
		24x48x29	AKRPDBF2448	<input type="checkbox"/> <input type="checkbox"/> <input type="checkbox"/>	<input type="checkbox"/> <input type="checkbox"/>	<input type="checkbox"/> <input type="checkbox"/> <input type="checkbox"/>	<input type="checkbox"/> <input type="checkbox"/> <input type="checkbox"/>	148.0# 1254
		24x54x29	AKRPDBF2454	<input type="checkbox"/> <input type="checkbox"/> <input type="checkbox"/>	<input type="checkbox"/> <input type="checkbox"/>	<input type="checkbox"/> <input type="checkbox"/> <input type="checkbox"/>	<input type="checkbox"/> <input type="checkbox"/> <input type="checkbox"/>	167.0# 1266
		24x60x29	AKRPDBF2460	<input type="checkbox"/> <input type="checkbox"/> <input type="checkbox"/>	<input type="checkbox"/> <input type="checkbox"/>	<input type="checkbox"/> <input type="checkbox"/> <input type="checkbox"/>	<input type="checkbox"/> <input type="checkbox"/> <input type="checkbox"/>	185.0# 1278

A

B

C

D

E

HOW TO ORDER

Indicate the following information on order form:

- Quantity of each item.
- Model number, including options. See “How To Build a Model Number”.
- Any special service required.

Note:

- The ☐ indicates that a choice is required.
- The absence of the ☐ indicates that no choice is required.
- Alpha-numeric characters in place of ☐ indicate that no other alternatives are available.

HOW TO BUILD A MODEL NUMBER

- A

Select basic model.

CA

- Cubic Pull - Anodized Aluminum

LK

- Integrated Pull - Black Plastic

WS

- Waterfall Pull - Painted Silver

ZS

- Straight Pull - Painted Silver
- C

Select lock option.

NL

- No lock

WL

- Locking-no lock core (ordered separately with kits) - 1 Lock ; add \$25
- D

Select top laminate color.

Refer to the **Product Color Options** page in this price list.
- E

Select base laminate color.

Refer to the **Product Color Options** page in this price list.

SPECIAL SERVICES

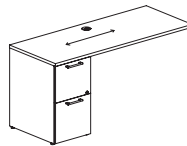
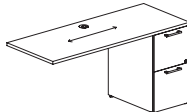
Special Carton Marking

With specially marked information N/C

Shipping
Ships **assembled, FOB KI-Orenda Bolton, ON L7E 1G8, freight prepaid.** Freight class 85.

Specifications and prices are subject to change without prior notice.



			MODEL NUMBER						
			Basic Model	Pull Option	Lock Option	Top Laminate Color	Base Laminate Color		
MODEL			D x W x H					Approx. Packaged Weight	Delivered Pricing
 AKRPD	Return Left FF Pedestal, Open Back Rectangle, 1” TFL Smooth Edge <ul style="list-style-type: none">Center grommet includedLock on frontsUnit cannot be free standing	20x30x29	AKRPDF02030	<input type="checkbox"/> <input type="checkbox"/> <input type="checkbox"/>	<input type="checkbox"/> <input type="checkbox"/>	<input type="checkbox"/> <input type="checkbox"/> <input type="checkbox"/>	<input type="checkbox"/> <input type="checkbox"/> <input type="checkbox"/>	83.0#	\$ 1205
		20x36x29	AKRPDF02036	<input type="checkbox"/> <input type="checkbox"/> <input type="checkbox"/>	<input type="checkbox"/> <input type="checkbox"/>	<input type="checkbox"/> <input type="checkbox"/> <input type="checkbox"/>	<input type="checkbox"/> <input type="checkbox"/> <input type="checkbox"/>	87.0#	1215
		20x42x29	AKRPDF02042	<input type="checkbox"/> <input type="checkbox"/> <input type="checkbox"/>	<input type="checkbox"/> <input type="checkbox"/>	<input type="checkbox"/> <input type="checkbox"/> <input type="checkbox"/>	<input type="checkbox"/> <input type="checkbox"/> <input type="checkbox"/>	90.0#	1225
		20x48x29	AKRPDF02048	<input type="checkbox"/> <input type="checkbox"/> <input type="checkbox"/>	<input type="checkbox"/> <input type="checkbox"/>	<input type="checkbox"/> <input type="checkbox"/> <input type="checkbox"/>	<input type="checkbox"/> <input type="checkbox"/> <input type="checkbox"/>	93.0#	1236
		20x54x29	AKRPDF02054	<input type="checkbox"/> <input type="checkbox"/> <input type="checkbox"/>	<input type="checkbox"/> <input type="checkbox"/>	<input type="checkbox"/> <input type="checkbox"/> <input type="checkbox"/>	<input type="checkbox"/> <input type="checkbox"/> <input type="checkbox"/>	96.0#	1246
		20x60x29	AKRPDF02060	<input type="checkbox"/> <input type="checkbox"/> <input type="checkbox"/>	<input type="checkbox"/> <input type="checkbox"/>	<input type="checkbox"/> <input type="checkbox"/> <input type="checkbox"/>	<input type="checkbox"/> <input type="checkbox"/> <input type="checkbox"/>	100.0#	1256
		24x30x29	AKRPDF02430	<input type="checkbox"/> <input type="checkbox"/> <input type="checkbox"/>	<input type="checkbox"/> <input type="checkbox"/>	<input type="checkbox"/> <input type="checkbox"/> <input type="checkbox"/>	<input type="checkbox"/> <input type="checkbox"/> <input type="checkbox"/>	94.0#	1219
		24x36x29	AKRPDF02436	<input type="checkbox"/> <input type="checkbox"/> <input type="checkbox"/>	<input type="checkbox"/> <input type="checkbox"/>	<input type="checkbox"/> <input type="checkbox"/> <input type="checkbox"/>	<input type="checkbox"/> <input type="checkbox"/> <input type="checkbox"/>	98.0#	1230
		24x42x29	AKRPDF02442	<input type="checkbox"/> <input type="checkbox"/> <input type="checkbox"/>	<input type="checkbox"/> <input type="checkbox"/>	<input type="checkbox"/> <input type="checkbox"/> <input type="checkbox"/>	<input type="checkbox"/> <input type="checkbox"/> <input type="checkbox"/>	102.0#	1242
		24x48x29	AKRPDF02448	<input type="checkbox"/> <input type="checkbox"/> <input type="checkbox"/>	<input type="checkbox"/> <input type="checkbox"/>	<input type="checkbox"/> <input type="checkbox"/> <input type="checkbox"/>	<input type="checkbox"/> <input type="checkbox"/> <input type="checkbox"/>	106.0#	1254
		24x54x29	AKRPDF02454	<input type="checkbox"/> <input type="checkbox"/> <input type="checkbox"/>	<input type="checkbox"/> <input type="checkbox"/>	<input type="checkbox"/> <input type="checkbox"/> <input type="checkbox"/>	<input type="checkbox"/> <input type="checkbox"/> <input type="checkbox"/>	109.0#	1266
		24x60x29	AKRPDF02460	<input type="checkbox"/> <input type="checkbox"/> <input type="checkbox"/>	<input type="checkbox"/> <input type="checkbox"/>	<input type="checkbox"/> <input type="checkbox"/> <input type="checkbox"/>	<input type="checkbox"/> <input type="checkbox"/> <input type="checkbox"/>	113.0#	1278
 AKRPD	Return Right FF Pedestal, Open Back Rectangle, 1” TFL Smooth Edge <ul style="list-style-type: none">Center grommet includedLock on frontsUnit cannot be free standing	20x30x29	AKRPDOF2030	<input type="checkbox"/> <input type="checkbox"/> <input type="checkbox"/>	<input type="checkbox"/> <input type="checkbox"/>	<input type="checkbox"/> <input type="checkbox"/> <input type="checkbox"/>	<input type="checkbox"/> <input type="checkbox"/> <input type="checkbox"/>	83.0#	\$ 1205
		20x36x29	AKRPDOF2036	<input type="checkbox"/> <input type="checkbox"/> <input type="checkbox"/>	<input type="checkbox"/> <input type="checkbox"/>	<input type="checkbox"/> <input type="checkbox"/> <input type="checkbox"/>	<input type="checkbox"/> <input type="checkbox"/> <input type="checkbox"/>	87.0#	1215
		20x42x29	AKRPDOF2042	<input type="checkbox"/> <input type="checkbox"/> <input type="checkbox"/>	<input type="checkbox"/> <input type="checkbox"/>	<input type="checkbox"/> <input type="checkbox"/> <input type="checkbox"/>	<input type="checkbox"/> <input type="checkbox"/> <input type="checkbox"/>	90.0#	1225
		20x48x29	AKRPDOF2048	<input type="checkbox"/> <input type="checkbox"/> <input type="checkbox"/>	<input type="checkbox"/> <input type="checkbox"/>	<input type="checkbox"/> <input type="checkbox"/> <input type="checkbox"/>	<input type="checkbox"/> <input type="checkbox"/> <input type="checkbox"/>	93.0#	1236
		20x54x29	AKRPDOF2054	<input type="checkbox"/> <input type="checkbox"/> <input type="checkbox"/>	<input type="checkbox"/> <input type="checkbox"/>	<input type="checkbox"/> <input type="checkbox"/> <input type="checkbox"/>	<input type="checkbox"/> <input type="checkbox"/> <input type="checkbox"/>	96.0#	1246
		20x60x29	AKRPDOF2060	<input type="checkbox"/> <input type="checkbox"/> <input type="checkbox"/>	<input type="checkbox"/> <input type="checkbox"/>	<input type="checkbox"/> <input type="checkbox"/> <input type="checkbox"/>	<input type="checkbox"/> <input type="checkbox"/> <input type="checkbox"/>	100.0#	1256
		24x30x29	AKRPDOF2430	<input type="checkbox"/> <input type="checkbox"/> <input type="checkbox"/>	<input type="checkbox"/> <input type="checkbox"/>	<input type="checkbox"/> <input type="checkbox"/> <input type="checkbox"/>	<input type="checkbox"/> <input type="checkbox"/> <input type="checkbox"/>	94.0#	1219
		24x36x29	AKRPDOF2436	<input type="checkbox"/> <input type="checkbox"/> <input type="checkbox"/>	<input type="checkbox"/> <input type="checkbox"/>	<input type="checkbox"/> <input type="checkbox"/> <input type="checkbox"/>	<input type="checkbox"/> <input type="checkbox"/> <input type="checkbox"/>	98.0#	1230
		24x42x29	AKRPDOF2442	<input type="checkbox"/> <input type="checkbox"/> <input type="checkbox"/>	<input type="checkbox"/> <input type="checkbox"/>	<input type="checkbox"/> <input type="checkbox"/> <input type="checkbox"/>	<input type="checkbox"/> <input type="checkbox"/> <input type="checkbox"/>	102.0#	1242
		24x48x29	AKRPDOF2448	<input type="checkbox"/> <input type="checkbox"/> <input type="checkbox"/>	<input type="checkbox"/> <input type="checkbox"/>	<input type="checkbox"/> <input type="checkbox"/> <input type="checkbox"/>	<input type="checkbox"/> <input type="checkbox"/> <input type="checkbox"/>	106.0#	1254
		24x54x29	AKRPDOF2454	<input type="checkbox"/> <input type="checkbox"/> <input type="checkbox"/>	<input type="checkbox"/> <input type="checkbox"/>	<input type="checkbox"/> <input type="checkbox"/> <input type="checkbox"/>	<input type="checkbox"/> <input type="checkbox"/> <input type="checkbox"/>	109.0#	1266
		24x60x29	AKRPDOF2460	<input type="checkbox"/> <input type="checkbox"/> <input type="checkbox"/>	<input type="checkbox"/> <input type="checkbox"/>	<input type="checkbox"/> <input type="checkbox"/> <input type="checkbox"/>	<input type="checkbox"/> <input type="checkbox"/> <input type="checkbox"/>	113.0#	1278
			A	B	C	D	E		

HOW TO ORDER

Indicate the following information on order form:

- Quantity of each item.
- Model number, including options. See “How To Build a Model Number”.
- Any special service required.

Note:

- The ☐ indicates that a choice is required.
- The absence of the ☐ indicates that no choice is required.
- Alpha-numeric characters in place of ☐ indicate that no other alternatives are available.

HOW TO BUILD A MODEL NUMBER

- A**Select basic model.
- B**Select pull option.

CA

- Cubic Pull - Anodized Aluminum

LK

- Integrated Pull - Black Plastic

WS

- Waterfall Pull - Painted Silver

ZS

- Straight Pull - Painted Silver
- C**Select lock option.

NL

- No lock

WL

- Locking-no lock core (ordered separately with kits) - 1 Lock ; add \$25
- D**Select top laminate color.

Refer to the **Product Color Options** page in this price list.
- E**Select base laminate color.

Refer to the **Product Color Options** page in this price list.

SPECIAL SERVICES

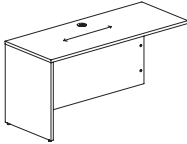
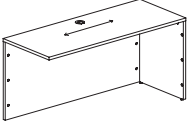
Special Carton Marking

With specially marked information N/C

Shipping
Ships **knocked down**, **FOB KI-Orenda Bolton, ON L6T 5T6, freight prepaid**. Freight class 85.

Specifications and prices are subject to change without prior notice.



		MODEL NUMBER				
		Basic Model	Top Laminate Color	Base Laminate Color		
MODEL	D x W x H				Approx. Packaged Weight	Delivered Pricing
 AKRNP	Return Left Rectangle, 1" TFL Smooth Edge <ul style="list-style-type: none">No pedestal; full backCenter grommet includedUnit cannot be free standing	20x30x29	AKRNPNB2030	<input type="checkbox"/> <input type="checkbox"/> <input type="checkbox"/>	<input type="checkbox"/> <input type="checkbox"/> <input type="checkbox"/>	\$ 502
		20x36x29	AKRNPNB2036	<input type="checkbox"/> <input type="checkbox"/> <input type="checkbox"/>	<input type="checkbox"/> <input type="checkbox"/> <input type="checkbox"/>	522
		20x42x29	AKRNPNB2042	<input type="checkbox"/> <input type="checkbox"/> <input type="checkbox"/>	<input type="checkbox"/> <input type="checkbox"/> <input type="checkbox"/>	542
		20x48x29	AKRNPNB2048	<input type="checkbox"/> <input type="checkbox"/> <input type="checkbox"/>	<input type="checkbox"/> <input type="checkbox"/> <input type="checkbox"/>	561
		20x54x29	AKRNPNB2054	<input type="checkbox"/> <input type="checkbox"/> <input type="checkbox"/>	<input type="checkbox"/> <input type="checkbox"/> <input type="checkbox"/>	584
		20x60x29	AKRNPNB2060	<input type="checkbox"/> <input type="checkbox"/> <input type="checkbox"/>	<input type="checkbox"/> <input type="checkbox"/> <input type="checkbox"/>	601
		24x30x29	AKRNPNB2430	<input type="checkbox"/> <input type="checkbox"/> <input type="checkbox"/>	<input type="checkbox"/> <input type="checkbox"/> <input type="checkbox"/>	520
		24x36x29	AKRNPNB2436	<input type="checkbox"/> <input type="checkbox"/> <input type="checkbox"/>	<input type="checkbox"/> <input type="checkbox"/> <input type="checkbox"/>	542
		24x42x29	AKRNPNB2442	<input type="checkbox"/> <input type="checkbox"/> <input type="checkbox"/>	<input type="checkbox"/> <input type="checkbox"/> <input type="checkbox"/>	563
		24x48x29	AKRNPNB2448	<input type="checkbox"/> <input type="checkbox"/> <input type="checkbox"/>	<input type="checkbox"/> <input type="checkbox"/> <input type="checkbox"/>	581
		24x54x29	AKRNPNB2454	<input type="checkbox"/> <input type="checkbox"/> <input type="checkbox"/>	<input type="checkbox"/> <input type="checkbox"/> <input type="checkbox"/>	602
		24x60x29	AKRNPNB2460	<input type="checkbox"/> <input type="checkbox"/> <input type="checkbox"/>	<input type="checkbox"/> <input type="checkbox"/> <input type="checkbox"/>	619
 AKRNP	Return Right Rectangle, 1" TFL Smooth Edge <ul style="list-style-type: none">No pedestal; full backCenter grommet includedUnit cannot be free standing	20x30x29	AKRNPBN2030	<input type="checkbox"/> <input type="checkbox"/> <input type="checkbox"/>	<input type="checkbox"/> <input type="checkbox"/> <input type="checkbox"/>	\$ 502
		20x36x29	AKRNPBN2036	<input type="checkbox"/> <input type="checkbox"/> <input type="checkbox"/>	<input type="checkbox"/> <input type="checkbox"/> <input type="checkbox"/>	522
		20x42x29	AKRNPBN2042	<input type="checkbox"/> <input type="checkbox"/> <input type="checkbox"/>	<input type="checkbox"/> <input type="checkbox"/> <input type="checkbox"/>	542
		20x48x29	AKRNPBN2048	<input type="checkbox"/> <input type="checkbox"/> <input type="checkbox"/>	<input type="checkbox"/> <input type="checkbox"/> <input type="checkbox"/>	561
		20x54x29	AKRNPBN2054	<input type="checkbox"/> <input type="checkbox"/> <input type="checkbox"/>	<input type="checkbox"/> <input type="checkbox"/> <input type="checkbox"/>	584
		20x60x29	AKRNPBN2060	<input type="checkbox"/> <input type="checkbox"/> <input type="checkbox"/>	<input type="checkbox"/> <input type="checkbox"/> <input type="checkbox"/>	601
		24x30x29	AKRNPBN2430	<input type="checkbox"/> <input type="checkbox"/> <input type="checkbox"/>	<input type="checkbox"/> <input type="checkbox"/> <input type="checkbox"/>	520
		24x36x29	AKRNPBN2436	<input type="checkbox"/> <input type="checkbox"/> <input type="checkbox"/>	<input type="checkbox"/> <input type="checkbox"/> <input type="checkbox"/>	542
		24x42x29	AKRNPBN2442	<input type="checkbox"/> <input type="checkbox"/> <input type="checkbox"/>	<input type="checkbox"/> <input type="checkbox"/> <input type="checkbox"/>	563
		24x48x29	AKRNPBN2448	<input type="checkbox"/> <input type="checkbox"/> <input type="checkbox"/>	<input type="checkbox"/> <input type="checkbox"/> <input type="checkbox"/>	581
		24x54x29	AKRNPBN2454	<input type="checkbox"/> <input type="checkbox"/> <input type="checkbox"/>	<input type="checkbox"/> <input type="checkbox"/> <input type="checkbox"/>	602
		24x60x29	AKRNPBN2460	<input type="checkbox"/> <input type="checkbox"/> <input type="checkbox"/>	<input type="checkbox"/> <input type="checkbox"/> <input type="checkbox"/>	619

A

B

C

HOW TO ORDER

Indicate the following information on order form:

- Quantity of each item.
- Model number, including options. See "How To Build a Model Number".
- Any special service required.

Note:

- The ☐ indicates that a choice is required.
- The absence of the ☐ indicates that no choice is required.
- Alpha-numeric characters in place of ☐ indicate that no other alternatives are available.

HOW TO BUILD A MODEL NUMBER

- A

Select basic model.
- B

Select top laminate color.
Refer to the **Product Color Options** page in this price list.
- C

Select base laminate color.
Refer to the **Product Color Options** page in this price list.

SPECIAL SERVICES

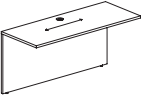
Special Carton Marking

With specially marked information N/C

Shipping
Ships **knocked down**, **FOB KI-Orenda Bolton, ON L6T 5T6, freight prepaid**. Freight class 85.

Specifications and prices are subject to change without prior notice.



		MODEL NUMBER				
		Basic Model	Top Laminate Color	Base Laminate Color		
MODEL	D x W x H				Approx. Packaged Weight	Delivered Pricing
 AKBRG	Bridge Rectangle, 1” TFL Smooth Edge <ul style="list-style-type: none">No pedestal; full backCenter grommet includedUnit cannot be free standing	20x30x29H	AKBRGB2030	<input type="checkbox"/> <input type="checkbox"/> <input type="checkbox"/>	<input type="checkbox"/> <input type="checkbox"/> <input type="checkbox"/>	41.0# \$ 443
		20x36x29H	AKBRGB2036	<input type="checkbox"/> <input type="checkbox"/> <input type="checkbox"/>	<input type="checkbox"/> <input type="checkbox"/> <input type="checkbox"/>	48.0# 473
		20x42x29H	AKBRGB2042	<input type="checkbox"/> <input type="checkbox"/> <input type="checkbox"/>	<input type="checkbox"/> <input type="checkbox"/> <input type="checkbox"/>	56.0# 502
		20x48x29H	AKBRGB2048	<input type="checkbox"/> <input type="checkbox"/> <input type="checkbox"/>	<input type="checkbox"/> <input type="checkbox"/> <input type="checkbox"/>	64.0# 532
		20x54x29H	AKBRGB2054	<input type="checkbox"/> <input type="checkbox"/> <input type="checkbox"/>	<input type="checkbox"/> <input type="checkbox"/> <input type="checkbox"/>	71.0# 561
		20x60x29H	AKBRGB2060	<input type="checkbox"/> <input type="checkbox"/> <input type="checkbox"/>	<input type="checkbox"/> <input type="checkbox"/> <input type="checkbox"/>	79.0# 591
		24x30x29H	AKBRGB2430	<input type="checkbox"/> <input type="checkbox"/> <input type="checkbox"/>	<input type="checkbox"/> <input type="checkbox"/> <input type="checkbox"/>	44.0# 474
		24x36x29H	AKBRGB2436	<input type="checkbox"/> <input type="checkbox"/> <input type="checkbox"/>	<input type="checkbox"/> <input type="checkbox"/> <input type="checkbox"/>	52.0# 500
		24x42x29H	AKBRGB2442	<input type="checkbox"/> <input type="checkbox"/> <input type="checkbox"/>	<input type="checkbox"/> <input type="checkbox"/> <input type="checkbox"/>	60.0# 518
		24x48x29H	AKBRGB2448	<input type="checkbox"/> <input type="checkbox"/> <input type="checkbox"/>	<input type="checkbox"/> <input type="checkbox"/> <input type="checkbox"/>	68.0# 553
		24x54x29H	AKBRGB2454	<input type="checkbox"/> <input type="checkbox"/> <input type="checkbox"/>	<input type="checkbox"/> <input type="checkbox"/> <input type="checkbox"/>	77.0# 589
		24x60x29H	AKBRGB2460	<input type="checkbox"/> <input type="checkbox"/> <input type="checkbox"/>	<input type="checkbox"/> <input type="checkbox"/> <input type="checkbox"/>	85.0# 625
		A	B	C		

HOW TO ORDER

Indicate the following information on order form:

- Quantity of each item.
- Model number, including options. See “How To Build a Model Number”.
- Any special service required.

Note:

- The ☐ indicates that a choice is required.
- The absence of the ☐ indicates that no choice is required.
- Alpha-numeric characters in place of ☐ indicate that no other alternatives are available.

HOW TO BUILD A MODEL NUMBER

- A** Select basic model.
- B** Select top laminate color.
Refer to the **Product Color Options** page in this price list.
- C** Select base laminate color.
Refer to the **Product Color Options** page in this price list.

SPECIAL SERVICES

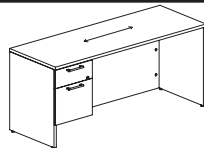
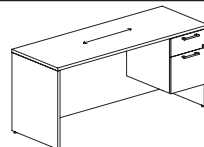
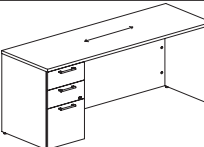
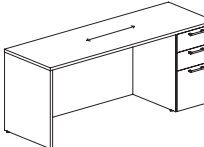
Special Carton Marking

With specially marked information N/C

Shipping
Ships **knocked down, FOB KI-Orenda Bolton, ON L6T 5T6, freight prepaid**. Freight class 85.

Specifications and prices are subject to change without prior notice.



			MODEL NUMBER						
			Basic Model	Pull Option	Lock Option	Top Laminate Color	Base Laminate Color		
MODEL								Approx. Packaged Weight	Delivered Pricing
	Credenza Left BF Pedestal, 1” TFL Smooth Edge <ul style="list-style-type: none">• Lock on fronts• Full flush modesty panel	20x60x29	AKCPSBFN2060	<input type="checkbox"/> <input type="checkbox"/> <input type="checkbox"/>	<input type="checkbox"/> <input type="checkbox"/>	<input type="checkbox"/> <input type="checkbox"/> <input type="checkbox"/> <input type="checkbox"/>	<input type="checkbox"/> <input type="checkbox"/> <input type="checkbox"/> <input type="checkbox"/>	130.0#	\$ 1257
		20x66x29	AKCPSBFN2066	<input type="checkbox"/> <input type="checkbox"/> <input type="checkbox"/>	<input type="checkbox"/> <input type="checkbox"/>	<input type="checkbox"/> <input type="checkbox"/> <input type="checkbox"/> <input type="checkbox"/>	<input type="checkbox"/> <input type="checkbox"/> <input type="checkbox"/> <input type="checkbox"/>	136.0#	1279
		20x72x29	AKCPSBFN2072	<input type="checkbox"/> <input type="checkbox"/> <input type="checkbox"/>	<input type="checkbox"/> <input type="checkbox"/>	<input type="checkbox"/> <input type="checkbox"/> <input type="checkbox"/> <input type="checkbox"/>	<input type="checkbox"/> <input type="checkbox"/> <input type="checkbox"/> <input type="checkbox"/>	142.0#	1301
		24x60x29	AKCPSBFN2460	<input type="checkbox"/> <input type="checkbox"/> <input type="checkbox"/>	<input type="checkbox"/> <input type="checkbox"/>	<input type="checkbox"/> <input type="checkbox"/> <input type="checkbox"/> <input type="checkbox"/>	<input type="checkbox"/> <input type="checkbox"/> <input type="checkbox"/> <input type="checkbox"/>	155.0#	1337
		24x66x29	AKCPSBFN2466	<input type="checkbox"/> <input type="checkbox"/> <input type="checkbox"/>	<input type="checkbox"/> <input type="checkbox"/>	<input type="checkbox"/> <input type="checkbox"/> <input type="checkbox"/> <input type="checkbox"/>	<input type="checkbox"/> <input type="checkbox"/> <input type="checkbox"/> <input type="checkbox"/>	162.0#	1364
		24x72x29	AKCPSBFN2472	<input type="checkbox"/> <input type="checkbox"/> <input type="checkbox"/>	<input type="checkbox"/> <input type="checkbox"/>	<input type="checkbox"/> <input type="checkbox"/> <input type="checkbox"/> <input type="checkbox"/>	<input type="checkbox"/> <input type="checkbox"/> <input type="checkbox"/> <input type="checkbox"/>	169.0#	1385
AKCPS									
	Credenza Right BF Pedestal, 1” TFL Smooth Edge <ul style="list-style-type: none">• Lock on fronts• Full flush modesty panel	20x60x29	AKCPSNBF2060	<input type="checkbox"/> <input type="checkbox"/> <input type="checkbox"/>	<input type="checkbox"/> <input type="checkbox"/>	<input type="checkbox"/> <input type="checkbox"/> <input type="checkbox"/> <input type="checkbox"/>	<input type="checkbox"/> <input type="checkbox"/> <input type="checkbox"/> <input type="checkbox"/>	130.0#	\$ 1257
		20x66x29	AKCPSNBF2066	<input type="checkbox"/> <input type="checkbox"/> <input type="checkbox"/>	<input type="checkbox"/> <input type="checkbox"/>	<input type="checkbox"/> <input type="checkbox"/> <input type="checkbox"/> <input type="checkbox"/>	<input type="checkbox"/> <input type="checkbox"/> <input type="checkbox"/> <input type="checkbox"/>	136.0#	1279
		20x72x29	AKCPSNBF2072	<input type="checkbox"/> <input type="checkbox"/> <input type="checkbox"/>	<input type="checkbox"/> <input type="checkbox"/>	<input type="checkbox"/> <input type="checkbox"/> <input type="checkbox"/> <input type="checkbox"/>	<input type="checkbox"/> <input type="checkbox"/> <input type="checkbox"/> <input type="checkbox"/>	142.0#	1301
		24x60x29	AKCPSNBF2460	<input type="checkbox"/> <input type="checkbox"/> <input type="checkbox"/>	<input type="checkbox"/> <input type="checkbox"/>	<input type="checkbox"/> <input type="checkbox"/> <input type="checkbox"/> <input type="checkbox"/>	<input type="checkbox"/> <input type="checkbox"/> <input type="checkbox"/> <input type="checkbox"/>	155.0#	1337
		24x66x29	AKCPSNBF2466	<input type="checkbox"/> <input type="checkbox"/> <input type="checkbox"/>	<input type="checkbox"/> <input type="checkbox"/>	<input type="checkbox"/> <input type="checkbox"/> <input type="checkbox"/> <input type="checkbox"/>	<input type="checkbox"/> <input type="checkbox"/> <input type="checkbox"/> <input type="checkbox"/>	162.0#	1364
		24x72x29	AKCPSNBF2472	<input type="checkbox"/> <input type="checkbox"/> <input type="checkbox"/>	<input type="checkbox"/> <input type="checkbox"/>	<input type="checkbox"/> <input type="checkbox"/> <input type="checkbox"/> <input type="checkbox"/>	<input type="checkbox"/> <input type="checkbox"/> <input type="checkbox"/> <input type="checkbox"/>	169.0#	1385
AKCPS									
	Credenza Left BBF Pedestal, 1” TFL Smooth Edge <ul style="list-style-type: none">• Lock on fronts• Full flush modesty panel	20x60x29	AKCPSUN2060	<input type="checkbox"/> <input type="checkbox"/> <input type="checkbox"/>	<input type="checkbox"/> <input type="checkbox"/>	<input type="checkbox"/> <input type="checkbox"/> <input type="checkbox"/> <input type="checkbox"/>	<input type="checkbox"/> <input type="checkbox"/> <input type="checkbox"/> <input type="checkbox"/>	142.0#	\$ 1536
		20x66x29	AKCPSUN2066	<input type="checkbox"/> <input type="checkbox"/> <input type="checkbox"/>	<input type="checkbox"/> <input type="checkbox"/>	<input type="checkbox"/> <input type="checkbox"/> <input type="checkbox"/> <input type="checkbox"/>	<input type="checkbox"/> <input type="checkbox"/> <input type="checkbox"/> <input type="checkbox"/>	148.0#	1556
		20x72x29	AKCPSUN2072	<input type="checkbox"/> <input type="checkbox"/> <input type="checkbox"/>	<input type="checkbox"/> <input type="checkbox"/>	<input type="checkbox"/> <input type="checkbox"/> <input type="checkbox"/> <input type="checkbox"/>	<input type="checkbox"/> <input type="checkbox"/> <input type="checkbox"/> <input type="checkbox"/>	154.0#	1577
		24x60x29	AKCPSUN2460	<input type="checkbox"/> <input type="checkbox"/> <input type="checkbox"/>	<input type="checkbox"/> <input type="checkbox"/>	<input type="checkbox"/> <input type="checkbox"/> <input type="checkbox"/> <input type="checkbox"/>	<input type="checkbox"/> <input type="checkbox"/> <input type="checkbox"/> <input type="checkbox"/>	172.0#	1625
		24x66x29	AKCPSUN2466	<input type="checkbox"/> <input type="checkbox"/> <input type="checkbox"/>	<input type="checkbox"/> <input type="checkbox"/>	<input type="checkbox"/> <input type="checkbox"/> <input type="checkbox"/> <input type="checkbox"/>	<input type="checkbox"/> <input type="checkbox"/> <input type="checkbox"/> <input type="checkbox"/>	179.0#	1646
		24x72x29	AKCPSUN2472	<input type="checkbox"/> <input type="checkbox"/> <input type="checkbox"/>	<input type="checkbox"/> <input type="checkbox"/>	<input type="checkbox"/> <input type="checkbox"/> <input type="checkbox"/> <input type="checkbox"/>	<input type="checkbox"/> <input type="checkbox"/> <input type="checkbox"/> <input type="checkbox"/>	187.0#	1667
AKCPS									
	Credenza Right BBF Pedestal, 1” TFL Smooth Edge <ul style="list-style-type: none">• Lock on fronts• Full flush modesty panel	20x60x29	AKCPSNU2060	<input type="checkbox"/> <input type="checkbox"/> <input type="checkbox"/>	<input type="checkbox"/> <input type="checkbox"/>	<input type="checkbox"/> <input type="checkbox"/> <input type="checkbox"/> <input type="checkbox"/>	<input type="checkbox"/> <input type="checkbox"/> <input type="checkbox"/> <input type="checkbox"/>	142.0#	\$ 1536
		20x66x29	AKCPSNU2066	<input type="checkbox"/> <input type="checkbox"/> <input type="checkbox"/>	<input type="checkbox"/> <input type="checkbox"/>	<input type="checkbox"/> <input type="checkbox"/> <input type="checkbox"/> <input type="checkbox"/>	<input type="checkbox"/> <input type="checkbox"/> <input type="checkbox"/> <input type="checkbox"/>	148.0#	1556
		20x72x29	AKCPSNU2072	<input type="checkbox"/> <input type="checkbox"/> <input type="checkbox"/>	<input type="checkbox"/> <input type="checkbox"/>	<input type="checkbox"/> <input type="checkbox"/> <input type="checkbox"/> <input type="checkbox"/>	<input type="checkbox"/> <input type="checkbox"/> <input type="checkbox"/> <input type="checkbox"/>	154.0#	1577
		24x60x29	AKCPSNU2460	<input type="checkbox"/> <input type="checkbox"/> <input type="checkbox"/>	<input type="checkbox"/> <input type="checkbox"/>	<input type="checkbox"/> <input type="checkbox"/> <input type="checkbox"/> <input type="checkbox"/>	<input type="checkbox"/> <input type="checkbox"/> <input type="checkbox"/> <input type="checkbox"/>	172.0#	1625
		24x66x29	AKCPSNU2466	<input type="checkbox"/> <input type="checkbox"/> <input type="checkbox"/>	<input type="checkbox"/> <input type="checkbox"/>	<input type="checkbox"/> <input type="checkbox"/> <input type="checkbox"/> <input type="checkbox"/>	<input type="checkbox"/> <input type="checkbox"/> <input type="checkbox"/> <input type="checkbox"/>	179.0#	1646
		24x72x29	AKCPSNU2472	<input type="checkbox"/> <input type="checkbox"/> <input type="checkbox"/>	<input type="checkbox"/> <input type="checkbox"/>	<input type="checkbox"/> <input type="checkbox"/> <input type="checkbox"/> <input type="checkbox"/>	<input type="checkbox"/> <input type="checkbox"/> <input type="checkbox"/> <input type="checkbox"/>	187.0#	1667
AKCPS									
			A	B	C	D	E		

HOW TO ORDER

Indicate the following information on order form:

1. Quantity of each item.
2. Model number, including options. See “How To Build a Model Number”.
3. Any special service required.

Note:

- The ☐ indicates that a choice is required.
- The absence of the ☐ indicates that no choice is required.
- Alpha-numeric characters in place of ☐ indicate that no other alternatives are available.

HOW TO BUILD A MODEL NUMBER

- A**Select basic model.
- B**Select pull option.

CA

- Cubic Pull - Anodized Aluminum

LK

- Integrated Pull - Black Plastic

ZS

- Straight Pull - Painted Silver

WS

- Waterfall Pull - Painted Silver
- C**Select lock option.

NL

- No lock

WL

- Locking-no lock core (ordered separately with kits) - 1 Lock ; add \$25
- D**Select top laminate color.

Refer to the **Product Color Options** page in this price list.
- E**Select base laminate color.

Refer to the **Product Color Options** page in this price list.

SPECIAL SERVICES

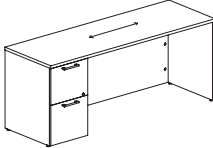
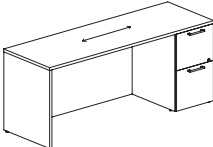
Special Carton Marking

With specially marked information N/C

Shipping
Ships **assembled, FOB KI-Orenda Bolton, ON L7E 1G8, freight prepaid.** Freight class 85.

Specifications and prices are subject to change without prior notice.



		MODEL NUMBER						
		Basic Model	Pull Option	Lock Option	Top Laminate Color	Base Laminate Color		
MODEL	D x W x H						Approx. Packaged Weight	Delivered Pricing
 AKCPS	Credenza Left FF Pedestal, 1” TFL Smooth Edge • Lock on fronts • Full flush modesty panel	20x60x29	AKCPSFN2060	<input type="checkbox"/> <input type="checkbox"/> <input type="checkbox"/>	<input type="checkbox"/> <input type="checkbox"/>	<input type="checkbox"/> <input type="checkbox"/> <input type="checkbox"/>	140.0#	\$ 1385
		20x66x29	AKCPSFN2066	<input type="checkbox"/> <input type="checkbox"/> <input type="checkbox"/>	<input type="checkbox"/> <input type="checkbox"/>	<input type="checkbox"/> <input type="checkbox"/> <input type="checkbox"/>	146.0#	1407
		20x72x29	AKCPSFN2072	<input type="checkbox"/> <input type="checkbox"/> <input type="checkbox"/>	<input type="checkbox"/> <input type="checkbox"/>	<input type="checkbox"/> <input type="checkbox"/> <input type="checkbox"/>	152.0#	1430
		24x60x29	AKCPSFN2460	<input type="checkbox"/> <input type="checkbox"/> <input type="checkbox"/>	<input type="checkbox"/> <input type="checkbox"/>	<input type="checkbox"/> <input type="checkbox"/> <input type="checkbox"/>	172.0#	1472
		24x66x29	AKCPSFN2466	<input type="checkbox"/> <input type="checkbox"/> <input type="checkbox"/>	<input type="checkbox"/> <input type="checkbox"/>	<input type="checkbox"/> <input type="checkbox"/> <input type="checkbox"/>	179.0#	1499
		24x72x29	AKCPSFN2472	<input type="checkbox"/> <input type="checkbox"/> <input type="checkbox"/>	<input type="checkbox"/> <input type="checkbox"/>	<input type="checkbox"/> <input type="checkbox"/> <input type="checkbox"/>	187.0#	1526
 AKCPS	Credenza Right FF Pedestal, 1” TFL Smooth Edge • Lock on fronts • Full flush modesty panel	20x60x29	AKCPSNF2060	<input type="checkbox"/> <input type="checkbox"/> <input type="checkbox"/>	<input type="checkbox"/> <input type="checkbox"/>	<input type="checkbox"/> <input type="checkbox"/> <input type="checkbox"/>	140.0#	\$ 1385
		20x66x29	AKCPSNF2066	<input type="checkbox"/> <input type="checkbox"/> <input type="checkbox"/>	<input type="checkbox"/> <input type="checkbox"/>	<input type="checkbox"/> <input type="checkbox"/> <input type="checkbox"/>	146.0#	1407
		20x72x29	AKCPSNF2072	<input type="checkbox"/> <input type="checkbox"/> <input type="checkbox"/>	<input type="checkbox"/> <input type="checkbox"/>	<input type="checkbox"/> <input type="checkbox"/> <input type="checkbox"/>	152.0#	1430
		24x60x29	AKCPSNF2460	<input type="checkbox"/> <input type="checkbox"/> <input type="checkbox"/>	<input type="checkbox"/> <input type="checkbox"/>	<input type="checkbox"/> <input type="checkbox"/> <input type="checkbox"/>	172.0#	1472
		24x66x29	AKCPSNF2466	<input type="checkbox"/> <input type="checkbox"/> <input type="checkbox"/>	<input type="checkbox"/> <input type="checkbox"/>	<input type="checkbox"/> <input type="checkbox"/> <input type="checkbox"/>	179.0#	1499
		24x72x29	AKCPSNF2472	<input type="checkbox"/> <input type="checkbox"/> <input type="checkbox"/>	<input type="checkbox"/> <input type="checkbox"/>	<input type="checkbox"/> <input type="checkbox"/> <input type="checkbox"/>	187.0#	1526
			A	B	C	D	E	

HOW TO ORDER

Indicate the following information on order form:

- Quantity of each item.
- Model number, including options. See “How To Build a Model Number”.
- Any special service required.

Note:

- The ☐ indicates that a choice is required.
- The absence of the ☐ indicates that no choice is required.
- Alpha-numeric characters in place of ☐ indicate that no other alternatives are available.

HOW TO BUILD A MODEL NUMBER

- A**Select basic model.
- | | |
|-----------|-----------------------------------|
| CA | - Cubic Pull - Anodized Aluminum |
| LK | - Integrated Pull - Black Plastic |
| ZS | - Straight Pull - Painted Silver |
| WS | - Waterfall Pull - Painted Silver |
- C**Select lock option.
- | | |
|-----------|---|
| NL | - No lock |
| WL | - Locking-no lock core (ordered separately with kits) - 1 Lock ; add \$25 |
- D**Select top laminate color.
Refer to the **Product Color Options** page in this price list.
- E**Select base laminate color.
Refer to the **Product Color Options** page in this price list.

SPECIAL SERVICES

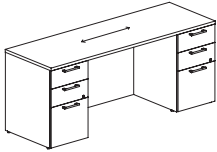
Special Carton Marking

With specially marked information N/C

Shipping
Ships **assembled, FOB KI-Orenda Bolton, ON L7E 1G8, freight prepaid.** Freight class 85.

Specifications and prices are subject to change without prior notice.



		MODEL NUMBER						
		Basic Model	Pull Option	Lock Option	Top Laminate Color	Base Laminate Color		
MODEL	D x W x H						Approx. Packaged Weight	Delivered Pricing
 AKCPD	Credenza Double BBF Pedestal, 1” TFL Smooth Edge <ul style="list-style-type: none">• Lock on fronts• Full flush modesty panel	20x60x29	AKCPDUU2060	<input type="checkbox"/> <input type="checkbox"/> <input type="checkbox"/>	<input type="checkbox"/> <input type="checkbox"/>	<input type="checkbox"/> <input type="checkbox"/> <input type="checkbox"/>	186.0#	\$ 1846
		20x66x29	AKCPDUU2066	<input type="checkbox"/> <input type="checkbox"/> <input type="checkbox"/>	<input type="checkbox"/> <input type="checkbox"/>	<input type="checkbox"/> <input type="checkbox"/> <input type="checkbox"/>	193.0#	1862
		20x72x29	AKCPDUU2072	<input type="checkbox"/> <input type="checkbox"/> <input type="checkbox"/>	<input type="checkbox"/> <input type="checkbox"/>	<input type="checkbox"/> <input type="checkbox"/> <input type="checkbox"/>	199.0#	1877
		24x60x29	AKCPDUU2460	<input type="checkbox"/> <input type="checkbox"/> <input type="checkbox"/>	<input type="checkbox"/> <input type="checkbox"/>	<input type="checkbox"/> <input type="checkbox"/> <input type="checkbox"/>	229.0#	1932
		24x66x29	AKCPDUU2466	<input type="checkbox"/> <input type="checkbox"/> <input type="checkbox"/>	<input type="checkbox"/> <input type="checkbox"/>	<input type="checkbox"/> <input type="checkbox"/> <input type="checkbox"/>	237.0#	1958
		24x72x29	AKCPDUU2472	<input type="checkbox"/> <input type="checkbox"/> <input type="checkbox"/>	<input type="checkbox"/> <input type="checkbox"/>	<input type="checkbox"/> <input type="checkbox"/> <input type="checkbox"/>	244.0#	1984
			A	B	C	D		E

HOW TO ORDER

Indicate the following information on order form:

- Quantity of each item.
- Model number, including options. See “How To Build a Model Number”.
- Any special service required.

Note:

- The ☐ indicates that a choice is required.
- The absence of the ☐ indicates that no choice is required.
- Alpha-numeric characters in place of ☐ indicate that no other alternatives are available.

HOW TO BUILD A MODEL NUMBER

- A**Select basic model.
- B**Select pull option.
- | | |
|-----------|-----------------------------------|
| CA | - Cubic Pull - Anodized Aluminum |
| LK | - Integrated Pull - Black Plastic |
| ZS | - Straight Pull - Painted Silver |
| WS | - Waterfall Pull - Painted Silver |
- C**Select lock option.
- | | |
|-----------|---|
| NL | - No lock |
| WL | - Locking-no lock core (ordered separately with kits) - 2 Locks; add \$50 |
- D**Select top laminate color.
Refer to the **Product Color Options** page in this price list.
- E**Select base laminate color.
Refer to the **Product Color Options** page in this price list.

SPECIAL SERVICES

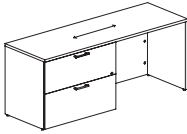
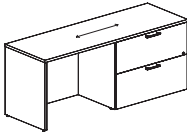
Special Carton Marking

With specially marked information N/C

Shipping
Ships **assembled, FOB KI-Orenda Bolton, ON L7E 1G8, freight prepaid.** Freight class 85.

Specifications and prices are subject to change without prior notice.



			MODEL NUMBER						
			Basic Model	Pull Option	Lock Option	Top Laminate Color	Base Laminate Color		
	MODEL	D x W x H						Approx. Packaged Weight	Delivered Pricing
	Credenza Lateral File Left, 1” TFL	20x66x29	AKCLFL2066	<input type="checkbox"/> <input type="checkbox"/> <input type="checkbox"/>	<input type="checkbox"/>	<input type="checkbox"/> <input type="checkbox"/> <input type="checkbox"/>	<input type="checkbox"/> <input type="checkbox"/> <input type="checkbox"/>	197.0#	\$ 1709
	Smooth Edge	20x72x29	AKCLFL2072	<input type="checkbox"/> <input type="checkbox"/> <input type="checkbox"/>	<input type="checkbox"/>	<input type="checkbox"/> <input type="checkbox"/> <input type="checkbox"/>	<input type="checkbox"/> <input type="checkbox"/> <input type="checkbox"/>	205.0#	1718
	• Lateral file left; open right	24x60x29	AKCLFL2460	<input type="checkbox"/> <input type="checkbox"/> <input type="checkbox"/>	<input type="checkbox"/>	<input type="checkbox"/> <input type="checkbox"/> <input type="checkbox"/>	<input type="checkbox"/> <input type="checkbox"/> <input type="checkbox"/>	192.0#	1781
	• Lock on fronts	24x66x29	AKCLFL2466	<input type="checkbox"/> <input type="checkbox"/> <input type="checkbox"/>	<input type="checkbox"/>	<input type="checkbox"/> <input type="checkbox"/> <input type="checkbox"/>	<input type="checkbox"/> <input type="checkbox"/> <input type="checkbox"/>	199.0#	1794
	• Side to side letter sized filing requires field installed bars specified separately	24x72x29	AKCLFL2472	<input type="checkbox"/> <input type="checkbox"/> <input type="checkbox"/>	<input type="checkbox"/>	<input type="checkbox"/> <input type="checkbox"/> <input type="checkbox"/>	<input type="checkbox"/> <input type="checkbox"/> <input type="checkbox"/>	206.0#	1807
AKCLF									
	MODEL	D x W x H						Approx. Packaged Weight	Delivered Pricing
	Credenza Lateral File Right, 1” TFL	20x66x29	AKCLFR2066	<input type="checkbox"/> <input type="checkbox"/> <input type="checkbox"/>	<input type="checkbox"/>	<input type="checkbox"/> <input type="checkbox"/> <input type="checkbox"/>	<input type="checkbox"/> <input type="checkbox"/> <input type="checkbox"/>	197.0#	\$ 1709
	Smooth Edge	20x72x29	AKCLFR2072	<input type="checkbox"/> <input type="checkbox"/> <input type="checkbox"/>	<input type="checkbox"/>	<input type="checkbox"/> <input type="checkbox"/> <input type="checkbox"/>	<input type="checkbox"/> <input type="checkbox"/> <input type="checkbox"/>	205.0#	1718
	• Open left; lateral file right	24x60x29	AKCLFR2460	<input type="checkbox"/> <input type="checkbox"/> <input type="checkbox"/>	<input type="checkbox"/>	<input type="checkbox"/> <input type="checkbox"/> <input type="checkbox"/>	<input type="checkbox"/> <input type="checkbox"/> <input type="checkbox"/>	192.0#	1781
	• Lock on fronts	24x66x29	AKCLFR2466	<input type="checkbox"/> <input type="checkbox"/> <input type="checkbox"/>	<input type="checkbox"/>	<input type="checkbox"/> <input type="checkbox"/> <input type="checkbox"/>	<input type="checkbox"/> <input type="checkbox"/> <input type="checkbox"/>	199.0#	1794
	• Side to side letter sized filing requires field installed bars specified separately	24x72x29	AKCLFR2472	<input type="checkbox"/> <input type="checkbox"/> <input type="checkbox"/>	<input type="checkbox"/>	<input type="checkbox"/> <input type="checkbox"/> <input type="checkbox"/>	<input type="checkbox"/> <input type="checkbox"/> <input type="checkbox"/>	206.0#	1807
AKCLF									
			A	B	C	D	E		

HOW TO ORDER

Indicate the following information on order form:

- Quantity of each item.
- Model number, including options. See “How To Build a Model Number”.
- Any special service required.

Note:

- The ☐ indicates that a choice is required.
- The absence of the ☐ indicates that no choice is required.
- Alpha-numeric characters in place of ☐ indicate that no other alternatives are available.

HOW TO BUILD A MODEL NUMBER

- A**Select basic model.
- B**Select pull option.
- | | |
|-----------|-----------------------------------|
| CA | - Cubic Pull - Anodized Aluminum |
| LK | - Integrated Pull - Black Plastic |
| ZS | - Straight Pull - Painted Silver |
| WS | - Waterfall Pull - Painted Silver |
- C**Select lock option.
- | | |
|-----------|---|
| NL | - No lock |
| WL | - Locking-no lock core (ordered separately with kits) - 1 Lock ; add \$25 |
- D**Select top laminate color.
Refer to the **Product Color Options** page in this price list.
- E**Select base laminate color.
Refer to the **Product Color Options** page in this price list.

SPECIAL SERVICES

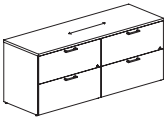
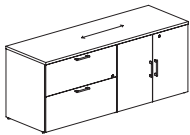
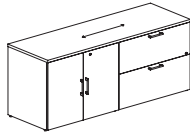
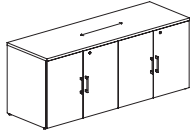
Special Carton Marking

With specially marked information N/C

Shipping
Ships **assembled, FOB KI-Orenda Bolton, ON L7E 1G8, freight prepaid.** Freight class 85.

Specifications and prices are subject to change without prior notice.



		MODEL NUMBER						
		Basic Model	Pull Option	Lock Option	Top Laminate Color	Base Laminate Color		
MODEL	D x W x H						Approx. Packaged Weight	Delivered Pricing
	Credenza Double Lateral Files, 1” TFL Smooth Edge	20x60x29	AKCLSLL2060	<input type="checkbox"/> <input type="checkbox"/> <input type="checkbox"/>	<input type="checkbox"/> <input type="checkbox"/>	<input type="checkbox"/> <input type="checkbox"/> <input type="checkbox"/>	<input type="checkbox"/> <input type="checkbox"/> <input type="checkbox"/>	245.0# \$ 2409
	• Lock on fronts	20x72x29	AKCLSLL2072	<input type="checkbox"/> <input type="checkbox"/> <input type="checkbox"/>	<input type="checkbox"/> <input type="checkbox"/>	<input type="checkbox"/> <input type="checkbox"/> <input type="checkbox"/>	<input type="checkbox"/> <input type="checkbox"/> <input type="checkbox"/>	272.0# 2571
	• Side to side letter sized filing requires field installed bars specified separately	24x60x29	AKCLSLL2460	<input type="checkbox"/> <input type="checkbox"/> <input type="checkbox"/>	<input type="checkbox"/> <input type="checkbox"/>	<input type="checkbox"/> <input type="checkbox"/> <input type="checkbox"/>	<input type="checkbox"/> <input type="checkbox"/> <input type="checkbox"/>	248.0# 2530
		24x72x29	AKCLSLL2472	<input type="checkbox"/> <input type="checkbox"/> <input type="checkbox"/>	<input type="checkbox"/> <input type="checkbox"/>	<input type="checkbox"/> <input type="checkbox"/> <input type="checkbox"/>	<input type="checkbox"/> <input type="checkbox"/> <input type="checkbox"/>	285.0# 2683
AKCLS								
	Credenza Lateral File/Doors, 1” TFL Smooth Edge	20x60x29	AKCLSLS2060	<input type="checkbox"/> <input type="checkbox"/> <input type="checkbox"/>	<input type="checkbox"/> <input type="checkbox"/>	<input type="checkbox"/> <input type="checkbox"/> <input type="checkbox"/>	<input type="checkbox"/> <input type="checkbox"/> <input type="checkbox"/>	206.0# \$ 2111
	• Lateral file left; doors right	20x72x29	AKCLSLS2072	<input type="checkbox"/> <input type="checkbox"/> <input type="checkbox"/>	<input type="checkbox"/> <input type="checkbox"/>	<input type="checkbox"/> <input type="checkbox"/> <input type="checkbox"/>	<input type="checkbox"/> <input type="checkbox"/> <input type="checkbox"/>	229.0# 2214
	• Lock on fronts	24x60x29	AKCLSLS2460	<input type="checkbox"/> <input type="checkbox"/> <input type="checkbox"/>	<input type="checkbox"/> <input type="checkbox"/>	<input type="checkbox"/> <input type="checkbox"/> <input type="checkbox"/>	<input type="checkbox"/> <input type="checkbox"/> <input type="checkbox"/>	231.0# 2249
	• Side to side letter sized filing requires field installed bars specified separately	24x72x29	AKCLSLS2472	<input type="checkbox"/> <input type="checkbox"/> <input type="checkbox"/>	<input type="checkbox"/> <input type="checkbox"/>	<input type="checkbox"/> <input type="checkbox"/> <input type="checkbox"/>	<input type="checkbox"/> <input type="checkbox"/> <input type="checkbox"/>	264.0# 2348
AKCLS								
	Credenza Doors/Lateral File, 1” TFL Smooth Edge	20x60x29	AKCLSSL2060	<input type="checkbox"/> <input type="checkbox"/> <input type="checkbox"/>	<input type="checkbox"/> <input type="checkbox"/>	<input type="checkbox"/> <input type="checkbox"/> <input type="checkbox"/>	<input type="checkbox"/> <input type="checkbox"/> <input type="checkbox"/>	206.0# \$ 2111
	• Doors left; lateral file right	20x72x29	AKCLSSL2072	<input type="checkbox"/> <input type="checkbox"/> <input type="checkbox"/>	<input type="checkbox"/> <input type="checkbox"/>	<input type="checkbox"/> <input type="checkbox"/> <input type="checkbox"/>	<input type="checkbox"/> <input type="checkbox"/> <input type="checkbox"/>	229.0# 2214
	• Lock on fronts	24x60x29	AKCLSSL2460	<input type="checkbox"/> <input type="checkbox"/> <input type="checkbox"/>	<input type="checkbox"/> <input type="checkbox"/>	<input type="checkbox"/> <input type="checkbox"/> <input type="checkbox"/>	<input type="checkbox"/> <input type="checkbox"/> <input type="checkbox"/>	231.0# 2249
	• Side to side letter sized filing requires field installed bars specified separately	24x72x29	AKCLSSL2472	<input type="checkbox"/> <input type="checkbox"/> <input type="checkbox"/>	<input type="checkbox"/> <input type="checkbox"/>	<input type="checkbox"/> <input type="checkbox"/> <input type="checkbox"/>	<input type="checkbox"/> <input type="checkbox"/> <input type="checkbox"/>	264.0# 2348
AKCLS								
	Credenza Double Doors, 1” TFL Smooth Edge	20x60x29	AKCLSSS2060	<input type="checkbox"/> <input type="checkbox"/> <input type="checkbox"/>	<input type="checkbox"/> <input type="checkbox"/>	<input type="checkbox"/> <input type="checkbox"/> <input type="checkbox"/>	<input type="checkbox"/> <input type="checkbox"/> <input type="checkbox"/>	194.0# \$ 1682
	• Doors left; doors right	20x72x29	AKCLSSS2072	<input type="checkbox"/> <input type="checkbox"/> <input type="checkbox"/>	<input type="checkbox"/> <input type="checkbox"/>	<input type="checkbox"/> <input type="checkbox"/> <input type="checkbox"/>	<input type="checkbox"/> <input type="checkbox"/> <input type="checkbox"/>	216.0# 1716
	• Lock on fronts	24x60x29	AKCLSSS2460	<input type="checkbox"/> <input type="checkbox"/> <input type="checkbox"/>	<input type="checkbox"/> <input type="checkbox"/>	<input type="checkbox"/> <input type="checkbox"/> <input type="checkbox"/>	<input type="checkbox"/> <input type="checkbox"/> <input type="checkbox"/>	202.0# 1786
	• Side to side letter sized filing requires field installed bars specified separately	24x72x29	AKCLSSS2472	<input type="checkbox"/> <input type="checkbox"/> <input type="checkbox"/>	<input type="checkbox"/> <input type="checkbox"/>	<input type="checkbox"/> <input type="checkbox"/> <input type="checkbox"/>	<input type="checkbox"/> <input type="checkbox"/> <input type="checkbox"/>	240.0# 1862
AKCLS								
			A	B	C	D	E	

HOW TO ORDER

Indicate the following information on order form:

- Quantity of each item.
- Model number, including options. See “How To Build a Model Number”.
- Any special service required.

Note:

- The ☐ indicates that a choice is required.
- The absence of the ☐ indicates that no choice is required.
- Alpha-numeric characters in place of ☐ indicate that no other alternatives are available.

HOW TO BUILD A MODEL NUMBER

- A**Select basic model.
- | | |
|-----------|-----------------------------------|
| CA | - Cubic Pull - Anodized Aluminum |
| LK | - Integrated Pull - Black Plastic |
| ZS | - Straight Pull - Painted Silver |
| WS | - Waterfall Pull - Painted Silver |
- C**Select lock option.
- | | |
|-----------|---|
| NL | - No lock |
| WL | - Locking-no lock core (ordered separately with kits) - 2 Locks; add \$50 |
- D**Select top laminate color.
Refer to the **Product Color Options** page in this price list.
- E**Select base laminate color.
Refer to the **Product Color Options** page in this price list.

SPECIAL SERVICES

Special Carton Marking

With specially marked information N/C

Shipping
Ships **assembled, FOB KI-Orenda Bolton, ON L7E 1G8, freight prepaid.** Freight class 85.

Specifications and prices are subject to change without prior notice.

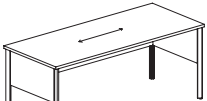

Aluminum Frame Tables

Rectangle



Aluminum Frame Tables

Rectangle

		MODEL NUMBER				
		Basic Model	Top Laminate Color	Base Laminate Color		
MODEL		D x W x H			Approx. Packaged Weight	Delivered Pricing
  AKATR	Aluminum Frame Table Rectangle, 1” TFL Smooth Edge	24x42x29	AKATR2442	<input type="checkbox"/> <input type="checkbox"/> <input type="checkbox"/>	<input type="checkbox"/> <input type="checkbox"/> <input type="checkbox"/>	48.0# \$ 963
	<ul style="list-style-type: none">• Anodized aluminum leg/frame• No grommet• Freestanding• Partial 14” height end panels• Partial 14” height recessed laminate modesty panels	24x48x29	AKATR2448	<input type="checkbox"/> <input type="checkbox"/> <input type="checkbox"/>	<input type="checkbox"/> <input type="checkbox"/> <input type="checkbox"/>	52.0# 979
		24x54x29	AKATR2454	<input type="checkbox"/> <input type="checkbox"/> <input type="checkbox"/>	<input type="checkbox"/> <input type="checkbox"/> <input type="checkbox"/>	54.0# 994
		24x60x29	AKATR2460	<input type="checkbox"/> <input type="checkbox"/> <input type="checkbox"/>	<input type="checkbox"/> <input type="checkbox"/> <input type="checkbox"/>	76.0# 1009
		24x72x29	AKATR2472	<input type="checkbox"/> <input type="checkbox"/> <input type="checkbox"/>	<input type="checkbox"/> <input type="checkbox"/> <input type="checkbox"/>	98.0# 1025
		30x42x29	AKATR3042	<input type="checkbox"/> <input type="checkbox"/> <input type="checkbox"/>	<input type="checkbox"/> <input type="checkbox"/> <input type="checkbox"/>	52.0# 969
		30x48x29	AKATR3048	<input type="checkbox"/> <input type="checkbox"/> <input type="checkbox"/>	<input type="checkbox"/> <input type="checkbox"/> <input type="checkbox"/>	56.0# 991
		30x54x29	AKATR3054	<input type="checkbox"/> <input type="checkbox"/> <input type="checkbox"/>	<input type="checkbox"/> <input type="checkbox"/> <input type="checkbox"/>	63.0# 1013
		30x60x29	AKATR3060	<input type="checkbox"/> <input type="checkbox"/> <input type="checkbox"/>	<input type="checkbox"/> <input type="checkbox"/> <input type="checkbox"/>	88.0# 1035
		30x72x29	AKATR3072	<input type="checkbox"/> <input type="checkbox"/> <input type="checkbox"/>	<input type="checkbox"/> <input type="checkbox"/> <input type="checkbox"/>	113.0# 1058
		36x60x29	AKATR3660	<input type="checkbox"/> <input type="checkbox"/> <input type="checkbox"/>	<input type="checkbox"/> <input type="checkbox"/> <input type="checkbox"/>	130.0# 1060
		36x72x29	AKATR3672	<input type="checkbox"/> <input type="checkbox"/> <input type="checkbox"/>	<input type="checkbox"/> <input type="checkbox"/> <input type="checkbox"/>	157.0# 1089
		A	B	C		

HOW TO ORDER

Indicate the following information on order form:

1. Quantity of each item.
2. Model number, including options. See “How To Build a Model Number”.
3. Any special service required.

Note:

- The ☐ indicates that a choice is required.
- The absence of the ☐ indicates that no choice is required.
- Alpha-numeric characters in place of ☐ indicate that no other alternatives are available.

HOW TO BUILD A MODEL NUMBER

- A** Select basic model.
- B** Select top laminate color.
Refer to the **Product Color Options** page in this price list.
- C** Select base laminate color.
Refer to the **Product Color Options** page in this price list.

SPECIAL SERVICES

Special Carton Marking

With specially marked information N/C

Shipping
Ships **knocked down**, **FOB KI-Orenda Bolton, ON L6T 5T6**, **freight prepaid**. Freight class 85.

Specifications and prices are subject to change without prior notice.

Aluminum Frame Tables

Return Rectangle



Aluminum Frame Tables

Return Rectangle

		MODEL NUMBER				
		Basic Model	Top Laminate Color	Base Laminate Color		
	MODEL	D x W x H			Approx. Packaged Weight	Delivered Pricing
	Aluminum Frame Return Rectangle Right, 1" TFL Smooth Edge	24x42x29	AKARR2442	<input type="checkbox"/> <input type="checkbox"/> <input type="checkbox"/>	51.0#	\$ 727
		24x48x29	AKARR2448	<input type="checkbox"/> <input type="checkbox"/> <input type="checkbox"/>	57.0#	764
		24x54x29	AKARR2454	<input type="checkbox"/> <input type="checkbox"/> <input type="checkbox"/>	62.0#	768
		24x60x29	AKARR2460	<input type="checkbox"/> <input type="checkbox"/> <input type="checkbox"/>	68.0#	771
		30x42x29	AKARR3042	<input type="checkbox"/> <input type="checkbox"/> <input type="checkbox"/>	68.0#	765
		30x48x29	AKARR3048	<input type="checkbox"/> <input type="checkbox"/> <input type="checkbox"/>	74.0#	781
		30x54x29	AKARR3054	<input type="checkbox"/> <input type="checkbox"/> <input type="checkbox"/>	81.0#	791
		30x60x29	AKARR3060	<input type="checkbox"/> <input type="checkbox"/> <input type="checkbox"/>	88.0#	812
AKARR						
	Aluminum Frame Return Rectangle Left, 1" TFL Smooth Edge	24x42x29	AKARL2442	<input type="checkbox"/> <input type="checkbox"/> <input type="checkbox"/>	51.0#	\$ 727
		24x48x29	AKARL2448	<input type="checkbox"/> <input type="checkbox"/> <input type="checkbox"/>	57.0#	764
		24x54x29	AKARL2454	<input type="checkbox"/> <input type="checkbox"/> <input type="checkbox"/>	62.0#	768
		24x60x29	AKARL2460	<input type="checkbox"/> <input type="checkbox"/> <input type="checkbox"/>	68.0#	771
		30x42x29	AKARL3042	<input type="checkbox"/> <input type="checkbox"/> <input type="checkbox"/>	68.0#	765
		30x48x29	AKARL3048	<input type="checkbox"/> <input type="checkbox"/> <input type="checkbox"/>	74.0#	781
		30x54x29	AKARL3054	<input type="checkbox"/> <input type="checkbox"/> <input type="checkbox"/>	81.0#	791
		30x60x29	AKARL3060	<input type="checkbox"/> <input type="checkbox"/> <input type="checkbox"/>	88.0#	812
AKARR						

A

B

C

HOW TO ORDER

Indicate the following information on order form:

- Quantity of each item.
- Model number, including options. See "How To Build a Model Number".
- Any special service required.

Note:

- The ☐ indicates that a choice is required.
- The absence of the ☐ indicates that no choice is required.
- Alpha-numeric characters in place of ☐ indicate that no other alternatives are available.

HOW TO BUILD A MODEL NUMBER

- A** Select basic model.
- B** Select top laminate color.
Refer to the **Product Color Options** page in this price list.
- C** Select base laminate color.
Refer to the **Product Color Options** page in this price list.

SPECIAL SERVICES

Special Carton Marking

With specially marked information N/C

Shipping

Ships **knocked down**, **FOB KI-Orenda Bolton, ON L6T 5T6, freight prepaid**. Freight class 85.

Specifications and prices are subject to change without prior notice.

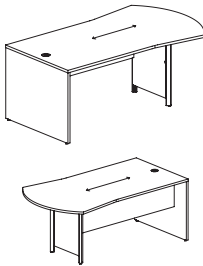
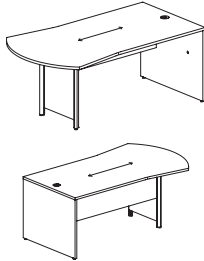
Aluminum Frame Tables

Y-Table



Aluminum Frame Tables

Y-Table

		MODEL NUMBER				
		Basic Model	Top Laminate Color	Base Laminate Color		
	MODEL	D x W x H			Approx. Packaged Weight	Delivered Pricing
	Aluminum Frame Y-Table Right, 1” TFL Smooth Edge	36x60x29	AKATYR3660	<input type="checkbox"/> <input type="checkbox"/> <input type="checkbox"/>	<input type="checkbox"/> <input type="checkbox"/> <input type="checkbox"/>	\$ 1124
		36x66x29	AKATYR3666	<input type="checkbox"/> <input type="checkbox"/> <input type="checkbox"/>	<input type="checkbox"/> <input type="checkbox"/> <input type="checkbox"/>	1126
		36x72x29	AKATYR3672	<input type="checkbox"/> <input type="checkbox"/> <input type="checkbox"/>	<input type="checkbox"/> <input type="checkbox"/> <input type="checkbox"/>	1127
AKATY						
	Aluminum Frame Y-Table Left, 1” TFL Smooth Edge	36X60X29	AKATYL3660	<input type="checkbox"/> <input type="checkbox"/> <input type="checkbox"/>	<input type="checkbox"/> <input type="checkbox"/> <input type="checkbox"/>	\$ 1124
		36x66x29	AKATYL3666	<input type="checkbox"/> <input type="checkbox"/> <input type="checkbox"/>	<input type="checkbox"/> <input type="checkbox"/> <input type="checkbox"/>	1126
		36x72x29	AKATYL3672	<input type="checkbox"/> <input type="checkbox"/> <input type="checkbox"/>	<input type="checkbox"/> <input type="checkbox"/> <input type="checkbox"/>	1127
AKATY						
			A	B	C	

HOW TO ORDER

Indicate the following information on order form:

- Quantity of each item.
- Model number, including options. See “How To Build a Model Number”.
- Any special service required.

Note:

- The ☐ indicates that a choice is required.
- The absence of the ☐ indicates that no choice is required.
- Alpha-numeric characters in place of ☐ indicate that no other alternatives are available.

HOW TO BUILD A MODEL NUMBER

- A** Select basic model.
- B** Select top laminate color.
Refer to the **Product Color Options** page in this price list.
- C** Select base laminate color.
Refer to the **Product Color Options** page in this price list.

SPECIAL SERVICES

Special Carton Marking

With specially marked information N/C

Shipping
Ships **knocked down**, **FOB KI-Orenda Bolton, ON L6T 5T6**, **freight prepaid**. Freight class 85.

Specifications and prices are subject to change without prior notice.

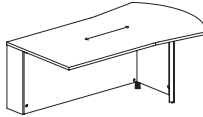


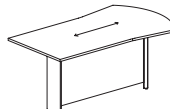
Aluminum Frame Tables

Y-Return



Aluminum Frame Tables

Y-Return

		MODEL NUMBER				
		Basic Model	Top Laminate Color	Base Laminate Color		
 	MODEL	D x W x H			Approx. Packaged Weight	Delivered Pricing
	Aluminum Frame Y-Return Right, 1" TFL	36x60x29	AKARYR3660	<input type="checkbox"/> <input type="checkbox"/> <input type="checkbox"/>	<input type="checkbox"/> <input type="checkbox"/> <input type="checkbox"/>	97.0# \$ 1013
	Smooth Edge	36x66x29	AKARYR3666	<input type="checkbox"/> <input type="checkbox"/> <input type="checkbox"/>	<input type="checkbox"/> <input type="checkbox"/> <input type="checkbox"/>	113.0# 1028
	<ul style="list-style-type: none">Anodized aluminum leg/frameFull back panelCenter grommet includedUnit cannot be free standingPartial 14" height recessed laminate modesty panels36"D recessed 8.3"	36x72x29	AKARYR3672	<input type="checkbox"/> <input type="checkbox"/> <input type="checkbox"/>	<input type="checkbox"/> <input type="checkbox"/> <input type="checkbox"/>	121.0# 1043
AKARY						
 	Aluminum Frame Y-Return Left, 1" TFL	36x60x29	AKARYL3660	<input type="checkbox"/> <input type="checkbox"/> <input type="checkbox"/>	<input type="checkbox"/> <input type="checkbox"/> <input type="checkbox"/>	97.0# \$ 1013
	Smooth Edge	36x66x29	AKARYL3666	<input type="checkbox"/> <input type="checkbox"/> <input type="checkbox"/>	<input type="checkbox"/> <input type="checkbox"/> <input type="checkbox"/>	113.0# 1028
	<ul style="list-style-type: none">Anodized aluminum leg/frameFull back panelCenter grommet includedUnit cannot be free standingPartial 14" height recessed laminate modesty panels36"D recessed 8.3"	36x72x29	AKARYL3672	<input type="checkbox"/> <input type="checkbox"/> <input type="checkbox"/>	<input type="checkbox"/> <input type="checkbox"/> <input type="checkbox"/>	121.0# 1043
AKARY						
			A	B	C	

HOW TO ORDER

Indicate the following information on order form:

- Quantity of each item.
- Model number, including options. See "How To Build a Model Number".
- Any special service required.

Note:

- The ☐ indicates that a choice is required.
- The absence of the ☐ indicates that no choice is required.
- Alpha-numeric characters in place of ☐ indicate that no other alternatives are available.

HOW TO BUILD A MODEL NUMBER

- A** Select basic model.
- B** Select top laminate color.
Refer to the **Product Color Options** page in this price list.
- C** Select base laminate color.
Refer to the **Product Color Options** page in this price list.

SPECIAL SERVICES

Special Carton Marking

With specially marked information N/C

Shipping

Ships **knocked down**, **FOB KI-Orenda Bolton, ON L6T 5T6**, **freight prepaid**. Freight class 85.

Specifications and prices are subject to change without prior notice.

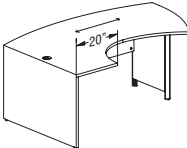
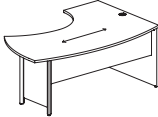
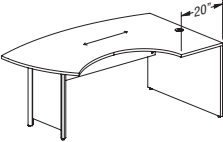
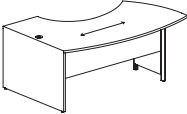
Aluminum Frame Tables

Ellipse



Aluminum Frame Tables

Ellipse

		MODEL NUMBER				
		Basic Model	Top Laminate Color	Base Laminate Color		
  AKATE	MODEL	D x W x H			Approx. Packaged Weight	Delivered Pricing
	Aluminum Frame Right Ellipse Table, 1" TFL Smooth Edge	48x60x29	AKATER4860	<input type="checkbox"/> <input type="checkbox"/> <input type="checkbox"/>	<input type="checkbox"/> <input type="checkbox"/> <input type="checkbox"/>	121.0# \$ 1351
		48x66x29	AKATER4866	<input type="checkbox"/> <input type="checkbox"/> <input type="checkbox"/>	<input type="checkbox"/> <input type="checkbox"/> <input type="checkbox"/>	129.0# 1381
	<ul style="list-style-type: none">Anodized aluminum leg/frameFull end panelCenter grommet includedFree standingPartial 14" height recessed laminate modesty panels48"D recessed 14"	48x72x29	AKATER4872	<input type="checkbox"/> <input type="checkbox"/> <input type="checkbox"/>	<input type="checkbox"/> <input type="checkbox"/> <input type="checkbox"/>	139.0# 1411
  AKATE	MODEL	D x W x H			Approx. Packaged Weight	Delivered Pricing
	Aluminum Frame Left Ellipse Table, 1" TFL Smooth Edge	48x60x29	AKATEL4860	<input type="checkbox"/> <input type="checkbox"/> <input type="checkbox"/>	<input type="checkbox"/> <input type="checkbox"/> <input type="checkbox"/>	121.0# \$ 1351
		48x66x29	AKATEL4866	<input type="checkbox"/> <input type="checkbox"/> <input type="checkbox"/>	<input type="checkbox"/> <input type="checkbox"/> <input type="checkbox"/>	129.0# 1381
	<ul style="list-style-type: none">Anodized aluminum leg/frameFull end panelCenter grommet includedFree standingPartial 14" height recessed laminate modesty panels48"D recessed 14"	48x72x29	AKATEL4872	<input type="checkbox"/> <input type="checkbox"/> <input type="checkbox"/>	<input type="checkbox"/> <input type="checkbox"/> <input type="checkbox"/>	139.0# 1411
			A	B	C	

HOW TO ORDER

Indicate the following information on order form:

- Quantity of each item.
- Model number, including options. See "How To Build a Model Number".
- Any special service required.

Note:

- The ☐ indicates that a choice is required.
- The absence of the ☐ indicates that no choice is required.
- Alpha-numeric characters in place of ☐ indicate that no other alternatives are available.

HOW TO BUILD A MODEL NUMBER

- A** Select basic model.
- B** Select top laminate color.
Refer to the **Product Color Options** page in this price list.
- C** Select base laminate color.
Refer to the **Product Color Options** page in this price list.

SPECIAL SERVICES

Special Carton Marking

With specially marked information N/C

Shipping
Ships **knocked down**, **FOB KI-Orenda Bolton, ON L6T 5T6, freight prepaid**. Freight class 85.

Specifications and prices are subject to change without prior notice.

Indicate the following information on order form:

1. Quantity of each item.
2. Model number, including options. See "How To Build a Model Number".
3. Any special service required.

- The ☐ indicates that a choice is required.
- The absence of the ☐ indicates that no choice is required.
- Alpha-numeric characters in place of ☐ indicate that no other alternatives are available.

A Select basic model.

B Select top laminate color.
Refer to the **Product Color Options** page in this price list.

C Select base laminate color.
Refer to the **Product Color Options** page in this price list.

D Select grommet option.

G	- Grommet center rear
N	- No grommet

Special Carton Marking

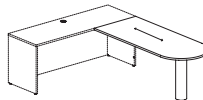
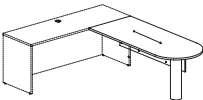
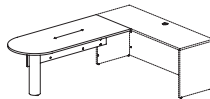
With specially marked information N/C

Shipping

**Ships knocked down, FOB KI-Orenda Bolton, ON
L6T 5T6, freight prepaid. Freight class 85.**

Specifications and prices are subject to change without prior notice.



		MODEL NUMBER				
		Basic Model	Top Laminate Color	Base Laminate Color		
MODEL		D x W x H			Approx. Packaged Weight	Delivered Pricing
 AKTDS	Suspended D-Top, 1" TFL Smooth Edge <ul style="list-style-type: none">• No grommet• 6" black column leg• Adjustable glide• Unit cannot be free standing	24x48x29	AKTDS2448	<input type="checkbox"/> <input type="checkbox"/> <input type="checkbox"/>	32.0#	\$ 662
		24x54x29	AKTDS2454	<input type="checkbox"/> <input type="checkbox"/> <input type="checkbox"/>	36.0#	679
		24x60x29	AKTDS2460	<input type="checkbox"/> <input type="checkbox"/> <input type="checkbox"/>	39.0#	696
		24x66x29	AKTDS2466	<input type="checkbox"/> <input type="checkbox"/> <input type="checkbox"/>	43.0#	713
		30x60x29	AKTDS3060	<input type="checkbox"/> <input type="checkbox"/> <input type="checkbox"/>	49.0#	719
		30x66x29	AKTDS3066	<input type="checkbox"/> <input type="checkbox"/> <input type="checkbox"/>	53.0#	734
		30x72x29	AKTDS3072	<input type="checkbox"/> <input type="checkbox"/> <input type="checkbox"/>	58.0#	749
		36x72x29	AKTDS3672	<input type="checkbox"/> <input type="checkbox"/> <input type="checkbox"/>	69.0#	794
 AKTDS	Suspended D-Top Right with Modesty Panel, 1" TFL Smooth Edge <ul style="list-style-type: none">• No grommet• 6" black column leg• Adjustable glide• Unit cannot be free standing• 12" partial height modesty panel	24x48x29	AKTDSRM2448	<input type="checkbox"/> <input type="checkbox"/> <input type="checkbox"/>	63.0#	\$ 859
		24x54x29	AKTDSRM2454	<input type="checkbox"/> <input type="checkbox"/> <input type="checkbox"/>	61.0#	879
		24x60x29	AKTDSRM2460	<input type="checkbox"/> <input type="checkbox"/> <input type="checkbox"/>	65.0#	899
		24x66x29	AKTDSRM2466	<input type="checkbox"/> <input type="checkbox"/> <input type="checkbox"/>	69.0#	919
		30x60x29	AKTDSRM3060	<input type="checkbox"/> <input type="checkbox"/> <input type="checkbox"/>	62.0#	916
		30x66x29	AKTDSRM3066	<input type="checkbox"/> <input type="checkbox"/> <input type="checkbox"/>	66.0#	934
		30x72x29	AKTDSRM3072	<input type="checkbox"/> <input type="checkbox"/> <input type="checkbox"/>	74.0#	952
		36x72x29	AKTDSRM3672	<input type="checkbox"/> <input type="checkbox"/> <input type="checkbox"/>	81.0#	983
 AKTDS	Suspended D-Top Left with Modesty Panel, 1" TFL Smooth Edge <ul style="list-style-type: none">• No grommet• 6" black column leg• Adjustable glide• Unit cannot be free standing• 12" partial height modesty panel	24x48x29	AKTDSL2448	<input type="checkbox"/> <input type="checkbox"/> <input type="checkbox"/>	63.0#	\$ 859
		24x54x29	AKTDSL2454	<input type="checkbox"/> <input type="checkbox"/> <input type="checkbox"/>	61.0#	879
		24x60x29	AKTDSL2460	<input type="checkbox"/> <input type="checkbox"/> <input type="checkbox"/>	65.0#	899
		24x66x29	AKTDSL2466	<input type="checkbox"/> <input type="checkbox"/> <input type="checkbox"/>	69.0#	919
		30x60x29	AKTDSL3060	<input type="checkbox"/> <input type="checkbox"/> <input type="checkbox"/>	62.0#	916
		30x66x29	AKTDSL3066	<input type="checkbox"/> <input type="checkbox"/> <input type="checkbox"/>	66.0#	934
		30x72x29	AKTDSL3072	<input type="checkbox"/> <input type="checkbox"/> <input type="checkbox"/>	74.0#	952
		36x72x29	AKTDSL3672	<input type="checkbox"/> <input type="checkbox"/> <input type="checkbox"/>	81.0#	983
		A	B	C		

HOW TO ORDER

Indicate the following information on order form:

1. Quantity of each item.
2. Model number, including options. See "How To Build a Model Number".
3. Any special service required.

Note:

- The ☐ indicates that a choice is required.
- The absence of the ☐ indicates that no choice is required.
- Alpha-numeric characters in place of ☐ indicate that no other alternatives are available.

HOW TO BUILD A MODEL NUMBER

- A** Select basic model.
- B** Select top laminate color.
Refer to the **Product Color Options** page in this price list.
- C** Select base laminate color.
Refer to the **Product Color Options** page in this price list.

SPECIAL SERVICES

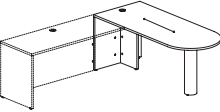
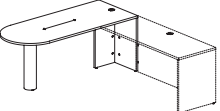
Special Carton Marking

With specially marked information N/C

Shipping
Ships **knocked down**, **FOB KI-Orenda Bolton, ON L6T 5T6**, **freight prepaid**. Freight class 85.

Specifications and prices are subject to change without prior notice.



		MODEL NUMBER				
		Basic Model	Top Laminate Color	Base Laminate Color		
 AKTDE	MODEL	D x W x H			Approx. Packaged Weight	Delivered Pricing
	D-Top Right with End Panel, 1" TFL Smooth Edge	24x48x29	AKTDER2448	<input type="checkbox"/> <input type="checkbox"/> <input type="checkbox"/>	<input type="checkbox"/> <input type="checkbox"/> <input type="checkbox"/>	\$ 918
		24x54x29	AKTDER2454	<input type="checkbox"/> <input type="checkbox"/> <input type="checkbox"/>	<input type="checkbox"/> <input type="checkbox"/> <input type="checkbox"/>	930
		24x60x29	AKTDER2460	<input type="checkbox"/> <input type="checkbox"/> <input type="checkbox"/>	<input type="checkbox"/> <input type="checkbox"/> <input type="checkbox"/>	943
		24x66x29	AKTDER2466	<input type="checkbox"/> <input type="checkbox"/> <input type="checkbox"/>	<input type="checkbox"/> <input type="checkbox"/> <input type="checkbox"/>	955
		30x60x29	AKTDER3060	<input type="checkbox"/> <input type="checkbox"/> <input type="checkbox"/>	<input type="checkbox"/> <input type="checkbox"/> <input type="checkbox"/>	979
		30x66x29	AKTDER3066	<input type="checkbox"/> <input type="checkbox"/> <input type="checkbox"/>	<input type="checkbox"/> <input type="checkbox"/> <input type="checkbox"/>	993
		30x72x29	AKTDER3072	<input type="checkbox"/> <input type="checkbox"/> <input type="checkbox"/>	<input type="checkbox"/> <input type="checkbox"/> <input type="checkbox"/>	1007
		36x72x29	AKTDER3672	<input type="checkbox"/> <input type="checkbox"/> <input type="checkbox"/>	<input type="checkbox"/> <input type="checkbox"/> <input type="checkbox"/>	1046
 AKTDE	D-Top Left with End Panel, 1" TFL Smooth Edge	24x48x29	AKTDEL2448	<input type="checkbox"/> <input type="checkbox"/> <input type="checkbox"/>	<input type="checkbox"/> <input type="checkbox"/> <input type="checkbox"/>	\$ 918
		24x54x29	AKTDEL2454	<input type="checkbox"/> <input type="checkbox"/> <input type="checkbox"/>	<input type="checkbox"/> <input type="checkbox"/> <input type="checkbox"/>	930
		24x60x29	AKTDEL2460	<input type="checkbox"/> <input type="checkbox"/> <input type="checkbox"/>	<input type="checkbox"/> <input type="checkbox"/> <input type="checkbox"/>	943
		24x66x29	AKTDEL2466	<input type="checkbox"/> <input type="checkbox"/> <input type="checkbox"/>	<input type="checkbox"/> <input type="checkbox"/> <input type="checkbox"/>	955
		30x60x29	AKTDEL3060	<input type="checkbox"/> <input type="checkbox"/> <input type="checkbox"/>	<input type="checkbox"/> <input type="checkbox"/> <input type="checkbox"/>	979
		30x66x29	AKTDEL3066	<input type="checkbox"/> <input type="checkbox"/> <input type="checkbox"/>	<input type="checkbox"/> <input type="checkbox"/> <input type="checkbox"/>	993
		30x72x29	AKTDEL3072	<input type="checkbox"/> <input type="checkbox"/> <input type="checkbox"/>	<input type="checkbox"/> <input type="checkbox"/> <input type="checkbox"/>	1007
		36x72x29	AKTDEL3672	<input type="checkbox"/> <input type="checkbox"/> <input type="checkbox"/>	<input type="checkbox"/> <input type="checkbox"/> <input type="checkbox"/>	1046

A

B

C

HOW TO ORDER

Indicate the following information on order form:

- Quantity of each item.
- Model number, including options. See "How To Build a Model Number".
- Any special service required.

Note:

- The ☐ indicates that a choice is required.
- The absence of the ☐ indicates that no choice is required.
- Alpha-numeric characters in place of ☐ indicate that no other alternatives are available.

HOW TO BUILD A MODEL NUMBER

- A** Select basic model.
- B** Select top laminate color.
Refer to the **Product Color Options** page in this price list.
- C** Select base laminate color.
Refer to the **Product Color Options** page in this price list.

SPECIAL SERVICES

Special Carton Marking

With specially marked information N/C

Shipping
Ships **knocked down, FOB KI-Orenda Bolton, ON L6T 5T6, freight prepaid**. Freight class 85.

Specifications and prices are subject to change without prior notice.

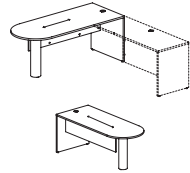
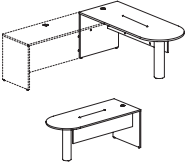
D-Tops

With End Panel and Modesty Panel



D-Tops

With End Panel and Modesty Panel

		MODEL NUMBER				
		Basic Model	Top Laminate Color	Base Laminate Color		
MODEL	D x W x H				Approx. Packaged Weight	Delivered Pricing
	D-Top Left with End Panel & Modesty Panel, 1" TFL Smooth Edge	24x48x29	AKTDELM2448	<input type="checkbox"/> <input type="checkbox"/> <input type="checkbox"/>	<input type="checkbox"/> <input type="checkbox"/> <input type="checkbox"/>	44.0# \$ 996
		24x54x29	AKTDELM2454	<input type="checkbox"/> <input type="checkbox"/> <input type="checkbox"/>	<input type="checkbox"/> <input type="checkbox"/> <input type="checkbox"/>	53.0# 1008
		24x60x29	AKTDELM2460	<input type="checkbox"/> <input type="checkbox"/> <input type="checkbox"/>	<input type="checkbox"/> <input type="checkbox"/> <input type="checkbox"/>	57.0# 1016
		24x66x29	AKTDELM2466	<input type="checkbox"/> <input type="checkbox"/> <input type="checkbox"/>	<input type="checkbox"/> <input type="checkbox"/> <input type="checkbox"/>	61.0# 1032
		30x60x29	AKTDELM3060	<input type="checkbox"/> <input type="checkbox"/> <input type="checkbox"/>	<input type="checkbox"/> <input type="checkbox"/> <input type="checkbox"/>	74.0# 1041
		30x66x29	AKTDELM3066	<input type="checkbox"/> <input type="checkbox"/> <input type="checkbox"/>	<input type="checkbox"/> <input type="checkbox"/> <input type="checkbox"/>	83.0# 1061
		30x72x29	AKTDELM3072	<input type="checkbox"/> <input type="checkbox"/> <input type="checkbox"/>	<input type="checkbox"/> <input type="checkbox"/> <input type="checkbox"/>	91.0# 1081
		36x72x29	AKTDELM3672	<input type="checkbox"/> <input type="checkbox"/> <input type="checkbox"/>	<input type="checkbox"/> <input type="checkbox"/> <input type="checkbox"/>	93.0# 1106
AKTDE						
	D-Top Right with End Panel & Modesty Panel, 1" TFL Smooth Edge	24x48x29	AKTDERM2448	<input type="checkbox"/> <input type="checkbox"/> <input type="checkbox"/>	<input type="checkbox"/> <input type="checkbox"/> <input type="checkbox"/>	44.0# \$ 996
		24x54x29	AKTDERM2454	<input type="checkbox"/> <input type="checkbox"/> <input type="checkbox"/>	<input type="checkbox"/> <input type="checkbox"/> <input type="checkbox"/>	53.0# 1008
		24x60x29	AKTDERM2460	<input type="checkbox"/> <input type="checkbox"/> <input type="checkbox"/>	<input type="checkbox"/> <input type="checkbox"/> <input type="checkbox"/>	57.0# 1016
		24x66x29	AKTDERM2466	<input type="checkbox"/> <input type="checkbox"/> <input type="checkbox"/>	<input type="checkbox"/> <input type="checkbox"/> <input type="checkbox"/>	61.0# 1032
		30x60x29	AKTDERM3060	<input type="checkbox"/> <input type="checkbox"/> <input type="checkbox"/>	<input type="checkbox"/> <input type="checkbox"/> <input type="checkbox"/>	74.0# 1041
		30x66x29	AKTDERM3066	<input type="checkbox"/> <input type="checkbox"/> <input type="checkbox"/>	<input type="checkbox"/> <input type="checkbox"/> <input type="checkbox"/>	83.0# 1061
		30x72x29	AKTDERM3072	<input type="checkbox"/> <input type="checkbox"/> <input type="checkbox"/>	<input type="checkbox"/> <input type="checkbox"/> <input type="checkbox"/>	91.0# 1081
		36x72x29	AKTDERM3672	<input type="checkbox"/> <input type="checkbox"/> <input type="checkbox"/>	<input type="checkbox"/> <input type="checkbox"/> <input type="checkbox"/>	93.0# 1106
AKTDE						

A

B

C

HOW TO ORDER

Indicate the following information on order form:

- Quantity of each item.
- Model number, including options. See "How To Build a Model Number".
- Any special service required.

Note:

- The ☐ indicates that a choice is required.
- The absence of the ☐ indicates that no choice is required.
- Alpha-numeric characters in place of ☐ indicate that no other alternatives are available.

HOW TO BUILD A MODEL NUMBER

- A** Select basic model.
- B** Select top laminate color.
Refer to the **Product Color Options** page in this price list.
- C** Select base laminate color.
Refer to the **Product Color Options** page in this price list.

SPECIAL SERVICES

Special Carton Marking

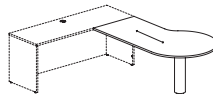
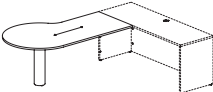
With specially marked information N/C

Shipping

Ships **knocked down**, **FOB KI-Orenda Bolton, ON L6T 5T6, freight prepaid**. Freight class 85.

Specifications and prices are subject to change without prior notice.



			MODEL NUMBER			
			Basic Model	Top Laminate Color	Approx. Packaged Weight	Delivered Pricing
MODEL	D x W x H					
 AKTPS	Suspended P-Top Right, 1" TFL Smooth Edge	30x60x29	AKTPSR3060	<input type="checkbox"/> <input type="checkbox"/>	45.0#	\$ 812
	<ul style="list-style-type: none">• 6" black column leg• Adjustable glide• Unit cannot be free standing	30x66x29	AKTPSR3066	<input type="checkbox"/> <input type="checkbox"/>	49.0#	825
		30x72x29	AKTPSR3072	<input type="checkbox"/> <input type="checkbox"/>	53.0#	837
 AKTPS	Suspended P-Top Left, 1" TFL Smooth Edge	30x60x29	AKTPSL3060	<input type="checkbox"/> <input type="checkbox"/>	45.0#	\$ 812
	<ul style="list-style-type: none">• 6" black column leg• Adjustable glide• Unit cannot be free standing	30x66x29	AKTPSL3066	<input type="checkbox"/> <input type="checkbox"/>	49.0#	825
		30x72x29	AKTPSL3072	<input type="checkbox"/> <input type="checkbox"/>	53.0#	837
			A	B		

HOW TO ORDER

Indicate the following information on order form:

1. Quantity of each item.
2. Model number, including options. See "How To Build a Model Number".
3. Any special service required.

Note:

- The ☐ indicates that a choice is required.
- The absence of the ☐ indicates that no choice is required.
- Alpha-numeric characters in place of ☐ indicate that no other alternatives are available.

HOW TO BUILD A MODEL NUMBER

- A** Select basic model.
- B** Select top laminate color.
Refer to the **Product Color Options** page in this price list.

SPECIAL SERVICES

Special Carton Marking

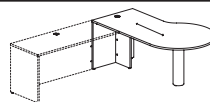
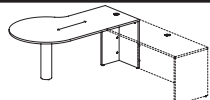
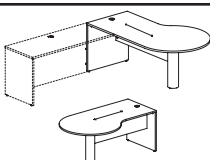
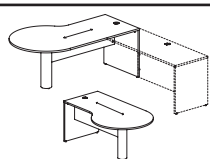
With specially marked information N/C

Shipping

Ships **knocked down, FOB KI-Orenda Bolton, ON L6T 5T6, freight prepaid**. Freight class 85.

Specifications and prices are subject to change without prior notice.



			MODEL NUMBER				
			Basic Model	Top Laminate Color	Base Laminate Color		
MODEL			D x W x H			Approx. Packaged Weight	Delivered Pricing
 AKTPE	P-Top with End Panel, Right, 1" TFL Smooth Edge <ul style="list-style-type: none">Center grommet included6" black column legAdjustable glideUnit cannot be free standing	30x60x29	AKTPER3060	<input type="checkbox"/> <input type="checkbox"/> <input type="checkbox"/>	<input type="checkbox"/> <input type="checkbox"/> <input type="checkbox"/>	71.0#	\$ 1095
		30x66x29	AKTPER3066	<input type="checkbox"/> <input type="checkbox"/> <input type="checkbox"/>	<input type="checkbox"/> <input type="checkbox"/> <input type="checkbox"/>	91.0#	1111
		30x72x29	AKTPER3072	<input type="checkbox"/> <input type="checkbox"/> <input type="checkbox"/>	<input type="checkbox"/> <input type="checkbox"/> <input type="checkbox"/>	103.0#	1128
 AKTPE	P-Top with End Panel, Left, 1" TFL Smooth Edge <ul style="list-style-type: none">Center grommet included6" black column legAdjustable glideUnit cannot be free standing	30x60x29	AKTPEL3060	<input type="checkbox"/> <input type="checkbox"/> <input type="checkbox"/>	<input type="checkbox"/> <input type="checkbox"/> <input type="checkbox"/>	71.0#	\$ 1095
		30x66x29	AKTPEL3066	<input type="checkbox"/> <input type="checkbox"/> <input type="checkbox"/>	<input type="checkbox"/> <input type="checkbox"/> <input type="checkbox"/>	91.0#	1111
		30x72x29	AKTPEL3072	<input type="checkbox"/> <input type="checkbox"/> <input type="checkbox"/>	<input type="checkbox"/> <input type="checkbox"/> <input type="checkbox"/>	103.0#	1128
 AKTPE	P-Top with End Panel and Modesty Panel, Right, 1" TFL Smooth Edge <ul style="list-style-type: none">Center grommet included6" black column legAdjustable glideUnit cannot be free standing14" partial height modesty panel	30x60x29	AKTPERM3060	<input type="checkbox"/> <input type="checkbox"/> <input type="checkbox"/>	<input type="checkbox"/> <input type="checkbox"/> <input type="checkbox"/>	74.0#	\$ 1130
		30x66x29	AKTPERM3066	<input type="checkbox"/> <input type="checkbox"/> <input type="checkbox"/>	<input type="checkbox"/> <input type="checkbox"/> <input type="checkbox"/>	94.0#	1150
		30x72x29	AKTPERM3072	<input type="checkbox"/> <input type="checkbox"/> <input type="checkbox"/>	<input type="checkbox"/> <input type="checkbox"/> <input type="checkbox"/>	106.0#	1169
 AKTPE	P-Top with End Panel and Modesty Panel, Left, 1" TFL Smooth Edge <ul style="list-style-type: none">Center grommet included6" black column legAdjustable glideUnit cannot be free standing14" partial height modesty panel	30x60x29	AKTPELM3060	<input type="checkbox"/> <input type="checkbox"/> <input type="checkbox"/>	<input type="checkbox"/> <input type="checkbox"/> <input type="checkbox"/>	74.0#	\$ 1130
		30x66x29	AKTPELM3066	<input type="checkbox"/> <input type="checkbox"/> <input type="checkbox"/>	<input type="checkbox"/> <input type="checkbox"/> <input type="checkbox"/>	94.0#	1150
		30x72x29	AKTPELM3072	<input type="checkbox"/> <input type="checkbox"/> <input type="checkbox"/>	<input type="checkbox"/> <input type="checkbox"/> <input type="checkbox"/>	106.0#	1169
			A	B	C		

HOW TO ORDER

Indicate the following information on order form:

- Quantity of each item.
- Model number, including options. See "How To Build a Model Number".
- Any special service required.

Note:

- The ☐ indicates that a choice is required.
- The absence of the ☐ indicates that no choice is required.
- Alpha-numeric characters in place of ☐ indicate that no other alternatives are available.

HOW TO BUILD A MODEL NUMBER

- A** Select basic model.
- B** Select top laminate color.
Refer to the **Product Color Options** page in this price list.
- C** Select base laminate color.
Refer to the **Product Color Options** page in this price list.

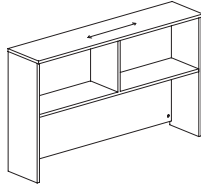
SPECIAL SERVICES

Special Carton Marking

With specially marked information N/C

Shipping
Ships **knocked down**, **FOB KI-Orenda Bolton, ON L6T 5T6, freight prepaid**. Freight class 85.

Specifications and prices are subject to change without prior notice.



Indicate the following information on order form:

1. Quantity of each item.
2. Model number, including options. See "How To Build a Model Number".
3. Any special service required.

Note:

- The ☐ indicates that a choice is required.
- The absence of the ☐ indicates that no choice is required.
- Alpha-numeric characters in place of ☐ indicate that no other alternatives are available.

B Select laminate color.
Refer to the **Product Color Options** page in this price list.

Special Carton Marking

With specially marked information N/C

Shipping

**Ships assembled, FOB KI-Orenda Bolton, ON L7E
1G8, freight prepaid. Freight class 85.**

Specifications and prices are subject to change without prior notice.

AKSOC

Indicate the following information on order form:

1. Quantity of each item.
2. Model number, including options. See "How To Build a Model Number".
3. Any special service required.

- The absence of the ☐ indicates that no choice is required.
- Alpha-numeric characters in place of ☐ indicate that no other alternatives are available.

Refer to the **Product Color Options** page in this price list.

Specifications and prices are subject to change without prior notice.

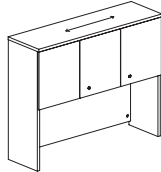
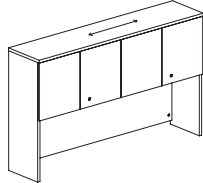
Overhead Storage

Surface Mounted Laminate Doors



Overhead Storage

Surface Mounted Laminate Doors

		MODEL NUMBER				
		Basic Model	Lock Option	Laminate Color		
	MODEL	W x H x D			Approx. Packaged Weight	Delivered Pricing
	Surface Mounted Overhead With 3 Laminate Doors	48x43x16	AKSOC4843	<input type="checkbox"/> <input type="checkbox"/>	<input type="checkbox"/> <input type="checkbox"/> <input type="checkbox"/>	115.0# \$ 1193
		54x43x16	AKSOC5443	<input type="checkbox"/> <input type="checkbox"/>	<input type="checkbox"/> <input type="checkbox"/> <input type="checkbox"/>	125.0# 1214
	<ul style="list-style-type: none">• 18.25" internal cabinet height clearance• 22.75" under shelf clearance• Black grommet for cord management• Lock on fronts					
AKSOC						
	Surface Mounted Overhead With 4 Laminate Doors	60x43x16	AKSOC6043	<input type="checkbox"/> <input type="checkbox"/>	<input type="checkbox"/> <input type="checkbox"/> <input type="checkbox"/>	135.0# \$ 1362
		66x43x16	AKSOC6643	<input type="checkbox"/> <input type="checkbox"/>	<input type="checkbox"/> <input type="checkbox"/> <input type="checkbox"/>	146.0# 1381
		72x43x16	AKSOC7243	<input type="checkbox"/> <input type="checkbox"/>	<input type="checkbox"/> <input type="checkbox"/> <input type="checkbox"/>	155.0# 1400
	<ul style="list-style-type: none">• 18.25" internal cabinet height clearance• 22.75" under shelf clearance• Black grommet for cord management• Lock on fronts					
AKSOC						
			A	B	C	

HOW TO ORDER

Indicate the following information on order form:

1. Quantity of each item.
2. Model number, including options. See "How To Build a Model Number".
3. Any special service required.

Note:

- The ☐ indicates that a choice is required.
- The absence of the ☐ indicates that no choice is required.
- Alpha-numeric characters in place of ☐ indicate that no other alternatives are available.

HOW TO BUILD A MODEL NUMBER

- A** Select basic model.
- B** Select lock option.
- | | |
|-----------|---|
| NL | - No lock |
| WL | - Locking-no lock core (ordered separately with kits) - 2 Locks; add \$50 |
- C** Select laminate color.
Refer to the **Product Color Options** page in this price list.

SPECIAL SERVICES

Special Carton Marking

With specially marked information N/C

Shipping
Ships **assembled, FOB KI-Orenda Bolton, ON L7E 1G8, freight prepaid.** Freight class 85.

Specifications and prices are subject to change without prior notice.

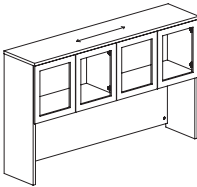
Overhead Storage

Surface Mounted Frosted Acrylic Framed Doors



Overhead Storage

Surface Mounted Frosted Acrylic Framed Doors

		MODEL NUMBER			
		Basic Model	Laminate Color		
MODEL	W x H x D			Approx. Packaged Weight	Delivered Pricing
<div><p>AKSOF</p></div> <div><p>Surface Mounted Overhead With Four Aluminum Framed Hinged Doors with Frosted Acrylic Panels</p><ul style="list-style-type: none">• 18.25" internal cabinet height clearance• 22.75" under shelf clearance• Black grommet for cord management</div>	60x43x16	AKSOF6043	<input type="checkbox"/> <input type="checkbox"/> <input type="checkbox"/>	146.0#	\$ 2136
	66x43x16	AKSOF6643	<input type="checkbox"/> <input type="checkbox"/> <input type="checkbox"/>	146.0#	2235
	72x43x16	AKSOF7243	<input type="checkbox"/> <input type="checkbox"/> <input type="checkbox"/>	155.0#	2334

A

B

HOW TO ORDER

Indicate the following information on order form:

1. Quantity of each item.
2. Model number, including options. See "How To Build a Model Number".
3. Any special service required.

Note:

- The ☐ indicates that a choice is required.
- The absence of the ☐ indicates that no choice is required.
- Alpha-numeric characters in place of ☐ indicate that no other alternatives are available.

HOW TO BUILD A MODEL NUMBER

- A** Select basic model.
- B** Select laminate color. Refer to the **Product Color Options** page in this price list.

SPECIAL SERVICES

Special Carton Marking

With specially marked information N/C

Shipping

Ships **assembled, FOB KI-Orenda Bolton, ON L7E 1G8, freight prepaid.** Freight class 85.

Specifications and prices are subject to change without prior notice.

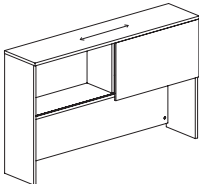
Overhead Storage

Surface Mounted Laminate Sliding Door



Overhead Storage

Surface Mounted Laminate Sliding Door

		MODEL NUMBER			
		Basic Model	Laminate Color		
MODEL	W x H x D			Approx. Packaged Weight	Delivered Pricing
 AKSOL	Surface Mounted Overhead With Laminate Sliding Door <ul style="list-style-type: none">• 18.25" internal cabinet height clearance• 22.75" under shelf clearance• Black grommet for cord management	48x43x16	AKSOL4843	<input type="checkbox"/> <input type="checkbox"/> <input type="checkbox"/>	\$ 1236
		54x43x16	AKSOL5443	<input type="checkbox"/> <input type="checkbox"/> <input type="checkbox"/>	1267
		60x43x16	AKSOL6043	<input type="checkbox"/> <input type="checkbox"/> <input type="checkbox"/>	1298
		66x43x16	AKSOL6643	<input type="checkbox"/> <input type="checkbox"/> <input type="checkbox"/>	1330
		72x43x16	AKSOL7243	<input type="checkbox"/> <input type="checkbox"/> <input type="checkbox"/>	1361
		A	B		

HOW TO ORDER

Indicate the following information on order form:

1. Quantity of each item.
2. Model number, including options. See "How To Build a Model Number".
3. Any special service required.

Note:

- The ☐ indicates that a choice is required.
- The absence of the ☐ indicates that no choice is required.
- Alpha-numeric characters in place of ☐ indicate that no other alternatives are available.

HOW TO BUILD A MODEL NUMBER

- A** Select basic model.
- B** Select laminate color.
Refer to the **Product Color Options** page in this price list.

SPECIAL SERVICES

Special Carton Marking

With specially marked information N/C

Shipping

Ships **assembled, FOB KI-Orenda Bolton, ON L7E 1G8, freight prepaid.** Freight class 85.

Specifications and prices are subject to change without prior notice.

Overhead Storage

Surface Mounted Aluminum Sliding Framed Door with Frosted Acrylic Panel



Overhead Storage

Surface Mounted Aluminum Sliding Framed Door with Frosted Acrylic Panel

		MODEL NUMBER							
	MODEL	W x H x D	Basic Model	Laminate Color	Approx. Packaged Weight				Delivered Pricing
 AKSOS	Surface Mounted Aluminum Sliding Framed Door with Frosted Acrylic Panel	48x43x16	AKSOS4843	□□□	115.0#	\$	1645		
	• 18.25” internal cabinet height clearance	54x43x16	AKSOS5443	□□□	125.0#				1677
	• 22.75” under shelf clearance	60x43x16	AKSOS6043	□□□	135.0#				1710
	• Black grommet for cord management	66x43x16	AKSOS6643	□□□	146.0#				1742
		72x43x16	AKSOS7243	□□□	155.0#				1775
			A	B					

HOW TO ORDER

Indicate the following information on order form:

1. Quantity of each item.
2. Model number, including options. See "How To Build a Model Number".
3. Any special service required.

Note: • The ☐ indicates that a choice is required.

- The absence of the ☐ indicates that no choice is required.
- Alpha-numeric characters in place of ☐ indicate that no other alternatives are available.

HOW TO BUILD A MODEL NUMBER

- A** Select basic model.
- B** Select laminate color.
Refer to the **Product Color Options** page in this price list.

SPECIAL SERVICES

Special Carton Marking

With specially marked information N/C

Shipping

**Ships assembled, FOB KI-Orenda Bolton, ON L7E
1G8, freight prepaid. Freight class 85.**

Specifications and prices are subject to change without prior notice.


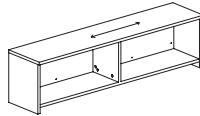
Overhead Storage

Wall Mounted Open Shelf



Overhead Storage

Wall Mounted Open Shelf

		MODEL NUMBER				
		Basic Model	Laminate Color			
MODEL	W x H x D			Approx. Packaged Weight	Delivered Pricing	
	Wall Mounted Overhead Open Shelf <ul style="list-style-type: none">• Hanging bar included only• 18.25" internal cabinet height clearance	24x22x16	AKSW02422	<input type="checkbox"/> <input type="checkbox"/> <input type="checkbox"/>	65.0#	\$ 836
		30x22x16	AKSW03022	<input type="checkbox"/> <input type="checkbox"/> <input type="checkbox"/>	74.0#	852
		36x22x16	AKSW03622	<input type="checkbox"/> <input type="checkbox"/> <input type="checkbox"/>	83.0#	862
		42x22x16	AKSW04222	<input type="checkbox"/> <input type="checkbox"/> <input type="checkbox"/>	93.0#	883
AKSWO						
	Wall Mounted Overhead Open Shelf with Divider <ul style="list-style-type: none">• Hanging bar included only• 18.25" internal cabinet height clearance	48x22x16	AKSW04822	<input type="checkbox"/> <input type="checkbox"/> <input type="checkbox"/>	103.0#	\$ 963
		54x22x16	AKSW05422	<input type="checkbox"/> <input type="checkbox"/> <input type="checkbox"/>	113.0#	1010
		60x22x16	AKSW06022	<input type="checkbox"/> <input type="checkbox"/> <input type="checkbox"/>	123.0#	1058
		66x22x16	AKSW06622	<input type="checkbox"/> <input type="checkbox"/> <input type="checkbox"/>	131.0#	1106
		72x22x16	AKSW07222	<input type="checkbox"/> <input type="checkbox"/> <input type="checkbox"/>	143.0#	1154
AKSWO						
		A	B			

HOW TO ORDER

Indicate the following information on order form:

1. Quantity of each item.
2. Model number, including options. See "How To Build a Model Number".
3. Any special service required.

Note:

- The ☐ indicates that a choice is required.
- The absence of the ☐ indicates that no choice is required.
- Alpha-numeric characters in place of ☐ indicate that no other alternatives are available.

HOW TO BUILD A MODEL NUMBER

- A** Select basic model.
- B** Select laminate color.
Refer to the **Product Color Options** page in this price list.

SPECIAL SERVICES

Special Carton Marking

With specially marked information N/C

Shipping
Ships **assembled, FOB KI-Orenda Bolton, ON L7E 1G8, freight prepaid.** Freight class 85.

Specifications and prices are subject to change without prior notice.



Indicate the following information on order form:

1. Quantity of each item.
2. Model number, including options. See "How To Build a Model Number".
3. Any special service required.

- The absence of the ☐ indicates that no choice is required.
- Alpha-numeric characters in place of ☐ indicate that no other alternatives are available.

A Select basic model.

B Select lock option.

NL	- No lock
WL	- Locking-no lock core (ordered separately with kits) - 1 Lock ; add \$25

C Select laminate color.

Refer to the **Product Color Options** page in this price list.

With specially marked information N/C

**Ships assembled, FOB KI-Orenda Bolton, ON L7E
1G8, freight prepaid. Freight class 85.**

Specifications and prices are subject to change without prior notice.

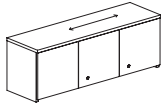
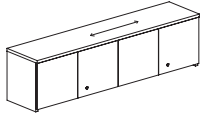
Overhead Storage

Wall Mounted Laminate Doors



Overhead Storage

Wall Mounted Laminate Doors

		MODEL NUMBER				
		Basic Model	Lock Option	Laminate Color		
	MODEL	W x H x D			Approx. Packaged Weight	Delivered Pricing
	Wall Mounted Overhead With 3 Laminate Doors	48x22x16	AKSWC4822	<input type="checkbox"/> <input type="checkbox"/>	<input type="checkbox"/> <input type="checkbox"/> <input type="checkbox"/>	115.0# \$ 1238
	<ul style="list-style-type: none">• Hanging bar included only• 18.25" internal cabinet height clearance• Lock on fronts	54x22x16	AKSWC5422	<input type="checkbox"/> <input type="checkbox"/>	<input type="checkbox"/> <input type="checkbox"/> <input type="checkbox"/>	128.0# 1270
AKSWC						
	Wall Mounted Overhead With 4 Laminate Doors	60x22x16	AKSWC6022	<input type="checkbox"/> <input type="checkbox"/>	<input type="checkbox"/> <input type="checkbox"/> <input type="checkbox"/> <input type="checkbox"/>	\$ 1361
	<ul style="list-style-type: none">• Hanging bar included only• 18.25" internal cabinet height clearance• Lock on fronts	66x22x16	AKSWC6622	<input type="checkbox"/> <input type="checkbox"/>	<input type="checkbox"/> <input type="checkbox"/> <input type="checkbox"/> <input type="checkbox"/>	1421
		72x22x16	AKSWC7222	<input type="checkbox"/> <input type="checkbox"/>	<input type="checkbox"/> <input type="checkbox"/> <input type="checkbox"/> <input type="checkbox"/>	1482
AKSWC						
			A	B	C	

HOW TO ORDER

Indicate the following information on order form:

- Quantity of each item.
- Model number, including options. See "How To Build a Model Number".
- Any special service required.

Note:

- The ☐ indicates that a choice is required.
- The absence of the ☐ indicates that no choice is required.
- Alpha-numeric characters in place of ☐ indicate that no other alternatives are available.

HOW TO BUILD A MODEL NUMBER

- A** Select basic model.
- B** Select lock option.
- | | |
|-----------|---|
| NL | - No lock |
| WL | - Locking-no lock core (ordered separately with kits) - 2 Locks; add \$50 |
- C** Select laminate color.
Refer to the **Product Color Options** page in this price list.

SPECIAL SERVICES

Special Carton Marking

With specially marked information N/C

Shipping
Ships **assembled, FOB KI-Orenda Bolton, ON L7E 1G8, freight prepaid.** Freight class 85.

Specifications and prices are subject to change without prior notice.

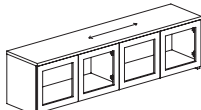
Overhead Storage

Wall Mounted Aluminum Sliding Framed Door with Frosted Acrylic Panel



Overhead Storage

Wall Mounted Aluminum Sliding Framed Door with Frosted Acrylic Panel

			MODEL NUMBER			
			Basic Model	Laminate Color	Approx. Packaged Weight	Delivered Pricing
	MODEL	W x H x D	AKSWF6022	□□□	128.0#	\$ 2251
	Wall Mounted Aluminum Sliding Framed Door with Frosted Acrylic Panel <ul style="list-style-type: none">• Hanging bar included only• 18.25" internal cabinet height clearance	66x22x16	AKSWF6622	□□□	145.0#	2307
		72x22x16	AKSWF7222	□□□	153.0#	2363
AKSWF						

A

B

HOW TO ORDER

Indicate the following information on order form:

1. Quantity of each item.
2. Model number, including options. See "How To Build a Model Number".
3. Any special service required.

Note: • The ☐ indicates that a choice is required.

- The absence of the ☐ indicates that no choice is required.
- Alpha-numeric characters in place of ☐ indicate that no other alternatives are available.

HOW TO BUILD A MODEL NUMBER

- A** Select basic model.
- B** Select laminate color.
Refer to the **Product Color Options** page in this price list.

SPECIAL SERVICES

Special Carton Marking

With specially marked information N/C

Shipping

Ships assembled, FOB KI-Orenda Bolton, ON L7E 1G8, freight prepaid. Freight class 85.

Specifications and prices are subject to change without prior notice.

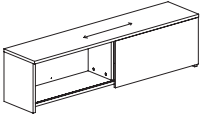
Overhead Storage

Wall Mounted Laminate Sliding Door



Overhead Storage

Wall Mounted Laminate Sliding Door

		MODEL NUMBER			
		Basic Model	Laminate Color		
MODEL	W x H x D			Approx. Packaged Weight	Delivered Pricing
 Wall Mounted Overhead With Laminate Sliding Door <ul style="list-style-type: none">• Hanging bar included only• 18.25" internal cabinet height clearance	48x22x16	AKSWL4822	<input type="checkbox"/> <input type="checkbox"/> <input type="checkbox"/>	107.0#	\$ 1269
	54x22x16	AKSWL5422	<input type="checkbox"/> <input type="checkbox"/> <input type="checkbox"/>	119.0#	1290
	60x22x16	AKSWL6022	<input type="checkbox"/> <input type="checkbox"/> <input type="checkbox"/>	126.0#	1312
	66x22x16	AKSWL6622	<input type="checkbox"/> <input type="checkbox"/> <input type="checkbox"/>	143.0#	1333
	72x22x16	AKSWL7222	<input type="checkbox"/> <input type="checkbox"/> <input type="checkbox"/>	151.0#	1355
AKSWL					

A

B

HOW TO ORDER

Indicate the following information on order form:

1. Quantity of each item.
2. Model number, including options. See “How To Build a Model Number”.
3. Any special service required.

Note:

- The ☐ indicates that a choice is required.
- The absence of the ☐ indicates that no choice is required.
- Alpha-numeric characters in place of ☐ indicate that no other alternatives are available.

HOW TO BUILD A MODEL NUMBER

- A** Select basic model.
- B** Select laminate color.
Refer to the **Product Color Options** page in this price list.

SPECIAL SERVICES

Special Carton Marking

With specially marked information N/C

Shipping
Ships **assembled, FOB KI-Orenda Bolton, ON L7E 1G8, freight prepaid.** Freight class 85.

Specifications and prices are subject to change without prior notice.

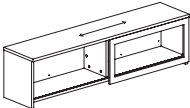
Overhead Storage

Wall Mounted Aluminum Sliding Framed Door with Frosted Acrylic Panel



Overhead Storage

Wall Mounted Aluminum Sliding Framed Door with Frosted Acrylic Panel

		MODEL NUMBER			
		Basic Model	Laminate Color		
MODEL	W x H x D			Approx. Packaged Weight	Delivered Pricing
 AKSWS	Wall Mounted Aluminum Sliding Framed Door with Frosted Acrylic Panel <ul style="list-style-type: none">• Hanging bar included only• 18.25" internal cabinet height clearance	48x22x16	AKSWS4822	<input type="checkbox"/> <input type="checkbox"/> <input type="checkbox"/>	\$ 1649
		54x22x16	AKSWS5422	<input type="checkbox"/> <input type="checkbox"/> <input type="checkbox"/>	1680
		60x22x16	AKSWS6022	<input type="checkbox"/> <input type="checkbox"/> <input type="checkbox"/>	1712
		66x22x16	AKSWS6622	<input type="checkbox"/> <input type="checkbox"/> <input type="checkbox"/>	1743
		72x22x16	AKSWS7222	<input type="checkbox"/> <input type="checkbox"/> <input type="checkbox"/>	1774

A

B

HOW TO ORDER

Indicate the following information on order form:

1. Quantity of each item.
2. Model number, including options. See “How To Build a Model Number”.
3. Any special service required.

Note:

- The ☐ indicates that a choice is required.
- The absence of the ☐ indicates that no choice is required.
- Alpha-numeric characters in place of ☐ indicate that no other alternatives are available.

HOW TO BUILD A MODEL NUMBER

- A** Select basic model.
- B** Select laminate color.
Refer to the **Product Color Options** page in this price list.

SPECIAL SERVICES

Special Carton Marking

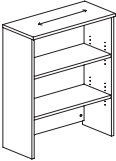
With specially marked information N/C

Shipping

Ships **assembled, FOB KI-Orenda Bolton, ON L7E 1G8, freight prepaid.** Freight class 85.

Specifications and prices are subject to change without prior notice.



		MODEL NUMBER			
		Basic Model	Laminate Color		
MODEL	W x H x D			Approx. Packaged Weight	Delivered Pricing
 AKSOB	Surface Mounted Stack on Bookcase • Includes two adjustable height shelves	30x43x16	AKSOB301643	<input type="checkbox"/> <input type="checkbox"/> <input type="checkbox"/>	70.0# \$ 819
		36x43x16	AKSOB361643	<input type="checkbox"/> <input type="checkbox"/> <input type="checkbox"/>	79.0# 851
		A	B		

HOW TO ORDER

Indicate the following information on order form:

- Quantity of each item.
- Model number, including options. See “How To Build a Model Number”.
- Any special service required.

Note:

- The ☐ indicates that a choice is required.
- The absence of the ☐ indicates that no choice is required.
- Alpha-numeric characters in place of ☐ indicate that no other alternatives are available.

HOW TO BUILD A MODEL NUMBER

- A** Select basic model.
- B** Select laminate color.
Refer to the **Product Color Options** page in this price list.

SPECIAL SERVICES

Special Carton Marking

With specially marked information N/C

Shipping
Ships **knocked down**, **FOB KI-Orenda Bolton, ON L6T 5T6**, **freight prepaid**. Freight class 85.

Specifications and prices are subject to change without prior notice.


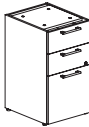

Under Desk Storage

Pedestal Files



Under Desk Storage

Pedestal Files

		MODEL NUMBER					
		Basic Model	Pull Option	Lock Option	Laminate Color		
	Under Desk Hanging Pedestal File, Box/File • Lock on fronts • To be installed under desk or return	15x19x19	AKSUH151919	<input type="checkbox"/> <input type="checkbox"/> <input type="checkbox"/>	<input type="checkbox"/> <input type="checkbox"/>	<input type="checkbox"/> <input type="checkbox"/> <input type="checkbox"/>	50.0#
AKSUH							
	Under Desk Full Height Pedestal File, Box/Box/File • Lock on fronts • To be installed under desk or return	15x19x28	AKSUPU151928	<input type="checkbox"/> <input type="checkbox"/> <input type="checkbox"/>	<input type="checkbox"/> <input type="checkbox"/>	<input type="checkbox"/> <input type="checkbox"/> <input type="checkbox"/>	64.0#
AKSUP							
	Under Desk Full Height Pedestal File, File/File • Lock on fronts • To be installed under desk or return	15x19x28	AKSUPF151928	<input type="checkbox"/> <input type="checkbox"/> <input type="checkbox"/>	<input type="checkbox"/> <input type="checkbox"/>	<input type="checkbox"/> <input type="checkbox"/> <input type="checkbox"/>	62.0#
AKSUP							
			A	B	C	D	

HOW TO ORDER

Indicate the following information on order form:

- Quantity of each item.
- Model number, including options. See “How To Build a Model Number”.
- Any special service required.

Note:

- The ☐ indicates that a choice is required.
- The absence of the ☐ indicates that no choice is required.
- Alpha-numeric characters in place of ☐ indicate that no other alternatives are available.

HOW TO BUILD A MODEL NUMBER

- A**Select basic model.
- B**Select pull option.
- | | |
|-----------|-----------------------------------|
| CA | - Cubic Pull - Anodized Aluminum |
| LK | - Integrated Pull - Black Plastic |
| ZS | - Straight Pull - Painted Silver |
| WS | - Waterfall Pull - Painted Silver |
- C**Select lock option.
- | | |
|-----------|---|
| NL | - No lock |
| WL | - Locking-no lock core (ordered separately with kits) - 1 Lock ; add \$25 |
- D**Select laminate color.
Refer to the **Product Color Options** page in this price list.

SPECIAL SERVICES

Special Carton Marking

With specially marked information N/C

Shipping

Ships **assembled, FOB KI-Orenda Bolton, ON L7E 1G8, freight prepaid.** Freight class 85.

Specifications and prices are subject to change without prior notice.

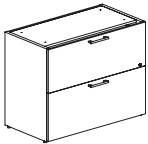

Under Desk Storage

Lateral File and Cabinet



Under Desk Storage

Lateral File and Cabinet

		MODEL NUMBER					
		Basic Model	Pull Option	Lock Option	Laminate Color		
 AKSUL	MODEL	W x D x H				Approx. Packaged Weight	Delivered Pricing
	Under Desk Lateral File 2 Drawer	30x19x28	AKSUL301928	<input type="checkbox"/> <input type="checkbox"/> <input type="checkbox"/>	<input type="checkbox"/> <input type="checkbox"/>	<input type="checkbox"/> <input type="checkbox"/> <input type="checkbox"/>	115.0# \$ 1320
	<ul style="list-style-type: none">• Lock on fronts• To be installed under desk or return• Side to side letter sized filing requires field installed bars specified separately	36x19x28	AKSUL361928	<input type="checkbox"/> <input type="checkbox"/> <input type="checkbox"/>	<input type="checkbox"/> <input type="checkbox"/>	<input type="checkbox"/> <input type="checkbox"/> <input type="checkbox"/>	125.0# 1355
 AKSUS	Under Desk Storage Cabinet 2 Door	30x19x28	AKSUS301928	<input type="checkbox"/> <input type="checkbox"/> <input type="checkbox"/>	<input type="checkbox"/> <input type="checkbox"/>	<input type="checkbox"/> <input type="checkbox"/> <input type="checkbox"/>	97.0# \$ 1046
	<ul style="list-style-type: none">• Lock on fronts• One full-width adjustable shelf• To be installed under desk or return	36x19x28	AKSUS361928	<input type="checkbox"/> <input type="checkbox"/> <input type="checkbox"/>	<input type="checkbox"/> <input type="checkbox"/>	<input type="checkbox"/> <input type="checkbox"/> <input type="checkbox"/>	107.0# 1075
			A	B	C	D	

HOW TO ORDER

Indicate the following information on order form:

1. Quantity of each item.
2. Model number, including options. See “How To Build a Model Number”.
3. Any special service required.

Note:

- The ☐ indicates that a choice is required.
- The absence of the ☐ indicates that no choice is required.
- Alpha-numeric characters in place of ☐ indicate that no other alternatives are available.

HOW TO BUILD A MODEL NUMBER

- A**Select basic model.
- B**Select pull option.
- | | |
|-----------|-----------------------------------|
| CA | - Cubic Pull - Anodized Aluminum |
| LK | - Integrated Pull - Black Plastic |
| ZS | - Straight Pull - Painted Silver |
| WS | - Waterfall Pull - Painted Silver |
- C**Select lock option.
- | | |
|-----------|---|
| NL | - No lock |
| WL | - Locking-no lock core (ordered separately with kits) - 1 Lock ; add \$25 |
- D**Select laminate color.
- Refer to the **Product Color Options** page in this price list.

SPECIAL SERVICES

Special Carton Marking

With specially marked information N/C

Shipping
Ships **assembled, FOB KI-Orenda Bolton, ON L7E 1G8, freight prepaid.** Freight class 85.

Specifications and prices are subject to change without prior notice.



Freestanding Storage

Mobile Pedestal File



Freestanding Storage

Mobile Pedestal File

		MODEL NUMBER					
		Basic Model	Pull Option	Lock Option	Laminate Color		
 AKSFP	Mobile Pedestal File, Box/File • Lock on fronts • Locking casters on front	15x19x22	AKSFP151922	<input type="checkbox"/> <input type="checkbox"/> <input type="checkbox"/>	<input type="checkbox"/> <input type="checkbox"/>	<input type="checkbox"/> <input type="checkbox"/> <input type="checkbox"/>	75.0# \$ 939
 AKSFP	Mobile Pedestal File, Box/Box/File • Lock on fronts • Locking casters on front	15x19x28	AKSFP151928	<input type="checkbox"/> <input type="checkbox"/> <input type="checkbox"/>	<input type="checkbox"/> <input type="checkbox"/>	<input type="checkbox"/> <input type="checkbox"/> <input type="checkbox"/>	90.0# \$ 1139
			A	B	C	D	

HOW TO ORDER

Indicate the following information on order form:

- Quantity of each item.
- Model number, including options. See “How To Build a Model Number”.
- Any special service required.

Note:

- The ☐ indicates that a choice is required.
- The absence of the ☐ indicates that no choice is required.
- Alpha-numeric characters in place of ☐ indicate that no other alternatives are available.

HOW TO BUILD A MODEL NUMBER

- A** Select basic model.
- B** Select pull option.
- | | |
|-----------|-----------------------------------|
| CA | - Cubic Pull - Anodized Aluminum |
| LK | - Integrated Pull - Black Plastic |
| ZS | - Straight Pull - Painted Silver |
| WS | - Waterfall Pull - Painted Silver |
- C** Select lock option.
- | | |
|-----------|---|
| NL | - No lock |
| WL | - Locking-no lock core (ordered separately with kits) - 1 Lock ; add \$25 |
- D** Select laminate color.
Refer to the **Product Color Options** page in this price list.

SPECIAL SERVICES

Special Carton Marking

With specially marked information N/C

Shipping
Ships **assembled, FOB KI-Orenda Bolton, ON L7E 1G8, freight prepaid.** Freight class 85.

Specifications and prices are subject to change without prior notice.

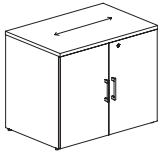
Freestanding Storage

Storage Cabinet



Freestanding Storage

Storage Cabinet

		MODEL NUMBER						
		Basic Model	Pull Option	Lock Option	Top Laminate Color	Base Laminate Color		
MODEL	W x D x H						Approx. Packaged Weight	Delivered Pricing
 Storage Cabinet Freestanding <ul style="list-style-type: none">• Lock on fronts• One full-width adjustable shelf	30x20x29	AKSFS302029	<input type="checkbox"/> <input type="checkbox"/> <input type="checkbox"/>	<input type="checkbox"/> <input type="checkbox"/>	<input type="checkbox"/> <input type="checkbox"/> <input type="checkbox"/>	<input type="checkbox"/> <input type="checkbox"/> <input type="checkbox"/>	93.0#	\$ 1156
	30x24x29	AKSFS302429	<input type="checkbox"/> <input type="checkbox"/> <input type="checkbox"/>	<input type="checkbox"/> <input type="checkbox"/>	<input type="checkbox"/> <input type="checkbox"/> <input type="checkbox"/>	<input type="checkbox"/> <input type="checkbox"/> <input type="checkbox"/>	112.0#	1210
	36x20x29	AKSFS362029	<input type="checkbox"/> <input type="checkbox"/> <input type="checkbox"/>	<input type="checkbox"/> <input type="checkbox"/>	<input type="checkbox"/> <input type="checkbox"/> <input type="checkbox"/>	<input type="checkbox"/> <input type="checkbox"/> <input type="checkbox"/>	110.0#	1203
	36x24x29	AKSFS362429	<input type="checkbox"/> <input type="checkbox"/> <input type="checkbox"/>	<input type="checkbox"/> <input type="checkbox"/>	<input type="checkbox"/> <input type="checkbox"/> <input type="checkbox"/>	<input type="checkbox"/> <input type="checkbox"/> <input type="checkbox"/>	134.0#	1264
AKSFS								
		A	B	C	D	E		

HOW TO ORDER

Indicate the following information on order form:

1. Quantity of each item.
2. Model number, including options. See “How To Build a Model Number”.
3. Any special service required.

Note:

- The ☐ indicates that a choice is required.
- The absence of the ☐ indicates that no choice is required.
- Alpha-numeric characters in place of ☐ indicate that no other alternatives are available.

HOW TO BUILD A MODEL NUMBER

- A** Select basic model.
- B** Select pull option.
- | | |
|-----------|-----------------------------------|
| CA | - Cubic Pull - Anodized Aluminum |
| LK | - Integrated Pull - Black Plastic |
| ZS | - Straight Pull - Painted Silver |
| WS | - Waterfall Pull - Painted Silver |
- C** Select lock option.
- | | |
|-----------|---|
| NL | - No lock |
| WL | - Locking-no lock core (ordered separately with kits) - 1 Lock ; add \$25 |
- D** Select top laminate color.
Refer to the **Product Color Options** page in this price list.
- E** Select base laminate color.
Refer to the **Product Color Options** page in this price list.

SPECIAL SERVICES

Special Carton Marking

With specially marked information N/C

Shipping
Ships **assembled, FOB KI-Orenda Bolton, ON L7E 1G8, freight prepaid.** Freight class 85.

Specifications and prices are subject to change without prior notice.

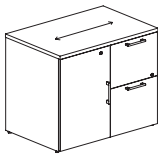
Freestanding Storage

Storage and File Cabinet



Freestanding Storage

Storage and File Cabinet

		MODEL NUMBER						
		Basic Model	Pull Option	Lock Option	Top Laminate Color	Base Laminate Color		
 AKSFC	MODEL						Approx. Packaged Weight	Delivered Pricing
	Storage and File Cabinet Freestanding <ul style="list-style-type: none">• Lock on fronts• One adjustable shelf	36x20x29	AKSFC362029	<input type="checkbox"/> <input type="checkbox"/> <input type="checkbox"/>	<input type="checkbox"/> <input type="checkbox"/>	<input type="checkbox"/> <input type="checkbox"/> <input type="checkbox"/>	103.0#	\$ 1900
		36x24x29	AKSFC362429	<input type="checkbox"/> <input type="checkbox"/> <input type="checkbox"/>	<input type="checkbox"/> <input type="checkbox"/> <input type="checkbox"/>	<input type="checkbox"/> <input type="checkbox"/> <input type="checkbox"/>	112.0#	1931
			A	B	C	D		
						E		

HOW TO ORDER

Indicate the following information on order form:

1. Quantity of each item.
2. Model number, including options. See “How To Build a Model Number”.
3. Any special service required.

Note:

- The ☐ indicates that a choice is required.
- The absence of the ☐ indicates that no choice is required.
- Alpha-numeric characters in place of ☐ indicate that no other alternatives are available.

HOW TO BUILD A MODEL NUMBER

- A**Select basic model.
- B**Select pull option.
- | | |
|-----------|-----------------------------------|
| CA | - Cubic Pull - Anodized Aluminum |
| LK | - Integrated Pull - Black Plastic |
| ZS | - Straight Pull - Painted Silver |
| WS | - Waterfall Pull - Painted Silver |
- C**Select lock option.
- | | |
|-----------|---|
| NL | - No lock |
| WL | - Locking-no lock core (ordered separately with kits) - 2 Locks; add \$50 |
- D**Select top laminate color.
Refer to the **Product Color Options** page in this price list.
- E**Select base laminate color.
Refer to the **Product Color Options** page in this price list.

SPECIAL SERVICES

Special Carton Marking

With specially marked information N/C

Shipping
Ships **assembled, FOB KI-Orenda Bolton, ON L7E 1G8, freight prepaid.** Freight class 85.

Specifications and prices are subject to change without prior notice.

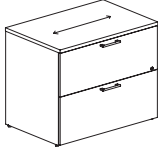


Freestanding Storage

Lateral Files



Freestanding Storage

Lateral Files

		MODEL NUMBER					
		Basic Model	Pull Option	Lock Option	Laminate Color		
	MODEL	W x D x H				Approx. Packaged Weight	Delivered Pricing
	Lateral File Freestanding Two Drawers	30x20x29	AKSFD302029	<input type="checkbox"/> <input type="checkbox"/> <input type="checkbox"/>	<input type="checkbox"/> <input type="checkbox"/>	<input type="checkbox"/> <input type="checkbox"/> <input type="checkbox"/>	116.0# \$ 1575
	<ul style="list-style-type: none">• Lock on fronts• Side to side letter sized filing requires field installed bars specified separately	36x20x29	AKSFD362029	<input type="checkbox"/> <input type="checkbox"/> <input type="checkbox"/>	<input type="checkbox"/> <input type="checkbox"/>	<input type="checkbox"/> <input type="checkbox"/> <input type="checkbox"/>	139.0# 1620
AKSFD							
	Lateral File Freestanding Three Drawers	30x20x44	AKSFE302044	<input type="checkbox"/> <input type="checkbox"/> <input type="checkbox"/>	<input type="checkbox"/> <input type="checkbox"/>	<input type="checkbox"/> <input type="checkbox"/> <input type="checkbox"/>	184.0# \$ 2386
	<ul style="list-style-type: none">• Lock on fronts• Side to side letter sized filing requires field installed bars specified separately	36x20x44	AKSFE362044	<input type="checkbox"/> <input type="checkbox"/> <input type="checkbox"/>	<input type="checkbox"/> <input type="checkbox"/>	<input type="checkbox"/> <input type="checkbox"/> <input type="checkbox"/>	209.0# 2415
AKSFE							
	Lateral File Freestanding Four Drawers	30x20x58	AKSFF302058	<input type="checkbox"/> <input type="checkbox"/> <input type="checkbox"/>	<input type="checkbox"/> <input type="checkbox"/>	<input type="checkbox"/> <input type="checkbox"/> <input type="checkbox"/>	235.0# \$ 2767
	<ul style="list-style-type: none">• Lock on fronts• Side to side letter sized filing requires field installed bars specified separately	36x20x58	AKSFF362058	<input type="checkbox"/> <input type="checkbox"/> <input type="checkbox"/>	<input type="checkbox"/> <input type="checkbox"/>	<input type="checkbox"/> <input type="checkbox"/> <input type="checkbox"/>	267.0# 2917
AKSFF							
			A	B	C	D	

HOW TO ORDER

- Indicate the following information on order form:
- Quantity of each item.
 - Model number, including options. See “How To Build a Model Number”.
 - Any special service required.

Note:

- The ☐ indicates that a choice is required.
- The absence of the ☐ indicates that no choice is required.
- Alpha-numeric characters in place of ☐ indicate that no other alternatives are available.

HOW TO BUILD A MODEL NUMBER

- A**Select basic model.
- B**Select pull option.
- | | |
|-----------|-----------------------------------|
| CA | - Cubic Pull - Anodized Aluminum |
| LK | - Integrated Pull - Black Plastic |
| ZS | - Straight Pull - Painted Silver |
| WS | - Waterfall Pull - Painted Silver |
- C**Select lock option.
- | | |
|-----------|---|
| NL | - No lock |
| WL | - Locking-no lock core (ordered separately with kits) - 1 Lock ; add \$25 |
- D**Select laminate color.
- Refer to the **Product Color Options** page in this price list.

SPECIAL SERVICES

Special Carton Marking

With specially marked information N/C

Shipping
Ships **assembled, FOB KI-Orenda Bolton, ON L7E 1G8, freight prepaid.** Freight class 85.

Specifications and prices are subject to change without prior notice.

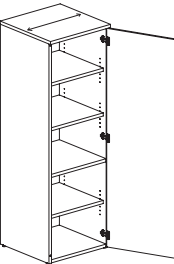
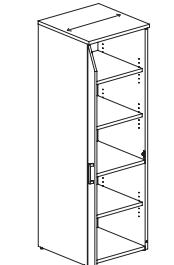
Freestanding Storage

Storage Towers



Freestanding Storage

Storage Towers

		MODEL NUMBER					
MODEL	W x D x H	Basic Model	Pull Option	Lock Option	Laminate Color	Approx. Packaged Weight	Delivered Pricing
	Storage Tower with Shelves Laminate Door Right Hinge	AKSFTSR242072	<input type="checkbox"/> <input type="checkbox"/> <input type="checkbox"/>	<input type="checkbox"/> <input type="checkbox"/>	<input type="checkbox"/> <input type="checkbox"/> <input type="checkbox"/>	175.0#	\$ 1567
	• 1 fixed shelf	AKSFTSR242472	<input type="checkbox"/> <input type="checkbox"/> <input type="checkbox"/>	<input type="checkbox"/> <input type="checkbox"/>	<input type="checkbox"/> <input type="checkbox"/> <input type="checkbox"/>	230.0#	1636
	• 3 adjustable shelves						
	• Lock on fronts						
AKSFT							
	Storage Tower with Shelves Laminate Door Left Hinge	AKSFTSL242072	<input type="checkbox"/> <input type="checkbox"/> <input type="checkbox"/>	<input type="checkbox"/> <input type="checkbox"/>	<input type="checkbox"/> <input type="checkbox"/> <input type="checkbox"/>	175.0#	\$ 1567
	• 1 fixed shelf	AKSFTSL242472	<input type="checkbox"/> <input type="checkbox"/> <input type="checkbox"/>	<input type="checkbox"/> <input type="checkbox"/>	<input type="checkbox"/> <input type="checkbox"/> <input type="checkbox"/>	230.0#	1636
	• 3 adjustable shelves						
	• Lock on fronts						
AKSFT							
		A	B	C	D		

HOW TO ORDER

Indicate the following information on order form:

- Quantity of each item.
- Model number, including options. See “How To Build a Model Number”.
- Any special service required.

Note:

- The ☐ indicates that a choice is required.
- The absence of the ☐ indicates that no choice is required.
- Alpha-numeric characters in place of ☐ indicate that no other alternatives are available.

HOW TO BUILD A MODEL NUMBER

- A** Select basic model.
- B** Select pull option.
- | | |
|-----------|-----------------------------------|
| CA | - Cubic Pull - Anodized Aluminum |
| LK | - Integrated Pull - Black Plastic |
| WS | - Waterfall Pull - Painted Silver |
| ZS | - Straight Pull - Painted Silver |
- C** Select lock option.
- | | |
|-----------|---|
| NL | - No lock |
| WL | - Locking-no lock core (ordered separately with kits) - 1 Lock ; add \$25 |
- D** Select laminate color.
- Refer to the **Product Color Options** page in this price list.

SPECIAL SERVICES

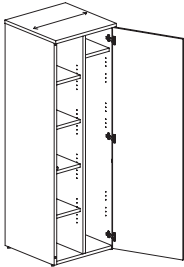
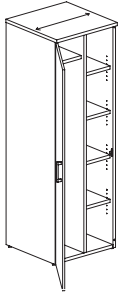
Special Carton Marking

With specially marked information N/C

Shipping
Ships **assembled, FOB KI-Orenda Bolton, ON L7E 1G8, freight prepaid.** Freight class 85.

Specifications and prices are subject to change without prior notice.



		MODEL NUMBER					
		Basic Model	Pull Option	Lock Option	Laminate Color		
	MODEL	W x D x H				Approx. Packaged Weight	Delivered Pricing
	Storage Tower with Wardrobe/Shelves Laminate Door Right Hinge	24x20x72	AKSFTBR242072	<input type="checkbox"/> <input type="checkbox"/> <input type="checkbox"/>	<input type="checkbox"/> <input type="checkbox"/>	<input type="checkbox"/> <input type="checkbox"/> <input type="checkbox"/>	193.0# \$ 1789
		24x24x72	AKSFTBR242472	<input type="checkbox"/> <input type="checkbox"/> <input type="checkbox"/>	<input type="checkbox"/> <input type="checkbox"/>	<input type="checkbox"/> <input type="checkbox"/> <input type="checkbox"/>	256.0# 1831
	<ul style="list-style-type: none">• 1 fixed shelf• 4 adjustable shelves• Lock on fronts• Hanging pole						
AKSFT							
	Storage Tower with Wardrobe/Shelves Laminate Door Left Hinge	24x20x72	AKSFTBL242072	<input type="checkbox"/> <input type="checkbox"/> <input type="checkbox"/>	<input type="checkbox"/> <input type="checkbox"/>	<input type="checkbox"/> <input type="checkbox"/> <input type="checkbox"/>	193.0# \$ 1789
		24x24x72	AKSFTBL242472	<input type="checkbox"/> <input type="checkbox"/> <input type="checkbox"/>	<input type="checkbox"/> <input type="checkbox"/>	<input type="checkbox"/> <input type="checkbox"/> <input type="checkbox"/>	256.0# 1831
	<ul style="list-style-type: none">• 1 fixed shelf• 4 adjustable shelves• Lock on fronts• Hanging pole						
AKSFT							
			A	B	C	D	

HOW TO ORDER

Indicate the following information on order form:

- Quantity of each item.
- Model number, including options. See “How To Build a Model Number”.
- Any special service required.

Note:

- The ☐ indicates that a choice is required.
- The absence of the ☐ indicates that no choice is required.
- Alpha-numeric characters in place of ☐ indicate that no other alternatives are available.

HOW TO BUILD A MODEL NUMBER

- A**Select basic model.
- B**Select pull option.
- | | |
|-----------|-----------------------------------|
| CA | - Cubic Pull - Anodized Aluminum |
| LK | - Integrated Pull - Black Plastic |
| WS | - Waterfall Pull - Painted Silver |
| ZS | - Straight Pull - Painted Silver |
- C**Select lock option.
- | | |
|-----------|---|
| NL | - No lock |
| WL | - Locking-no lock core (ordered separately with kits) - 1 Lock ; add \$25 |
- D**Select laminate color.
- Refer to the **Product Color Options** page in this price list.

SPECIAL SERVICES

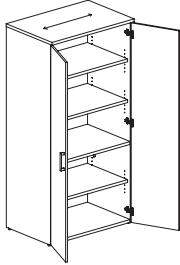
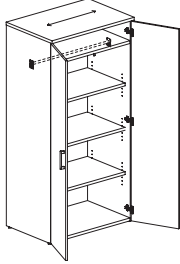
Special Carton Marking

With specially marked information N/C

Shipping
Ships **assembled, FOB KI-Orenda Bolton, ON L7E 1G8, freight prepaid.** Freight class 85.

Specifications and prices are subject to change without prior notice.



		MODEL NUMBER					
		Basic Model	Pull Option	Lock Option	Laminate Color		
MODEL	W x D x H					Approx. Packaged Weight	Delivered Pricing
	Storage Tower with Shelves Two Laminate Doors <ul style="list-style-type: none">• 1 fixed shelf• 3 adjustable shelves• Lock on fronts	36x20x72	AKSFTS362072	<input type="checkbox"/> <input type="checkbox"/> <input type="checkbox"/>	<input type="checkbox"/> <input type="checkbox"/>	<input type="checkbox"/> <input type="checkbox"/> <input type="checkbox"/>	263.0# \$ 1746
		36x24x72	AKSFTS362472	<input type="checkbox"/> <input type="checkbox"/> <input type="checkbox"/>	<input type="checkbox"/> <input type="checkbox"/>	<input type="checkbox"/> <input type="checkbox"/> <input type="checkbox"/>	315.0# 1828
AKSFT							
	Storage Tower with Wardrobe/Shelves Two Laminate Doors <ul style="list-style-type: none">• 1 fixed shelf• 3 adjustable shelves or 3 removable shelves for wardrobe use• Lock on fronts• Hanging pole	36x20x72	AKSFTB362072	<input type="checkbox"/> <input type="checkbox"/> <input type="checkbox"/>	<input type="checkbox"/> <input type="checkbox"/>	<input type="checkbox"/> <input type="checkbox"/> <input type="checkbox"/>	300.0# \$ 1804
		36x24x72	AKSFTB362472	<input type="checkbox"/> <input type="checkbox"/> <input type="checkbox"/>	<input type="checkbox"/> <input type="checkbox"/>	<input type="checkbox"/> <input type="checkbox"/> <input type="checkbox"/>	333.0# 1865
AKSFT							
			A	B	C	D	

HOW TO ORDER

Indicate the following information on order form:

1. Quantity of each item.
2. Model number, including options. See “How To Build a Model Number”.
3. Any special service required.

Note:

- The ☐ indicates that a choice is required.
- The absence of the ☐ indicates that no choice is required.
- Alpha-numeric characters in place of ☐ indicate that no other alternatives are available.

HOW TO BUILD A MODEL NUMBER

- A** Select basic model.
- B** Select pull option.
- | | |
|-----------|-----------------------------------|
| CA | - Cubic Pull - Anodized Aluminum |
| LK | - Integrated Pull - Black Plastic |
| ZS | - Straight Pull - Painted Silver |
| WS | - Waterfall Pull - Painted Silver |
- C** Select lock option.
- | | |
|-----------|---|
| NL | - No lock |
| WL | - Locking-no lock core (ordered separately with kits) - 1 Lock ; add \$25 |
- D** Select laminate color.
- Refer to the **Product Color Options** page in this price list.

SPECIAL SERVICES

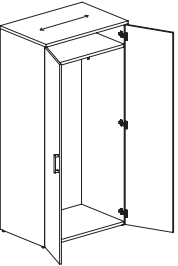
Special Carton Marking

With specially marked information N/C

Shipping
Ships **assembled, FOB KI-Orenda Bolton, ON L7E 1G8, freight prepaid.** Freight class 85.

Specifications and prices are subject to change without prior notice.



		MODEL NUMBER					
MODEL	W x D x H	Basic Model	Pull Option	Lock Option	Laminate Color	Approx. Packaged Weight	Delivered Pricing
 <div>Storage Tower Wardrobe Two Laminate Doors</div> <ul style="list-style-type: none">• Lock on fronts• Hanging pole• Top shelf	36x20x72	AKSFTW362072	<input type="checkbox"/> <input type="checkbox"/> <input type="checkbox"/>	<input type="checkbox"/> <input type="checkbox"/>	<input type="checkbox"/> <input type="checkbox"/> <input type="checkbox"/>	235.0#	\$ 1648
	36x24x72	AKSFTW362472	<input type="checkbox"/> <input type="checkbox"/> <input type="checkbox"/>	<input type="checkbox"/> <input type="checkbox"/>	<input type="checkbox"/> <input type="checkbox"/> <input type="checkbox"/>	281.0#	1708
		A	B	C	D		

AKSFT

HOW TO ORDER

Indicate the following information on order form:

1. Quantity of each item.
2. Model number, including options. See “How To Build a Model Number”.
3. Any special service required.

Note:

- The ☐ indicates that a choice is required.
- The absence of the ☐ indicates that no choice is required.
- Alpha-numeric characters in place of ☐ indicate that no other alternatives are available.

HOW TO BUILD A MODEL NUMBER

- A**Select basic model.
- | | |
|-----------|-----------------------------------|
| CA | - Cubic Pull - Anodized Aluminum |
| LK | - Integrated Pull - Black Plastic |
| ZS | - Straight Pull - Painted Silver |
| WS | - Waterfall Pull - Painted Silver |
- C**Select lock option.
- | | |
|-----------|---|
| NL | - No lock |
| WL | - Locking-no lock core (ordered separately with kits) - 1 Lock ; add \$25 |
- D**Select laminate color.
Refer to the **Product Color Options** page in this price list.

SPECIAL SERVICES

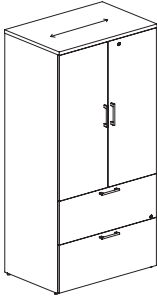
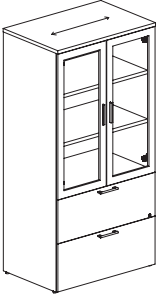
Special Carton Marking

With specially marked information N/C

Shipping
Ships **assembled, FOB KI-Orenda Bolton, ON L7E 1G8, freight prepaid.** Freight class 85.

Specifications and prices are subject to change without prior notice.



		MODEL NUMBER					
		Basic Model	Pull Option	Lock Option	Laminate Color		
	MODEL	W x D x H				Approx. Packaged Weight	Delivered Pricing
	Storage Tower with Lateral File Laminate Doors <ul style="list-style-type: none">• Lock on fronts• Two adjustable shelves• Side to side letter sized filing requires field installed bars specified separately	36x20x72	AKSFL362072	<input type="checkbox"/> <input type="checkbox"/> <input type="checkbox"/>	<input type="checkbox"/> <input type="checkbox"/>	<input type="checkbox"/> <input type="checkbox"/> <input type="checkbox"/>	288.0# \$ 2409
		36x24x72	AKSFL362472	<input type="checkbox"/> <input type="checkbox"/> <input type="checkbox"/>	<input type="checkbox"/> <input type="checkbox"/>	<input type="checkbox"/> <input type="checkbox"/> <input type="checkbox"/>	345.0# 2466
AKSFL							
	Storage Tower with Lateral File Framed Frosted Acrylic Doors <ul style="list-style-type: none">• Lock on drawers only• Two adjustable shelves• Side to side letter sized filing requires field installed bars specified separately	36x20x72	AKSFR362072	<input type="checkbox"/> <input type="checkbox"/> <input type="checkbox"/>	<input type="checkbox"/> <input type="checkbox"/>	<input type="checkbox"/> <input type="checkbox"/> <input type="checkbox"/>	288.0# \$ 3516
		36x24x72	AKSFR362472	<input type="checkbox"/> <input type="checkbox"/> <input type="checkbox"/>	<input type="checkbox"/> <input type="checkbox"/>	<input type="checkbox"/> <input type="checkbox"/> <input type="checkbox"/>	345.0# 3588
AKSFR							
			A	B	C	D	

HOW TO ORDER

Indicate the following information on order form:

1. Quantity of each item.
2. Model number, including options. See “How To Build a Model Number”.
3. Any special service required.

Note:

- The ☐ indicates that a choice is required.
- The absence of the ☐ indicates that no choice is required.
- Alpha-numeric characters in place of ☐ indicate that no other alternatives are available.

HOW TO BUILD A MODEL NUMBER

- A** Select basic model.
- | | |
|-----------|-----------------------------------|
| CA | - Cubic pull - Anodized Aluminum |
| LK | - Integrated pull - Black plastic |
| ZS | - Straight pull - Painted Silver |
| WS | - Waterfall pull - Painted Silver |
- Integrated Pull - Black Plastic (/LK) only on laminate doors.
- C** Select lock option.
- | | |
|-----------|---|
| WL | - Locking-no lock core (ordered separately with kits) - 1 Lock ; add \$25 |
| WL | - Locking-no lock core (ordered separately with kits) - 2 Locks; add \$50 |
| NL | - No lock |
- D** Select laminate color.
Refer to the **Product Color Options** page in this price list.

SPECIAL SERVICES

Special Carton Marking

With specially marked information N/C

Shipping
Ships **assembled, FOB KI-Orenda Bolton, ON L7E 1G8, freight prepaid.** Freight class 85.

Specifications and prices are subject to change without prior notice.

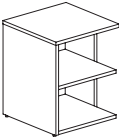
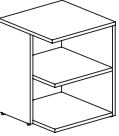
Freestanding Storage

Corner Bookcases



Freestanding Storage

Corner Bookcases

		MODEL NUMBER			
		Basic Model	Laminate Color		
MODEL	W x D x H			Approx. Packaged Weight	Delivered Pricing
 AKSFN	Corner Bookcase Left 29" High • One fixed shelf	20x20x29	AKSFNCL202029	<input type="checkbox"/> <input type="checkbox"/> <input type="checkbox"/> 47.0#	\$ 732
		24x24x29	AKSFNCL242429	<input type="checkbox"/> <input type="checkbox"/> <input type="checkbox"/> 60.0#	755
 AKSFN	Corner Bookcase Right 29" High • One fixed shelf	20x20x29	AKSFNCR202029	<input type="checkbox"/> <input type="checkbox"/> <input type="checkbox"/> 47.0#	\$ 732
		24x24x29	AKSFNCR242429	<input type="checkbox"/> <input type="checkbox"/> <input type="checkbox"/> 60.0#	755
		A	B		

HOW TO ORDER

Indicate the following information on order form:

- Quantity of each item.
- Model number, including options. See "How To Build a Model Number".
- Any special service required.

Note:

- The ☐ indicates that a choice is required.
- The absence of the ☐ indicates that no choice is required.
- Alpha-numeric characters in place of ☐ indicate that no other alternatives are available.

HOW TO BUILD A MODEL NUMBER

- A** Select basic model.
- B** Select laminate color. Refer to the **Product Color Options** page in this price list.

SPECIAL SERVICES

Special Carton Marking

With specially marked information N/C

Shipping

Ships **assembled, FOB KI-Orenda Bolton, ON L7E 1G8, freight prepaid.** Freight class 85.

Specifications and prices are subject to change without prior notice.

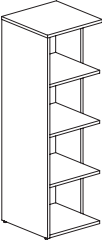
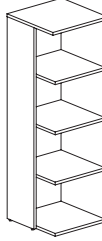
Freestanding Storage

Corner Bookcases



Freestanding Storage

Corner Bookcases

		MODEL NUMBER			
		Basic Model	Laminate Color		
MODEL	W x D x H			Approx. Packaged Weight	Delivered Pricing
	Corner Bookcase Left 72" High • Three fixed shelves	20x20x72	AKSFNCL202072	<input type="checkbox"/> <input type="checkbox"/> <input type="checkbox"/>	99.0# \$ 1214
		24x24x72	AKSFNCL242472	<input type="checkbox"/> <input type="checkbox"/> <input type="checkbox"/>	123.0# 1238
AKSFN					
	Corner Bookcase Right 72" High • Three fixed shelves	20x20x72	AKSFNCR202072	<input type="checkbox"/> <input type="checkbox"/> <input type="checkbox"/>	99.0# \$ 1214
		24x24x72	AKSFNCR242472	<input type="checkbox"/> <input type="checkbox"/> <input type="checkbox"/>	123.0# 1238
AKSFN					

A

B

HOW TO ORDER

Indicate the following information on order form:

- Quantity of each item.
- Model number, including options. See “How To Build a Model Number”.
- Any special service required.

Note:

- The ☐ indicates that a choice is required.
- The absence of the ☐ indicates that no choice is required.
- Alpha-numeric characters in place of ☐ indicate that no other alternatives are available.

HOW TO BUILD A MODEL NUMBER

- A** Select basic model.
- B** Select laminate color. Refer to the **Product Color Options** page in this price list.

SPECIAL SERVICES

Special Carton Marking


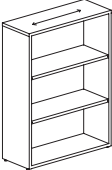
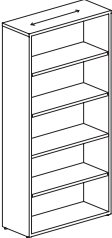
With specially marked information N/C

Shipping

Ships **assembled, FOB KI-Orenda Bolton, ON L7E 1G8, freight prepaid.** Freight class 85.

Specifications and prices are subject to change without prior notice.



		MODEL NUMBER			
		Basic Model	Laminate Color		
MODEL	W x D x H			Approx. Packaged Weight	Delivered Pricing
 AKSFB	Bookcase 29” High • One adjustable shelf	24x14x29	AKSFB241429	<input type="checkbox"/> <input type="checkbox"/> <input type="checkbox"/>	43.0# \$ 712
		30x14x29	AKSFB301429	<input type="checkbox"/> <input type="checkbox"/> <input type="checkbox"/>	50.0# 719
		36x14x29	AKSFB361429	<input type="checkbox"/> <input type="checkbox"/> <input type="checkbox"/>	58.0# 755
 AKSFB	Bookcase 48” High • Two adjustable shelves	24x14x48	AKSFB241448	<input type="checkbox"/> <input type="checkbox"/> <input type="checkbox"/>	66.0# \$ 833
		30x14x48	AKSFB301448	<input type="checkbox"/> <input type="checkbox"/> <input type="checkbox"/>	76.0# 871
		36x14x48	AKSFB361448	<input type="checkbox"/> <input type="checkbox"/> <input type="checkbox"/>	86.0# 889
 AKSFB	Bookcase 72” High • One fixed shelf and three adjustable shelves	24x14x72	AKSFB241472	<input type="checkbox"/> <input type="checkbox"/> <input type="checkbox"/>	95.0# \$ 1077
		30x14x72	AKSFB301472	<input type="checkbox"/> <input type="checkbox"/> <input type="checkbox"/>	110.0# 1155
		36x14x72	AKSFB361472	<input type="checkbox"/> <input type="checkbox"/> <input type="checkbox"/>	125.0# 1207

A

B

HOW TO ORDER

Indicate the following information on order form:

- Quantity of each item.
- Model number, including options. See “How To Build a Model Number”.
- Any special service required.

Note:

- The ☐ indicates that a choice is required.
- The absence of the ☐ indicates that no choice is required.
- Alpha-numeric characters in place of ☐ indicate that no other alternatives are available.

HOW TO BUILD A MODEL NUMBER

- A** Select basic model.
- B** Select laminate color.
Refer to the **Product Color Options** page in this price list.

SPECIAL SERVICES

Special Carton Marking

With specially marked information N/C

Shipping
Ships **assembled, FOB KI-Orenda Bolton, ON L7E 1G8, freight prepaid.** Freight class 85.

Specifications and prices are subject to change without prior notice.

Freestanding Storage

High Density Storage Cabinet



Freestanding Storage

High Density Storage Cabinet

				MODEL NUMBER					
				Basic Model	Pull Option	Lock Option	Laminate Color		
MODEL		Features	D x W x H					Approx. Packaged Weight	Delivered Pricing
	High Density Storage Cabinet 12”W, Right <ul style="list-style-type: none">• Lock on fronts• Pull-out door• Compartment with door and adjustable shelf	12” Wide	24x12x48	AKSFHR241248	<input type="checkbox"/> <input type="checkbox"/> <input type="checkbox"/>	<input type="checkbox"/> <input type="checkbox"/>	<input type="checkbox"/> <input type="checkbox"/> <input type="checkbox"/>	123.0#	\$ 2231
		12” Wide	30x12x48	AKSFHR301248	<input type="checkbox"/> <input type="checkbox"/> <input type="checkbox"/>	<input type="checkbox"/> <input type="checkbox"/>	<input type="checkbox"/> <input type="checkbox"/> <input type="checkbox"/>	148.0#	2277
AKSFH									
	High Density Storage Cabinet 12”W, Left <ul style="list-style-type: none">• Lock on fronts• Pull-out door• Compartment with door and adjustable shelf	12” Wide	24x12x48	AKSFHL241248	<input type="checkbox"/> <input type="checkbox"/> <input type="checkbox"/>	<input type="checkbox"/> <input type="checkbox"/>	<input type="checkbox"/> <input type="checkbox"/> <input type="checkbox"/>	123.0#	\$ 2231
		12” Wide	30x12x48	AKSFHL301248	<input type="checkbox"/> <input type="checkbox"/> <input type="checkbox"/>	<input type="checkbox"/> <input type="checkbox"/>	<input type="checkbox"/> <input type="checkbox"/> <input type="checkbox"/>	148.0#	2277
AKSFH									
	High Density Storage Cabinet 15”W, Right <ul style="list-style-type: none">• Lock on fronts• Pull-out door• Compartment with door and adjustable shelf	15” Wide	24x15x48	AKSFHR241548	<input type="checkbox"/> <input type="checkbox"/> <input type="checkbox"/>	<input type="checkbox"/> <input type="checkbox"/>	<input type="checkbox"/> <input type="checkbox"/> <input type="checkbox"/>	121.0#	\$ 2356
		15” Wide	30x15x48	AKSFHR301548	<input type="checkbox"/> <input type="checkbox"/> <input type="checkbox"/>	<input type="checkbox"/> <input type="checkbox"/>	<input type="checkbox"/> <input type="checkbox"/> <input type="checkbox"/>	174.0#	2404
AKSFH									
	High Density Storage Cabinet 15”W, Left <ul style="list-style-type: none">• Lock on fronts• Pull-out door• Compartment with door and adjustable shelf	15” Wide	24x15x48	AKSFHL241548	<input type="checkbox"/> <input type="checkbox"/> <input type="checkbox"/>	<input type="checkbox"/> <input type="checkbox"/>	<input type="checkbox"/> <input type="checkbox"/> <input type="checkbox"/>	121.0#	\$ 2356
		15” Wide	30x15x48	AKSFHL301548	<input type="checkbox"/> <input type="checkbox"/> <input type="checkbox"/>	<input type="checkbox"/> <input type="checkbox"/>	<input type="checkbox"/> <input type="checkbox"/> <input type="checkbox"/>	174.0#	2404
AKSFH									

A

B

C

D

A

B

C

D

HOW TO ORDER

- Indicate the following information on order form:
- Quantity of each item.
 - Model number, including options. See “How To Build a Model Number”.
 - Any special service required.

Note:

- The ☐ indicates that a choice is required.
- The absence of the ☐ indicates that no choice is required.
- Alpha-numeric characters in place of ☐ indicate that no other alternatives are available.

HOW TO BUILD A MODEL NUMBER

- A** Select basic model.
- B** Select pull option.
- | | |
|-----------|-----------------------------------|
| CA | - Cubic Pull - Anodized Aluminum |
| ZS | - Straight Pull - Painted Silver |
| WS | - Waterfall Pull - Painted Silver |
- C** Select lock option.
- | | |
|-----------|---|
| NL | - No lock |
| WL | - Locking-no lock core (ordered separately with kits) - 1 Lock ; add \$25 |
- D** Select laminate color.
- Refer to the **Product Color Options** page in this price list.

SPECIAL SERVICES

Special Carton Marking

With specially marked information N/C

Shipping
Ships **assembled, FOB KI-Orenda Bolton, ON L7E 1G8, freight prepaid.** Freight class 85.

Specifications and prices are subject to change without prior notice.






Accessories

Filing Hardware, Grommet, Wire Management, and Lock Sets



Accessories

Filing Hardware, Grommet, Wire Management, and Lock Sets

		MODEL NUMBER			
MODEL	Features	Basic Model	Approx. Packaged Weight	Delivered Pricing	
 AKPGR	Surface Grommet 2.75" Black Plastic • Field installed	2.75" Dia	AKPGRBL	1.0#	\$ 18
 AKPWM	Wire Management Channel • Field installed	24"W	AKPWM24	1.0#	\$ 41
		48"W	AKPWM48	1.0#	82
		72"W	AKPWM72	2.0#	113
 AKPFA	Front to Back Filing Hardware • Field installed	2 Bars	AKPFAFTB	2.0#	\$ 56
 AKPFA	Side to Side Filing Hardware • Field installed • To accommodate letter sized paper	2 Bars	AKPFA016	2.0#	\$ 46
		2 Bars	AKPFA030	3.0#	64
		2 Bars	AKPFA036	3.0#	68
 AKPKY	Key Alike Lock Core Sets with Keys • Field installed	1 Lock	AKPKYS1	1.0#	\$ 12
		2 Locks	AKPKYS2	1.0#	25
		3 Locks	AKPKYS3	1.0#	37
		4 Locks	AKPKYS4	1.0#	50
		5 Locks	AKPKYS5	1.0#	62
		6 Locks	AKPKYS6	1.0#	75

HOW TO ORDER

Indicate the following information on order form:

- Quantity of each item.
- Model number, including options. See "How To Build a Model Number".
- Any special service required.

Note:

- The ☐ indicates that a choice is required.
- The absence of the ☐ indicates that no choice is required.
- Alpha-numeric characters in place of ☐ indicate that no other alternatives are available.

HOW TO BUILD A MODEL NUMBER

A Select basic model.

SPECIAL SERVICES

Special Carton Marking

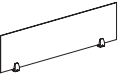
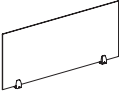
With specially marked information N/C

Shipping

Ships **assembled, FOB KI-Orenda Bolton, ON L7E 1G8, freight prepaid.** Freight class 85.

Specifications and prices are subject to change without prior notice.



		MODEL NUMBER			
		Basic Model	Bracket Color		
MODEL	W x H x D			Approx. Packaged Weight	Delivered Pricing
 AKPSA	Desktop Screens Frosted Acrylic 12" High <ul style="list-style-type: none">• 21"-45"wide screen 2 brackets included• 51"-69"wide screen 3 brackets included	21x12x1/4	AKPSA2412	<input type="checkbox"/> <input type="checkbox"/>	4.0# \$ 239
		27x12x1/4	AKPSA3012	<input type="checkbox"/> <input type="checkbox"/>	5.0# 251
		33x12x1/4	AKPSA3612	<input type="checkbox"/> <input type="checkbox"/>	6.0# 263
		39x12x1/4	AKPSA4212	<input type="checkbox"/> <input type="checkbox"/>	7.0# 275
		45x12x1/4	AKPSA4812	<input type="checkbox"/> <input type="checkbox"/>	8.0# 287
		51x12x1/4	AKPSA5412	<input type="checkbox"/> <input type="checkbox"/>	8.0# 302
		57x12x1/4	AKPSA6012	<input type="checkbox"/> <input type="checkbox"/>	9.0# 317
		63x12x1/4	AKPSA6612	<input type="checkbox"/> <input type="checkbox"/>	10.0# 332
		69x12x1/4	AKPSA7212	<input type="checkbox"/> <input type="checkbox"/>	11.0# 347
 AKPSA	Desktop Screens Frosted Acrylic 18 "High <ul style="list-style-type: none">• 21"-45"wide screen 2 brackets included• 51"-69"wide screen 3 brackets included	21x18x1/4	AKPSA2418	<input type="checkbox"/> <input type="checkbox"/>	5.0# \$ 260
		27x18x1/4	AKPSA3018	<input type="checkbox"/> <input type="checkbox"/>	7.0# 278
		33x18x1/4	AKPSA3618	<input type="checkbox"/> <input type="checkbox"/>	8.0# 296
		39x18x1/4	AKPSA4218	<input type="checkbox"/> <input type="checkbox"/>	10.0# 314
		45x18x1/4	AKPSA4818	<input type="checkbox"/> <input type="checkbox"/>	10.0# 332
		51x18x1/4	AKPSA5418	<input type="checkbox"/> <input type="checkbox"/>	11.0# 353
		57x18x1/4	AKPSA6018	<input type="checkbox"/> <input type="checkbox"/>	13.0# 374
		63x18x1/4	AKPSA6618	<input type="checkbox"/> <input type="checkbox"/>	14.0# 395
		69x18x1/4	AKPSA7218	<input type="checkbox"/> <input type="checkbox"/>	15.0# 416

A

B

HOW TO ORDER

Indicate the following information on order form:

1. Quantity of each item.
2. Model number, including options. See "How To Build a Model Number".
3. Any special service required.

Note:

- The ☐ indicates that a choice is required.
- The absence of the ☐ indicates that no choice is required.
- Alpha-numeric characters in place of ☐ indicate that no other alternatives are available.

HOW TO BUILD A MODEL NUMBER

- A

Select basic model.
- B

Select bracket color.
Refer to the **Product Color Options** page in this price list.

SPECIAL SERVICES

Special Carton Marking

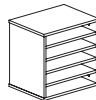
With specially marked information N/C

Shipping

Ships **knocked down, FOB KI-Orenda Bolton, ON L6T 5T6, freight prepaid**. Freight class 85.

Specifications and prices are subject to change without prior notice.



		MODEL NUMBER				
		Basic Model	Laminate Color			
MODEL	W x D x H			Approx. Packaged Weight	Delivered Pricing	
 AKPPA	Paper Organizer	17x13.5x17.5	AKPPA171417	□□□	22.0#	\$ 712
		A	B			

HOW TO ORDER

Indicate the following information on order form:

- Quantity of each item.
- Model number, including options. See “How To Build a Model Number”.
- Any special service required.

Note:

- The □ indicates that a choice is required.
- The absence of the □ indicates that no choice is required.
- Alpha-numeric characters in place of □ indicate that no other alternatives are available.

HOW TO BUILD A MODEL NUMBER

- A** Select basic model.
- B** Select laminate color.
Refer to the **Product Color Options** page in this price list.

SPECIAL SERVICES

Special Carton Marking



With specially marked information N/C

Shipping

Ships **assembled, FOB KI-Orenda Bolton, ON L7E 1G8, freight prepaid.** Freight class 85.

Specifications and prices are subject to change without prior notice.



			MODEL NUMBER							
			Basic Model	Fabric Color						
MODEL					Approx. Packaged Weight	Delivered Pricing Fabric Grade 1 & C.O.M.	Delivered Pricing Fabric Grade 2	Delivered Pricing Fabric Grade 3 & Pallas Vertical Fabric Grade PV	Delivered Pricing Pallas Vertical Fabric Grade PV1	Delivered Pricing Pallas Vertical Fabric Grade PV2
 AKPTK	Tackboard for Overheads <ul style="list-style-type: none">Tackboards are attached to a horizontal load bar (supplied) with removable mounting brackets	19x34x1	AKPTKE36	<input type="checkbox"/> <input type="checkbox"/> <input type="checkbox"/> <input type="checkbox"/>	4.0#	\$ 194	\$ 209	\$ 209	\$ 219	\$ 233
		19x40x1	AKPTKE42	<input type="checkbox"/> <input type="checkbox"/> <input type="checkbox"/> <input type="checkbox"/>	5.0#	216	224	225	238	259
		19x46x1	AKPTKE48	<input type="checkbox"/> <input type="checkbox"/> <input type="checkbox"/> <input type="checkbox"/>	6.0#	233	247	249	264	284
		19x52x1	AKPTKE54	<input type="checkbox"/> <input type="checkbox"/> <input type="checkbox"/> <input type="checkbox"/>	7.0#	254	268	272	293	313
		19x58x1	AKPTKE60	<input type="checkbox"/> <input type="checkbox"/> <input type="checkbox"/> <input type="checkbox"/>	8.0#	301	310	313	335	363
		19x64x1	AKPTKE66	<input type="checkbox"/> <input type="checkbox"/> <input type="checkbox"/> <input type="checkbox"/>	9.0#	307	322	326	345	370
		19x70x1	AKPTKE72	<input type="checkbox"/> <input type="checkbox"/> <input type="checkbox"/> <input type="checkbox"/>	10.0#	317	332	334	357	381
 AKPTK	Wall Mount Tackboards <ul style="list-style-type: none">Tackboards are attached to a horizontal load bar (supplied) with removable mounting brackets	21x36x1	AKPTKM36	<input type="checkbox"/> <input type="checkbox"/> <input type="checkbox"/> <input type="checkbox"/>	4.0#	\$ 206	\$ 214	\$ 214	\$ 225	\$ 246
		21x42x1	AKPTKM42	<input type="checkbox"/> <input type="checkbox"/> <input type="checkbox"/> <input type="checkbox"/>	5.0#	222	231	232	251	269
		21x48x1	AKPTKM48	<input type="checkbox"/> <input type="checkbox"/> <input type="checkbox"/> <input type="checkbox"/>	6.0#	243	256	256	272	292
		21x54x1	AKPTKM54	<input type="checkbox"/> <input type="checkbox"/> <input type="checkbox"/> <input type="checkbox"/>	7.0#	268	284	290	310	332
		21x60x1	AKPTKM60	<input type="checkbox"/> <input type="checkbox"/> <input type="checkbox"/> <input type="checkbox"/>	8.0#	303	317	319	338	365
		21x66x1	AKPTKM66	<input type="checkbox"/> <input type="checkbox"/> <input type="checkbox"/> <input type="checkbox"/>	9.0#	309	326	327	349	374
		21x72x1	AKPTKM72	<input type="checkbox"/> <input type="checkbox"/> <input type="checkbox"/> <input type="checkbox"/>	10.0#	320	335	336	360	384

A

B

HOW TO ORDER

Indicate the following information on order form:

- Quantity of each item.
- Model number, including options. See “How To Build a Model Number”.
- Any special service required.

Note:

- The ☐ indicates that a choice is required.
- The absence of the ☐ indicates that no choice is required.
- Alpha-numeric characters in place of ☐ indicate that no other alternatives are available.

HOW TO BUILD A MODEL NUMBER

- A** Select basic model.
- B** Select fabric color.
Refer to [ki.com/fabrics](https://www.ki.com/fabrics)

SPECIAL SERVICES

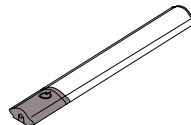
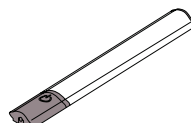
Special Carton Marking

With specially marked information N/C

Shipping
Ships **assembled, FOB Manitowoc, WI 54220, freight prepaid.** Freight class 85.

Specifications and prices are subject to change without prior notice.



		MODEL NUMBER			
MODEL		W	Basic Model	Approx. Packaged Weight	Delivered Pricing
 HRDPT	Single Unit - Overhead LED Task Light	12"	LEDTK.12.SGL.GN	1.2#	\$ 147
	• Attaches to the bottom of overhead storage cabinets or shelving	17"	LEDTK.17.SGL.GN	1.6#	188
	• Task lights are specified by the cabinet width to which they are attached. See "INFORMATION" at bottom of price list page for sizing chart.	31"	LEDTK.31.SGL.GN	2.1#	230
		44"	LEDTK.44.SGL.GN	2.3#	264
	• Slim profile mounts effortlessly via magnets or screw-in bracket				
	• Attachment hardware included				
	• Touch and hold dimmability with last-state memory				
	• Silver anodized aluminum body/black plastic end caps				
	• 9' power supply				
	• Includes 2 cord managers				
 HRDPT	Starter Unit - Overhead LED Task Light	12"	LEDTK.12.DCP.GN	1.2#	\$ 192
	• Attaches to the bottom of overhead storage cabinets or shelving	17"	LEDTK.17.DCP.GN	1.6#	240
	• Task lights are specified by the cabinet width to which they are attached. See "INFORMATION" below for sizing chart.	31"	LEDTK.31.DCP.GN	2.1#	283
		44"	LEDTK.44.DCP.GN	2.3#	321
	• Slim profile mounts effortlessly via magnets or screw-in bracket				
	• Attachment hardware included				
	• Touch and hold dimmability with last-state memory				
	• Silver anodized aluminum body/black plastic end caps				
	• Daisy chain with Adder units				
	• 11' power supply				
• Includes 2 cord managers					
• Refer to Interlinking Combination table below for optimal performance of daisy chained fixtures					

HOW TO ORDER

Indicate the following information on order form:

1. Quantity of each item.
2. Model number, including options. See "How To Build a Model Number".
3. Any special service required.

- The ☐ indicates that a choice is required.
- The absence of the ☐ indicates that no choice is required.
- Alpha-numeric characters in place of ☐ indicate that no other alternatives are available.

HOW TO BUILD A MODEL NUMBER

A Select basic model.

INFORMATION

Cabinet Width	Light Width
24"	12" or 17"
30"	17"
36"	17"
42"	31"
48"	31"
54"	44"
60"	44"
66"	44"
72"	44"

INTERLOCKING SPECIFICATIONS

INTERLINKING COMBINATIONS (DAISY CHAIN)

# of 12"	# of 17"	# of 31"	# of 44"
6	0	0	0
5	1	0	0
5	0	0	0
4	2	0	0
4	1	0	0
4	0	1	0
4	0	0	0
3	2	0	0
3	1	1	0
3	1	0	0
3	0	1	0
3	0	0	1
3	0	0	0
2	3	0	0
2	2	1	0
2	1	1	0
2	0	2	0
2	0	0	1

INTERLOCKING SPECIFICATIONS

INTERLINKING COMBINATIONS (cont.) (DAISY CHAIN)

# of 12"	# of 17"	# of 31"	# of 44"
1	4	0	0
1	3	0	0
1	2	1	0
1	2	0	1
1	1	1	0
1	1	0	1
0	4	0	0
0	3	1	0
0	3	0	0
0	2	1	0
0	2	0	1
0	1	2	0
0	1	1	1
0	1	0	1
0	0	3	0
0	0	2	0
0	0	1	1
0	0	0	2

SPECIAL SERVICES

Special Carton Marking

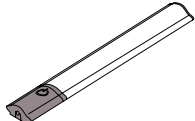
With specially marked information N/C

Shipping

Ships knocked down, FOB Manitowoc, WI 54220, freight prepaid. Freight class 70.

Specifications and prices are subject to change without prior notice.



	MODEL	W	MODEL NUMBER	Approx. Packaged Weight	Delivered Pricing
			Basic Model		
 HRDPT	Adder Unit - Overhead LED Task Light	12"	LEDTK.12.DCA.GN	1.2#	\$ 95
	• Attaches to the bottom of overhead storage cabinets or shelving	17"	LEDTK.17.DCA.GN	1.6#	109
	• Task lights are specified by the cabinet width to which they are attached. See "INFORMATION" below for sizing chart.	31"	LEDTK.31.DCA.GN	2.1#	152
	• Slim profile mounts effortlessly via magnets or screw-in bracket	44"	LEDTK.44.DCA.GN	2.3#	188
	• Attachment hardware included				
	• Touch and hold dimmability with last-state memory				
	• Silver anodized aluminum body/black plastic end caps				
	• Daisy chain with Starter units				
	• 18' jumper cord and connect to starter unit				
	• Includes 2 cord managers				
	• Does not include power supply; must purchase starter unit with power supply				
	• Controlled by the on/off/dimmer of the starter unit				
	• Refer to Interlinking Combination table below for optimal performance of daisy chained fixtures				

A

HOW TO ORDER

- Indicate the following information on order form:
1. Quantity of each item.
 2. Model number, including options. See "How To Build a Model Number".
 3. Any special service required.

Note:

- The ☐ indicates that a choice is required.
- The absence of the ☐ indicates that no choice is required.
- Alpha-numeric characters in place of ☐ indicate that no other alternatives are available.

HOW TO BUILD A MODEL NUMBER

A Select basic model.

INFORMATION

LED TASK LIGHT CABINET WIDTH	
Cabinet Width	Light Width
24"	12" or 17"
30"	17"
36"	17"
42"	31"
48"	31"
54"	44"
60"	44"
66"	44"
72"	44"

INTERLOCKING SPECIFICATIONS

INTERLINKING COMBINATIONS (DAISY CHAIN)

# of 12"	# of 17"	# of 31"	# of 44"
6	0	0	0
5	1	0	0
5	0	0	0
4	2	0	0
4	1	0	0
4	0	1	0
4	0	0	0
3	2	0	0
3	1	1	0
3	1	0	0
3	0	1	0
3	0	0	1
3	0	0	0
2	3	0	0
2	2	1	0
2	1	1	0
2	0	2	0
2	0	0	1

INTERLOCKING SPECIFICATIONS

INTERLINKING COMBINATIONS (cont.) (DAISY CHAIN)

# of 12"	# of 17"	# of 31"	# of 44"
1	4	0	0
1	3	0	0
1	2	1	0
1	2	0	1
1	1	1	0
1	1	0	1
0	4	0	0
0	3	1	0
0	3	0	0
0	2	1	0
0	2	0	1
0	1	2	0
0	1	1	1
0	1	0	1
0	0	3	0
0	0	2	0
0	0	1	1
0	0	0	2

SPECIAL SERVICES

Special Carton Marking

With specially marked information N/C

Shipping

Ships **knocked down**, FOB Manitowoc, WI 54220, **freight prepaid**. Freight class 70.

Specifications and prices are subject to change without prior notice.

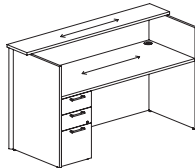
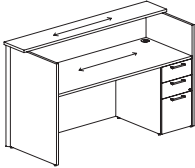
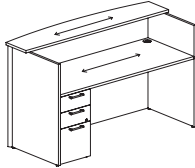
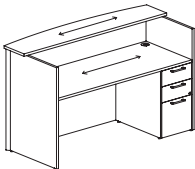
Reception Workstations

Aluminum Frame



Reception Workstations

Aluminum Frame

			MODEL NUMBER						
			Basic Model	Pull Option	Lock Option	Top Laminate Color	Base Laminate Color		
MODEL	D x W x H							Approx. Packaged Weight	Delivered Pricing
 AKEAR	Reception Workstation Rectangular Aluminum Frame Front Left Pedestal-Box/File <ul style="list-style-type: none">• Lock on fronts• 12" deep reception counter included• Full modesty panel• Anodized aluminum leg/frame• Grommets in corners	30x72Wx43	AKEARL723043	<input type="checkbox"/> <input type="checkbox"/> <input type="checkbox"/>	<input type="checkbox"/> <input type="checkbox"/>	<input type="checkbox"/> <input type="checkbox"/> <input type="checkbox"/>	<input type="checkbox"/> <input type="checkbox"/> <input type="checkbox"/>	266.0#	\$ 2193
 AKEAR	Reception Workstation Rectangular Aluminum Frame Front Right Pedestal-Box/File <ul style="list-style-type: none">• Lock on fronts• 12" deep reception counter included• Full modesty panel• Anodized aluminum leg/frame• Grommets in corners	30x72Wx43	AKEARR723043	<input type="checkbox"/> <input type="checkbox"/> <input type="checkbox"/>	<input type="checkbox"/> <input type="checkbox"/>	<input type="checkbox"/> <input type="checkbox"/> <input type="checkbox"/>	<input type="checkbox"/> <input type="checkbox"/> <input type="checkbox"/>	266.0#	\$ 2193
 AKEAB	Reception Workstation Bow Front Aluminum Frame Front Left Pedestal-Box/File <ul style="list-style-type: none">• Lock on fronts• 15" deep reception counter included• Full modesty panel• Anodized aluminum leg/frame• Grommets in corners	33x72Wx43	AKEABL723043	<input type="checkbox"/> <input type="checkbox"/> <input type="checkbox"/>	<input type="checkbox"/> <input type="checkbox"/>	<input type="checkbox"/> <input type="checkbox"/> <input type="checkbox"/>	<input type="checkbox"/> <input type="checkbox"/> <input type="checkbox"/>	266.0#	\$ 2279
 AKEAB	Reception Workstation Bow Front Aluminum Frame Front Right Pedestal-Box/File <ul style="list-style-type: none">• Lock on fronts• 15" deep reception counter included• Full modesty panel• Anodized aluminum leg/frame• Grommets in corners	33x72Wx43	AKEABR723043	<input type="checkbox"/> <input type="checkbox"/> <input type="checkbox"/>	<input type="checkbox"/> <input type="checkbox"/>	<input type="checkbox"/> <input type="checkbox"/> <input type="checkbox"/>	<input type="checkbox"/> <input type="checkbox"/> <input type="checkbox"/>	266.0#	\$ 2279

A

B

C

D

E

A

B

C

D

E

HOW TO ORDER

- Indicate the following information on order form:
1. Quantity of each item.
 2. Model number, including options. See "How To Build a Model Number".
 3. Any special service required.

Note:

- The ☐ indicates that a choice is required.
- The absence of the ☐ indicates that no choice is required.
- Alpha-numeric characters in place of ☐ indicate that no other alternatives are available.

HOW TO BUILD A MODEL NUMBER

- A**Select basic model.
- B**Select pull option.
- | | |
|-----------|-----------------------------------|
| CA | - Cubic Pull - Anodized Aluminum |
| LK | - Integrated Pull - Black Plastic |
| ZS | - Straight Pull - Painted Silver |
| WS | - Waterfall Pull - Painted Silver |
- C**Select lock option.
- | | |
|-----------|---|
| NL | - No lock |
| WL | - Locking-no lock core (ordered separately with kits) - 1 Lock ; add \$25 |
- D**Select top laminate color.
Refer to the **Product Color Options** page in this price list.
- E**Select base laminate color.
Refer to the **Product Color Options** page in this price list.

SPECIAL SERVICES

Special Carton Marking

With specially marked information N/C

Shipping
Ships **assembled, FOB KI-Orenda Bolton, ON L7E 1G8, freight prepaid.** Freight class 85.

Specifications and prices are subject to change without prior notice.

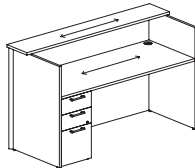
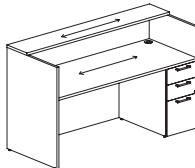
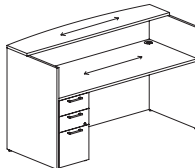
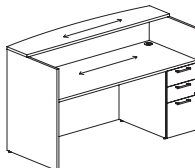
Reception Workstations

Rectangular



Reception Workstations

Rectangular

			MODEL NUMBER						
			Basic Model	Pull Option	Lock Option	Top Laminate Color	Base Laminate Color		
MODEL	D x W x H							Approx. Packaged Weight	Delivered Pricing
	Reception Workstation Rectangular Laminate Left Pedestal-Box/Box/File <ul style="list-style-type: none">• Lock on fronts• 12" deep reception counter included• Full modesty panel• Grommets in corners	30x72Wx43	AKERLL723043	<input type="checkbox"/> <input type="checkbox"/> <input type="checkbox"/>	<input type="checkbox"/> <input type="checkbox"/>	<input type="checkbox"/> <input type="checkbox"/> <input type="checkbox"/>	<input type="checkbox"/> <input type="checkbox"/> <input type="checkbox"/>	297.0#	\$ 1970
AKERL									
	Reception Workstation Rectangular Laminate Right Pedestal-Box/Box/File <ul style="list-style-type: none">• Lock on fronts• 12" deep reception counter included• Full modesty panel• Grommets in corners	30x72Wx43	AKERLR723043	<input type="checkbox"/> <input type="checkbox"/> <input type="checkbox"/>	<input type="checkbox"/> <input type="checkbox"/>	<input type="checkbox"/> <input type="checkbox"/> <input type="checkbox"/>	<input type="checkbox"/> <input type="checkbox"/> <input type="checkbox"/>	297.0#	\$ 1970
AKERL									
	Reception Workstation Bow Front Laminate Left Pedestal-Box/Box/File <ul style="list-style-type: none">• Lock on fronts• 15" deep reception counter included• Full modesty panel• Grommets in corners	33x72Wx43	AKEBLL723043	<input type="checkbox"/> <input type="checkbox"/> <input type="checkbox"/>	<input type="checkbox"/> <input type="checkbox"/>	<input type="checkbox"/> <input type="checkbox"/> <input type="checkbox"/>	<input type="checkbox"/> <input type="checkbox"/> <input type="checkbox"/>	297.0#	\$ 2056
AKEBL									
	Reception Workstation Bow Front Laminate Right Pedestal-Box/Box/File <ul style="list-style-type: none">• Lock on fronts• 15" deep reception counter included• Full modesty panel• Grommets in corners	33x72Wx43	AKEBLR723043	<input type="checkbox"/> <input type="checkbox"/> <input type="checkbox"/>	<input type="checkbox"/> <input type="checkbox"/>	<input type="checkbox"/> <input type="checkbox"/> <input type="checkbox"/>	<input type="checkbox"/> <input type="checkbox"/> <input type="checkbox"/>	297.0#	\$ 2056
AKEBL									
			A	B	C	D	E		

HOW TO ORDER

Indicate the following information on order form:

1. Quantity of each item.
2. Model number, including options. See "How To Build a Model Number".
3. Any special service required.

Note:

- The ☐ indicates that a choice is required.
- The absence of the ☐ indicates that no choice is required.
- Alpha-numeric characters in place of ☐ indicate that no other alternatives are available.

HOW TO BUILD A MODEL NUMBER

- A**Select basic model.
- B**Select pull option.

CA

- Cubic Pull - Anodized Aluminum

LK

- Integrated Pull - Black Plastic

ZS

- Straight Pull - Painted Silver

WS

- Waterfall Pull - Painted Silver
- C**Select lock option.

NL

- No lock

WL

- Locking-no lock core (ordered separately with kits) - 1 Lock ; add \$25
- D**Select top laminate color.

Refer to the **Product Color Options** page in this price list.
- E**Select base laminate color.

Refer to the **Product Color Options** page in this price list.

SPECIAL SERVICES

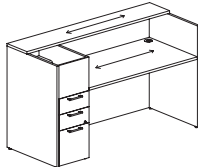
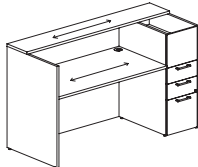
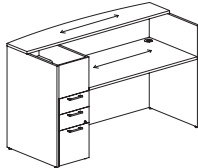
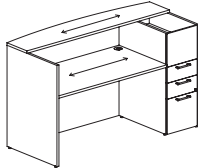
Special Carton Marking

With specially marked information N/C

Shipping
Ships **assembled, FOB KI-Orenda Bolton, ON L7E 1G8, freight prepaid.** Freight class 85.

Specifications and prices are subject to change without prior notice.



		MODEL NUMBER						
		Basic Model	Pull Option	Lock Option	Top Laminate Color	Base Laminate Color		
MODEL	D x W x H						Approx. Packaged Weight	Delivered Pricing
 AKELS	Reception Workstation Rectangular Laminate Storage Left Pedestal-Box/Box/File <ul style="list-style-type: none">• Lock on fronts• 12" deep reception counter included• Open compartment above pedestal• Grommets in corners	30x72Wx43	AKELSL723043	<input type="checkbox"/> <input type="checkbox"/> <input type="checkbox"/>	<input type="checkbox"/> <input type="checkbox"/>	<input type="checkbox"/> <input type="checkbox"/> <input type="checkbox"/>	<input type="checkbox"/> <input type="checkbox"/>	273.0# \$ 2402
 AKELS	Reception Workstation Rectangular Laminate Storage Right Pedestal-Box/Box/File <ul style="list-style-type: none">• Lock on fronts• 12" deep reception counter included• Open compartment above pedestal• Grommets in corners	30x72Wx43	AKELSR723043	<input type="checkbox"/> <input type="checkbox"/> <input type="checkbox"/>	<input type="checkbox"/> <input type="checkbox"/>	<input type="checkbox"/> <input type="checkbox"/> <input type="checkbox"/>	<input type="checkbox"/> <input type="checkbox"/>	273.0# \$ 2402
 AKELB	Reception Workstation Bow Top Laminate Storage Left Pedestal-Box/Box/File <ul style="list-style-type: none">• Lock on fronts• 15" deep reception counter included• Open compartment above pedestal• Grommets in corners	30x72Wx43	AKELBL723043	<input type="checkbox"/> <input type="checkbox"/> <input type="checkbox"/>	<input type="checkbox"/> <input type="checkbox"/>	<input type="checkbox"/> <input type="checkbox"/> <input type="checkbox"/>	<input type="checkbox"/> <input type="checkbox"/>	273.0# \$ 2494
 AKELB	Reception Workstation Bow Top Laminate Storage Right Pedestal-Box/Box/File <ul style="list-style-type: none">• Lock on fronts• 15" deep reception counter included• Open compartment above pedestal• Grommets in corners	30x72Wx43	AKELBR723043	<input type="checkbox"/> <input type="checkbox"/> <input type="checkbox"/>	<input type="checkbox"/> <input type="checkbox"/>	<input type="checkbox"/> <input type="checkbox"/> <input type="checkbox"/>	<input type="checkbox"/> <input type="checkbox"/>	273.0# \$ 2494
			A	B	C	D	E	

HOW TO ORDER

Indicate the following information on order form:

1. Quantity of each item.
2. Model number, including options. See “How To Build a Model Number”.
3. Any special service required.

Note:

- The ☐ indicates that a choice is required.
- The absence of the ☐ indicates that no choice is required.
- Alpha-numeric characters in place of ☐ indicate that no other alternatives are available.

HOW TO BUILD A MODEL NUMBER

- A**Select basic model.
- B**Select pull option.
- | | |
|-----------|-----------------------------------|
| CA | - Cubic Pull - Anodized Aluminum |
| LK | - Integrated Pull - Black Plastic |
| ZS | - Straight Pull - Painted Silver |
| WS | - Waterfall Pull - Painted Silver |
- C**Select lock option.
- | | |
|-----------|---|
| NL | - No lock |
| WL | - Locking-no lock core (ordered separately with kits) - 1 Lock ; add \$25 |
- D**Select top laminate color.
Refer to the **Product Color Options** page in this price list.
- E**Select base laminate color.
Refer to the **Product Color Options** page in this price list.

SPECIAL SERVICES

Special Carton Marking

With specially marked information N/C

Shipping
Ships **assembled, FOB KI-Orenda Bolton, ON L7E 1G8, freight prepaid.** Freight class 85.

Specifications and prices are subject to change without prior notice.

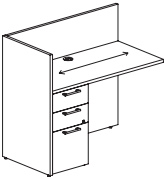
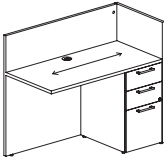
Reception Workstations

Returns with Pedestal



Reception Workstations

Returns with Pedestal

		MODEL NUMBER						
		Basic Model	Pull Option	Lock Option	Top Laminate Color	Base Laminate Color		
	Reception Workstation Return Left with Pedestal-Box/Box/File	24x42Wx43	AKERPL422443	<input type="checkbox"/> <input type="checkbox"/> <input type="checkbox"/>	<input type="checkbox"/> <input type="checkbox"/>	<input type="checkbox"/> <input type="checkbox"/> <input type="checkbox"/>	148.0#	\$ 1459
		24x48Wx43	AKERPL482443	<input type="checkbox"/> <input type="checkbox"/> <input type="checkbox"/>	<input type="checkbox"/> <input type="checkbox"/>	<input type="checkbox"/> <input type="checkbox"/> <input type="checkbox"/>	158.0#	1470
	<ul style="list-style-type: none">Center Grommet includedLock on frontsUnit cannot be free standing							
AKERP								
	Reception Workstation Return Right with Pedestal-Box/Box/File	24x42Wx43	AKERPR422443	<input type="checkbox"/> <input type="checkbox"/> <input type="checkbox"/>	<input type="checkbox"/> <input type="checkbox"/>	<input type="checkbox"/> <input type="checkbox"/> <input type="checkbox"/>	148.0#	\$ 1459
		24x48Wx43	AKERPR482443	<input type="checkbox"/> <input type="checkbox"/> <input type="checkbox"/>	<input type="checkbox"/> <input type="checkbox"/>	<input type="checkbox"/> <input type="checkbox"/> <input type="checkbox"/>	158.0#	1470
	<ul style="list-style-type: none">Center Grommet includedLock on frontsUnit cannot be free standing							
AKERP								
			A	B	C	D	E	

HOW TO ORDER

Indicate the following information on order form:

- Quantity of each item.
- Model number, including options. See “How To Build a Model Number”.
- Any special service required.

Note:

- The ☐ indicates that a choice is required.
- The absence of the ☐ indicates that no choice is required.
- Alpha-numeric characters in place of ☐ indicate that no other alternatives are available.

HOW TO BUILD A MODEL NUMBER

- A** Select basic model.
- | | |
|-----------|-----------------------------------|
| CA | - Cubic Pull - Anodized Aluminum |
| LK | - Integrated Pull - Black Plastic |
| ZS | - Straight Pull - Painted Silver |
| WS | - Waterfall Pull - Painted Silver |
- C** Select lock option.
- | | |
|-----------|---|
| NL | - No lock |
| WL | - Locking-no lock core (ordered separately with kits) - 1 Lock ; add \$25 |
- D** Select top laminate color.
Refer to the **Product Color Options** page in this price list.
- E** Select base laminate color.
Refer to the **Product Color Options** page in this price list.

SPECIAL SERVICES

Special Carton Marking

With specially marked information N/C

Shipping
Ships **assembled, FOB KI-Orenda Bolton, ON L7E 1G8, freight prepaid.** Freight class 85.

Specifications and prices are subject to change without prior notice.

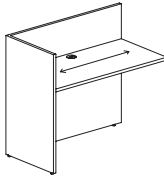
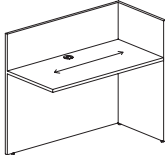
Reception Workstations

Returns No Pedestal



Reception Workstations

Returns No Pedestal

		MODEL NUMBER				
		Basic Model	Top Laminate Color	Base Laminate Color		
MODEL	D x W x H				Approx. Packaged Weight	Delivered Pricing
	Reception Workstation Return Left No Pedestal	24x42Wx43	AKERNL422443	<input type="checkbox"/> <input type="checkbox"/> <input type="checkbox"/>	67.0#	\$ 620
	<ul style="list-style-type: none">Center grommet includedUnit cannot be free standing	24x48Wx43	AKERNL482443	<input type="checkbox"/> <input type="checkbox"/> <input type="checkbox"/>	74.0#	645
AKERN						
	Reception Workstation Return Right No Pedestal	24x42Wx43	AKERNR422443	<input type="checkbox"/> <input type="checkbox"/> <input type="checkbox"/>	67.0#	\$ 620
	<ul style="list-style-type: none">Center grommet includedUnit cannot be free standing	24x48Wx43	AKERNR482443	<input type="checkbox"/> <input type="checkbox"/> <input type="checkbox"/>	74.0#	645
AKERN						
			A	B	C	

HOW TO ORDER

Indicate the following information on order form:

- Quantity of each item.
- Model number, including options. See “How To Build a Model Number”.
- Any special service required.

Note:

- The ☐ indicates that a choice is required.
- The absence of the ☐ indicates that no choice is required.
- Alpha-numeric characters in place of ☐ indicate that no other alternatives are available.

HOW TO BUILD A MODEL NUMBER

- A**Select basic model.
- B**Select top laminate color.
Refer to the **Product Color Options** page in this price list.
- C**Select base laminate color.
Refer to the **Product Color Options** page in this price list.

SPECIAL SERVICES

Special Carton Marking

With specially marked information N/C

Shipping

Ships **knocked down, FOB KI-Orenda Bolton, ON L6T 5T6, freight prepaid**. Freight class 85.

Specifications and prices are subject to change without prior notice.

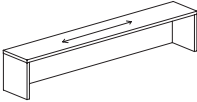
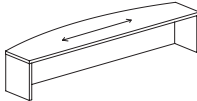
Reception Workstations

Reception Gallery



Reception Workstations

Reception Gallery

		MODEL NUMBER				
		Basic Model	Top Laminate Color	Base Laminate Color		
	MODEL	W x D x H			Approx. Packaged Weight	Delivered Pricing
	Reception Gallery Rectangular • Attaches to desk shell	24Wx12x14	AKEGR241214	<input type="checkbox"/> <input type="checkbox"/> <input type="checkbox"/>	<input type="checkbox"/> <input type="checkbox"/> <input type="checkbox"/>	34.0# \$ 505
		30Wx12x14	AKEGR301214	<input type="checkbox"/> <input type="checkbox"/> <input type="checkbox"/>	<input type="checkbox"/> <input type="checkbox"/> <input type="checkbox"/>	36.0# 510
		36Wx12x14	AKEGR361214	<input type="checkbox"/> <input type="checkbox"/> <input type="checkbox"/>	<input type="checkbox"/> <input type="checkbox"/> <input type="checkbox"/>	39.0# 515
		42Wx12x14	AKEGR421214	<input type="checkbox"/> <input type="checkbox"/> <input type="checkbox"/>	<input type="checkbox"/> <input type="checkbox"/> <input type="checkbox"/>	42.0# 520
		48Wx12x14	AKEGR481214	<input type="checkbox"/> <input type="checkbox"/> <input type="checkbox"/>	<input type="checkbox"/> <input type="checkbox"/> <input type="checkbox"/>	45.0# 524
		54Wx12x14	AKEGR541214	<input type="checkbox"/> <input type="checkbox"/> <input type="checkbox"/>	<input type="checkbox"/> <input type="checkbox"/> <input type="checkbox"/>	48.0# 529
		60Wx12x14	AKEGR601214	<input type="checkbox"/> <input type="checkbox"/> <input type="checkbox"/>	<input type="checkbox"/> <input type="checkbox"/> <input type="checkbox"/>	52.0# 534
		66Wx12x14	AKEGR661214	<input type="checkbox"/> <input type="checkbox"/> <input type="checkbox"/>	<input type="checkbox"/> <input type="checkbox"/> <input type="checkbox"/>	56.0# 539
		72Wx12x14	AKEGR721214	<input type="checkbox"/> <input type="checkbox"/> <input type="checkbox"/>	<input type="checkbox"/> <input type="checkbox"/> <input type="checkbox"/>	60.0# 544
AKEGR						
	Reception Gallery Bow Front • Attaches to desk shell	24Wx15x14	AKEGB241514	<input type="checkbox"/> <input type="checkbox"/> <input type="checkbox"/>	<input type="checkbox"/> <input type="checkbox"/> <input type="checkbox"/>	37.0# \$ 568
		30Wx15x14	AKEGB301514	<input type="checkbox"/> <input type="checkbox"/> <input type="checkbox"/>	<input type="checkbox"/> <input type="checkbox"/> <input type="checkbox"/>	39.0# 576
		36Wx15x14	AKEGB361514	<input type="checkbox"/> <input type="checkbox"/> <input type="checkbox"/>	<input type="checkbox"/> <input type="checkbox"/> <input type="checkbox"/>	42.0# 585
		42Wx15x14	AKEGB421514	<input type="checkbox"/> <input type="checkbox"/> <input type="checkbox"/>	<input type="checkbox"/> <input type="checkbox"/> <input type="checkbox"/>	45.0# 593
		48Wx15x14	AKEGB481514	<input type="checkbox"/> <input type="checkbox"/> <input type="checkbox"/>	<input type="checkbox"/> <input type="checkbox"/> <input type="checkbox"/>	49.0# 602
		54Wx15x14	AKEGB541514	<input type="checkbox"/> <input type="checkbox"/> <input type="checkbox"/>	<input type="checkbox"/> <input type="checkbox"/> <input type="checkbox"/>	53.0# 611
		60Wx15x14	AKEGB601514	<input type="checkbox"/> <input type="checkbox"/> <input type="checkbox"/>	<input type="checkbox"/> <input type="checkbox"/> <input type="checkbox"/>	57.0# 619
		66Wx15x14	AKEGB661514	<input type="checkbox"/> <input type="checkbox"/> <input type="checkbox"/>	<input type="checkbox"/> <input type="checkbox"/> <input type="checkbox"/>	61.0# 628
		72Wx15x14	AKEGB721514	<input type="checkbox"/> <input type="checkbox"/> <input type="checkbox"/>	<input type="checkbox"/> <input type="checkbox"/> <input type="checkbox"/>	65.0# 636
AKEGB						
		A	B	C		

HOW TO ORDER

Indicate the following information on order form:

- Quantity of each item.
- Model number, including options. See “How To Build a Model Number”.
- Any special service required.

Note:

- The ☐ indicates that a choice is required.
- The absence of the ☐ indicates that no choice is required.
- Alpha-numeric characters in place of ☐ indicate that no other alternatives are available.

HOW TO BUILD A MODEL NUMBER

- A** Select basic model.
- B** Select top laminate color.
Refer to the **Product Color Options** page in this price list.
- C** Select base laminate color.
Refer to the **Product Color Options** page in this price list.

SPECIAL SERVICES

Special Carton Marking

With specially marked information N/C

Shipping

Ships **knocked down**, **FOB KI-Orenda Bolton, ON L6T 5T6, freight prepaid**. Freight class 85.

Specifications and prices are subject to change without prior notice.

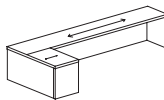
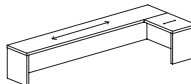
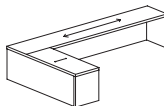
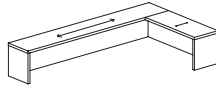
Reception Workstations

Reception Gallery Returns



Reception Workstations

Reception Gallery Returns

			MODEL NUMBER				
			Basic Model	Top Laminate Color	Base Laminate Color		
MODEL		W x D x H				Approx. Packaged Weight	Delivered Pricing
 AKEGE	Reception Rectangular Gallery Left Return • 12" deep reception counter included	60Wx24x14	AKEGEL602414	<input type="checkbox"/> <input type="checkbox"/> <input type="checkbox"/>	<input type="checkbox"/> <input type="checkbox"/> <input type="checkbox"/>	71.0#	\$ 768
		60Wx30x14	AKEGEL603014	<input type="checkbox"/> <input type="checkbox"/> <input type="checkbox"/>	<input type="checkbox"/> <input type="checkbox"/> <input type="checkbox"/>	74.0#	771
		66Wx24x14	AKEGEL662414	<input type="checkbox"/> <input type="checkbox"/> <input type="checkbox"/>	<input type="checkbox"/> <input type="checkbox"/> <input type="checkbox"/>	71.0#	772
		66Wx30x14	AKEGEL663014	<input type="checkbox"/> <input type="checkbox"/> <input type="checkbox"/>	<input type="checkbox"/> <input type="checkbox"/> <input type="checkbox"/>	75.0#	776
		72Wx24x14	AKEGEL722414	<input type="checkbox"/> <input type="checkbox"/> <input type="checkbox"/>	<input type="checkbox"/> <input type="checkbox"/> <input type="checkbox"/>	74.0#	775
		72Wx30x14	AKEGEL723014	<input type="checkbox"/> <input type="checkbox"/> <input type="checkbox"/>	<input type="checkbox"/> <input type="checkbox"/> <input type="checkbox"/>	76.0#	780
 AKEGE	Reception Rectangular Gallery Right Return • 12" deep reception counter included	60Wx24x14	AKEGER602414	<input type="checkbox"/> <input type="checkbox"/> <input type="checkbox"/>	<input type="checkbox"/> <input type="checkbox"/> <input type="checkbox"/>	71.0#	\$ 768
		60Wx30x14	AKEGER603014	<input type="checkbox"/> <input type="checkbox"/> <input type="checkbox"/>	<input type="checkbox"/> <input type="checkbox"/> <input type="checkbox"/>	74.0#	771
		66Wx24x14	AKEGER662414	<input type="checkbox"/> <input type="checkbox"/> <input type="checkbox"/>	<input type="checkbox"/> <input type="checkbox"/> <input type="checkbox"/>	71.0#	772
		66Wx30x14	AKEGER663014	<input type="checkbox"/> <input type="checkbox"/> <input type="checkbox"/>	<input type="checkbox"/> <input type="checkbox"/> <input type="checkbox"/>	75.0#	776
		72Wx24x14	AKEGER722414	<input type="checkbox"/> <input type="checkbox"/> <input type="checkbox"/>	<input type="checkbox"/> <input type="checkbox"/> <input type="checkbox"/>	74.0#	775
		72Wx30x14	AKEGER723014	<input type="checkbox"/> <input type="checkbox"/> <input type="checkbox"/>	<input type="checkbox"/> <input type="checkbox"/> <input type="checkbox"/>	76.0#	780
 AKEGE	Reception Extended Corner Gallery Left Return • 12" deep reception counter included	66Wx42x14	AKEGEL664214	<input type="checkbox"/> <input type="checkbox"/> <input type="checkbox"/>	<input type="checkbox"/> <input type="checkbox"/> <input type="checkbox"/>	73.0#	\$ 781
		72Wx42x14	AKEGEL724214	<input type="checkbox"/> <input type="checkbox"/> <input type="checkbox"/>	<input type="checkbox"/> <input type="checkbox"/> <input type="checkbox"/>	76.0#	786
 AKEGE	Reception Extended Corner Gallery Right Return • 12" deep reception counter included	66Wx42x14	AKEGER664214	<input type="checkbox"/> <input type="checkbox"/> <input type="checkbox"/>	<input type="checkbox"/> <input type="checkbox"/> <input type="checkbox"/>	73.0#	\$ 781
		72Wx42x14	AKEGER724214	<input type="checkbox"/> <input type="checkbox"/> <input type="checkbox"/>	<input type="checkbox"/> <input type="checkbox"/> <input type="checkbox"/>	76.0#	786
			A	B	C		

HOW TO ORDER

Indicate the following information on order form:

- Quantity of each item.
- Model number, including options. See "How To Build a Model Number".
- Any special service required.

Note:

- The ☐ indicates that a choice is required.
- The absence of the ☐ indicates that no choice is required.
- Alpha-numeric characters in place of ☐ indicate that no other alternatives are available.

HOW TO BUILD A MODEL NUMBER

- A** Select basic model.
- B** Select top laminate color.
Refer to the **Product Color Options** page in this price list.
- C** Select base laminate color.
Refer to the **Product Color Options** page in this price list.

SPECIAL SERVICES

Special Carton Marking

With specially marked information N/C

Shipping

Ships **knocked down**, **FOB KI-Orenda Bolton, ON L6T 5T6, freight prepaid**. Freight class 85.

Specifications and prices are subject to change without prior notice.

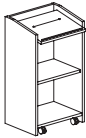
Complementary Furniture

Lectern



Complementary Furniture

Lectern

		MODEL NUMBER			
		Basic Model	Laminate Color		
 AKMLE	MODEL	W x D x H		Approx. Packaged Weight	Delivered Pricing
	Lectern <ul style="list-style-type: none">• One fixed and one adjustable shelf• Cable access provided• Two lockable casters	24x20x42	AKMLE242042	<input type="checkbox"/> <input type="checkbox"/> <input type="checkbox"/>	69.0# \$ 950
				A	B

HOW TO ORDER

Indicate the following information on order form:

1. Quantity of each item.
2. Model number, including options. See “How To Build a Model Number”.
3. Any special service required.

Note:

- The ☐ indicates that a choice is required.
- The absence of the ☐ indicates that no choice is required.
- Alpha-numeric characters in place of ☐ indicate that no other alternatives are available.

HOW TO BUILD A MODEL NUMBER

- A** Select basic model.
- B** Select laminate color. Refer to the **Product Color Options** page in this price list.

SPECIAL SERVICES

Special Carton Marking

With specially marked information N/C

Shipping

Ships **assembled, FOB KI-Orenda Bolton, ON L7E 1G8, freight prepaid.** Freight class 85.

Specifications and prices are subject to change without prior notice.

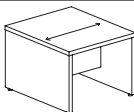
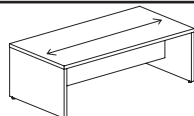
Complementary Furniture

Occasional Tables



Complementary Furniture

Occasional Tables

			MODEL NUMBER				
			Basic Model	Top Laminate Color	Base Laminate Color		
MODEL		W x D x H				Approx. Packaged Weight	Delivered Pricing
 AKMOT	Occasional Table Square	24x24x18	AKMOT242418	<input type="checkbox"/> <input type="checkbox"/> <input type="checkbox"/>	<input type="checkbox"/> <input type="checkbox"/> <input type="checkbox"/>	46.0#	\$ 457
		30x30x18	AKMOT303018	<input type="checkbox"/> <input type="checkbox"/> <input type="checkbox"/>	<input type="checkbox"/> <input type="checkbox"/> <input type="checkbox"/>	40.0#	499
 AKMOT	Occasional Table Rectangle	24x48x18	AKMOT244818	<input type="checkbox"/> <input type="checkbox"/> <input type="checkbox"/>	<input type="checkbox"/> <input type="checkbox"/> <input type="checkbox"/>	54.0#	\$ 505
			A	B	C		

HOW TO ORDER

Indicate the following information on order form:

- Quantity of each item.
- Model number, including options. See “How To Build a Model Number”.
- Any special service required.

Note:

- The ☐ indicates that a choice is required.
- The absence of the ☐ indicates that no choice is required.
- Alpha-numeric characters in place of ☐ indicate that no other alternatives are available.

HOW TO BUILD A MODEL NUMBER

- A** Select basic model.
- B** Select top laminate color.
Refer to the **Product Color Options** page in this price list.
- C** Select base laminate color.
Refer to the **Product Color Options** page in this price list.

SPECIAL SERVICES

Special Carton Marking

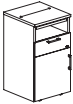
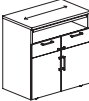
With specially marked information N/C

Shipping

Ships **knocked down**, **FOB KI-Orenda Bolton, ON L6T 5T6, freight prepaid**. Freight class 85.

Specifications and prices are subject to change without prior notice.



		MODEL NUMBER					
		Basic Model	Lock Option	Pull Option	Laminate Color		
 AKMSC	MODEL	W x D x H				Approx. Packaged Weight	Delivered Pricing
	Mobile Service Cart 20" Wide	20x21x36	AKMSC202136	<input type="checkbox"/> <input type="checkbox"/>	<input type="checkbox"/> <input type="checkbox"/> <input type="checkbox"/>	101.0#	\$ 1242
	• Lock on fronts						
	• One lock						
	• Two casters with locks						
 AKMSC	• One full-width slide out shelf						
	• One full-width adjustable shelf						
	• Filing bars not included, must be ordered separately						
	Mobile Service Cart 36" Wide	36x21x36	AKMSC362136	<input type="checkbox"/> <input type="checkbox"/>	<input type="checkbox"/> <input type="checkbox"/> <input type="checkbox"/>	166.0#	\$ 1747
	• Lock on fronts						
	• Two locks						
	• Two casters with locks						
	• One full-width slide out shelf						
	• Two adjustable shelves						
	• Filing bars not included, must be ordered separately						
			A	B	C	D	

HOW TO ORDER

Indicate the following information on order form:

- Quantity of each item.
- Model number, including options. See “How To Build a Model Number”.
- Any special service required.

Note:

- The ☐ indicates that a choice is required.
- The absence of the ☐ indicates that no choice is required.
- Alpha-numeric characters in place of ☐ indicate that no other alternatives are available.

HOW TO BUILD A MODEL NUMBER

- A** Select basic model.
- B** Select lock option.
- | | |
|----|---|
| NL | - No lock |
| WL | - Locking-no lock core (ordered separately with kits) - 1 Lock ; add \$25 |
| WL | - Locking-no lock core (ordered separately with kits) - 2 Locks; add \$50 |
- C** Select pull option.
- | | |
|----|-----------------------------------|
| CA | - Cubic Pull - Anodized Aluminum |
| LK | - Integrated Pull - Black Plastic |
| ZS | - Straight Pull - Painted Silver |
| WS | - Waterfall Pull - Painted Silver |
- D** Select laminate color.
Refer to the **Product Color Options** page in this price list.

SPECIAL SERVICES

Special Carton Marking

With specially marked information N/C

Shipping
Ships **assembled, FOB KI-Orenda Bolton, ON L7E 1G8, freight prepaid.** Freight class 85.

Specifications and prices are subject to change without prior notice.

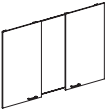

Complementary Furniture

Markerboards



Complementary Furniture

Markerboards

		MODEL NUMBER				
		Basic Model	Pull Option	Laminate Color		
 AKMSB	MODEL	W x D x H			Approx. Packaged Weight	Delivered Pricing
	Sliding Markerboard <ul style="list-style-type: none">• Wall mounted• Non-magnetic laminate markerboard surface	60x4x48	AKMSB6048	<input type="checkbox"/> <input type="checkbox"/> <input type="checkbox"/>	<input type="checkbox"/> <input type="checkbox"/> <input type="checkbox"/>	105.0# \$ 2221
 AKMMB	Mobile Markerboard <ul style="list-style-type: none">• Non-magnetic laminate markerboard surface	54x28x65	AKMMB422865	<input type="checkbox"/> <input type="checkbox"/> <input type="checkbox"/>	<input type="checkbox"/> <input type="checkbox"/> <input type="checkbox"/>	135.0# \$ 1178
			A	B	C	

HOW TO ORDER

Indicate the following information on order form:

- Quantity of each item.
- Model number, including options. See “How To Build a Model Number”.
- Any special service required.

Note:

- The ☐ indicates that a choice is required.
- The absence of the ☐ indicates that no choice is required.
- Alpha-numeric characters in place of ☐ indicate that no other alternatives are available.

HOW TO BUILD A MODEL NUMBER

- A** Select basic model.
- B** Select pull option.
- | | |
|-----------|-----------------------------------|
| CA | - Cubic Pull - Anodized Aluminum |
| ZS | - Straight Pull - Painted Silver |
| WS | - Waterfall Pull - Painted Silver |
- C** Select laminate color.
Refer to the **Product Color Options** page in this price list.

SPECIAL SERVICES

Special Carton Marking

With specially marked information N/C

Shipping
Sliding Markerboard Ships **assembled, FOB KI-Orenda Bolton, ON L7E 1G8, freight prepaid.** Freight class 85.

Mobile Markerboard Ships **K.D., FOB KI-Orenda Bolton, ON L7E 1G8, freight prepaid.** Freight class 85.

Specifications and prices are subject to change without prior notice.

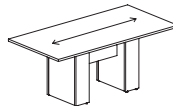
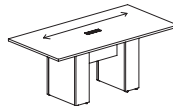
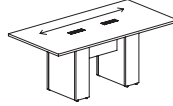
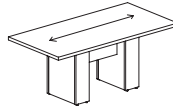
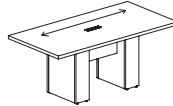

Conference Tables

Laminate Base Tables - Rectangular



Conference Tables

Laminate Base Tables - Rectangular

			MODEL NUMBER				
MODEL		W x D x H	Basic Model	Top Laminate Color	Base Laminate Color	Approx. Packaged Weight	Delivered Pricing
	Conference Table Laminate Base Rectangle, No Power, 1" TFL Smooth Edge <ul style="list-style-type: none">144" table includes three bases120" & 144" tables have two piece tops	72x36x29	AKLLRN723629	<input type="checkbox"/> <input type="checkbox"/> <input type="checkbox"/>	<input type="checkbox"/> <input type="checkbox"/> <input type="checkbox"/>	86.0#	\$ 1667
		84x48x29	AKLLRN844829	<input type="checkbox"/> <input type="checkbox"/> <input type="checkbox"/>	<input type="checkbox"/> <input type="checkbox"/> <input type="checkbox"/>	131.0#	1695
		96x48x29	AKLLRN964829	<input type="checkbox"/> <input type="checkbox"/> <input type="checkbox"/>	<input type="checkbox"/> <input type="checkbox"/> <input type="checkbox"/>	149.0#	1728
		120x48x29	AKLLRN1204829	<input type="checkbox"/> <input type="checkbox"/> <input type="checkbox"/>	<input type="checkbox"/> <input type="checkbox"/> <input type="checkbox"/>	194.0#	1995
		144x48x29	AKLLRN1444829	<input type="checkbox"/> <input type="checkbox"/> <input type="checkbox"/>	<input type="checkbox"/> <input type="checkbox"/> <input type="checkbox"/>	238.0#	2912
AKLLR							
	Conference Table Laminate Base Rectangle, 1 Power Module, 1" TFL Smooth Edge <ul style="list-style-type: none">10' cord per power module144" table includes three bases120" & 144" tables have two piece tops	72x36x29	AKLLR1723629	<input type="checkbox"/> <input type="checkbox"/> <input type="checkbox"/>	<input type="checkbox"/> <input type="checkbox"/> <input type="checkbox"/>	86.0#	\$ 2227
		84x48x29	AKLLR1844829	<input type="checkbox"/> <input type="checkbox"/> <input type="checkbox"/>	<input type="checkbox"/> <input type="checkbox"/> <input type="checkbox"/>	131.0#	2255
		96x48x29	AKLLR1964829	<input type="checkbox"/> <input type="checkbox"/> <input type="checkbox"/>	<input type="checkbox"/> <input type="checkbox"/> <input type="checkbox"/>	149.0#	2288
		120x48x29	AKLLR11204829	<input type="checkbox"/> <input type="checkbox"/> <input type="checkbox"/>	<input type="checkbox"/> <input type="checkbox"/> <input type="checkbox"/>	194.0#	2555
		144x48x29	AKLLR11444829	<input type="checkbox"/> <input type="checkbox"/> <input type="checkbox"/>	<input type="checkbox"/> <input type="checkbox"/> <input type="checkbox"/>	238.0#	3472
AKLLR							
	Conference Table Laminate Base Rectangle, 2 Power Modules, 1" TFL Smooth Edge <ul style="list-style-type: none">10' cord per power module120" & 144" tables have two piece tops	72x36x29	AKLLR2723629	<input type="checkbox"/> <input type="checkbox"/> <input type="checkbox"/>	<input type="checkbox"/> <input type="checkbox"/> <input type="checkbox"/>	86.0#	\$ 2787
		84x48x29	AKLLR2844829	<input type="checkbox"/> <input type="checkbox"/> <input type="checkbox"/>	<input type="checkbox"/> <input type="checkbox"/> <input type="checkbox"/>	131.0#	2815
		96x48x29	AKLLR2964829	<input type="checkbox"/> <input type="checkbox"/> <input type="checkbox"/>	<input type="checkbox"/> <input type="checkbox"/> <input type="checkbox"/>	149.0#	2848
		120x48x29	AKLLR21204829	<input type="checkbox"/> <input type="checkbox"/> <input type="checkbox"/>	<input type="checkbox"/> <input type="checkbox"/> <input type="checkbox"/>	194.0#	3115
		144x48x29	AKLLR21444829	<input type="checkbox"/> <input type="checkbox"/> <input type="checkbox"/>	<input type="checkbox"/> <input type="checkbox"/> <input type="checkbox"/>	238.0#	4032
AKLLR							
	Conference Table Laminate Base Rectangle, No Power, 1.5" TFL Smooth Edge <ul style="list-style-type: none">144" table includes three bases120" & 144" tables have two piece tops	72x36x29	AKLLR5N723629	<input type="checkbox"/> <input type="checkbox"/> <input type="checkbox"/>	<input type="checkbox"/> <input type="checkbox"/> <input type="checkbox"/>	110.0#	\$ 1752
		84x48x29	AKLLR5N844829	<input type="checkbox"/> <input type="checkbox"/> <input type="checkbox"/>	<input type="checkbox"/> <input type="checkbox"/> <input type="checkbox"/>	168.0#	1823
		96x48x29	AKLLR5N964829	<input type="checkbox"/> <input type="checkbox"/> <input type="checkbox"/>	<input type="checkbox"/> <input type="checkbox"/> <input type="checkbox"/>	192.0#	1875
		120x48x29	AKLLR5N1204829	<input type="checkbox"/> <input type="checkbox"/> <input type="checkbox"/>	<input type="checkbox"/> <input type="checkbox"/> <input type="checkbox"/>	247.0#	2625
		144x48x29	AKLLR5N1444829	<input type="checkbox"/> <input type="checkbox"/> <input type="checkbox"/>	<input type="checkbox"/> <input type="checkbox"/> <input type="checkbox"/>	302.0#	3140
AKLLR							
	Conference Table Laminate Base Rectangle, 1 Power Module, 1.5" TFL Smooth Edge <ul style="list-style-type: none">10' cord per power module144" table includes three bases120" & 144" tables have two piece tops	72x36x29	AKLLR51723629	<input type="checkbox"/> <input type="checkbox"/> <input type="checkbox"/>	<input type="checkbox"/> <input type="checkbox"/> <input type="checkbox"/>	110.0#	\$ 2312
		84x48x29	AKLLR51844829	<input type="checkbox"/> <input type="checkbox"/> <input type="checkbox"/>	<input type="checkbox"/> <input type="checkbox"/> <input type="checkbox"/>	168.0#	2383
		96x48x29	AKLLR51964829	<input type="checkbox"/> <input type="checkbox"/> <input type="checkbox"/>	<input type="checkbox"/> <input type="checkbox"/> <input type="checkbox"/>	192.0#	2435
		120x48x29	AKLLR511204829	<input type="checkbox"/> <input type="checkbox"/> <input type="checkbox"/>	<input type="checkbox"/> <input type="checkbox"/> <input type="checkbox"/>	247.0#	3185
		144x48x29	AKLLR511444829	<input type="checkbox"/> <input type="checkbox"/> <input type="checkbox"/>	<input type="checkbox"/> <input type="checkbox"/> <input type="checkbox"/>	302.0#	3700
AKLLR							
	Conference Table Laminate Base Rectangle, 2 Power Modules, 1.5" TFL Smooth Edge <ul style="list-style-type: none">10' cord per power module144" table includes three bases120" & 144" tables have two piece tops	72x36x29	AKLLR52723629	<input type="checkbox"/> <input type="checkbox"/> <input type="checkbox"/>	<input type="checkbox"/> <input type="checkbox"/> <input type="checkbox"/>	110.0#	\$ 2872
		84x48x29	AKLLR52844829	<input type="checkbox"/> <input type="checkbox"/> <input type="checkbox"/>	<input type="checkbox"/> <input type="checkbox"/> <input type="checkbox"/>	168.0#	2943
		96x48x29	AKLLR52964829	<input type="checkbox"/> <input type="checkbox"/> <input type="checkbox"/>	<input type="checkbox"/> <input type="checkbox"/> <input type="checkbox"/>	192.0#	2995
		120x48x29	AKLLR521204829	<input type="checkbox"/> <input type="checkbox"/> <input type="checkbox"/>	<input type="checkbox"/> <input type="checkbox"/> <input type="checkbox"/>	247.0#	3745
		144x48x29	AKLLR521444829	<input type="checkbox"/> <input type="checkbox"/> <input type="checkbox"/>	<input type="checkbox"/> <input type="checkbox"/> <input type="checkbox"/>	302.0#	4260
AKLLR							

A

B

C

HOW TO ORDER

Indicate the following information on order form:

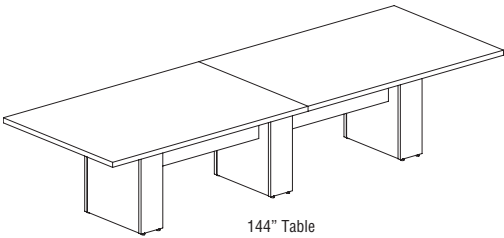
- Quantity of each item.
- Model number, including options. See "How To Build a Model Number".
- Any special service required.

Note:

- The ☐ indicates that a choice is required.
- The absence of the ☐ indicates that no choice is required.
- Alpha-numeric characters in place of ☐ indicate that no other alternatives are available.

HOW TO BUILD A MODEL NUMBER

- A**Select basic model.
- B**Select top laminate color.
Refer to the **Product Color Options** page in this price list.
- C**Select base laminate color.
Refer to the **Product Color Options** page in this price list.



144" Table

SPECIAL SERVICES

Special Carton Marking







With specially marked information N/C

Shipping

Ships **knocked down**, **FOB KI-Orenda Bolton, ON L6T 5T6**, **freight prepaid**. Freight class 85.

Specifications and prices are subject to change without prior notice.



		MODEL NUMBER					
	MODEL	W x D x H	Basic Model	Top Laminate Color	Base Laminate Color	Approx. Packaged Weight	Delivered Pricing
	Conference Table Laminate Base Race-track, No Power, 1" TFL Smooth Edge <ul style="list-style-type: none">• 144" table includes three bases• 120" & 144" tables have two piece tops	72x36x29	AKLLAN723629	<input type="checkbox"/> <input type="checkbox"/> <input type="checkbox"/>	<input type="checkbox"/> <input type="checkbox"/> <input type="checkbox"/>	79.0#	\$ 1750
		84x48x29	AKLLAN844829	<input type="checkbox"/> <input type="checkbox"/> <input type="checkbox"/>	<input type="checkbox"/> <input type="checkbox"/> <input type="checkbox"/>	118.0#	1876
		96x48x29	AKLLAN964829	<input type="checkbox"/> <input type="checkbox"/> <input type="checkbox"/>	<input type="checkbox"/> <input type="checkbox"/> <input type="checkbox"/>	137.0#	1890
		120x48x29	AKLLAN1204829	<input type="checkbox"/> <input type="checkbox"/> <input type="checkbox"/>	<input type="checkbox"/> <input type="checkbox"/> <input type="checkbox"/>	194.0#	2608
		144x48x29	AKLLAN1444829	<input type="checkbox"/> <input type="checkbox"/> <input type="checkbox"/>	<input type="checkbox"/> <input type="checkbox"/> <input type="checkbox"/>	225.0#	3132
AKLLA							
	Conference Table Laminate Base Race-track, 1 Power Module, 1" TFL Smooth Edge <ul style="list-style-type: none">• 10' cord per power module• 144" table includes three bases• 120" & 144" tables have two piece tops	72x42x29	AKLLA1723629	<input type="checkbox"/> <input type="checkbox"/> <input type="checkbox"/>	<input type="checkbox"/> <input type="checkbox"/> <input type="checkbox"/>	79.0#	\$ 2310
		84x48x29	AKLLA1844829	<input type="checkbox"/> <input type="checkbox"/> <input type="checkbox"/>	<input type="checkbox"/> <input type="checkbox"/> <input type="checkbox"/>	118.0#	2436
		96x48x29	AKLLA1964829	<input type="checkbox"/> <input type="checkbox"/> <input type="checkbox"/>	<input type="checkbox"/> <input type="checkbox"/> <input type="checkbox"/>	137.0#	2450
		120x48x29	AKLLA11204829	<input type="checkbox"/> <input type="checkbox"/> <input type="checkbox"/>	<input type="checkbox"/> <input type="checkbox"/> <input type="checkbox"/>	194.0#	3168
		144x48x29	AKLLA11444829	<input type="checkbox"/> <input type="checkbox"/> <input type="checkbox"/>	<input type="checkbox"/> <input type="checkbox"/> <input type="checkbox"/>	225.0#	3692
AKLLA							
	Conference Table Laminate Base Race-track, 2 Power Modules, 1" TFL Smooth Edge <ul style="list-style-type: none">• 10' cord per power module• 144" table includes three bases• 120" & 144" tables have two piece tops	72x36x29	AKLLA2723629	<input type="checkbox"/> <input type="checkbox"/> <input type="checkbox"/>	<input type="checkbox"/> <input type="checkbox"/> <input type="checkbox"/>	79.0#	\$ 2870
		84x48x29	AKLLA2844829	<input type="checkbox"/> <input type="checkbox"/> <input type="checkbox"/>	<input type="checkbox"/> <input type="checkbox"/> <input type="checkbox"/>	118.0#	2996
		96x48x29	AKLLA2964829	<input type="checkbox"/> <input type="checkbox"/> <input type="checkbox"/>	<input type="checkbox"/> <input type="checkbox"/> <input type="checkbox"/>	137.0#	3010
		120x48x29	AKLLA21204829	<input type="checkbox"/> <input type="checkbox"/> <input type="checkbox"/>	<input type="checkbox"/> <input type="checkbox"/> <input type="checkbox"/>	194.0#	3728
		144x48x29	AKLLA21444829	<input type="checkbox"/> <input type="checkbox"/> <input type="checkbox"/>	<input type="checkbox"/> <input type="checkbox"/> <input type="checkbox"/>	225.0#	4252
AKLLA							
	Conference Table Laminate Base Race-track, No Power, 1.5" TFL Smooth Edge <ul style="list-style-type: none">• 144" table includes three bases• 120" & 144" tables have two piece tops	72x36x29	AKLLA5N723629	<input type="checkbox"/> <input type="checkbox"/> <input type="checkbox"/>	<input type="checkbox"/> <input type="checkbox"/> <input type="checkbox"/>	100.0#	\$ 1835
		84x48x29	AKLLA5N844829	<input type="checkbox"/> <input type="checkbox"/> <input type="checkbox"/>	<input type="checkbox"/> <input type="checkbox"/> <input type="checkbox"/>	151.0#	2014
		96x48x29	AKLLA5N964829	<input type="checkbox"/> <input type="checkbox"/> <input type="checkbox"/>	<input type="checkbox"/> <input type="checkbox"/> <input type="checkbox"/>	175.0#	2035
		120x48x29	AKLLA5N1204829	<input type="checkbox"/> <input type="checkbox"/> <input type="checkbox"/>	<input type="checkbox"/> <input type="checkbox"/> <input type="checkbox"/>	231.0#	2790
		144x48x29	AKLLA5N1444829	<input type="checkbox"/> <input type="checkbox"/> <input type="checkbox"/>	<input type="checkbox"/> <input type="checkbox"/> <input type="checkbox"/>	285.0#	3344
AKLLA							
	Conference Table Laminate Base Racetrack, 1 Power Module, 1.5" TFL Smooth Edge <ul style="list-style-type: none">• 10' cord per power module• 144" table includes three bases• 120" & 144" tables have two piece tops	72x36x29	AKLLA51723629	<input type="checkbox"/> <input type="checkbox"/> <input type="checkbox"/>	<input type="checkbox"/> <input type="checkbox"/> <input type="checkbox"/>	100.0#	\$ 2395
		84x48x29	AKLLA51844829	<input type="checkbox"/> <input type="checkbox"/> <input type="checkbox"/>	<input type="checkbox"/> <input type="checkbox"/> <input type="checkbox"/>	151.0#	2574
		96x48x29	AKLLA51964829	<input type="checkbox"/> <input type="checkbox"/> <input type="checkbox"/>	<input type="checkbox"/> <input type="checkbox"/> <input type="checkbox"/>	175.0#	2595
		120x48x29	AKLLA511204829	<input type="checkbox"/> <input type="checkbox"/> <input type="checkbox"/>	<input type="checkbox"/> <input type="checkbox"/> <input type="checkbox"/>	231.0#	3350
		144x48x29	AKLLA511444829	<input type="checkbox"/> <input type="checkbox"/> <input type="checkbox"/>	<input type="checkbox"/> <input type="checkbox"/> <input type="checkbox"/>	285.0#	3904
AKLLA							
	Conference Table Laminate Base Racetrack, 2 Power Modules, 1.5" TFL Smooth Edge <ul style="list-style-type: none">• 10' cord per power module• 144" table includes three bases• 120" & 144" tables have two piece tops	72x36x29	AKLLA52723629	<input type="checkbox"/> <input type="checkbox"/> <input type="checkbox"/>	<input type="checkbox"/> <input type="checkbox"/> <input type="checkbox"/>	100.0#	\$ 2955
		84x48x29	AKLLA52844829	<input type="checkbox"/> <input type="checkbox"/> <input type="checkbox"/>	<input type="checkbox"/> <input type="checkbox"/> <input type="checkbox"/>	151.0#	3134
		96x48x29	AKLLA52964829	<input type="checkbox"/> <input type="checkbox"/> <input type="checkbox"/>	<input type="checkbox"/> <input type="checkbox"/> <input type="checkbox"/>	175.0#	3155
		120x48x29	AKLLA521204829	<input type="checkbox"/> <input type="checkbox"/> <input type="checkbox"/>	<input type="checkbox"/> <input type="checkbox"/> <input type="checkbox"/>	231.0#	3910
		144x48x29	AKLLA521444829	<input type="checkbox"/> <input type="checkbox"/> <input type="checkbox"/>	<input type="checkbox"/> <input type="checkbox"/> <input type="checkbox"/>	285.0#	4464
AKLLA							

A

B

C

HOW TO ORDER

Indicate the following information on order form:

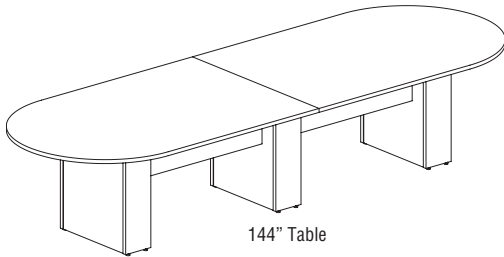
1. Quantity of each item.
2. Model number, including options. See "How To Build a Model Number".
3. Any special service required.

Note:

- The ☐ indicates that a choice is required.
- The absence of the ☐ indicates that no choice is required.
- Alpha-numeric characters in place of ☐ indicate that no other alternatives are available.

HOW TO BUILD A MODEL NUMBER

- A**Select basic model.
- B**Select top laminate color.
Refer to the **Product Color Options** page in this price list.
- C**Select base laminate color.
Refer to the **Product Color Options** page in this price list.



144" Table

SPECIAL SERVICES

Special Carton Marking

With specially marked information N/C

Shipping
Ships **knocked down, FOB KI-Orenda Bolton, ON L6T 5T6, freight prepaid**. Freight class 85.

Specifications and prices are subject to change without prior notice.

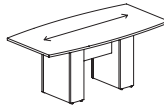
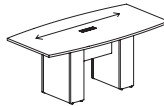

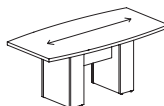


Conference Tables

Laminate Base Tables - Boatshape



Conference Tables

Laminate Base Tables - Boatshape

			MODEL NUMBER				
MODEL		W x D x H	Basic Model	Top Laminate Color	Base Laminate Color	Approx. Packaged Weight	Delivered Pricing
	Conference Table Laminate Base Boatshape, No Power, 1" TFL Smooth Edge <ul style="list-style-type: none">• 144" table includes three bases• 120" & 144" tables have two piece tops	72x36x29	AKLLBN723629	<input type="checkbox"/> <input type="checkbox"/> <input type="checkbox"/>	<input type="checkbox"/> <input type="checkbox"/> <input type="checkbox"/>	77.0#	\$ 1750
		84x48x29	AKLLBN844829	<input type="checkbox"/> <input type="checkbox"/> <input type="checkbox"/>	<input type="checkbox"/> <input type="checkbox"/> <input type="checkbox"/>	122.0#	1876
		96x48x29	AKLLBN964829	<input type="checkbox"/> <input type="checkbox"/> <input type="checkbox"/>	<input type="checkbox"/> <input type="checkbox"/> <input type="checkbox"/>	140.0#	1890
		120x48x29	AKLLBN1204829	<input type="checkbox"/> <input type="checkbox"/> <input type="checkbox"/>	<input type="checkbox"/> <input type="checkbox"/> <input type="checkbox"/>	194.0#	2608
		144x48x29	AKLLBN1444829	<input type="checkbox"/> <input type="checkbox"/> <input type="checkbox"/>	<input type="checkbox"/> <input type="checkbox"/> <input type="checkbox"/>	222.0#	3132
AKLLB							
	Conference Table Laminate Base Boatshape, 1 Power Module, 1" TFL Smooth Edge <ul style="list-style-type: none">• 10' cord per power module• 144" table includes three bases• 120" & 144" tables have two piece tops	72x36x29	AKLLB1723629	<input type="checkbox"/> <input type="checkbox"/> <input type="checkbox"/>	<input type="checkbox"/> <input type="checkbox"/> <input type="checkbox"/>	77.0#	\$ 2310
		84x48x29	AKLLB1844829	<input type="checkbox"/> <input type="checkbox"/> <input type="checkbox"/>	<input type="checkbox"/> <input type="checkbox"/> <input type="checkbox"/>	122.0#	2436
		96x48x29	AKLLB1964829	<input type="checkbox"/> <input type="checkbox"/> <input type="checkbox"/>	<input type="checkbox"/> <input type="checkbox"/> <input type="checkbox"/>	140.0#	2450
		120x48x29	AKLLB11204829	<input type="checkbox"/> <input type="checkbox"/> <input type="checkbox"/>	<input type="checkbox"/> <input type="checkbox"/> <input type="checkbox"/>	194.0#	3168
		144x48x29	AKLLB11444829	<input type="checkbox"/> <input type="checkbox"/> <input type="checkbox"/>	<input type="checkbox"/> <input type="checkbox"/> <input type="checkbox"/>	222.0#	3692
AKLLB							
	Conference Table Laminate Base Boatshape, 2 Power Modules, 1" TFL Smooth Edge <ul style="list-style-type: none">• 10' cord per power module• 144" table includes three bases• 120" & 144" tables have two piece tops	72x36x29	AKLLB2723629	<input type="checkbox"/> <input type="checkbox"/> <input type="checkbox"/>	<input type="checkbox"/> <input type="checkbox"/> <input type="checkbox"/>	77.0#	\$ 2870
		84x48x29	AKLLB2844829	<input type="checkbox"/> <input type="checkbox"/> <input type="checkbox"/>	<input type="checkbox"/> <input type="checkbox"/> <input type="checkbox"/>	122.0#	2996
		96x48x29	AKLLB2964829	<input type="checkbox"/> <input type="checkbox"/> <input type="checkbox"/>	<input type="checkbox"/> <input type="checkbox"/> <input type="checkbox"/>	140.0#	3010
		120x48x29	AKLLB21204829	<input type="checkbox"/> <input type="checkbox"/> <input type="checkbox"/>	<input type="checkbox"/> <input type="checkbox"/> <input type="checkbox"/>	194.0#	3728
		144x48x29	AKLLB21444829	<input type="checkbox"/> <input type="checkbox"/> <input type="checkbox"/>	<input type="checkbox"/> <input type="checkbox"/> <input type="checkbox"/>	222.0#	4252
AKLLB							
	Conference Table Laminate Base Boatshape, No Power, 1.5" TFL Smooth Edge <ul style="list-style-type: none">• 144" table includes three bases• 120" & 144" tables have two piece tops	72x36x29	AKLLB5N723629	<input type="checkbox"/> <input type="checkbox"/> <input type="checkbox"/>	<input type="checkbox"/> <input type="checkbox"/> <input type="checkbox"/>	99.0#	\$ 1835
		84x48x29	AKLLB5N844829	<input type="checkbox"/> <input type="checkbox"/> <input type="checkbox"/>	<input type="checkbox"/> <input type="checkbox"/> <input type="checkbox"/>	156.0#	2014
		96x48x29	AKLLB5N964829	<input type="checkbox"/> <input type="checkbox"/> <input type="checkbox"/>	<input type="checkbox"/> <input type="checkbox"/> <input type="checkbox"/>	179.0#	2035
		120x48x29	AKLLB5N1204829	<input type="checkbox"/> <input type="checkbox"/> <input type="checkbox"/>	<input type="checkbox"/> <input type="checkbox"/> <input type="checkbox"/>	230.0#	2790
		144x48x29	AKLLB5N1444829	<input type="checkbox"/> <input type="checkbox"/> <input type="checkbox"/>	<input type="checkbox"/> <input type="checkbox"/> <input type="checkbox"/>	282.0#	3344
AKLLB							
	Conference Table Laminate Base Boatshape, 1 Power Module, 1.5" TFL Smooth Edge <ul style="list-style-type: none">• 10' cord per power module• 144" table includes three bases• 120" & 144" tables have two piece tops	72x36x29	AKLLB51723629	<input type="checkbox"/> <input type="checkbox"/> <input type="checkbox"/>	<input type="checkbox"/> <input type="checkbox"/> <input type="checkbox"/>	99.0#	\$ 2395
		84x48x29	AKLLB51844829	<input type="checkbox"/> <input type="checkbox"/> <input type="checkbox"/>	<input type="checkbox"/> <input type="checkbox"/> <input type="checkbox"/>	156.0#	2574
		96x48x29	AKLLB51964829	<input type="checkbox"/> <input type="checkbox"/> <input type="checkbox"/>	<input type="checkbox"/> <input type="checkbox"/> <input type="checkbox"/>	179.0#	2595
		120x48x29	AKLLB511204829	<input type="checkbox"/> <input type="checkbox"/> <input type="checkbox"/>	<input type="checkbox"/> <input type="checkbox"/> <input type="checkbox"/>	230.0#	3350
		144x48x29	AKLLB511444829	<input type="checkbox"/> <input type="checkbox"/> <input type="checkbox"/>	<input type="checkbox"/> <input type="checkbox"/> <input type="checkbox"/>	282.0#	3904
AKLLB							
	Conference Table Laminate Base Boatshape, 2 Power Modules, 1.5" TFL Smooth Edge <ul style="list-style-type: none">• 10' cord per power module• 144" table includes three bases• 120" & 144" tables have two piece tops	72x36x29	AKLLB52723629	<input type="checkbox"/> <input type="checkbox"/> <input type="checkbox"/>	<input type="checkbox"/> <input type="checkbox"/> <input type="checkbox"/>	99.0#	\$ 2955
		84x48x29	AKLLB52844829	<input type="checkbox"/> <input type="checkbox"/> <input type="checkbox"/>	<input type="checkbox"/> <input type="checkbox"/> <input type="checkbox"/>	156.0#	3134
		96x48x29	AKLLB52964829	<input type="checkbox"/> <input type="checkbox"/> <input type="checkbox"/>	<input type="checkbox"/> <input type="checkbox"/> <input type="checkbox"/>	179.0#	3155
		120x48x29	AKLLB521204829	<input type="checkbox"/> <input type="checkbox"/> <input type="checkbox"/>	<input type="checkbox"/> <input type="checkbox"/> <input type="checkbox"/>	230.0#	3910
		144x48x29	AKLLB521444829	<input type="checkbox"/> <input type="checkbox"/> <input type="checkbox"/>	<input type="checkbox"/> <input type="checkbox"/> <input type="checkbox"/>	282.0#	4464
AKLLB							

A

B

C

HOW TO ORDER

Indicate the following information on order form:

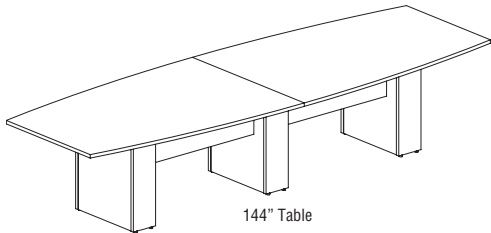
1. Quantity of each item.
2. Model number, including options. See "How To Build a Model Number".
3. Any special service required.

Note:

- The ☐ indicates that a choice is required.
- The absence of the ☐ indicates that no choice is required.
- Alpha-numeric characters in place of ☐ indicate that no other alternatives are available.

HOW TO BUILD A MODEL NUMBER

- A**Select basic model.
- B**Select top laminate color.
Refer to the **Product Color Options** page in this price list.
- C**Select base laminate color.
Refer to the **Product Color Options** page in this price list.



144" Table

SPECIAL SERVICES

Special Carton Marking

With specially marked information N/C

Shipping
Ships **knocked down**, FOB **KI-Orenda Bolton, ON L6T 5T6**, **freight prepaid**. Freight class 85.

Specifications and prices are subject to change without prior notice.



Conference Tables

Aluminum Frame Base Tables - Round and Square



Conference Tables

Aluminum Frame Base Tables - Round and Square

		MODEL NUMBER				
		Basic Model	Top Laminate Color	Base Laminate Color		
MODEL		DIA x H			Approx. Packaged Weight	Delivered Pricing
	Aluminum Frame Table Round, 1" TFL Smooth Edge • Anodized aluminum leg/frame	42x29	AKLAR4229	<input type="checkbox"/> <input type="checkbox"/> <input type="checkbox"/>	<input type="checkbox"/> <input type="checkbox"/> <input type="checkbox"/>	110.0# \$ 1030
		48x29	AKLAR4829	<input type="checkbox"/> <input type="checkbox"/> <input type="checkbox"/>	<input type="checkbox"/> <input type="checkbox"/> <input type="checkbox"/>	133.0# 1076
AKLAR						
	Aluminum Frame Table Square, 1" TFL Smooth Edge • Anodized aluminum leg/frame	42x42x29	AKLAS424229	<input type="checkbox"/> <input type="checkbox"/> <input type="checkbox"/>	<input type="checkbox"/> <input type="checkbox"/> <input type="checkbox"/>	118.0# \$ 1082
		48x48x29	AKLAS484829	<input type="checkbox"/> <input type="checkbox"/> <input type="checkbox"/>	<input type="checkbox"/> <input type="checkbox"/> <input type="checkbox"/>	140.0# 1185
AKLAS						
			A	B	C	

HOW TO ORDER

Indicate the following information on order form:

- Quantity of each item.
- Model number, including options. See “How To Build a Model Number”.
- Any special service required.

Note:

- The ☐ indicates that a choice is required.
- The absence of the ☐ indicates that no choice is required.
- Alpha-numeric characters in place of ☐ indicate that no other alternatives are available.

HOW TO BUILD A MODEL NUMBER

- A** Select basic model.
- B** Select top laminate color.
Refer to the **Product Color Options** page in this price list.
- C** Select base laminate color.
Refer to the **Product Color Options** page in this price list.

SPECIAL SERVICES

Special Carton Marking

With specially marked information N/C

Shipping

Ships **knocked down**, **FOB KI-Orenda Bolton, ON L6T 5T6, freight prepaid**. Freight class 85.

Specifications and prices are subject to change without prior notice.







Conference Tables

Aluminum Frame Base Tables - Rectangular



Conference Tables

Aluminum Frame Base Tables - Rectangular

			MODEL NUMBER				
			Basic Model	Top Laminate Color	Base Laminate Color		
	MODEL	W x D x H				Approx. Packaged Weight	Delivered Pricing
	Conference Table Aluminum Frame Base Rectangle, No Power, 1" TFL Smooth Edge <ul style="list-style-type: none">Anodized aluminum leg/frame144" table includes three bases120" & 144" tables have two piece tops	72x36x29	AKLRAN723629	<input type="checkbox"/> <input type="checkbox"/> <input type="checkbox"/>	<input type="checkbox"/> <input type="checkbox"/> <input type="checkbox"/>	125.0#	\$ 1098
		84x48x29	AKLRAN844829	<input type="checkbox"/> <input type="checkbox"/> <input type="checkbox"/>	<input type="checkbox"/> <input type="checkbox"/> <input type="checkbox"/>	179.0#	1192
		96x48x29	AKLRAN964829	<input type="checkbox"/> <input type="checkbox"/> <input type="checkbox"/>	<input type="checkbox"/> <input type="checkbox"/> <input type="checkbox"/>	201.0#	1224
		120x48x29	AKLRAN1204829	<input type="checkbox"/> <input type="checkbox"/> <input type="checkbox"/>	<input type="checkbox"/> <input type="checkbox"/> <input type="checkbox"/>	249.0#	1918
		144x48x29	AKLRAN1444829	<input type="checkbox"/> <input type="checkbox"/> <input type="checkbox"/>	<input type="checkbox"/> <input type="checkbox"/> <input type="checkbox"/>	382.0#	2412
	AKLRA						
	Conference Table Aluminum Frame Base Rectangle, 1 Power Module, 1" TFL Smooth Edge <ul style="list-style-type: none">Anodized aluminum leg/frame10' cord per power module144" table includes three bases120" & 144" tables have two piece tops	72x36x29	AKLRA1723629	<input type="checkbox"/> <input type="checkbox"/> <input type="checkbox"/>	<input type="checkbox"/> <input type="checkbox"/> <input type="checkbox"/>	125.0#	\$ 1658
		84x48x29	AKLRA1844829	<input type="checkbox"/> <input type="checkbox"/> <input type="checkbox"/>	<input type="checkbox"/> <input type="checkbox"/> <input type="checkbox"/>	179.0#	1752
		96x48x29	AKLRA1964829	<input type="checkbox"/> <input type="checkbox"/> <input type="checkbox"/>	<input type="checkbox"/> <input type="checkbox"/> <input type="checkbox"/>	201.0#	1784
		120x48x29	AKLRA11204829	<input type="checkbox"/> <input type="checkbox"/> <input type="checkbox"/>	<input type="checkbox"/> <input type="checkbox"/> <input type="checkbox"/>	249.0#	2478
		144x48x29	AKLRA11444829	<input type="checkbox"/> <input type="checkbox"/> <input type="checkbox"/>	<input type="checkbox"/> <input type="checkbox"/> <input type="checkbox"/>	382.0#	2972
	AKLRA						
	Conference Table Aluminum Frame Base Rectangle, 2 Power Modules, 1" TFL Smooth Edge <ul style="list-style-type: none">Anodized aluminum leg/frame10' cord per power module144" table includes three bases120" & 144" tables have two piece tops	72x36x29	AKLRA2723629	<input type="checkbox"/> <input type="checkbox"/> <input type="checkbox"/>	<input type="checkbox"/> <input type="checkbox"/> <input type="checkbox"/>	125.0#	\$ 2218
		84x48x29	AKLRA2844829	<input type="checkbox"/> <input type="checkbox"/> <input type="checkbox"/>	<input type="checkbox"/> <input type="checkbox"/> <input type="checkbox"/>	179.0#	2312
		96x48x29	AKLRA2964829	<input type="checkbox"/> <input type="checkbox"/> <input type="checkbox"/>	<input type="checkbox"/> <input type="checkbox"/> <input type="checkbox"/>	201.0#	2344
		120x48x29	AKLRA21204829	<input type="checkbox"/> <input type="checkbox"/> <input type="checkbox"/>	<input type="checkbox"/> <input type="checkbox"/> <input type="checkbox"/>	249.0#	3038
		144x48x29	AKLRA21444829	<input type="checkbox"/> <input type="checkbox"/> <input type="checkbox"/>	<input type="checkbox"/> <input type="checkbox"/> <input type="checkbox"/>	382.0#	3532
	AKLRA						
	Conference Table Aluminum Frame Base Rectangle, No Power, 1.5" TFL Smooth Edge <ul style="list-style-type: none">Anodized aluminum leg/frame144" table includes three bases120" & 144" tables have two piece tops	72x36x29	AKLRA5N723629	<input type="checkbox"/> <input type="checkbox"/> <input type="checkbox"/>	<input type="checkbox"/> <input type="checkbox"/> <input type="checkbox"/>	165.0#	\$ 1190
		84x48x29	AKLRA5N844829	<input type="checkbox"/> <input type="checkbox"/> <input type="checkbox"/>	<input type="checkbox"/> <input type="checkbox"/> <input type="checkbox"/>	217.0#	1324
		96x48x29	AKLRA5N964829	<input type="checkbox"/> <input type="checkbox"/> <input type="checkbox"/>	<input type="checkbox"/> <input type="checkbox"/> <input type="checkbox"/>	238.0#	1371
		120x48x29	AKLRA5N1204829	<input type="checkbox"/> <input type="checkbox"/> <input type="checkbox"/>	<input type="checkbox"/> <input type="checkbox"/> <input type="checkbox"/>	335.0#	2103
		144x48x29	AKLRA5N1444829	<input type="checkbox"/> <input type="checkbox"/> <input type="checkbox"/>	<input type="checkbox"/> <input type="checkbox"/> <input type="checkbox"/>	403.0#	2636
	AKLRA						
	Conference Table Aluminum Frame Base Rectangle, 1 Power Module, 1.5" TFL Smooth Edge <ul style="list-style-type: none">Anodized aluminum leg/frame10' cord per power module144" table includes three bases120" & 144" tables have two piece tops	72x36x29	AKLRA51723629	<input type="checkbox"/> <input type="checkbox"/> <input type="checkbox"/>	<input type="checkbox"/> <input type="checkbox"/> <input type="checkbox"/>	165.0#	\$ 1750
		84x48x29	AKLRA51844829	<input type="checkbox"/> <input type="checkbox"/> <input type="checkbox"/>	<input type="checkbox"/> <input type="checkbox"/> <input type="checkbox"/>	217.0#	1884
		96x48x29	AKLRA51964829	<input type="checkbox"/> <input type="checkbox"/> <input type="checkbox"/>	<input type="checkbox"/> <input type="checkbox"/> <input type="checkbox"/>	238.0#	1931
		120x48x29	AKLRA511204829	<input type="checkbox"/> <input type="checkbox"/> <input type="checkbox"/>	<input type="checkbox"/> <input type="checkbox"/> <input type="checkbox"/>	335.0#	2663
		144x48x29	AKLRA511444829	<input type="checkbox"/> <input type="checkbox"/> <input type="checkbox"/>	<input type="checkbox"/> <input type="checkbox"/> <input type="checkbox"/>	403.0#	3196
	AKLRA						
	Conference Table Aluminum Frame Base Rectangle, 2 Power Modules, 1.5" TFL Smooth Edge <ul style="list-style-type: none">Anodized aluminum leg/frame10' cord per power module144" table includes three bases120" & 144" tables have two piece tops	72x36x29	AKLRA52723629	<input type="checkbox"/> <input type="checkbox"/> <input type="checkbox"/>	<input type="checkbox"/> <input type="checkbox"/> <input type="checkbox"/>	165.0#	\$ 2310
		84x48x29	AKLRA52844829	<input type="checkbox"/> <input type="checkbox"/> <input type="checkbox"/>	<input type="checkbox"/> <input type="checkbox"/> <input type="checkbox"/>	217.0#	2444
		96x48x29	AKLRA52964829	<input type="checkbox"/> <input type="checkbox"/> <input type="checkbox"/>	<input type="checkbox"/> <input type="checkbox"/> <input type="checkbox"/>	238.0#	2491
		120x48x29	AKLRA521204829	<input type="checkbox"/> <input type="checkbox"/> <input type="checkbox"/>	<input type="checkbox"/> <input type="checkbox"/> <input type="checkbox"/>	335.0#	3223
		144x48x29	AKLRA521444829	<input type="checkbox"/> <input type="checkbox"/> <input type="checkbox"/>	<input type="checkbox"/> <input type="checkbox"/> <input type="checkbox"/>	403.0#	3756
	AKLRA						

A

B

C

HOW TO ORDER

Indicate the following information on order form:

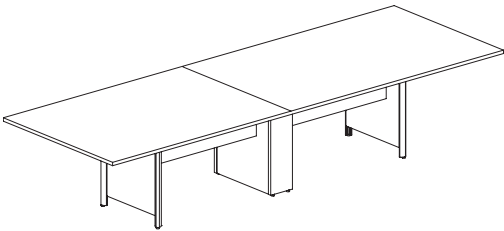
- Quantity of each item.
- Model number, including options. See "How To Build a Model Number".
- Any special service required.

Note:

- The ☐ indicates that a choice is required.
- The absence of the ☐ indicates that no choice is required.
- Alpha-numeric characters in place of ☐ indicate that no other alternatives are available.

HOW TO BUILD A MODEL NUMBER

- A**Select basic model.
- B**Select top laminate color.
Refer to the **Product Color Options** page in this price list.
- C**Select base laminate color.
Refer to the **Product Color Options** page in this price list.



144"Table

SPECIAL SERVICES

Special Carton Marking

With specially marked information N/C

Shipping

Ships **knocked down**, **FOB KI-Orenda Bolton, ON L6T 5T6, freight prepaid**. Freight class 85.

Specifications and prices are subject to change without prior notice.







Conference Tables

Aluminum Frame Base Tables - Racetrack



Conference Tables

Aluminum Frame Base Tables - Racetrack

			MODEL NUMBER				
			Basic Model	Top Laminate Color	Base Laminate Color		
	MODEL	W x D x H				Approx. Packaged Weight	Delivered Pricing
	Conference Table Aluminum Frame Base Racetrack, No Power, 1" TFL Smooth Edge <ul style="list-style-type: none">Anodized aluminum leg/frame144" table includes three bases120" & 144" tables have two piece tops	72x36x29	AKLAAN723629	<input type="checkbox"/> <input type="checkbox"/> <input type="checkbox"/>	<input type="checkbox"/> <input type="checkbox"/> <input type="checkbox"/>	125.0#	\$ 1179
		84x48x29	AKLAAN844829	<input type="checkbox"/> <input type="checkbox"/> <input type="checkbox"/>	<input type="checkbox"/> <input type="checkbox"/> <input type="checkbox"/>	179.0#	1371
		96x48x29	AKLAAN964829	<input type="checkbox"/> <input type="checkbox"/> <input type="checkbox"/>	<input type="checkbox"/> <input type="checkbox"/> <input type="checkbox"/>	201.0#	1393
		120x48x29	AKLAAN1204829	<input type="checkbox"/> <input type="checkbox"/> <input type="checkbox"/>	<input type="checkbox"/> <input type="checkbox"/> <input type="checkbox"/>	249.0#	2260
		144x48x29	AKLAAN1444829	<input type="checkbox"/> <input type="checkbox"/> <input type="checkbox"/>	<input type="checkbox"/> <input type="checkbox"/> <input type="checkbox"/>	382.0#	2928
	AKLAA						
	Conference Table Aluminum Frame Base Racetrack, 1 Power Module, 1" TFL Smooth Edge <ul style="list-style-type: none">Anodized aluminum leg/frame10' cord per power module144" table includes three bases120" & 144" tables have two piece tops	72x36x29	AKLAA1723629	<input type="checkbox"/> <input type="checkbox"/> <input type="checkbox"/>	<input type="checkbox"/> <input type="checkbox"/> <input type="checkbox"/>	125.0#	\$ 1739
		84x48x29	AKLAA1844829	<input type="checkbox"/> <input type="checkbox"/> <input type="checkbox"/>	<input type="checkbox"/> <input type="checkbox"/> <input type="checkbox"/>	179.0#	1931
		96x48x29	AKLAA1964829	<input type="checkbox"/> <input type="checkbox"/> <input type="checkbox"/>	<input type="checkbox"/> <input type="checkbox"/> <input type="checkbox"/>	201.0#	1953
		120x48x29	AKLAA11204829	<input type="checkbox"/> <input type="checkbox"/> <input type="checkbox"/>	<input type="checkbox"/> <input type="checkbox"/> <input type="checkbox"/>	249.0#	2820
		144x48x29	AKLAA11444829	<input type="checkbox"/> <input type="checkbox"/> <input type="checkbox"/>	<input type="checkbox"/> <input type="checkbox"/> <input type="checkbox"/>	382.0#	3488
	AKLAA						
	Conference Table Aluminum Frame Base Racetrack, 2 Power Modules, 1" TFL Smooth Edge <ul style="list-style-type: none">Anodized aluminum leg/frame10' cord per power module144" table includes three bases120" & 144" tables have two piece tops	72x36x29	AKLAA2723629	<input type="checkbox"/> <input type="checkbox"/> <input type="checkbox"/>	<input type="checkbox"/> <input type="checkbox"/> <input type="checkbox"/>	125.0#	\$ 2299
		84x48x29	AKLAA2844829	<input type="checkbox"/> <input type="checkbox"/> <input type="checkbox"/>	<input type="checkbox"/> <input type="checkbox"/> <input type="checkbox"/>	179.0#	2491
		96x48x29	AKLAA2964829	<input type="checkbox"/> <input type="checkbox"/> <input type="checkbox"/>	<input type="checkbox"/> <input type="checkbox"/> <input type="checkbox"/>	201.0#	2513
		120x48x29	AKLAA21204829	<input type="checkbox"/> <input type="checkbox"/> <input type="checkbox"/>	<input type="checkbox"/> <input type="checkbox"/> <input type="checkbox"/>	249.0#	3380
		144x48x29	AKLAA21444829	<input type="checkbox"/> <input type="checkbox"/> <input type="checkbox"/>	<input type="checkbox"/> <input type="checkbox"/> <input type="checkbox"/>	382.0#	4048
	AKLAA						
	Conference Table Aluminum Frame Base Racetrack, No Power, 1.5" TFL Smooth Edge <ul style="list-style-type: none">Anodized aluminum leg/frame144" table includes three bases120" & 144" tables have two piece tops	72x36x29	AKLAA5N723629	<input type="checkbox"/> <input type="checkbox"/> <input type="checkbox"/>	<input type="checkbox"/> <input type="checkbox"/> <input type="checkbox"/>	165.0#	\$ 1311
		84x48x29	AKLAA5N844829	<input type="checkbox"/> <input type="checkbox"/> <input type="checkbox"/>	<input type="checkbox"/> <input type="checkbox"/> <input type="checkbox"/>	217.0#	1503
		96x48x29	AKLAA5N964829	<input type="checkbox"/> <input type="checkbox"/> <input type="checkbox"/>	<input type="checkbox"/> <input type="checkbox"/> <input type="checkbox"/>	238.0#	1538
		120x48x29	AKLAA5N1204829	<input type="checkbox"/> <input type="checkbox"/> <input type="checkbox"/>	<input type="checkbox"/> <input type="checkbox"/> <input type="checkbox"/>	335.0#	2457
		144x48x29	AKLAA5N1444829	<input type="checkbox"/> <input type="checkbox"/> <input type="checkbox"/>	<input type="checkbox"/> <input type="checkbox"/> <input type="checkbox"/>	403.0#	3176
	AKLAA						
	Conference Table Aluminum Frame Base Racetrack, 1 Power Module, 1.5" TFL Smooth Edge <ul style="list-style-type: none">Anodized aluminum leg/frame10' cord per power module144" table includes three bases120" & 144" tables have two piece tops	72x36x29	AKLAA51723629	<input type="checkbox"/> <input type="checkbox"/> <input type="checkbox"/>	<input type="checkbox"/> <input type="checkbox"/> <input type="checkbox"/>	165.0#	\$ 1871
		84x48x29	AKLAA51844829	<input type="checkbox"/> <input type="checkbox"/> <input type="checkbox"/>	<input type="checkbox"/> <input type="checkbox"/> <input type="checkbox"/>	217.0#	2063
		96x48x29	AKLAA51964829	<input type="checkbox"/> <input type="checkbox"/> <input type="checkbox"/>	<input type="checkbox"/> <input type="checkbox"/> <input type="checkbox"/>	238.0#	2098
		120x48x29	AKLAA511204829	<input type="checkbox"/> <input type="checkbox"/> <input type="checkbox"/>	<input type="checkbox"/> <input type="checkbox"/> <input type="checkbox"/>	335.0#	3017
		144x48x29	AKLAA511444829	<input type="checkbox"/> <input type="checkbox"/> <input type="checkbox"/>	<input type="checkbox"/> <input type="checkbox"/> <input type="checkbox"/>	403.0#	3736
	AKLAA						
	Conference Table Aluminum Frame Base Racetrack, 2 Power Modules, 1.5" TFL Smooth Edge <ul style="list-style-type: none">Anodized aluminum leg/frame10' cord per power module144" table includes three bases120" & 144" tables have two piece tops	72x36x29	AKLAA52723629	<input type="checkbox"/> <input type="checkbox"/> <input type="checkbox"/>	<input type="checkbox"/> <input type="checkbox"/> <input type="checkbox"/>	165.0#	\$ 2431
		84x48x29	AKLAA52844829	<input type="checkbox"/> <input type="checkbox"/> <input type="checkbox"/>	<input type="checkbox"/> <input type="checkbox"/> <input type="checkbox"/>	217.0#	2623
		96x48x29	AKLAA52964829	<input type="checkbox"/> <input type="checkbox"/> <input type="checkbox"/>	<input type="checkbox"/> <input type="checkbox"/> <input type="checkbox"/>	238.0#	2658
		120x48x29	AKLAA521204829	<input type="checkbox"/> <input type="checkbox"/> <input type="checkbox"/>	<input type="checkbox"/> <input type="checkbox"/> <input type="checkbox"/>	335.0#	3577
		144x48x29	AKLAA521444829	<input type="checkbox"/> <input type="checkbox"/> <input type="checkbox"/>	<input type="checkbox"/> <input type="checkbox"/> <input type="checkbox"/>	403.0#	4296
	AKLAA						

A

B

C

HOW TO ORDER

Indicate the following information on order form:

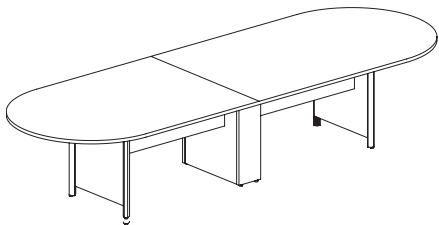
- Quantity of each item.
- Model number, including options. See "How To Build a Model Number".
- Any special service required.

Note:

- The ☐ indicates that a choice is required.
- The absence of the ☐ indicates that no choice is required.
- Alpha-numeric characters in place of ☐ indicate that no other alternatives are available.

HOW TO BUILD A MODEL NUMBER

- A**Select basic model.
- B**Select top laminate color.
Refer to the **Product Color Options** page in this price list.
- C**Select base laminate color.
Refer to the **Product Color Options** page in this price list.



144"Table

SPECIAL SERVICES

Special Carton Marking

With specially marked information N/C

Shipping
Ships **knocked down**, FOB **KI-Orenda Bolton, ON L6T 5T6**, **freight prepaid**. Freight class 85.

Specifications and prices are subject to change without prior notice.







Conference Tables

Aluminum Frame Base Tables - Boatshape



Conference Tables

Aluminum Frame Base Tables - Boatshape

			MODEL NUMBER				
			Basic Model	Top Laminate Color	Base Laminate Color		
 AKLAB	MODEL	W x D x H				Approx. Packaged Weight	Delivered Pricing
	Conference Table Aluminum Frame Base Boatshape, No Power, 1" TFL Smooth Edge <ul style="list-style-type: none">Anodized aluminum leg/frame144" table includes three bases120" & 144" tables have two piece tops	72x36x29	AKLABN723629	<input type="checkbox"/> <input type="checkbox"/> <input type="checkbox"/>	<input type="checkbox"/> <input type="checkbox"/> <input type="checkbox"/>	125.0#	\$ 1179
		84x48x29	AKLABN844829	<input type="checkbox"/> <input type="checkbox"/> <input type="checkbox"/>	<input type="checkbox"/> <input type="checkbox"/> <input type="checkbox"/>	179.0#	1371
		96x48x29	AKLABN964829	<input type="checkbox"/> <input type="checkbox"/> <input type="checkbox"/>	<input type="checkbox"/> <input type="checkbox"/> <input type="checkbox"/>	201.0#	1393
		120x48x29	AKLABN1204829	<input type="checkbox"/> <input type="checkbox"/> <input type="checkbox"/>	<input type="checkbox"/> <input type="checkbox"/> <input type="checkbox"/>	249.0#	2260
		144x48x29	AKLABN1444829	<input type="checkbox"/> <input type="checkbox"/> <input type="checkbox"/>	<input type="checkbox"/> <input type="checkbox"/> <input type="checkbox"/>	382.0#	2928
 AKLAB	Conference Table Aluminum Frame Base Boatshape, 1 Power Module, 1" TFL Smooth Edge <ul style="list-style-type: none">Anodized aluminum leg/frame10' cord per power module144" table includes three bases120" & 144" tables have two piece tops	72x36x29	AKLAB1723629	<input type="checkbox"/> <input type="checkbox"/> <input type="checkbox"/>	<input type="checkbox"/> <input type="checkbox"/> <input type="checkbox"/>	125.0#	\$ 1739
		84x48x29	AKLAB1844829	<input type="checkbox"/> <input type="checkbox"/> <input type="checkbox"/>	<input type="checkbox"/> <input type="checkbox"/> <input type="checkbox"/>	179.0#	1931
		96x48x29	AKLAB1964829	<input type="checkbox"/> <input type="checkbox"/> <input type="checkbox"/>	<input type="checkbox"/> <input type="checkbox"/> <input type="checkbox"/>	201.0#	1953
		120x48x29	AKLAB11204829	<input type="checkbox"/> <input type="checkbox"/> <input type="checkbox"/>	<input type="checkbox"/> <input type="checkbox"/> <input type="checkbox"/>	249.0#	2820
		144x48x29	AKLAB11444829	<input type="checkbox"/> <input type="checkbox"/> <input type="checkbox"/>	<input type="checkbox"/> <input type="checkbox"/> <input type="checkbox"/>	382.0#	3488
 AKLAB	Conference Table Aluminum Frame Base Boatshape, 2 Power Modules, 1" TFL Smooth Edge <ul style="list-style-type: none">Anodized aluminum leg/frame10' cord per power module144" table includes three bases120" & 144" tables have two piece tops	72x36x29	AKLAB2723629	<input type="checkbox"/> <input type="checkbox"/> <input type="checkbox"/>	<input type="checkbox"/> <input type="checkbox"/> <input type="checkbox"/>	125.0#	\$ 2491
		84x48x29	AKLAB2844829	<input type="checkbox"/> <input type="checkbox"/> <input type="checkbox"/>	<input type="checkbox"/> <input type="checkbox"/> <input type="checkbox"/>	179.0#	2513
		96x48x29	AKLAB2964829	<input type="checkbox"/> <input type="checkbox"/> <input type="checkbox"/>	<input type="checkbox"/> <input type="checkbox"/> <input type="checkbox"/>	201.0#	3380
		120x48x29	AKLAB21204829	<input type="checkbox"/> <input type="checkbox"/> <input type="checkbox"/>	<input type="checkbox"/> <input type="checkbox"/> <input type="checkbox"/>	249.0#	2299
		144x48x29	AKLAB21444829	<input type="checkbox"/> <input type="checkbox"/> <input type="checkbox"/>	<input type="checkbox"/> <input type="checkbox"/> <input type="checkbox"/>	382.0#	4048
 AKLAB	Conference Table Aluminum Frame Base Boatshape, No Power, 1.5" TFL Smooth Edge <ul style="list-style-type: none">Anodized aluminum leg/frame144" table includes three bases120" & 144" tables have two piece tops	72x36x29	AKLAB5N723629	<input type="checkbox"/> <input type="checkbox"/> <input type="checkbox"/>	<input type="checkbox"/> <input type="checkbox"/> <input type="checkbox"/>	165.0#	\$ 1311
		84x48x29	AKLAB5N844829	<input type="checkbox"/> <input type="checkbox"/> <input type="checkbox"/>	<input type="checkbox"/> <input type="checkbox"/> <input type="checkbox"/>	217.0#	1503
		96x48x29	AKLAB5N964829	<input type="checkbox"/> <input type="checkbox"/> <input type="checkbox"/>	<input type="checkbox"/> <input type="checkbox"/> <input type="checkbox"/>	238.0#	1538
		120x48x29	AKLAB5N1204829	<input type="checkbox"/> <input type="checkbox"/> <input type="checkbox"/>	<input type="checkbox"/> <input type="checkbox"/> <input type="checkbox"/>	335.0#	2457
		144x48x29	AKLAB5N1444829	<input type="checkbox"/> <input type="checkbox"/> <input type="checkbox"/>	<input type="checkbox"/> <input type="checkbox"/> <input type="checkbox"/>	403.0#	3176
 AKLAB	Conference Table Aluminum Frame Base Boatshape, 1 Power Module, 1.5" TFL Smooth Edge <ul style="list-style-type: none">Anodized aluminum leg/frame10' cord per power module144" table includes three bases120" & 144" tables have two piece tops	72x36x29	AKLAB51723629	<input type="checkbox"/> <input type="checkbox"/> <input type="checkbox"/>	<input type="checkbox"/> <input type="checkbox"/> <input type="checkbox"/>	165.0#	\$ 1871
		84x48x29	AKLAB51844829	<input type="checkbox"/> <input type="checkbox"/> <input type="checkbox"/>	<input type="checkbox"/> <input type="checkbox"/> <input type="checkbox"/>	217.0#	2063
		96x48x29	AKLAB51964829	<input type="checkbox"/> <input type="checkbox"/> <input type="checkbox"/>	<input type="checkbox"/> <input type="checkbox"/> <input type="checkbox"/>	238.0#	2098
		120x48x29	AKLAB511204829	<input type="checkbox"/> <input type="checkbox"/> <input type="checkbox"/>	<input type="checkbox"/> <input type="checkbox"/> <input type="checkbox"/>	335.0#	3017
		144x48x29	AKLAB511444829	<input type="checkbox"/> <input type="checkbox"/> <input type="checkbox"/>	<input type="checkbox"/> <input type="checkbox"/> <input type="checkbox"/>	403.0#	3736
 AKLAB	Conference Table Aluminum Frame Base Boatshape, 2 Power Modules, 1.5" TFL Smooth Edge <ul style="list-style-type: none">Anodized aluminum leg/frame10' cord per power module144" table includes three bases120" & 144" tables have two piece tops	72x36x29	AKLAB52723629	<input type="checkbox"/> <input type="checkbox"/> <input type="checkbox"/>	<input type="checkbox"/> <input type="checkbox"/> <input type="checkbox"/>	165.0#	\$ 2431
		84x48x29	AKLAB52844829	<input type="checkbox"/> <input type="checkbox"/> <input type="checkbox"/>	<input type="checkbox"/> <input type="checkbox"/> <input type="checkbox"/>	217.0#	2623
		96x48x29	AKLAB52964829	<input type="checkbox"/> <input type="checkbox"/> <input type="checkbox"/>	<input type="checkbox"/> <input type="checkbox"/> <input type="checkbox"/>	238.0#	2658
		120x48x29	AKLAB521204829	<input type="checkbox"/> <input type="checkbox"/> <input type="checkbox"/>	<input type="checkbox"/> <input type="checkbox"/> <input type="checkbox"/>	335.0#	3577
		144x48x29	AKLAB521444829	<input type="checkbox"/> <input type="checkbox"/> <input type="checkbox"/>	<input type="checkbox"/> <input type="checkbox"/> <input type="checkbox"/>	403.0#	4296

A

B

C

HOW TO ORDER

Indicate the following information on order form:

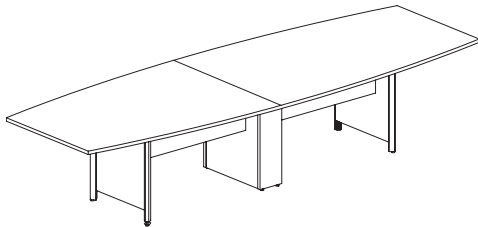
- Quantity of each item.
- Model number, including options. See "How To Build a Model Number".
- Any special service required.

Note:

- The ☐ indicates that a choice is required.
- The absence of the ☐ indicates that no choice is required.
- Alpha-numeric characters in place of ☐ indicate that no other alternatives are available.

HOW TO BUILD A MODEL NUMBER

- A**Select basic model.
- B**Select top laminate color.
Refer to the **Product Color Options** page in this price list.
- C**Select base laminate color.
Refer to the **Product Color Options** page in this price list.



144"Table

SPECIAL SERVICES

Special Carton Marking

With specially marked information N/C

Shipping

Ships **knocked down**, FOB **KI-Orenda Bolton, ON L6T 5T6**, **freight prepaid**. Freight class 85.

Specifications and prices are subject to change without prior notice.



1330 BELLEVUE STREET
GREEN BAY, WI 54302
800.424.2432 / KI.COM

KI is a trusted expert for furniture and wall systems around the globe.
USA | CANADA | MEXICO | UK | EUROPE | ASIA | MIDDLE EAST
© 2024 Krueger International, Inc. All Rights Reserved.